

DEC 10 2001

**QUARTERLY GROUNDWATER
MONITORING AND SAMPLING
FOR THE PROPERTY
LOCATED AT 15595 WASHINGTON AVENUE
SAN LORENZO, CALIFORNIA
JUNE 13, 2001**

**PREPARED FOR:
MR. MEHDI MOHAMMADIAN
CAL GAS
15595 WASHINGTON AVENUE
SAN LORENZO, CALIFORNIA 94580**

**BY:
ENVIRO SOIL TECH CONSULTANTS
131 TULLY ROAD
SAN JOSE, CALIFORNIA 95111**

ENVIRO SOIL TECH CONSULTANTS

DEC 1 0 2001

LIST OF TABLES

- TABLE 1 ... Groundwater Monitoring Data and Analytical Results
- TABLE 2 ... Groundwater Analytical Results for Hydrocarbons Fuel Oxygenates (EPA 8260B)

LIST OF FIGURES

- FIGURE 1 ... Site Vicinity Map showing 15595 Washington Avenue, San Lorenzo, California
- FIGURE 2 ... Site Plan showing location of Building, Monitoring Wells Groundwater Flow Direction

LIST OF APPENDICES

- APPENDIX "A" ... Table 1 and Table 2
- APPENDIX "B" ... Figure 1 and Figure 2
- APPENDIX "C" ... Standard Operation Procedures
- APPENDIX "D" ... Laboratory Report and Chain-of-Custody Documentation

TABLE OF CONTENTS

Page Number

LETTER OF TRANSMITTAL	1-2
PURPOSE	3
SITE DESCRIPTION	3
BACKGROUND	3-4
SCOPE OF PRESENT WORK	5
FIELD ACTIVITIES	5
<i>GROUNDWATER MONITORING</i>	5
<i>GROUNDWATER SAMPLING</i>	6
GROUNDWATER FLOW	6
ANALYTICAL RESULTS	6-7
SUMMARY	7
RECOMMENDATION	8
LIMITATIONS	8

APPENDIX "A"

TABLE 1 - GROUNDWATER MONITORING DATA AND ANALYTICAL RESULTS	T1-T4
TABLE 2 - GROUNDWATER ANALYTICAL RESULTS FOR HYDROCARBONS FUEL OXYGENATES EPA 8260B	T5-T6

APPENDIX "B"

FIGURE 1 - VICINITY MAP	M1
FIGURE 2 - SITE PLAN	M2

TABLE OF CONTENTS CONT'D

Page Number

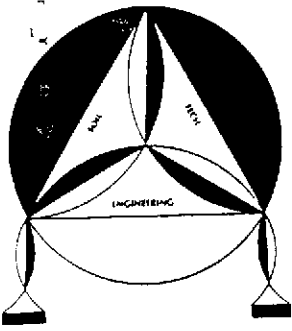
APPENDIX "C"

GROUNDWATER SAMPLING

SOP1

APPENDIX "D"

ENTECH ANALYTICAL LABS REPORT AND CHAIN-OF-CUSTODY



ENVIRO SOIL TECH CONSULTANTS

Environmental & Geotechnical Consultants

131 TULLY ROAD, SAN JOSE, CALIFORNIA 95111

Tel: (408) 297-1500

Fax: (408) 292-2116

June 13, 2001

File No. 12-99-702-SI

Mr. Mehdi Mohammadian

Cal Gas

15595 Washington Avenue

San Lorenzo, California 94580

**SUBJECT: QUARTERLY GROUNDWATER MONITORING
AND SAMPLING FOR THE PROPERTY**

Located at 15595 Washington Avenue, in
San Lorenzo, California

Dear Mr. Mohammadian:

This report presents the results of quarterly groundwater monitoring and sampling conducted by Enviro Soil Tech Consultants (ESTC), on May 29, 2001, at the subject site (Figure 1).

The five monitoring wells (MW-1 through MW-5) located on-site were monitored for presence of floating products and/or distinctive odor, and groundwater were collected from these wells for laboratory analyses.


The quarterly groundwater monitoring and sampling of the on-site monitoring wells was conducted in accordance with the request and authorization of Mr. Mehdi Mohammadian and at the request of Mr. Scott O. Seery with Alameda County Health Care Services Agency-Environmental Health Services (ACHCSA-EHS) in letter dated May 19, 1999.


File No. 12-99-702-SI

If you have any questions or require additional information, please feel free to contact our office at (408) 297-1500.

Sincerely,

ENVIRO SOIL TECH CONSULTANTS


FRANK HAMEDIFARD
GENERAL MANAGER


LAWRENCE KOO, P. E.
C. E. #34928

ENVIRO SOIL TECH CONSULTANTS

PURPOSE:

The purpose of quarterly groundwater monitoring and sampling investigation was to define the direction of groundwater flow and the extent of hydrocarbons contamination in the groundwater at the site.

SITE DESCRIPTION:

The site is located on the northwest corner of Washington Avenue and Via Enrico Street, in San Lorenzo, California (Figure 1), and is currently being used as a service station. The site contained one single story building, underground storage tanks located at the center portion of the property and south of the pump islands. The subject property is located in an area of commercial and residential development.

BACKGROUND:

From 1974 to 1983, the site was owned by Callaris who had operated the gasoline service station.

From 1983 to 1986, Texaco owned the site, and during this time, the site was not in operation. Texaco removed the existing USTs in 1986, and subsurface contamination was detected in the fuel tank excavation.

In 1986, the site was purchased by Bertram Kubo, who installed three new 10,000 gallon fuel tanks at a new location and reopened as a retail service station.

In 1990, the property was sold to the current owner, Mr. Mehdi Mohammadian, who operates the site as Shell retail service station.

In 1986, soil and groundwater investigation was conducted at the site by Groundwater Technology (GWT) by installing three on-site monitoring wells (MW-1 to MW-3). Hydrocarbon impact to shallow groundwater was detected in these wells. The detail of GWT's subsurface investigation is described in a report dated October 1986.

In July 1998, an additional subsurface investigation was conducted by Toxicchem Management Systems, Inc. (TMS), by installing two additional on-site wells (MW-4 and MW-5). TMS's findings showed presence of petroleum hydrocarbons in all wells. The details of this additional assessment is described in their report dated October 16, 1998. Quarterly monitoring of the five on-site wells has been conducted since August 1998. TPHg, BTEX and MTBE were detected in all the monitoring wells.

Per the request and authorization of Mr. Mehdi Mohammadian and under the directive of Mr. Scott O. Seery with ACHCSA-EHS in letters dated May 9, 1999; November 8, 1999 and November 10, 1999, ESTC submitted a proposed work plan for assessment of off-site gasoline plume using of so-called "rapid assessment" tools such as Geoprobe. The details of this work plan is described in ESTC's report entitled "Proposed Work Plan for Preliminary Off-Site Soil & Groundwater Assessment for the Property...", dated February 11, 2000.

On April 18, 2000, ESTC conducted soil and groundwater assessment off-site gasoline plume. Based on the off-site investigation, upto date, ESTC have been conducting quarterly monitoring and sampling of groundwater from the on-site monitoring wells.

SCOPE OF PRESENT WORK:

The scope of present work are as follow:

- Monitor wells MW-1 to MW-5 for presence of any sheen and/or odor and measure the depth-to-water table.
- Purge the monitoring wells prior to sampling.
- Sample monitoring wells MW-1 to MW-5.
- Submit water samples to a state-certified laboratory for chemical analyses of Total Petroleum Hydrocarbons as gasoline (TPHg) and petroleum hydrocarbons constituents per EPA Method 8260B.
- Review results and prepare a report of the investigation.

FIELD ACTIVITIES:

The five on-site monitoring wells (MW-1 to MW-5) were monitored for floating products and/or distinctive odor, and the water samples were collected for laboratory analyses (Figure 2).

GROUNDWATER MONITORING:

On May 29, 2001, ESTC's staff monitored five monitoring wells (MW-1 to MW-5) for groundwater depth and presence of sheen and/or odor. No sheen or odor were detected in monitoring wells MW-1 through MW-5 during field inspection. The shallow groundwater table depths ranged from 7.90 feet (well MW-2) to 10.08 feet (well MW-5) below ground surface. Table 1 summarizes the depth to groundwater measurements and the field observations made.

GROUNDWATER SAMPLING:

Following the monitoring of the groundwater, in order to assure the samples were representative of surrounding groundwater, approximately four to five well volumes of water was purged from each well using a bailer before the sample was collected. A stainless steel bailer was used for sample collection. Water sampling equipment was decontaminated before and after each well sampling using Tri-sodium Phosphate (TSP) and water wash, followed by double rinsing. Groundwater samples were collected in 40 milliliter glass vials sealed with Teflon-lined screw caps, labeled and placed in a cold ice chest. Groundwater samples were submitted to Entech Analytical Labs, a state-certified laboratory, with proper chain-of-custody for analyses. The sampling was conducted in accordance with ESTC's Standard Operation Procedures (Appendix "C") and ACHCSA-EHS guidelines.

GROUNDWATER FLOW:

Water elevation data were used to determine groundwater flow direction. Table 1 summarizes the groundwater elevations. The groundwater flow direction beneath the site was in a westerly direction as of May 29, 2001 (Figure 2).

ANALYTICAL RESULTS:

Groundwater samples from monitoring wells MW-1 to MW-5 were analyzed for Total Petroleum Hydrocarbons as gasoline (TPHg) per EPA methods 5030/8015 and petroleum hydrocarbons constituents per EPA Method 8260B.

Groundwater samples from monitoring well MW-1 detected levels of TPHg at 30000 micrograms per liter ($\mu\text{g/L}$) and MTBE at 110000 $\mu\text{g/L}$. Water sample from monitoring well MW-2 detected levels of TPHg at 9100 $\mu\text{g/L}$ and MTBE at 24000 $\mu\text{g/L}$. Water sample from monitoring well MW-3 detected levels of TPHg at 29000 $\mu\text{g/L}$ and MTBE at 78000 $\mu\text{g/L}$. Groundwater sample from monitoring well MW-4 detected only levels of TPHg at 160 $\mu\text{g/L}$ and MTBE at 31 $\mu\text{g/L}$. Groundwater sample from well MW-5 detected levels of TPHg at 3700 $\mu\text{g/L}$; Benzene at 83 $\mu\text{g/L}$; Ethylbenzene at 58 $\mu\text{g/L}$ and MTBE at 860 $\mu\text{g/L}$. Toluene and Total Xylenes concentrations were non-detectable in water sample from well MW-5. Water sample from monitoring wells MW-1 to MW-4 detected BTEX concentrations below laboratory detection limit. All five monitoring wells detected some of petroleum hydrocarbons constituents in the groundwater samples.

The groundwater analytical results are summarized in Table 1. Copy of the analytical results and chain-of-custody documentation are attached in Appendix "D".

SUMMARY:

All five wells detected levels of TPHg and MTBE in the water samples. Only one out of five wells detected levels of Benzene and Ethylbenzene in the water sample. The depth to groundwater ranging from 7.90 feet to a maximum of 10.08 feet.

RECOMMENDATION:

ESTC recommends the continuation of quarterly monitoring and sampling of the five on-site wells. A copy of this report should be sent to Alameda County Health Care Services Agency-Environmental Health Services (ACHCSA-EHS) and Regional Water Quality Control Board (RWQCB).

LIMITATIONS:

This report and the associated work have been provided in accordance with the general principles and practices currently employed in the environmental consulting profession. The contents of this report reflect the conditions of the site at this particular time. The findings of this report are based on:

- 1) The observations of field personnel.
- 2) The results of laboratory analyses performed by a state-certified laboratory.

It is possible that variations in the soil and groundwater could exist beyond the points explored in this investigation. Also, changes in groundwater conditions of a property can occur with the passage of time due to variations in rainfall, temperature, regional water usage and other natural processes or the works of man on this property or adjacent property.

The services that ESTC provided have been in accordance with generally accepted environmental professional practices for the nature and conditions of work completed in the same or similar localities at the time the work was performed. The contents of this report reflect the conditions of the subject site at this particular time. No other warranties, expressed or implied as to the professional advice provided are made

A P P E N D I X "A"

ENVIRO SOIL TECH CONSULTANTS

TABLE 1
GROUNDWATER MONITORING DATA (feet)
AND ANALYTICAL RESULTS (µg/L)

Date	Well No./ Elevation	Depth of Well	Depth of Perf.	Depth to Water	GW Elev.	Well Observation	TPHg	B	T	E	X	MTBE
8/08/86	MW-1 (N/A)	15	10	N/A	N/A	N/A	N/A	ND<500	ND<500	NA	82	NA
11/12/92				11.37	N/A	N/A	720	3	0.5	1	1	NA
3/24/94	22.93 (feet MSL)			8.71	14.22	Odor	1300	110	ND<0.5	19	ND<0.5	NA
12/15/95				8.49	14.44	No sheen Weakly petroleum odor	350	18	2.9	3.5	2.8	NA
8/26/98	22.96 Resurveyed			9.30	13.66	N/A	ND <500	17	ND<5	ND<5	ND<5	340000
1/26/99				7.96	15.00	N/A	ND <50000	ND<500	ND<500	ND<500	ND<500	269000
4/06/99				8.01	14.95	N/A	3500	296	ND<10	43	18.6	117000
5/24/00	23.05 Resurveyed			8.24	14.81	No sheen or odor	33000	ND <5000	ND <5000	ND <5000	ND <5000	74000
8/24/00				9.43	13.62	No sheen or odor	11000	ND <2000	ND <2000	ND <2000	ND <2000	32000
11/22/00				9.28	13.77	Light rainbow sheen No odor	24000	ND <2500	ND <2500	ND <2500	ND <2500	35000
2/22/01				7.86	15.19	No sheen or odor	19000	ND <5000	ND <5000	ND <5000	ND <5000	51000
5/29/01				8.96	14.09	No sheen or odor	30000	ND <5000	ND <5000	ND <5000	ND <5000	110000
8/08/86	MW-2 (N/A)	15	10	N/A	N/A	N/A	NA	ND<50	ND<50	NA	ND<50	NA
11/12/92				10.55	N/A	N/A	ND<10	ND<0.3	ND<0.3	ND<0.3	ND<0.5	NA

TABLE 1 CONT'D
GROUNDWATER MONITORING DATA (feet)
AND ANALYTICAL RESULTS (µg/L)

Date	Well No./ Elevation	Depth of Well	Depth of Perf.	Depth to Water	GW Elev.	Well Observation	TPHg	B	T	E	X	MTBE
3/24/94	MW-2 22.09 (feet MSL)	15	10	7.87	14.22	N/A	ND<50	ND<0.5	ND<0.5	ND<0.5	ND<0.5	N/A
12/15/95				4.62	17.47	No sheen or odor	ND<50	ND<0.5	ND<0.5	ND<0.5	ND<0.5	NA
2/28/98	22.07 Resurveyed			8.40	13.67	N/A	ND<50	ND<0.5	ND<0.5	ND<0.5	ND<0.5	210000
1/26/99				7.29	14.78	N/A	ND <2000	ND<20	ND<20	ND<20	ND<20	9450
4/06/99				7.28	14.79	N/A	ND <1000	ND<10	ND<10	ND<10	ND<10	209000
5/24/00	21.94 Resurveyed			7.22	14.72	No sheen or odor	46000	ND <12500	ND <12500	ND <12500	ND <12500	180000
8/24/00				8.39	13.55	No sheen or odor	21000	ND <2500	ND <2500	ND <2500	ND <2500	70000
11/22/00				8.24	13.70	No sheen or odor	29000	ND <2500	ND <2500	ND <2500	ND <2500	43000
2/22/01				6.52	15.42	No sheen or odor	20000	ND <5000	ND <5000	ND <5000	ND <5000	61000
5/29/01				7.90	14.04	No sheen or odor	9100	ND <1000	ND <1000	ND <1000	ND <1000	24000
8/08/86	MW-3 (N/A)	16	10	N/A	N/A	N/A	NA	ND<50	ND<50	NA	ND<50	NA
11/12/92				11.32	N/A	N/A	69	ND<0.3	ND<0.3	ND<0.3	ND<0.5	NA
3/24/94	22.73 (feet MSL)			8.69	14.04	N/A	ND<50	ND<0.5	ND<0.5	ND<0.5	ND<0.5	NA
12/15/95				8.31	14.42	No sheen or odor	ND<50	ND<0.5	ND<0.5	ND<0.5	ND<0.5	NA

TABLE 1 CONT'D
GROUNDWATER MONITORING DATA (feet)
AND ANALYTICAL RESULTS (µg/L)

Date	Well No./ Elevation	Depth of Well	Depth of Perf.	Depth to Water	GW Elev.	Well Observation	TPHg	B	T	E	X	MTBE
8/26/98	MW-3 (22.74) Resurveyed	16	10	9.29	13.45	N/A	ND <500	36	ND<5	ND<5	ND<5	99000
12/16/99				8.00	14.74	N/A	ND <500	ND<50	ND<50	ND<50	ND<50	19800
4/06/99				8.00	14.74	N/A	ND <1000	ND<10	ND<10	ND<10	ND<10	151000
5/24/00	22.56 Resurveyed			8.08	14.47	No sheen or odor	48000	ND <12500	ND <12500	ND <12500	ND <12500	200000
8/24/00				9.24	13.32	No sheen or odor	52000	ND <5000	ND <5000	ND <5000	ND <5000	170000
11/22/00				9.08	13.48	No sheen or odor	69000	ND <10000	ND <10000	ND <10000	ND <10000	160000
2/22/01				7.58	14.98	No sheen or odor	30000	ND <5000	ND <5000	ND <5000	ND <5000	130000
5/29/01				8.76	13.80	No sheen or odor	29000	ND <2500	ND <2500	ND <2500	ND <2500	78000
8/26/98	MW-4 (23.51) feet MSL	19	N/A	9.87	13.64	N/A	170	2	0.74	1.3	1	150
1/26/99				8.54	14.97	N/A	140	ND<0.5	ND<0.5	ND<0.5	ND<0.5	7.6
4/06/99				8.34	15.17	N/A	390	3.94	ND<0.5	1.52	0.808	15.2
5/24/00	23.40 Resurveyed			8.72	14.68	No sheen or odor	210	ND<5	ND<5	ND<5	ND<5	40
8/24/00				9.88	13.52	No sheen or odor	160	ND<5	7.4	ND<5	ND<5	44

TABLE 1 CONT'D
GROUNDWATER MONITORING DATA (feet)
AND ANALYTICAL RESULTS (µg/L)

Date	Well No./ Elevation	Depth of Well	Depth of Perf.	Depth to Water	GW Elev.	Well Observation	TPHg	B	T	E	X	MTBE
11/22/00	MW-4 (23.40)	19	N/A	9.76	13.64	No sheen or odor	140	ND<5	ND<5	ND<5	ND<5	25
2/22/01				8.42	14.98	No sheen or odor	160	ND<5	ND<5	ND<5	ND<5	32
5/29/01				9.42	13.98	No sheen or odor	160	ND<5	ND<5	ND<5	ND<5	31
8/26/98	MW-5 (23.85) feet MSL	19	N/A	10.51	13.34	N/A	6600	240	ND<50	380	84	ND<250
1/26/99				10.26	13.59	N/A	371	11.7	ND<0.5	3.22	ND<0.5	36.4
4/06/99				9.32	14.53	N/A	7680	266	ND<10	280	ND<10	ND<10
5/24/00	23.86 Resurveyed			9.39	14.47	Rainbow sheen No odor	3300	180	ND<25	140	ND<25	200
8/24/00				10.54	13.32	Light rainbow sheen No odor	3200	150	ND<10	91	ND<10	300
11/22/00				10.42	13.44	No sheen Light sewerage odor	520	120	ND<25	46	ND<25	510
2/22/01				8.88	14.98	No sheen or odor	5400	100	ND<50	94	ND<50	700
5/29/01				10.08	13.78	Rainbow sheen No odor	3700	83	ND<50	58	ND<50	860

TPHg - Total Petroleum Hydrocarbons as gasoline

MTBE - Methyl Tertiary Butyl Ether

MSL - Mean Sea Level

N/A - Not Applicable

ND - Not Detected (Below Laboratory Detection Limit)

BTEX - Benzene, Toluene, Ethylbenzene, Total Xylenes

Perf. - Perforation

GW Elev. - Groundwater Elevation

NA - Not Analyzed

TABLE 2
GROUNDWATER ANALYTICAL RESULTS FOR
HYDROCARBONS FUEL OXYGENATES (EPA 8260B)

Date	Well No.	Hydrocarbons Fuel Oxygenates	Concentration (µg/L)
5/24/00	MW-1	Methyl tert-butyl Ether	74000
8/24/00		Methyl tert-butyl Ether	32000
11/22/00		Methyl tert-butyl Ether	35000
2/22/01		Methyl tert-butyl Ether	51000
5/29/01		Methyl tert-butyl Ether	110000
5/24/00	MW-2	Methyl tert-butyl Ether	180000
8/24/00		Methyl tert-butyl Ether	70000
11/22/00		Methyl tert-butyl Ether	43000
2/22/01		Methyl tert-butyl Ether	61000
5/29/01		Methyl tert-butyl Ether	24000
5/24/00	MW-3	Methyl tert-butyl Ether	200000
8/24/00		Methyl tert-butyl Ether	170000
11/22/00		Methyl tert-butyl Ether	160000
2/22/01		Methyl tert-butyl Ether	130000
5/29/01		Methyl tert-butyl Ether	78000
5/24/00	MW-4	Methyl tert-butyl Ether	40
8/24/00		Methyl tert-butyl Ether Toluene	44 7.4
11/22/00		Methyl tert-butyl Ether	25
2/22/01		Methyl tert-butyl Ether	32
5/29/01		Methyl tert-butyl Ether	31
5/24/00	MW-5	Benzene	180
		Ethylbenzene	140
		Isopropylbenzene	55
		Methyl tert-butyl Ether	200
		n-Butylbenzene	42
		n-Propylbenzene	200
		Naphthalene	120

ENVIRO SOIL TECH CONSULTANTS

A P P E N D I X "B"

ENVIRO SOIL TECH CONSULTANTS



San Jose/Oakland [CA]
Map data Copyright © Etak, Inc., 1984-1995. All rights reserved.
Microsoft Automap Streets Copyright © and (p) 1988-1995 Microsoft Corporation

ENVIRO SOIL TECH CONSULTANTS

Figure 1

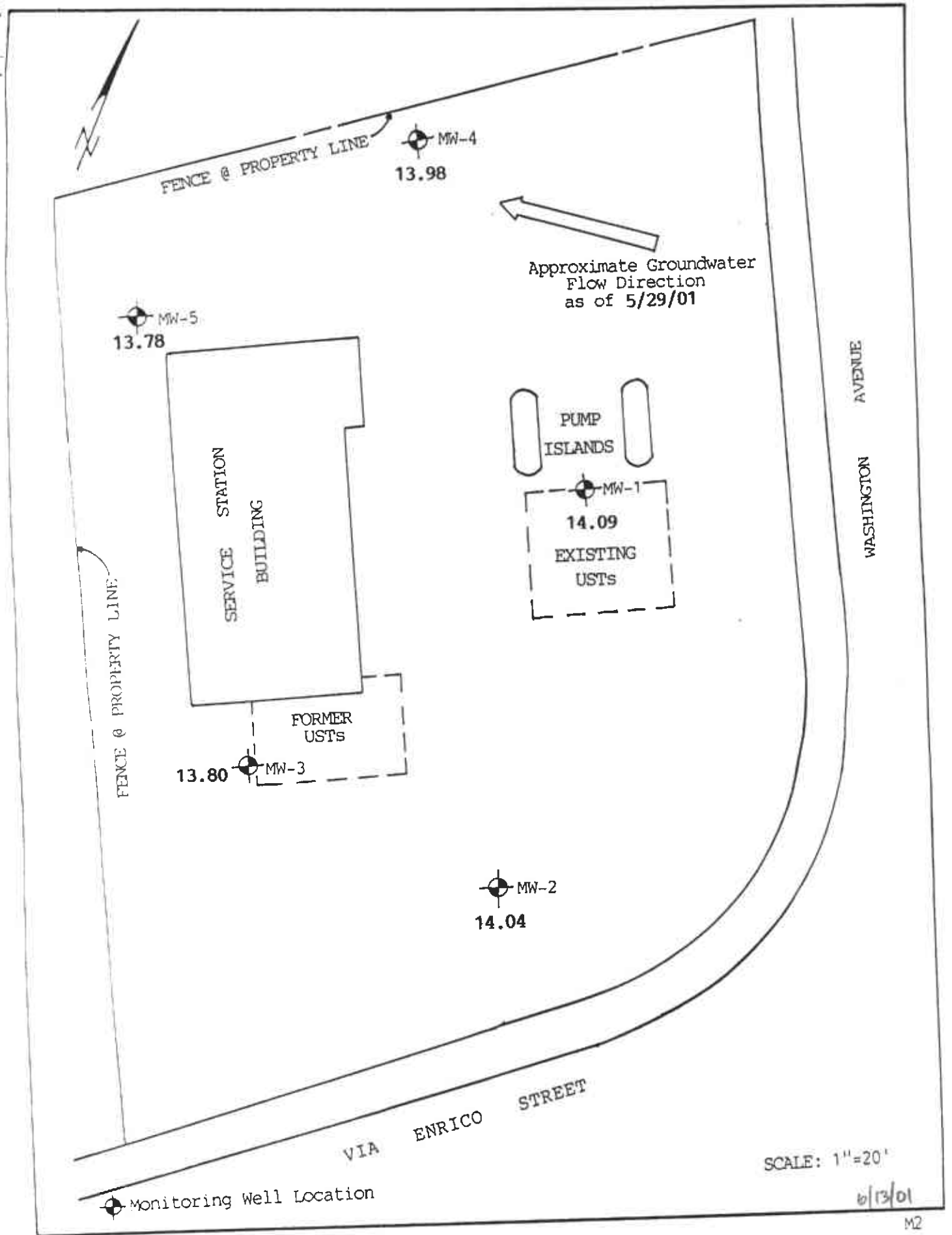


Figure 2

A P P E N D I X "C"

ENVIRO SOIL TECH CONSULTANTS

GROUNDWATER SAMPLING

Prior to collection of groundwater samples, all of the sampling equipment (i.e. bailer, cables, bladder pump, discharge lines and etc.) was cleaned by pumping TSP water solution followed by distilled water.

Prior to purging, the well "Water Sampling Field Survey Forms" were filled out (depth to water and total depth of water column were measured and recorded). The well was then bailed or pumped to remove four to ten well volumes or until the discharged water temperature, conductivity and pH stabilized. "Stabilized" is defined as three consecutive readings within 15% of one another.

The groundwater sample was collected when the water level in the well recovered to 80% of its static level.

Forty milliliter (ml.), glass volatile organic analysis (VOA) vials with Teflon septa were used as sample containers. The groundwater sample was decanted into each VOA vial in such a manner that there was a meniscus at the top. The cap was quickly placed over the top of the vial and securely tightened. The VOA vial was then inverted and tapped to see if air bubbles were present. If none were present, the sample was labeled and refrigerated for delivery under chain-of-custody to the laboratory. The label information would include a sample identification number, job identification number, date, time, type of analysis requested, and the sampler's name.

A P P E N D I X "D"

Entech Analytical Labs, Inc.

3334 Victor Court • Santa Clara, CA 95054 • (408) 588-0200 • Fax (408) 588-0201

June 06, 2001

Frank Hamedi
Enviro Soil Tech Consultants
131 Tully Road
San Jose, CA 95111

Order: 25722
Project Name: 15595 Washington Ave
Project Number: 12-99-702-SI

Date Collected: 5/29/01
Date Received: 5/30/01
P.O. Number: 12-99-702-SI

Project Notes:

On May 30, 2001, samples were received under documented chain of custody. Results for the following analyses are attached:

<u>Matrix</u>	<u>Test</u>	<u>Method</u>
Liquid	TPH as Gasoline	EPA 8015 MOD. (Purgeable)

Chemical analysis of these samples has been completed. Summaries of the data are contained on the following pages. USEPA protocols for sample storage and preservation were followed.

Entech Analytical Labs, Inc. is certified by the State of California (#2346). If you have any questions regarding procedures or results, please call me at 408-588-0200.

Sincerely,



Michelle L. Anderson
Laboratory Director

Entech Analytical Labs, Inc.

3334 Victor Court • Santa Clara, CA 95054 • (408) 588-0200 • Fax (408) 588-0201

Enviro Soil Tech Consultants
131 Tully Road
San Jose, CA 95111
Attn: Frank Hamedi

Date: 6/6/01
Date Received: 5/30/01
Project Name: 15595 Washington Ave
Project Number: 12-99-702-SI
P.O. Number: 12-99-702-SI
Sampled By: Client

Certified Analytical Report

Order ID: 25722	Lab Sample ID: 25722-001	Client Sample ID: MW-1								
Sample Time: 12:52 PM	Sample Date: 5/29/01	Matrix: Liquid								
Parameter	Result	Flag	DF	PQL	DLR	Units	Extraction Date	Analysis Date	QC Batch ID	Method
TPH as Gasoline	30000	x	100	50	5000	µg/L	N/A	5/30/01	WGC42032	EPA 8015 MOD. (Purgeable)
Surrogate aaa-Trifluorotoluene							Surrogate Recovery 104		Control Limits (%) 65 - 135	

Order ID: 25722	Lab Sample ID: 25722-002	Client Sample ID: MW-2								
Sample Time: 1:59 PM	Sample Date: 5/29/01	Matrix: Liquid								
Parameter	Result	Flag	DF	PQL	DLR	Units	Extraction Date	Analysis Date	QC Batch ID	Method
TPH as Gasoline	9100	x	100	50	5000	µg/L	N/A	5/30/01	WGC42032	EPA 8015 MOD. (Purgeable)
Surrogate aaa-Trifluorotoluene							Surrogate Recovery 105		Control Limits (%) 65 - 135	

Order ID: 25722	Lab Sample ID: 25722-003	Client Sample ID: MW-3								
Sample Time: 3:02 PM	Sample Date: 5/29/01	Matrix: Liquid								
Parameter	Result	Flag	DF	PQL	DLR	Units	Extraction Date	Analysis Date	QC Batch ID	Method
TPH as Gasoline	29000	x	200	50	10000	µg/L	N/A	5/31/01	WGC42032	EPA 8015 MOD. (Purgeable)
Surrogate aaa-Trifluorotoluene							Surrogate Recovery 106		Control Limits (%) 65 - 135	


DF = Dilution Factor

ND = Not Detected

DLR = Detection Limit Reported

PQL = Practical Quantitation Limit

Analysis performed by Entech Analytical Labs, Inc. (CA ELAP #2346)


Michelle L. Anderson, Laboratory Director

Environmental Analysis Since 1983

Entech Analytical Labs, Inc.

3334 Victor Court • Santa Clara, CA 95054 • (408) 588-0200 • Fax (408) 588-0201

Enviro Soil Tech Consultants
131 Tully Road
San Jose, CA 95111
Attn: Frank Hamedi

Date: 6/6/01
Date Received: 5/30/01
Project Name: 15595 Washington Ave
Project Number: 12-99-702-SI
P.O. Number: 12-99-702-SI
Sampled By: Client

Certified Analytical Report

Order ID: 25722	Lab Sample ID: 25722-004	Client Sample ID: MW-4								
Sample Time: 11:45 AM	Sample Date: 5/29/01	Matrix: Liquid								
Parameter	Result	Flag	DF	PQL	DLR	Units	Extraction Date	Analysis Date	QC Batch ID	Method
TPH as Gasoline	160	x	1	50	50	µg/L	N/A	5/31/01	WGC42032	EPA 8015 MOD. (Purgeable)
Surrogate aaa-Trifluorotoluene							Surrogate Recovery 94		Control Limits (%) 65 - 135	

Order ID: 25722	Lab Sample ID: 25722-005	Client Sample ID: MW-5								
Sample Time: 10:30 AM	Sample Date: 5/29/01	Matrix: Liquid								
Parameter	Result	Flag	DF	PQL	DLR	Units	Extraction Date	Analysis Date	QC Batch ID	Method
TPH as Gasoline	3700	x	25	50	1250	µg/L	N/A	5/31/01	WGC42032	EPA 8015 MOD. (Purgeable)
Surrogate aaa-Trifluorotoluene							Surrogate Recovery 96		Control Limits (%) 65 - 135	


DF = Dilution Factor

ND = Not Detected

DLR = Detection Limit Reported

PQL = Practical Quantitation Limit

Analysis performed by Entech Analytical Labs, Inc. (CA ELAP #2346)


Michelle L. Anderson, Laboratory Director

Environmental Analysis Since 1983

Entech Analytical Labs, Inc.

3334 Victor Court • Santa Clara, CA 95054 • (408) 588-0200 • Fax (408) 588-0201

June 07, 2001

Frank Hamedi
Enviro Soil Tech Consultants
131 Tully Road
San Jose, CA 95111

Order: 25722

Date Collected: 5/29/01

Project Name: 15595 Washington Ave

Date Received: 5/30/01

Project Number: 12-99-702-SI

P.O. Number: 12-99-702-SI

Project Notes:

On May 30, 2001, samples were received under documented chain of custody. Results for the following analyses are attached:

<u>Matrix</u>	<u>Test</u>	<u>Method</u>
Liquid	EPA 8260B	EPA 8260B

Chemical analysis of these samples has been completed. Summaries of the data are contained on the following pages. USEPA protocols for sample storage and preservation were followed.

Entech Analytical Labs, Inc. is certified by the State of California (#2346). If you have any questions regarding procedures or results, please call me at 408-588-0200.

Sincerely,



Michelle L. Anderson
Laboratory Director

Entech Analytical Labs, Inc.

3334 Victor Court • Santa Clara, CA 95054 • (408) 588-0200 • Fax (408) 588-0201

Enviro Soil Tech Consultants
131 Tully Road
San Jose, CA 95111
Attn: Frank Hamedi

Date: 6/7/01
Date Received: 5/30/01
Project Name: 15595 Washington Ave
Project Number: 12-99-702-SI
P.O. Number: 12-99-702-SI
Sampled By: Client

Certified Analytical Report

Order ID: 25722

Lab Sample ID: 25722-001

Client Sample ID: MW-1

Sample Time: 12:52 PM

Sample Date: 5/29/01

Matrix: Liquid

Parameter	Result	Flag	DF	PQL	DLR	Units	Analysis Date	QC Batch ID	Method
1,1,1,2-Tetrachloroethane	ND		1000	5	5000	µg/L	6/5/01	WMS11035B	EPA 8260B
1,1,1-Trichloroethane	ND		1000	5	5000	µg/L	6/5/01	WMS11035B	EPA 8260B
1,1,2,2-Tetrachloroethane	ND		1000	5	5000	µg/L	6/5/01	WMS11035B	EPA 8260B
1,1,2-Trichloroethane	ND		1000	5	5000	µg/L	6/5/01	WMS11035B	EPA 8260B
1,1-Dichloroethane	ND		1000	5	5000	µg/L	6/5/01	WMS11035B	EPA 8260B
1,1-Dichloroethene	ND		1000	5	5000	µg/L	6/5/01	WMS11035B	EPA 8260B
1,1-Dichloropropene	ND		1000	5	5000	µg/L	6/5/01	WMS11035B	EPA 8260B
1,2,3-Trichlorobenzene	ND		1000	5	5000	µg/L	6/5/01	WMS11035B	EPA 8260B
1,2,3-Trichloropropane	ND		1000	5	5000	µg/L	6/5/01	WMS11035B	EPA 8260B
1,2,4-Trichlorobenzene	ND		1000	5	5000	µg/L	6/5/01	WMS11035B	EPA 8260B
1,2,4-Trimethylbenzene	ND		1000	5	5000	µg/L	6/5/01	WMS11035B	EPA 8260B
1,2-Dibromo-3-Chloropropane	ND		1000	5	5000	µg/L	6/5/01	WMS11035B	EPA 8260B
1,2-Dibromoethane (EDB)	ND		1000	5	5000	µg/L	6/5/01	WMS11035B	EPA 8260B
1,2-Dichlorobenzene	ND		1000	5	5000	µg/L	6/5/01	WMS11035B	EPA 8260B
1,2-Dichloroethane	ND		1000	5	5000	µg/L	6/5/01	WMS11035B	EPA 8260B
1,2-Dichloropropane	ND		1000	5	5000	µg/L	6/5/01	WMS11035B	EPA 8260B
1,3,5-Trimethylbenzene	ND		1000	5	5000	µg/L	6/5/01	WMS11035B	EPA 8260B
1,3-Dichlorobenzene	ND		1000	5	5000	µg/L	6/5/01	WMS11035B	EPA 8260B
1,3-Dichloropropane	ND		1000	5	5000	µg/L	6/5/01	WMS11035B	EPA 8260B
1,4-Dichlorobenzene	ND		1000	5	5000	µg/L	6/5/01	WMS11035B	EPA 8260B
2,2-Dichloropropane	ND		1000	5	5000	µg/L	6/5/01	WMS11035B	EPA 8260B
2-Butanone (MEK)	ND		1000	20	20000	µg/L	6/5/01	WMS11035B	EPA 8260B
2-Chloroethyl-vinyl Ether	ND		1000	5	5000	µg/L	6/5/01	WMS11035B	EPA 8260B
2-Chlorotoluene	ND		1000	5	5000	µg/L	6/5/01	WMS11035B	EPA 8260B
2-Hexanone	ND		1000	20	20000	µg/L	6/5/01	WMS11035B	EPA 8260B
4-Chlorotoluene	ND		1000	5	5000	µg/L	6/5/01	WMS11035B	EPA 8260B
4-Methyl-2-Pentanone(MIBK)	ND		1000	20	20000	µg/L	6/5/01	WMS11035B	EPA 8260B
Acetone	ND		1000	100	100000	µg/L	6/5/01	WMS11035B	EPA 8260B
Benzene	ND		1000	5	5000	µg/L	6/5/01	WMS11035B	EPA 8260B
Bromobenzene	ND		1000	5	5000	µg/L	6/5/01	WMS11035B	EPA 8260B
Bromochloromethane	ND		1000	5	5000	µg/L	6/5/01	WMS11035B	EPA 8260B
Bromodichloromethane	ND		1000	5	5000	µg/L	6/5/01	WMS11035B	EPA 8260B
Bromoform	ND		1000	5	5000	µg/L	6/5/01	WMS11035B	EPA 8260B

DF = Dilution Factor

ND = Not Detected

DLR = Detection Limit Reported

PQL = Practical Quantitation Limit

Analysis performed by Entech Analytical Labs, Inc. (CA ELAP #2346)

Michelle L. Anderson, Laboratory Director

Environmental Analysis Since 1983

Entech Analytical Labs, Inc.

3334 Victor Court • Santa Clara, CA 95054 • (408) 588-0200 • Fax (408) 588-0201

Enviro Soil Tech Consultants
131 Tully Road
San Jose, CA 95111
Attn: Frank Hamedi

Date: 6/7/01
Date Received: 5/30/01
Project Name: 15595 Washington Ave
Project Number: 12-99-702-SI
P.O. Number: 12-99-702-SI
Sampled By: Client

Certified Analytical Report

Order ID: 25722

Lab Sample ID: 25722-001

Client Sample ID: MW-1

Sample Time: 12:52 PM

Sample Date: 5/29/01

Matrix: Liquid

Parameter	Result	Flag	DF	PQL	DLR	Units	Analysis Date	QC Batch ID	Method
Bromomethane	ND		1000	5	5000	µg/L	6/5/01	WMS11035B	EPA 8260B
Carbon Disulfide	ND		1000	15	15000	µg/L	6/5/01	WMS11035B	EPA 8260B
Carbon Tetrachloride	ND		1000	5	5000	µg/L	6/5/01	WMS11035B	EPA 8260B
Chlorobenzene	ND		1000	5	5000	µg/L	6/5/01	WMS11035B	EPA 8260B
Chloroethane	ND		1000	5	5000	µg/L	6/5/01	WMS11035B	EPA 8260B
Chloroform	ND		1000	5	5000	µg/L	6/5/01	WMS11035B	EPA 8260B
Chloromethane	ND		1000	5	5000	µg/L	6/5/01	WMS11035B	EPA 8260B
cis-1,2-Dichloroethene	ND		1000	5	5000	µg/L	6/5/01	WMS11035B	EPA 8260B
cis-1,3-Dichloropropene	ND		1000	5	5000	µg/L	6/5/01	WMS11035B	EPA 8260B
Dibromochloromethane	ND		1000	5	5000	µg/L	6/5/01	WMS11035B	EPA 8260B
Dibromomethane	ND		1000	5	5000	µg/L	6/5/01	WMS11035B	EPA 8260B
Dichlorodifluoromethane	ND		1000	5	5000	µg/L	6/5/01	WMS11035B	EPA 8260B
Diisopropyl Ether	ND		1000	5	5000	µg/L	6/5/01	WMS11035B	EPA 8260B
Ethyl Benzene	ND		1000	5	5000	µg/L	6/5/01	WMS11035B	EPA 8260B
Hexachlorobutadiene	ND		1000	5	5000	µg/L	6/5/01	WMS11035B	EPA 8260B
Isopropylbenzene	ND		1000	5	5000	µg/L	6/5/01	WMS11035B	EPA 8260B
Methyl-t-butyl Ether	110000		1000	5	5000	µg/L	6/5/01	WMS11035B	EPA 8260B
Methylene Chloride	ND		1000	5	5000	µg/L	6/5/01	WMS11035B	EPA 8260B
n-Butylbenzene	ND		1000	5	5000	µg/L	6/5/01	WMS11035B	EPA 8260B
n-Propylbenzene	ND		1000	5	5000	µg/L	6/5/01	WMS11035B	EPA 8260B
Naphthalene	ND		1000	5	5000	µg/L	6/5/01	WMS11035B	EPA 8260B
p-Isopropyltoluene	ND		1000	5	5000	µg/L	6/5/01	WMS11035B	EPA 8260B
sec-Butylbenzene	ND		1000	5	5000	µg/L	6/5/01	WMS11035B	EPA 8260B
Styrene	ND		1000	5	5000	µg/L	6/5/01	WMS11035B	EPA 8260B
tert-Amyl Methyl Ether	ND		1000	5	5000	µg/L	6/5/01	WMS11035B	EPA 8260B
tert-Butanol	ND		1000	20	20000	µg/L	6/5/01	WMS11035B	EPA 8260B
tert-Butyl Ethyl Ether	ND		1000	5	5000	µg/L	6/5/01	WMS11035B	EPA 8260B
tert-Butylbenzene	ND		1000	5	5000	µg/L	6/5/01	WMS11035B	EPA 8260B
Tetrachloroethene	ND		1000	5	5000	µg/L	6/5/01	WMS11035B	EPA 8260B
Toluene	ND		1000	5	5000	µg/L	6/5/01	WMS11035B	EPA 8260B
trans-1,2-Dichloroethene	ND		1000	5	5000	µg/L	6/5/01	WMS11035B	EPA 8260B
trans-1,3-Dichloropropene	ND		1000	5	5000	µg/L	6/5/01	WMS11035B	EPA 8260B
Trichloroethene	ND		1000	5	5000	µg/L	6/5/01	WMS11035B	EPA 8260B

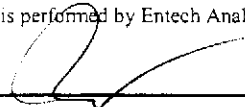
DF = Dilution Factor

ND = Not Detected

DLR = Detection Limit Reported

PQL = Practical Quantitation Limit

Analysis performed by Entech Analytical Labs, Inc. (CA ELAP #2346)


Michelle L. Anderson, Laboratory Director

Environmental Analysis Since 1983

Entech Analytical Labs, Inc.

3334 Victor Court • Santa Clara, CA 95054 • (408) 588-0200 • Fax (408) 588-0201

Enviro Soil Tech Consultants
131 Tully Road
San Jose, CA 95111
Attn: Frank Hamedi

Date: 6/7/01
Date Received: 5/30/01
Project Name: 15595 Washington Ave
Project Number: 12-99-702-SI
P.O. Number: 12-99-702-SI
Sampled By: Client

Certified Analytical Report

Order ID: 25722

Lab Sample ID: 25722-001

Client Sample ID: MW-1

Sample Time: 12:52 PM

Sample Date: 5/29/01

Matrix: Liquid

Parameter	Result	Flag	DF	PQL	DLR	Units	Analysis Date	QC Batch ID	Method
Trichlorofluoromethane	ND		1000	5	5000	µg/L	6/5/01	WMS11035B	EPA 8260B
Vinyl Chloride	ND		1000	5	5000	µg/L	6/5/01	WMS11035B	EPA 8260B
Xylenes, Total	ND		1000	5	5000	µg/L	6/5/01	WMS11035B	EPA 8260B
Surrogate			Surrogate Recovery			Control Limits (%)			
4-Bromofluorobenzene			75			65 - 135			
Dibromofluoromethane			83			57 - 139			
Toluene-d8			90			65 - 135			


DF = Dilution Factor

ND = Not Detected

DLR = Detection Limit Reported

PQL = Practical Quantitation Limit

Analysis performed by Entech Analytical Labs, Inc. (CA ELAP #2346)


Michele L. Anderson, Laboratory Director

Environmental Analysis Since 1983

Entech Analytical Labs, Inc.

3334 Victor Court • Santa Clara, CA 95054 • (408) 588-0200 • Fax (408) 588-0201

Enviro Soil Tech Consultants
131 Tully Road
San Jose, CA 95111
Attn: Frank Hamedi

Date: 6/7/01
Date Received: 5/30/01
Project Name: 15595 Washington Ave
Project Number: 12-99-702-SI
P.O. Number: 12-99-702-SI
Sampled By: Client

Certified Analytical Report

Order ID: 25722

Lab Sample ID: 25722-002

Client Sample ID: MW-2

Sample Time: 1:59 PM

Sample Date: 5/29/01

Matrix: Liquid

Parameter	Result	Flag	DF	PQL	DLR	Units	Analysis Date	QC Batch ID	Method
1,1,1,2-Tetrachloroethane	ND		200	5	1000	µg/L	6/5/01	WMS11035B	EPA 8260B
1,1,1-Trichloroethane	ND		200	5	1000	µg/L	6/5/01	WMS11035B	EPA 8260B
1,1,2,2-Tetrachloroethane	ND		200	5	1000	µg/L	6/5/01	WMS11035B	EPA 8260B
1,1,2-Trichloroethane	ND		200	5	1000	µg/L	6/5/01	WMS11035B	EPA 8260B
1,1-Dichloroethane	ND		200	5	1000	µg/L	6/5/01	WMS11035B	EPA 8260B
1,1-Dichloroethene	ND		200	5	1000	µg/L	6/5/01	WMS11035B	EPA 8260B
1,1-Dichloropropene	ND		200	5	1000	µg/L	6/5/01	WMS11035B	EPA 8260B
1,2,3-Trichlorobenzene	ND		200	5	1000	µg/L	6/5/01	WMS11035B	EPA 8260B
1,2,3-Trichloropropane	ND		200	5	1000	µg/L	6/5/01	WMS11035B	EPA 8260B
1,2,4-Trichlorobenzene	ND		200	5	1000	µg/L	6/5/01	WMS11035B	EPA 8260B
1,2,4-Trimethylbenzene	ND		200	5	1000	µg/L	6/5/01	WMS11035B	EPA 8260B
1,2-Dibromo-3-Chloropropane	ND		200	5	1000	µg/L	6/5/01	WMS11035B	EPA 8260B
1,2-Dibromoethane (EDB)	ND		200	5	1000	µg/L	6/5/01	WMS11035B	EPA 8260B
1,2-Dichlorobenzene	ND		200	5	1000	µg/L	6/5/01	WMS11035B	EPA 8260B
1,2-Dichloroethane	ND		200	5	1000	µg/L	6/5/01	WMS11035B	EPA 8260B
1,2-Dichloropropane	ND		200	5	1000	µg/L	6/5/01	WMS11035B	EPA 8260B
1,3,5-Trimethylbenzene	ND		200	5	1000	µg/L	6/5/01	WMS11035B	EPA 8260B
1,3-Dichlorobenzene	ND		200	5	1000	µg/L	6/5/01	WMS11035B	EPA 8260B
1,3-Dichloropropane	ND		200	5	1000	µg/L	6/5/01	WMS11035B	EPA 8260B
1,4-Dichlorobenzene	ND		200	5	1000	µg/L	6/5/01	WMS11035B	EPA 8260B
2,2-Dichloropropane	ND		200	5	1000	µg/L	6/5/01	WMS11035B	EPA 8260B
2-Butanone (MEK)	ND		200	20	4000	µg/L	6/5/01	WMS11035B	EPA 8260B
2-Chloroethyl-vinyl Ether	ND		200	5	1000	µg/L	6/5/01	WMS11035B	EPA 8260B
2-Chlorotoluene	ND		200	5	1000	µg/L	6/5/01	WMS11035B	EPA 8260B
2-Hexanone	ND		200	20	4000	µg/L	6/5/01	WMS11035B	EPA 8260B
4-Chlorotoluene	ND		200	5	1000	µg/L	6/5/01	WMS11035B	EPA 8260B
4-Methyl-2-Pentanone(MIBK)	ND		200	20	4000	µg/L	6/5/01	WMS11035B	EPA 8260B
Acetone	ND		200	100	20000	µg/L	6/5/01	WMS11035B	EPA 8260B
Benzene	ND		200	5	1000	µg/L	6/5/01	WMS11035B	EPA 8260B
Bromobenzene	ND		200	5	1000	µg/L	6/5/01	WMS11035B	EPA 8260B
Bromochloromethane	ND		200	5	1000	µg/L	6/5/01	WMS11035B	EPA 8260B
Bromodichloromethane	ND		200	5	1000	µg/L	6/5/01	WMS11035B	EPA 8260B
Bromoform	ND		200	5	1000	µg/L	6/5/01	WMS11035B	EPA 8260B


DF = Dilution Factor

ND = Not Detected

DLR = Detection Limit Reported

PQL = Practical Quantitation Limit

Analysis performed by Entech Analytical Labs, Inc. (CA ELAP #2346)


Michelle L. Anderson, Laboratory Director

Environmental Analysis Since 1983

Entech Analytical Labs, Inc.

3334 Victor Court • Santa Clara, CA 95054 • (408) 588-0200 • Fax (408) 588-0201

Enviro Soil Tech Consultants
131 Tully Road
San Jose, CA 95111
Attn: Frank Hamedi

Date: 6/7/01
Date Received: 5/30/01
Project Name: 15595 Washington Ave
Project Number: 12-99-702-SI
P.O. Number: 12-99-702-SI
Sampled By: Client

Certified Analytical Report

Order ID: 25722

Lab Sample ID: 25722-002

Client Sample ID: MW-2

Sample Time: 1:59 PM

Sample Date: 5/29/01

Matrix: Liquid

Parameter	Result	Flag	DF	PQL	DLR	Units	Analysis Date	QC Batch ID	Method
Bromomethane	ND		200	5	1000	µg/L	6/5/01	WMS11035B	EPA 8260B
Carbon Disulfide	ND		200	15	3000	µg/L	6/5/01	WMS11035B	EPA 8260B
Carbon Tetrachloride	ND		200	5	1000	µg/L	6/5/01	WMS11035B	EPA 8260B
Chlorobenzene	ND		200	5	1000	µg/L	6/5/01	WMS11035B	EPA 8260B
Chloroethane	ND		200	5	1000	µg/L	6/5/01	WMS11035B	EPA 8260B
Chloroform	ND		200	5	1000	µg/L	6/5/01	WMS11035B	EPA 8260B
Chloromethane	ND		200	5	1000	µg/L	6/5/01	WMS11035B	EPA 8260B
cis-1,2-Dichloroethene	ND		200	5	1000	µg/L	6/5/01	WMS11035B	EPA 8260B
cis-1,3-Dichloropropene	ND		200	5	1000	µg/L	6/5/01	WMS11035B	EPA 8260B
Dibromochloromethane	ND		200	5	1000	µg/L	6/5/01	WMS11035B	EPA 8260B
Dibromomethane	ND		200	5	1000	µg/L	6/5/01	WMS11035B	EPA 8260B
Dichlorodifluoromethane	ND		200	5	1000	µg/L	6/5/01	WMS11035B	EPA 8260B
Diisopropyl Ether	ND		200	5	1000	µg/L	6/5/01	WMS11035B	EPA 8260B
Ethyl Benzene	ND		200	5	1000	µg/L	6/5/01	WMS11035B	EPA 8260B
Hexachlorobutadiene	ND		200	5	1000	µg/L	6/5/01	WMS11035B	EPA 8260B
Isopropylbenzene	ND		200	5	1000	µg/L	6/5/01	WMS11035B	EPA 8260B
Methyl-t-butyl Ether	24000		200	5	1000	µg/L	6/5/01	WMS11035B	EPA 8260B
Methylene Chloride	ND		200	5	1000	µg/L	6/5/01	WMS11035B	EPA 8260B
n-Butylbenzene	ND		200	5	1000	µg/L	6/5/01	WMS11035B	EPA 8260B
n-Propylbenzene	ND		200	5	1000	µg/L	6/5/01	WMS11035B	EPA 8260B
Naphthalene	ND		200	5	1000	µg/L	6/5/01	WMS11035B	EPA 8260B
p-Isopropyltoluene	ND		200	5	1000	µg/L	6/5/01	WMS11035B	EPA 8260B
sec-Butylbenzene	ND		200	5	1000	µg/L	6/5/01	WMS11035B	EPA 8260B
Styrene	ND		200	5	1000	µg/L	6/5/01	WMS11035B	EPA 8260B
tert-Amyl Methyl Ether	ND		200	5	1000	µg/L	6/5/01	WMS11035B	EPA 8260B
tert-Butanol	ND		200	20	4000	µg/L	6/5/01	WMS11035B	EPA 8260B
tert-Butyl Ethyl Ether	ND		200	5	1000	µg/L	6/5/01	WMS11035B	EPA 8260B
tert-Butylbenzene	ND		200	5	1000	µg/L	6/5/01	WMS11035B	EPA 8260B
Tetrachloroethene	ND		200	5	1000	µg/L	6/5/01	WMS11035B	EPA 8260B
Toluene	ND		200	5	1000	µg/L	6/5/01	WMS11035B	EPA 8260B
trans-1,2-Dichloroethene	ND		200	5	1000	µg/L	6/5/01	WMS11035B	EPA 8260B
trans-1,3-Dichloropropene	ND		200	5	1000	µg/L	6/5/01	WMS11035B	EPA 8260B
Trichloroethene	ND		200	5	1000	µg/L	6/5/01	WMS11035B	EPA 8260B

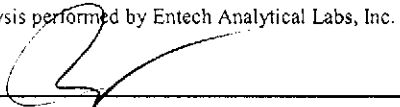
DF = Dilution Factor

ND = Not Detected

DLR = Detection Limit Reported

PQL = Practical Quantitation Limit

Analysis performed by Entech Analytical Labs, Inc. (CA ELAP #2346)


Michelle L. Anderson, Laboratory Director

Environmental Analysis Since 1983

Entech Analytical Labs, Inc.

3334 Victor Court • Santa Clara, CA 95054 • (408) 588-0200 • Fax (408) 588-0201

Enviro Soil Tech Consultants
131 Tully Road
San Jose, CA 95111
Attn: Frank Hamedi

Date: 6/7/01
Date Received: 5/30/01
Project Name: 15595 Washington Ave
Project Number: 12-99-702-SI
P.O. Number: 12-99-702-SI
Sampled By: Client

Certified Analytical Report

Order ID: 25722

Lab Sample ID: 25722-002

Client Sample ID: MW-2

Sample Time: 1:59 PM

Sample Date: 5/29/01

Matrix: Liquid

Parameter	Result	Flag	DF	PQL	DLR	Units	Analysis Date	QC Batch ID	Method
Trichlorofluoromethane	ND		200	5	1000	µg/L	6/5/01	WMS11035B	EPA 8260B
Vinyl Chloride	ND		200	5	1000	µg/L	6/5/01	WMS11035B	EPA 8260B
Xylenes, Total	ND		200	5	1000	µg/L	6/5/01	WMS11035B	EPA 8260B

Surrogate

Surrogate Recovery

Control Limits (%)

4-Bromofluorobenzene	75	65 - 135
Dibromofluoromethane	83	57 - 139
Toluene-d8	89	65 - 135

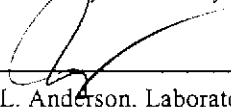
DF = Dilution Factor

ND = Not Detected

DLR = Detection Limit Reported

PQL = Practical Quantitation Limit

Analysis performed by Entech Analytical Labs, Inc. (CA ELAP #2346)


Michelle L. Anderson, Laboratory Director

Environmental Analysis Since 1983

Entech Analytical Labs, Inc.

3334 Victor Court • Santa Clara, CA 95054 • (408) 588-0200 • Fax (408) 588-0201

Enviro Soil Tech Consultants
131 Tully Road
San Jose, CA 95111
Attn: Frank Hamedi

Date: 6/7/01
Date Received: 5/30/01
Project Name: 15595 Washington Ave
Project Number: 12-99-702-SI
P.O. Number: 12-99-702-SI
Sampled By: Client

Certified Analytical Report

Order ID: 25722

Lab Sample ID: 25722-003

Client Sample ID: MW-3

Sample Time: 3:02 PM

Sample Date: 5/29/01

Matrix: Liquid

Parameter	Result	Flag	DF	PQL	DLR	Units	Analysis Date	QC Batch ID	Method
1,1,1,2-Tetrachloroethane	ND		500	5	2500	µg/L	6/5/01	WMS11035	EPA 8260B
1,1,1-Trichloroethane	ND		500	5	2500	µg/L	6/5/01	WMS11035	EPA 8260B
1,1,2,2-Tetrachloroethane	ND		500	5	2500	µg/L	6/5/01	WMS11035	EPA 8260B
1,1,2-Trichloroethane	ND		500	5	2500	µg/L	6/5/01	WMS11035	EPA 8260B
1,1-Dichloroethane	ND		500	5	2500	µg/L	6/5/01	WMS11035	EPA 8260B
1,1-Dichloroethene	ND		500	5	2500	µg/L	6/5/01	WMS11035	EPA 8260B
1,1-Dichloropropene	ND		500	5	2500	µg/L	6/5/01	WMS11035	EPA 8260B
1,2,3-Trichlorobenzene	ND		500	5	2500	µg/L	6/5/01	WMS11035	EPA 8260B
1,2,3-Trichloropropane	ND		500	5	2500	µg/L	6/5/01	WMS11035	EPA 8260B
1,2,4-Trichlorobenzene	ND		500	5	2500	µg/L	6/5/01	WMS11035	EPA 8260B
1,2,4-Trimethylbenzene	ND		500	5	2500	µg/L	6/5/01	WMS11035	EPA 8260B
1,2-Dibromo-3-Chloropropane	ND		500	5	2500	µg/L	6/5/01	WMS11035	EPA 8260B
1,2-Dibromoethane (EDB)	ND		500	5	2500	µg/L	6/5/01	WMS11035	EPA 8260B
1,2-Dichlorobenzene	ND		500	5	2500	µg/L	6/5/01	WMS11035	EPA 8260B
1,2-Dichloroethane	ND		500	5	2500	µg/L	6/5/01	WMS11035	EPA 8260B
1,2-Dichloropropane	ND		500	5	2500	µg/L	6/5/01	WMS11035	EPA 8260B
1,3,5-Trimethylbenzene	ND		500	5	2500	µg/L	6/5/01	WMS11035	EPA 8260B
1,3-Dichlorobenzene	ND		500	5	2500	µg/L	6/5/01	WMS11035	EPA 8260B
1,3-Dichloropropane	ND		500	5	2500	µg/L	6/5/01	WMS11035	EPA 8260B
1,4-Dichlorobenzene	ND		500	5	2500	µg/L	6/5/01	WMS11035	EPA 8260B
2,2-Dichloropropane	ND		500	5	2500	µg/L	6/5/01	WMS11035	EPA 8260B
2-Butanone (MEK)	ND		500	20	10000	µg/L	6/5/01	WMS11035	EPA 8260B
2-Chloroethyl-vinyl Ether	ND		500	5	2500	µg/L	6/5/01	WMS11035	EPA 8260B
2-Chlorotoluene	ND		500	5	2500	µg/L	6/5/01	WMS11035	EPA 8260B
2-Hexanone	ND		500	20	10000	µg/L	6/5/01	WMS11035	EPA 8260B
4-Chlorotoluene	ND		500	5	2500	µg/L	6/5/01	WMS11035	EPA 8260B
4-Methyl-2-Pentanone(MIBK)	ND		500	20	10000	µg/L	6/5/01	WMS11035	EPA 8260B
Acetone	ND		500	100	50000	µg/L	6/5/01	WMS11035	EPA 8260B
Benzene	ND		500	5	2500	µg/L	6/5/01	WMS11035	EPA 8260B
Bromobenzene	ND		500	5	2500	µg/L	6/5/01	WMS11035	EPA 8260B
Bromochloromethane	ND		500	5	2500	µg/L	6/5/01	WMS11035	EPA 8260B
Bromodichloromethane	ND		500	5	2500	µg/L	6/5/01	WMS11035	EPA 8260B
Bromoform	ND		500	5	2500	µg/L	6/5/01	WMS11035	EPA 8260B


DF = Dilution Factor

ND = Not Detected

DLR = Detection Limit Reported

PQL = Practical Quantitation Limit

Analysis performed by Entech Analytical Labs, Inc. (CA ELAP #2346)


Michelle L. Anderson, Laboratory Director

Environmental Analysis Since 1983

Entech Analytical Labs, Inc.

3334 Victor Court • Santa Clara, CA 95054 • (408) 588-0200 • Fax (408) 588-0201

Enviro Soil Tech Consultants
131 Tully Road
San Jose, CA 95111
Attn: Frank Hamedi

Date: 6/7/01
Date Received: 5/30/01
Project Name: 15595 Washington Ave
Project Number: 12-99-702-SI
P.O. Number: 12-99-702-SI
Sampled By: Client

Certified Analytical Report

Order ID: 25722

Lab Sample ID: 25722-003

Client Sample ID: MW-3

Sample Time: 3:02 PM

Sample Date: 5/29/01

Matrix: Liquid

Parameter	Result	Flag	DF	PQL	DLR	Units	Analysis Date	QC Batch ID	Method
Bromomethane	ND		500	5	2500	µg/L	6/5/01	WMS11035	EPA 8260B
Carbon Disulfide	ND		500	15	7500	µg/L	6/5/01	WMS11035	EPA 8260B
Carbon Tetrachloride	ND		500	5	2500	µg/L	6/5/01	WMS11035	EPA 8260B
Chlorobenzene	ND		500	5	2500	µg/L	6/5/01	WMS11035	EPA 8260B
Chloroethane	ND		500	5	2500	µg/L	6/5/01	WMS11035	EPA 8260B
Chloroform	ND		500	5	2500	µg/L	6/5/01	WMS11035	EPA 8260B
Chloromethane	ND		500	5	2500	µg/L	6/5/01	WMS11035	EPA 8260B
cis-1,2-Dichloroethene	ND		500	5	2500	µg/L	6/5/01	WMS11035	EPA 8260B
cis-1,3-Dichloropropene	ND		500	5	2500	µg/L	6/5/01	WMS11035	EPA 8260B
Dibromochloromethane	ND		500	5	2500	µg/L	6/5/01	WMS11035	EPA 8260B
Dibromomethane	ND		500	5	2500	µg/L	6/5/01	WMS11035	EPA 8260B
Dichlorodifluoromethane	ND		500	5	2500	µg/L	6/5/01	WMS11035	EPA 8260B
Diisopropyl Ether	ND		500	5	2500	µg/L	6/5/01	WMS11035	EPA 8260B
Ethyl Benzene	ND		500	5	2500	µg/L	6/5/01	WMS11035	EPA 8260B
Hexachlorobutadiene	ND		500	5	2500	µg/L	6/5/01	WMS11035	EPA 8260B
Isopropylbenzene	ND		500	5	2500	µg/L	6/5/01	WMS11035	EPA 8260B
Methyl-t-butyl Ether	78000		500	5	2500	µg/L	6/5/01	WMS11035	EPA 8260B
Methylene Chloride	ND		500	5	2500	µg/L	6/5/01	WMS11035	EPA 8260B
n-Butylbenzene	ND		500	5	2500	µg/L	6/5/01	WMS11035	EPA 8260B
n-Propylbenzene	ND		500	5	2500	µg/L	6/5/01	WMS11035	EPA 8260B
Naphthalene	ND		500	5	2500	µg/L	6/5/01	WMS11035	EPA 8260B
p-Isopropyltoluene	ND		500	5	2500	µg/L	6/5/01	WMS11035	EPA 8260B
sec-Butylbenzene	ND		500	5	2500	µg/L	6/5/01	WMS11035	EPA 8260B
Styrene	ND		500	5	2500	µg/L	6/5/01	WMS11035	EPA 8260B
tert-Amyl Methyl Ether	ND		500	5	2500	µg/L	6/5/01	WMS11035	EPA 8260B
tert-Butanol	ND		500	20	10000	µg/L	6/5/01	WMS11035	EPA 8260B
tert-Butyl Ethyl Ether	ND		500	5	2500	µg/L	6/5/01	WMS11035	EPA 8260B
tert-Butylbenzene	ND		500	5	2500	µg/L	6/5/01	WMS11035	EPA 8260B
Tetrachloroethene	ND		500	5	2500	µg/L	6/5/01	WMS11035	EPA 8260B
Toluene	ND		500	5	2500	µg/L	6/5/01	WMS11035	EPA 8260B
trans-1,2-Dichloroethene	ND		500	5	2500	µg/L	6/5/01	WMS11035	EPA 8260B
trans-1,3-Dichloropropene	ND		500	5	2500	µg/L	6/5/01	WMS11035	EPA 8260B
Trichloroethene	ND		500	5	2500	µg/L	6/5/01	WMS11035	EPA 8260B


DF = Dilution Factor

ND = Not Detected

DLR = Detection Limit Reported

PQL = Practical Quantitation Limit

Analysis performed by Entech Analytical Labs, Inc. (CA ELAP #2346)


Michelle L. Anderson, Laboratory Director

Environmental Analysis Since 1983

Entech Analytical Labs, Inc.

3334 Victor Court • Santa Clara, CA 95054 • (408) 588-0200 • Fax (408) 588-0201

Enviro Soil Tech Consultants
131 Tully Road
San Jose, CA 95111
Attn: Frank Hamedi

Date: 6/7/01
Date Received: 5/30/01
Project Name: 15595 Washington Ave
Project Number: 12-99-702-SI
P.O. Number: 12-99-702-SI
Sampled By: Client

Certified Analytical Report

Order ID: 25722

Lab Sample ID: 25722-003

Client Sample ID: MW-3

Sample Time: 3:02 PM

Sample Date: 5/29/01

Matrix: Liquid

Parameter	Result	Flag	DF	PQL	DLR	Units	Analysis Date	QC Batch ID	Method
Trichlorofluoromethane	ND		500	5	2500	µg/L	6/5/01	WMS11035	EPA 8260B
Vinyl Chloride	ND		500	5	2500	µg/L	6/5/01	WMS11035	EPA 8260B
Xylenes, Total	ND		500	5	2500	µg/L	6/5/01	WMS11035	EPA 8260B

Surrogate	Surrogate Recovery	Control Limits (%)
4-Bromofluorobenzene	73	65 - 135
Dibromofluoromethane	88	57 - 139
Toluene-d8	90	65 - 135


DF = Dilution Factor

ND = Not Detected

DLR = Detection Limit Reported

PQL = Practical Quantitation Limit

Analysis performed by Entech Analytical Labs, Inc. (CA ELAP #2346)


Michelle L. Anderson, Laboratory Director

Environmental Analysis Since 1983

Entech Analytical Labs, Inc.

3334 Victor Court • Santa Clara, CA 95054 • (408) 588-0200 • Fax (408) 588-0201

Enviro Soil Tech Consultants

131 Tully Road

San Jose, CA 95111

Attn: Frank Hamedi

Date: 6/7/01

Date Received: 5/30/01

Project Name: 15595 Washington Ave

Project Number: 12-99-702-SI

P.O. Number: 12-99-702-SI

Sampled By: Client

Certified Analytical Report

Order ID: 25722

Lab Sample ID: 25722-004

Client Sample ID: MW-4

Sample Time: 11:45 AM

Sample Date: 5/29/01

Matrix: Liquid

Parameter	Result	Flag	DF	PQL	DLR	Units	Analysis Date	QC Batch ID	Method
1,1,1,2-Tetrachloroethane	ND		1	5	5	µg/L	6/5/01	WMS11035	EPA 8260B
1,1,1-Trichloroethane	ND		1	5	5	µg/L	6/5/01	WMS11035	EPA 8260B
1,1,2,2-Tetrachloroethane	ND		1	5	5	µg/L	6/5/01	WMS11035	EPA 8260B
1,1,2-Trichloroethane	ND		1	5	5	µg/L	6/5/01	WMS11035	EPA 8260B
1,1-Dichloroethane	ND		1	5	5	µg/L	6/5/01	WMS11035	EPA 8260B
1,1-Dichloroethene	ND		1	5	5	µg/L	6/5/01	WMS11035	EPA 8260B
1,1-Dichloropropene	ND		1	5	5	µg/L	6/5/01	WMS11035	EPA 8260B
1,2,3-Trichlorobenzene	ND		1	5	5	µg/L	6/5/01	WMS11035	EPA 8260B
1,2,3-Trichloropropane	ND		1	5	5	µg/L	6/5/01	WMS11035	EPA 8260B
1,2,4-Trichlorobenzene	ND		1	5	5	µg/L	6/5/01	WMS11035	EPA 8260B
1,2,4-Trimethylbenzene	ND		1	5	5	µg/L	6/5/01	WMS11035	EPA 8260B
1,2-Dibromo-3-Chloropropane	ND		1	5	5	µg/L	6/5/01	WMS11035	EPA 8260B
1,2-Dibromoethane (EDB)	ND		1	5	5	µg/L	6/5/01	WMS11035	EPA 8260B
1,2-Dichlorobenzene	ND		1	5	5	µg/L	6/5/01	WMS11035	EPA 8260B
1,2-Dichloroethane	ND		1	5	5	µg/L	6/5/01	WMS11035	EPA 8260B
1,2-Dichloropropane	ND		1	5	5	µg/L	6/5/01	WMS11035	EPA 8260B
1,3,5-Trimethylbenzene	ND		1	5	5	µg/L	6/5/01	WMS11035	EPA 8260B
1,3-Dichlorobenzene	ND		1	5	5	µg/L	6/5/01	WMS11035	EPA 8260B
1,3-Dichloropropane	ND		1	5	5	µg/L	6/5/01	WMS11035	EPA 8260B
1,4-Dichlorobenzene	ND		1	5	5	µg/L	6/5/01	WMS11035	EPA 8260B
2,2-Dichloropropane	ND		1	5	5	µg/L	6/5/01	WMS11035	EPA 8260B
2-Butanone (MEK)	ND		1	20	20	µg/L	6/5/01	WMS11035	EPA 8260B
2-Chloroethyl-vinyl Ether	ND		1	5	5	µg/L	6/5/01	WMS11035	EPA 8260B
2-Chlorotoluene	ND		1	5	5	µg/L	6/5/01	WMS11035	EPA 8260B
2-Hexanone	ND		1	20	20	µg/L	6/5/01	WMS11035	EPA 8260B
4-Chlorotoluene	ND		1	5	5	µg/L	6/5/01	WMS11035	EPA 8260B
4-Methyl-2-Pentanone(MIBK)	ND		1	20	20	µg/L	6/5/01	WMS11035	EPA 8260B
Acetone	ND		1	100	100	µg/L	6/5/01	WMS11035	EPA 8260B
Benzene	ND		1	5	5	µg/L	6/5/01	WMS11035	EPA 8260B
Bromobenzene	ND		1	5	5	µg/L	6/5/01	WMS11035	EPA 8260B
Bromochloromethane	ND		1	5	5	µg/L	6/5/01	WMS11035	EPA 8260B
Bromodichloromethane	ND		1	5	5	µg/L	6/5/01	WMS11035	EPA 8260B
Bromoform	ND		1	5	5	µg/L	6/5/01	WMS11035	EPA 8260B


DF = Dilution Factor

ND = Not Detected

DLR = Detection Limit Reported

PQL = Practical Quantitation Limit

Analysis performed by Entech Analytical Labs, Inc. (CA ELAP #2346)


Michelle L. Anderson, Laboratory Director

Environmental Analysis Since 1983

Entech Analytical Labs, Inc.

3334 Victor Court • Santa Clara, CA 95054 • (408) 588-0200 • Fax (408) 588-0201

Enviro Soil Tech Consultants
131 Tully Road
San Jose, CA 95111
Attn: Frank Hamedi

Date: 6/7/01
Date Received: 5/30/01
Project Name: 15595 Washington Ave
Project Number: 12-99-702-SI
P.O. Number: 12-99-702-SI
Sampled By: Client

Certified Analytical Report

Order ID: 25722

Lab Sample ID: 25722-004

Client Sample ID: MW-4

Sample Time: 11:45 AM

Sample Date: 5/29/01

Matrix: Liquid

Parameter	Result	Flag	DF	PQL	DLR	Units	Analysis Date	QC Batch ID	Method
Bromomethane	ND		1	5	5	µg/L	6/5/01	WMS11035	EPA 8260B
Carbon Disulfide	ND		1	15	15	µg/L	6/5/01	WMS11035	EPA 8260B
Carbon Tetrachloride	ND		1	5	5	µg/L	6/5/01	WMS11035	EPA 8260B
Chlorobenzene	ND		1	5	5	µg/L	6/5/01	WMS11035	EPA 8260B
Chloroethane	ND		1	5	5	µg/L	6/5/01	WMS11035	EPA 8260B
Chloroform	ND		1	5	5	µg/L	6/5/01	WMS11035	EPA 8260B
Chloromethane	ND		1	5	5	µg/L	6/5/01	WMS11035	EPA 8260B
cis-1,2-Dichloroethene	ND		1	5	5	µg/L	6/5/01	WMS11035	EPA 8260B
cis-1,3-Dichloropropene	ND		1	5	5	µg/L	6/5/01	WMS11035	EPA 8260B
Dibromochloromethane	ND		1	5	5	µg/L	6/5/01	WMS11035	EPA 8260B
Dibromomethane	ND		1	5	5	µg/L	6/5/01	WMS11035	EPA 8260B
Dichlorodifluoromethane	ND		1	5	5	µg/L	6/5/01	WMS11035	EPA 8260B
Diisopropyl Ether	ND		1	5	5	µg/L	6/5/01	WMS11035	EPA 8260B
Ethyl Benzene	ND		1	5	5	µg/L	6/5/01	WMS11035	EPA 8260B
Hexachlorobutadiene	ND		1	5	5	µg/L	6/5/01	WMS11035	EPA 8260B
Isopropylbenzene	ND		1	5	5	µg/L	6/5/01	WMS11035	EPA 8260B
Methyl-t-butyl Ether	31		1	5	5	µg/L	6/5/01	WMS11035	EPA 8260B
Methylene Chloride	ND		1	5	5	µg/L	6/5/01	WMS11035	EPA 8260B
n-Butylbenzene	ND		1	5	5	µg/L	6/5/01	WMS11035	EPA 8260B
n-Propylbenzene	ND		1	5	5	µg/L	6/5/01	WMS11035	EPA 8260B
Naphthalene	ND		1	5	5	µg/L	6/5/01	WMS11035	EPA 8260B
p-Isopropyltoluene	ND		1	5	5	µg/L	6/5/01	WMS11035	EPA 8260B
sec-Butylbenzene	ND		1	5	5	µg/L	6/5/01	WMS11035	EPA 8260B
Styrene	ND		1	5	5	µg/L	6/5/01	WMS11035	EPA 8260B
tert-Amyl Methyl Ether	ND		1	5	5	µg/L	6/5/01	WMS11035	EPA 8260B
tert-Butanol	ND		1	20	20	µg/L	6/5/01	WMS11035	EPA 8260B
tert-Butyl Ethyl Ether	ND		1	5	5	µg/L	6/5/01	WMS11035	EPA 8260B
tert-Butylbenzene	ND		1	5	5	µg/L	6/5/01	WMS11035	EPA 8260B
Tetrachloroethene	ND		1	5	5	µg/L	6/5/01	WMS11035	EPA 8260B
Toluene	ND		1	5	5	µg/L	6/5/01	WMS11035	EPA 8260B
trans-1,2-Dichloroethene	ND		1	5	5	µg/L	6/5/01	WMS11035	EPA 8260B
trans-1,3-Dichloropropene	ND		1	5	5	µg/L	6/5/01	WMS11035	EPA 8260B
Trichloroethene	ND		1	5	5	µg/L	6/5/01	WMS11035	EPA 8260B

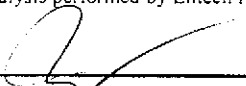
DF = Dilution Factor

ND = Not Detected

DLR = Detection Limit Reported

PQL = Practical Quantitation Limit

Analysis performed by Entech Analytical Labs, Inc. (CA ELAP #2346)


Michelle L. Anderson, Laboratory Director

Environmental Analysis Since 1983

Entech Analytical Labs, Inc.

3334 Victor Court • Santa Clara, CA 95054 • (408) 588-0200 • Fax (408) 588-0201

Enviro Soil Tech Consultants
131 Tully Road
San Jose, CA 95111
Attn: Frank Hamedi

Date: 6/7/01
Date Received: 5/30/01
Project Name: 15595 Washington Ave
Project Number: 12-99-702-SI
P.O. Number: 12-99-702-SI
Sampled By: Client

Certified Analytical Report

Order ID: 25722

Lab Sample ID: 25722-004

Client Sample ID: MW-4

Sample Time: 11:45 AM

Sample Date: 5/29/01

Matrix: Liquid

Parameter	Result	Flag	DF	PQL	DLR	Units	Analysis Date	QC Batch ID	Method
Trichlorofluoromethane	ND		1	5	5	µg/L	6/5/01	WMS11035	EPA 8260B
Vinyl Chloride	ND		1	5	5	µg/L	6/5/01	WMS11035	EPA 8260B
Xylenes, Total	ND		1	5	5	µg/L	6/5/01	WMS11035	EPA 8260B
Surrogate				Surrogate Recovery		Control Limits (%)			
4-Bromofluorobenzene				75		65 - 135			
Dibromofluoromethane				87		57 - 139			
Toluene-d8				88		65 - 135			


DF = Dilution Factor

ND = Not Detected

DLR = Detection Limit Reported

PQL = Practical Quantitation Limit

Analysis performed by Entech Analytical Labs, Inc. (CA ELAP #2346)


Michelle L. Anderson, Laboratory Director

Environmental Analysis Since 1983

Entech Analytical Labs, Inc.

3334 Victor Court • Santa Clara, CA 95054 • (408) 588-0200 • Fax (408) 588-0201

Enviro Soil Tech Consultants
131 Tully Road
San Jose, CA 95111
Attn: Frank Hamedi

Date: 6/7/01
Date Received: 5/30/01
Project Name: 15595 Washington Ave
Project Number: 12-99-702-SI
P.O. Number: 12-99-702-SI
Sampled By: Client

Certified Analytical Report

Order ID: 25722

Lab Sample ID: 25722-005

Client Sample ID: MW-5

Sample Time: 10:30 AM

Sample Date: 5/29/01

Matrix: Liquid

Parameter	Result	Flag	DF	PQL	DLR	Units	Analysis Date	QC Batch ID	Method
1,1,1,2-Tetrachloroethane	ND		10	5	50	µg/L	6/5/01	WMS11035	EPA 8260B
1,1,1-Trichloroethane	ND		10	5	50	µg/L	6/5/01	WMS11035	EPA 8260B
1,1,2,2-Tetrachloroethane	ND		10	5	50	µg/L	6/5/01	WMS11035	EPA 8260B
1,1,2-Trichloroethane	ND		10	5	50	µg/L	6/5/01	WMS11035	EPA 8260B
1,1-Dichloroethane	ND		10	5	50	µg/L	6/5/01	WMS11035	EPA 8260B
1,1-Dichloroethene	ND		10	5	50	µg/L	6/5/01	WMS11035	EPA 8260B
1,1-Dichloropropene	ND		10	5	50	µg/L	6/5/01	WMS11035	EPA 8260B
1,2,3-Trichlorobenzene	ND		10	5	50	µg/L	6/5/01	WMS11035	EPA 8260B
1,2,3-Trichloropropane	ND		10	5	50	µg/L	6/5/01	WMS11035	EPA 8260B
1,2,4-Trichlorobenzene	ND		10	5	50	µg/L	6/5/01	WMS11035	EPA 8260B
1,2,4-Trimethylbenzene	ND		10	5	50	µg/L	6/5/01	WMS11035	EPA 8260B
1,2-Dibromo-3-Chloropropane	ND		10	5	50	µg/L	6/5/01	WMS11035	EPA 8260B
1,2-Dibromoethane (EDB)	ND		10	5	50	µg/L	6/5/01	WMS11035	EPA 8260B
1,2-Dichlorobenzene	ND		10	5	50	µg/L	6/5/01	WMS11035	EPA 8260B
1,2-Dichloroethane	ND		10	5	50	µg/L	6/5/01	WMS11035	EPA 8260B
1,2-Dichloropropane	ND		10	5	50	µg/L	6/5/01	WMS11035	EPA 8260B
1,3,5-Trimethylbenzene	ND		10	5	50	µg/L	6/5/01	WMS11035	EPA 8260B
1,3-Dichlorobenzene	ND		10	5	50	µg/L	6/5/01	WMS11035	EPA 8260B
1,3-Dichloropropane	ND		10	5	50	µg/L	6/5/01	WMS11035	EPA 8260B
1,4-Dichlorobenzene	ND		10	5	50	µg/L	6/5/01	WMS11035	EPA 8260B
2,2-Dichloropropane	ND		10	5	50	µg/L	6/5/01	WMS11035	EPA 8260B
2-Butanone (MEK)	ND		10	20	200	µg/L	6/5/01	WMS11035	EPA 8260B
2-Chloroethyl-vinyl Ether	ND		10	5	50	µg/L	6/5/01	WMS11035	EPA 8260B
2-Chlorotoluene	ND		10	5	50	µg/L	6/5/01	WMS11035	EPA 8260B
2-Hexanone	ND		10	20	200	µg/L	6/5/01	WMS11035	EPA 8260B
4-Chlorotoluene	ND		10	5	50	µg/L	6/5/01	WMS11035	EPA 8260B
4-Methyl-2-Pentanone(MIBK)	ND		10	20	200	µg/L	6/5/01	WMS11035	EPA 8260B
Acetone	ND		10	100	1000	µg/L	6/5/01	WMS11035	EPA 8260B
Benzene	83		10	5	50	µg/L	6/5/01	WMS11035	EPA 8260B
Bromobenzene	ND		10	5	50	µg/L	6/5/01	WMS11035	EPA 8260B
Bromochloromethane	ND		10	5	50	µg/L	6/5/01	WMS11035	EPA 8260B
Bromodichloromethane	ND		10	5	50	µg/L	6/5/01	WMS11035	EPA 8260B
Bromoform	ND		10	5	50	µg/L	6/5/01	WMS11035	EPA 8260B


DF = Dilution Factor

ND = Not Detected

DLR = Detection Limit Reported

PQL = Practical Quantitation Limit

Analysis performed by Entech Analytical Labs, Inc. (CA ELAP #2346)


Michelle L. Anderson, Laboratory Director

Environmental Analysis Since 1983

Entech Analytical Labs, Inc.

3334 Victor Court • Santa Clara, CA 95054 • (408) 588-0200 • Fax (408) 588-0201

Enviro Soil Tech Consultants
131 Tully Road
San Jose, CA 95111
Attn: Frank Hamedi

Date: 6/7/01
Date Received: 5/30/01
Project Name: 15595 Washington Ave
Project Number: 12-99-702-SI
P.O. Number: 12-99-702-SI
Sampled By: Client

Certified Analytical Report

Order ID: 25722

Lab Sample ID: 25722-005

Client Sample ID: MW-5

Sample Time: 10:30 AM

Sample Date: 5/29/01

Matrix: Liquid

Parameter	Result	Flag	DF	PQL	DLR	Units	Analysis Date	QC Batch ID	Method
Bromomethane	ND		10	5	50	µg/L	6/5/01	WMS11035	EPA 8260B
Carbon Disulfide	ND		10	15	150	µg/L	6/5/01	WMS11035	EPA 8260B
Carbon Tetrachloride	ND		10	5	50	µg/L	6/5/01	WMS11035	EPA 8260B
Chlorobenzene	ND		10	5	50	µg/L	6/5/01	WMS11035	EPA 8260B
Chloroethane	ND		10	5	50	µg/L	6/5/01	WMS11035	EPA 8260B
Chloroform	ND		10	5	50	µg/L	6/5/01	WMS11035	EPA 8260B
Chloromethane	ND		10	5	50	µg/L	6/5/01	WMS11035	EPA 8260B
cis-1,2-Dichloroethene	ND		10	5	50	µg/L	6/5/01	WMS11035	EPA 8260B
cis-1,3-Dichloropropene	ND		10	5	50	µg/L	6/5/01	WMS11035	EPA 8260B
Dibromochloromethane	ND		10	5	50	µg/L	6/5/01	WMS11035	EPA 8260B
Dibromomethane	ND		10	5	50	µg/L	6/5/01	WMS11035	EPA 8260B
Dichlorodifluoromethane	ND		10	5	50	µg/L	6/5/01	WMS11035	EPA 8260B
Diisopropyl Ether	ND		10	5	50	µg/L	6/5/01	WMS11035	EPA 8260B
Ethyl Benzene	58		10	5	50	µg/L	6/5/01	WMS11035	EPA 8260B
Hexachlorobutadiene	ND		10	5	50	µg/L	6/5/01	WMS11035	EPA 8260B
Isopropylbenzene	ND		10	5	50	µg/L	6/5/01	WMS11035	EPA 8260B
Methyl-t-butyl Ether	860		10	5	50	µg/L	6/5/01	WMS11035	EPA 8260B
Methylene Chloride	ND		10	5	50	µg/L	6/5/01	WMS11035	EPA 8260B
n-Butylbenzene	ND		10	5	50	µg/L	6/5/01	WMS11035	EPA 8260B
n-Propylbenzene	130		10	5	50	µg/L	6/5/01	WMS11035	EPA 8260B
Naphthalene	64		10	5	50	µg/L	6/5/01	WMS11035	EPA 8260B
p-Isopropyltoluene	ND		10	5	50	µg/L	6/5/01	WMS11035	EPA 8260B
sec-Butylbenzene	ND		10	5	50	µg/L	6/5/01	WMS11035	EPA 8260B
Styrene	ND		10	5	50	µg/L	6/5/01	WMS11035	EPA 8260B
tert-Amyl Methyl Ether	ND		10	5	50	µg/L	6/5/01	WMS11035	EPA 8260B
tert-Butanol	ND		10	20	200	µg/L	6/5/01	WMS11035	EPA 8260B
tert-Butyl Ethyl Ether	ND		10	5	50	µg/L	6/5/01	WMS11035	EPA 8260B
tert-Butylbenzene	ND		10	5	50	µg/L	6/5/01	WMS11035	EPA 8260B
Tetrachloroethene	ND		10	5	50	µg/L	6/5/01	WMS11035	EPA 8260B
Toluene	ND		10	5	50	µg/L	6/5/01	WMS11035	EPA 8260B
trans-1,2-Dichloroethene	ND		10	5	50	µg/L	6/5/01	WMS11035	EPA 8260B
trans-1,3-Dichloropropene	ND		10	5	50	µg/L	6/5/01	WMS11035	EPA 8260B
Trichloroethene	ND		10	5	50	µg/L	6/5/01	WMS11035	EPA 8260B


DF = Dilution Factor

ND = Not Detected

DLR = Detection Limit Reported

PQL = Practical Quantitation Limit

Analysis performed by Entech Analytical Labs, Inc. (CA ELAP #2346)


Michelle L. Anderson, Laboratory Director

Environmental Analysis Since 1983

Entech Analytical Labs, Inc.

3334 Victor Court • Santa Clara, CA 95054 • (408) 588-0200 • Fax (408) 588-0201

Enviro Soil Tech Consultants
131 Tully Road
San Jose, CA 95111
Attn: Frank Hamedi

Date: 6/7/01
Date Received: 5/30/01
Project Name: 15595 Washington Ave
Project Number: 12-99-702-SI
P.O. Number: 12-99-702-SI
Sampled By: Client

Certified Analytical Report

Order ID: 25722

Lab Sample ID: 25722-005

Client Sample ID: MW-5

Sample Time: 10:30 AM

Sample Date: 5/29/01

Matrix: Liquid

Parameter	Result	Flag	DF	PQL	DLR	Units	Analysis Date	QC Batch ID	Method
Trichlorofluoromethane	ND		10	5	50	µg/L	6/5/01	WMS11035	EPA 8260B
Vinyl Chloride	ND		10	5	50	µg/L	6/5/01	WMS11035	EPA 8260B
Xylenes, Total	ND		10	5	50	µg/L	6/5/01	WMS11035	EPA 8260B
Surrogate			Surrogate Recovery			Control Limits (%)			
4-Bromofluorobenzene			76			65 - 135			
Dibromofluoromethane			84			57 - 139			
Toluene-d8			89			65 - 135			


DF = Dilution Factor

ND = Not Detected

DLR = Detection Limit Reported

PQL = Practical Quantitation Limit

Analysis performed by Entech Analytical Labs, Inc. (CA ELAP #2346)


Michelle L. Anderson, Laboratory Director

Environmental Analysis Since 1983

Entech Analytical Labs, Inc.

3334 Victor Court • Santa Clara, CA 95054 • (408) 588-0200 • Fax (408) 588-0201

STANDARD LAB QUALIFIERS (FLAGS)

All Entech lab reports now reference standard lab qualifiers. These qualifiers are noted in the adjacent column to the analytical result and are adapted from the U.S. EPA CLP program. The current qualifier list is as follows:

Qualifier (Flag)	Description
U	Compound was analyzed for but not detected
J	Estimated value for tentatively identified compounds or if result is below PQL but above MDL
N	Presumptive evidence of a compound (for Tentatively Identified Compounds)
B	Analyte is found in the associated Method Blank
E	Compounds whose concentrations exceed the upper level of the calibration range
D	Multiple dilutions reported for analysis; discrepancies between analytes may be due to dilution
X	Results within quantitation range; chromatographic pattern not typical of fuel

Entech Analytical Labs, Inc.

3334 Victor Court • Santa Clara, CA 95054 • (408) 588-0200 • Fax (408) 588-0201

Quality Control Results Summary

QC Batch #: WGC42032
 Matrix: Liquid

Units: µg/L
 Date Analyzed: 5/30/01

Parameter	Method	Blank Result	Spike Sample ID	Spike Amount	Sample Result	Spike Result	QC Type	% Recovery	RPD	RPD Limits	Recovery Limits
Test: TPH as Gasoline											
TPH as Gasoline	EPA 8015 M	ND		561		470.1	LCS	83.8			65.0 - 135.0
Surrogate			Surrogate Recovery			Control Limits (%)					
	aaa-Trifluorotoluene			102				65 - 135			
Test: BTEX											
Benzene	EPA 8020	ND		6.2		6.13	LCS	98.9			65.0 - 135.0
Ethyl Benzene	EPA 8020	ND		7.8		7.28	LCS	93.3			65.0 - 135.0
Toluene	EPA 8020	ND		35.8		32.9	LCS	91.9			65.0 - 135.0
Xylenes, total	EPA 8020	ND		43		36.9	LCS	85.8			65.0 - 135.0
Surrogate			Surrogate Recovery			Control Limits (%)					
	aaa-Trifluorotoluene			99				65 - 135			
Test: TPH as Gasoline											
TPH as Gasoline	EPA 8015 M	ND		561		465.7	LCSD	83.0	0.94	25.00	65.0 - 135.0
Surrogate			Surrogate Recovery			Control Limits (%)					
	aaa-Trifluorotoluene			101				65 - 135			
Test: BTEX											
Benzene	EPA 8020	ND		6.2		5.83	LCSD	94.0	5.02	25.00	65.0 - 135.0
Ethyl Benzene	EPA 8020	ND		7.8		7.04	LCSD	90.3	3.35	25.00	65.0 - 135.0
Toluene	EPA 8020	ND		35.8		33.5	LCSD	93.6	1.81	25.00	65.0 - 135.0
Xylenes, total	EPA 8020	ND		43		37.4	LCSD	87.0	1.35	25.00	65.0 - 135.0
Surrogate			Surrogate Recovery			Control Limits (%)					
	aaa-Trifluorotoluene			100				65 - 135			

Entech Analytical Labs, Inc.

3334 Victor Court • Santa Clara, CA 95054 • (408) 588-0200 • Fax (408) 588-0201

Quality Control Results Summary

QC Batch #: WMS11035
Matrix: Liquid

Units: µg/L
Date Analyzed: 6/5/01

Parameter	Method	Blank Result	Spike Sample ID	Spike Amount	Sample Result	Spike Result	QC Type	% Recovery	RPD	RPD Limits	Recovery Limits
Test: EPA 8260B											
1,1-Dichloroethene	EPA 8260B	ND		20		17.3	LCS	86.5			65.0 - 135.0
Benzene	EPA 8260B	ND		20		18.3	LCS	91.5			65.0 - 135.0
Chlorobenzene	EPA 8260B	ND		20		19.8	LCS	99.0			65.0 - 135.0
Methyl-t-butyl Ether	EPA 8260B	ND		20		16.1	LCS	80.5			56.0 - 135.0
Toluene	EPA 8260B	ND		20		19	LCS	95.0			65.0 - 135.0
Trichloroethene	EPA 8260B	ND		20		19	LCS	95.0			65.0 - 135.0
Surrogate		Surrogate Recovery		Control Limits (%)							
4-Bromofluorobenzene		76		65 - 135							
Dibromofluoromethane		82		57 - 139							
Toluene-d8		90		65 - 135							
Test: EPA 8260B											
1,1-Dichloroethene	EPA 8260B	ND		20		16.9	LCSD	84.5	2.34	30.00	65.0 - 135.0
Benzene	EPA 8260B	ND		20		18.1	LCSD	90.5	1.10	30.00	65.0 - 135.0
Chlorobenzene	EPA 8260B	ND		20		18.9	LCSD	94.5	4.65	30.00	65.0 - 135.0
Methyl-t-butyl Ether	EPA 8260B	ND		20		16.2	LCSD	81.0	0.62	30.00	56.0 - 135.0
Toluene	EPA 8260B	ND		20		18.7	LCSD	93.5	1.59	30.00	65.0 - 135.0
Trichloroethene	EPA 8260B	ND		20		18.8	LCSD	94.0	1.06	30.00	65.0 - 135.0
Surrogate		Surrogate Recovery		Control Limits (%)							
4-Bromofluorobenzene		77		65 - 135							
Dibromofluoromethane		83		57 - 139							
Toluene-d8		91		65 - 135							

Entech Analytical Labs, Inc.

3334 Victor Court • Santa Clara, CA 95054 • (408) 588-0200 • Fax (408) 588-0201

Quality Control Results Summary

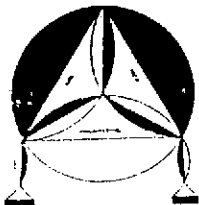
QC Batch #: WMS11035B
 Matrix: Liquid

Units: µg/L
 Date Analyzed: 6/5/01

Parameter	Method	Blank Result	Spike Sample ID	Spike Amount	Sample Result	Spike Result	QC Type	% Recovery	RPD	RPD Limits	Recovery Limits
Test: EPA 8260B											
1,1-Dichloroethene	EPA 8260B	ND		20		17.2	LCS	86.0			65.0 - 135.0
Benzene	EPA 8260B	ND		20		18.8	LCS	94.0			65.0 - 135.0
Chlorobenzene	EPA 8260B	ND		20		19.9	LCS	99.5			65.0 - 135.0
Methyl-t-butyl Ether	EPA 8260B	ND		20		16	LCS	80.0			56.0 - 135.0
Toluene	EPA 8260B	ND		20		19.1	LCS	95.5			65.0 - 135.0
Trichloroethene	EPA 8260B	ND		20		18.7	LCS	93.5			65.0 - 135.0
Surrogate		Surrogate Recovery		Control Limits (%)							
4-Bromofluorobenzene		77		65 - 135							
Dibromofluoromethane		84		57 - 139							
Toluene-d8		90		65 - 135							
Test: EPA 8260B											
1,1-Dichloroethene	EPA 8260B	ND		20		16.7	LCSD	83.5	2.95	25.00	65.0 - 135.0
Benzene	EPA 8260B	ND		20		18.6	LCSD	93.0	1.07	25.00	65.0 - 135.0
Chlorobenzene	EPA 8260B	ND		20		19.6	LCSD	98.0	1.52	25.00	65.0 - 135.0
Methyl-t-butyl Ether	EPA 8260B	ND		20		15.6	LCSD	78.0	2.53	25.00	56.0 - 135.0
Toluene	EPA 8260B	ND		20		19	LCSD	95.0	0.52	25.00	65.0 - 135.0
Trichloroethene	EPA 8260B	ND		20		18.4	LCSD	92.0	1.62	25.00	65.0 - 135.0
Surrogate		Surrogate Recovery		Control Limits (%)							
4-Bromofluorobenzene		77		65 - 135							
Dibromofluoromethane		85		57 - 139							
Toluene-d8		89		65 - 135							

CHAIN OF CUSTODY RECORD

PROJ. NO. 12-99-702-SI		NAME 15595 Washington Ave., San Lorenzo				CON-TAINER	ANALYSES REQUESTED (2) TPHA 8260B			REMARKS
SAMPLERS (Signature) Richard Manly										
NO.	DATE	TIME	SOIL	WATER	LOCATION					
1	5/29/01	12:52		✓	MW-1	6	✓	✓	25792-001	Please also include MTBE, ETBE, TAME and TBA in 8260B.
2		13:59		✓	MW-2	6	✓	✓	002	
3		15:08		✓	MW-3	6	✓	✓	003	
4		11:45		✓	MW-4	6	✓	✓	004	
5		10:30		✓	MW-5	6	✓	✓	005	
Relinquished by: (Signature) Richard Manly		Date / Time 5/30/01 14:03		Received by: (Signature) Ch. Shon		Relinquished by: (Signature)		Date / Time		Received by: (Signature)
Relinquished by: (Signature) Ch. Shon		Date / Time 5/30/01 15:00		Received by: (Signature)		Relinquished by: (Signature)		Date / Time		Received by: (Signature)
Relinquished by: (Signature)		Date / Time		Received for Laboratory by: (Signature)		Date / Time		Remarks Please send lab report to Frank Hameddi.		



ENVIRO SOIL TECH CONSULTANTS

Environmental & Geotechnical Consultants
 131 TULLY ROAD, SAN JOSE, CALIFORNIA 95111
 Tel: (408) 297-1500 Fax: (408) 292-2116