



March 27, 1991

Ms. Pam Evans  
Alameda County Health Agency  
Department of Environmental Health  
80 Swan Way, Room 200  
Oakland, California 94621

Reference Former Shell Service Station  
15275 Washington Street  
San Leandro, California 94679  
WIC 204-6852-1008

91 MAR 29 PM 12:12

Ms. Evans:

As requested by Jack Brastad of Shell Oil Company, we are forwarding the March 22, 1991 Site Update report prepared for the referenced location. The report presents the results of the ground-water sampling conducted during the first quarter of 1991.

Should have any questions or comments please do not hesitate to call.

Sincerely,

John Werfal  
Project Manager

enclosure

cc: Mr. Tom Callaghan, Regional Water Quality Control Board  
Mr. Jack Brastad, Shell Oil Company.



**GeoStrategies Inc.**

**SITE UPDATE**

Former Shell Service Station  
15275 Washington Avenue  
San Leandro, California  
WIC 204-6852-1008

761501-11

March 22, 1991

RECEIVED

MAR 22 1991



**GeoStrategies Inc.**

2140 WEST WINTON AVENUE  
HAYWARD, CALIFORNIA 94545

**GETTLER-RYAN INC.**

GENERAL CONTRACTORS (415) 352-4800

March 22, 1991

Gettler-Ryan Inc.  
2150 West Winton Avenue  
Hayward, California 94545

Attn: Mr. John Werfal

Re: SITE UPDATE  
Former Shell Service Station  
15275 Washington Avenue  
San Leandro, California

Gentlemen:

This Site Update has been prepared by GeoStrategies Inc. (GSI) and presents the results of the 1991 first quarter ground-water sampling performed by Gettler-Ryan Inc. (G-R) for the above referenced site (Plate 1). The scope of work presented in this document was performed at the request of Shell Oil Company. Field work and laboratory analysis methods were performed to comply with current State of California Water Resources Control Board guidelines.

**SITE BACKGROUND**

There are currently sixteen monitoring wells in the site vicinity; Wells S-1, S-3, S-5 through S-17 and SR-1 (Plate 2). These wells were installed between 1985 and 1989 by EMCON Associates, Woodward-Clyde Consultants and GSI. The old underground storage tanks were removed and Wells S-2 and S-4 were destroyed in June 1987. Wells S-1 through S-7, S-16 and recovery well SR-1 are on site. Wells S-8 through S-17 are off-site. These wells have been installed to evaluate the vertical and horizontal extent of petroleum hydrocarbons in soils and shallow groundwater beneath the site.

Quarterly monitoring and sampling of wells began in September 1988. Ground-water samples have been analyzed for Total Petroleum Hydrocarbons calculated as Gasoline (TPH-Gasoline) according to EPA Method 8015 (Modified) and Benzene, Toluene, Ethylbenzene, and Xylenes (BTEX) according to EPA Method 8020.

761501-11

# GeoStrategies Inc.

Gettler-Ryan Inc.  
March 22, 1991  
Page 2

## CURRENT QUARTERLY SAMPLING RESULTS

### Potentiometric Data

Prior to ground-water sampling, depth to water-level measurements were obtained in each monitoring well using an electronic oil-water interface probe. Static ground-water levels were measured from the surveyed top of well box and recorded to the nearest 0.01 foot. Corresponding elevations referenced to Mean Sea Level (MSL) datum are presented in Table 1. Water-level data were used to construct a quarterly potentiometric map (Plate 3). Shallow ground-water flow is to the south at a calculated gradient of 0.006.

### Floating Product Measurements

Each well was checked for the presence of floating product using an electronic oil-water interface probe. A clear acrylic bailer was used to confirm probe results. Floating product was not observed in the wells this quarter.

### Ground-water Analytical Data

Ground-water samples were collected on January 28, 1991. The samples were analyzed for TPH-Gasoline according to EPA Method 8015 (Modified) and BTEX according to EPA Method 8020 by International Technology (IT), a State of California certified laboratory located in Cerritos, California.

TPH-Gasoline was detected in Wells S-3, S-5, S-9, S-11 and S-14 at concentrations ranging from 0.063 to 64. parts per million (ppm). Benzene concentrations detected in Wells S-1, S-3, S-5, S-8, S-9 and S-14 ranged from 0.0045 to 4.090 ppm. These data are summarized in Table 1 and included in Appendix A. Chemical concentration maps for TPH-Gasoline and benzene are presented on Plates 4 and 5. Historical chemical analytical data are presented on Table 2.

# GeoStrategies Inc.

Gettler-Ryan Inc.  
March 22, 1991  
Page 3

## Quality Control

Quality Control (QC) samples for this quarter's sampling included a trip blank, a field blank and a duplicate sample. The trip blank and field blank were prepared in the laboratory and field, respectively, using organic-free water to evaluate laboratory and field handling procedures of samples. The duplicate sample was collected in the field as a second (split) sample to assess laboratory analytical precision. The results of QC sample analyses are presented in Table 1.

If you have any questions, please call.


GeoStrategies Inc. by,

*Tathyana A. Pshevlozky*

Tathyana A. Pshevlozky  
Geologist

*David H. Peterson*

David H. Peterson  
Senior Geologist  
C.E.G. 1186



TAP/DHP/kjj

- Plate 1. Vicinity Map
- Plate 2. Site Plan
- Plate 3. Potentiometric Map
- Plate 4. TPH-Gasoline Concentration Map
- Plate 5. Benzene Concentration Map

Appendix A: Analytical Laboratory Report and Chain-of-Custody

QC Review: *JFV*

761501-11

TABLE 1

## GROUND-WATER ANALYSIS DATA

WELL NO	SAMPLE DATE	ANALYSIS DATE	TPH-G (PPM)	BENZENE (PPM)	TOLUENE (PPM)	ETHYLBENZENE (PPM)	XYLENES (PPM)	WELL ELEV (FT)	STATIC WATER ELEV (FT)	PRODUCT THICKNESS (FT)	DEPTH TO WATER (FT)	pH	TEMPERATURE (F)	CONDUCTIVITY (uMHOS/cm)
S-1	28-Jan-91	13-Feb-91	<0.05	0.0045	<0.0005	<0.0005	0.0020	21.55	13.03	----	8.52	7.49	70.1	1407
S-3	28-Jan-91	13-Feb-91	64.00	4.090	0.570	1.940	8.090	21.14	12.76	----	8.38	7.07	66.4	1354
S-5	28-Jan-91	13-Feb-91	2.550	0.410	0.015	0.110	0.060	21.41	12.61	----	8.80	7.27	66.3	1744
S-6	28-Jan-91	13-Feb-91	<0.05	<0.0005	<0.0005	<0.0005	<0.0005	22.02	12.92	----	9.10	7.67	68.5	1255
S-7	28-Jan-91	13-Feb-91	<0.05	<0.0005	<0.0005	<0.0005	<0.0005	21.47	12.70	----	8.77	7.51	69.5	1531
S-8	28-Jan-91	13-Feb-91	<0.05	0.055	0.0005	<0.0005	0.0014	20.72	12.44	----	8.28	7.21	67.7	1771
S-9	28-Jan-91	13-Feb-91	1.040	0.450	0.0046	0.085	0.097	20.96	12.67	----	8.29	7.08	67.5	1646
S-10	28-Jan-91	13-Feb-91	<0.05	<0.0005	<0.0005	<0.0005	<0.0005	20.86	12.51	----	8.35	7.28	65.4	1076
S-11	28-Jan-91	13-Feb-91	0.063	<0.0005	0.0033	0.0009	0.0070	21.26	12.13	----	9.13	7.70	67.9	1267

## CURRENT REGIONAL WATER QUALITY CONTROL BOARD MAXIMUM CONTAMINANT LEVELS

Benzene 0.001 pp Xylenes 1.750 ppm Ethylbenzene 0.68 ppm

## CURRENT DHS ACTION LEVELS

Toluene 0.100 ppm

TPH-G = Total Petroleum Hydrocarbons as Gasoline

PPM = Parts Per Million

SR = Recovery Well

SRD = Recovery Well Duplicate Sample

SF = Field Blank

TB = Trip Blank

Note: 1. All data shown as &lt;x are reported as ND (none detected).

2. Static Water Elevations referenced to mean sea level (MSL). Elevations are corrected for free product using a correction factor of 0.8.

3. DHS Action Levels and MCLs are subject to change pending State review.

4. pH reported in pH units.

TABLE 1

## GROUND-WATER ANALYSIS DATA

WELL NO	SAMPLE DATE	ANALYSIS DATE	TPH-G (PPM)	BENZENE (PPM)	TOLUENE (PPM)	ETHYLBENZENE (PPM)	XYLENES (PPM)	WELL ELEV (FT)	STATIC WATER ELEV (FT)	PRODUCT THICKNESS (FT)	DEPTH TO WATER (FT)	pH	TEMPERATURE (F)	CONDUCTIVITY (UMHOS/cm)
S-12	28-Jan-91	13-Feb-91	<0.05	<0.0005	<0.0005	<0.0005	<0.0005	21.05	12.51	----	8.54	7.36	67.0	1239
S-13	28-Jan-91	13-Feb-91	<0.05	<0.0005	0.0009	<0.0005	0.0010	20.57	12.18	----	8.39	7.49	67.1	1756
S-14	28-Jan-91	13-Feb-91	0.720	0.200	0.036	0.021	0.078	20.44	12.40	----	8.04	7.30	66.0	1429
S-15	28-Jan-91	13-Feb-91	<0.05	<0.0005	0.0006	<0.0005	0.0008	22.22	13.09	----	9.13	7.85	68.9	1130
S-16	28-Jan-91	13-Feb-91	<0.05	<0.0005	0.0006	<0.0005	0.0009	21.82	13.27	----	8.55	7.48	65.8	1534
S-17	28-Jan-91	13-Feb-91	<0.05	<0.0005	<0.0005	<0.0005	<0.0005	20.95	12.41	----	8.54	7.42	66.5	1240
SR-1	28-Jan-91	13-Feb-91	1.100	0.120	0.012	0.051	0.110	21.45	13.08	----	8.37	7.25	67.4	1827
SRD-1	28-Jan-91	13-Feb-91	1.040	0.110	0.010	0.049	0.096	----	----	----	----	----	----	----
SF-6	28-Jan-91	13-Feb-91	<0.05	<0.0005	<0.0005	<0.0005	<0.0005	----	----	----	----	----	----	----
TB	18-Oct-90	30-Oct-90	<0.05	<0.0005	<0.0005	<0.0005	<0.0005	----	----	----	----	----	----	----

TABLE 2

## HISTORICAL GROUND-WATER QUALITY DATABASE

SAMPLE DATE	SAMPLE POINT	TPH-G (PPM)	BENZENE (PPM)	TOLUENE (PPM)	ETHYLBENZENE (PPM)	XYLENES (PPM)
08-Jul-85	S-1	0.52	N/A	N/A	N/A	N/A
06-Sep-88	S-1	<0.05	<0.0005	<0.001	<0.001	<0.003
16-Nov-88	S-1	<0.05	<0.0005	<0.001	<0.001	<0.003
27-Feb-89	S-1	<0.05	0.0005	<0.001	<0.001	<0.003
04-May-89	S-1	<0.05	0.001	<0.001	<0.001	<0.003
10-Aug-89	S-1	<0.05	0.0007	<0.001	<0.001	<0.003
10-Oct-89	S-1	<0.05	<0.0005	<0.001	<0.001	<0.003
25-Jan-90	S-1	<0.050	<0.0005	<0.0005	<0.0005	<0.001
18-Apr-90	S-1	<0.050	<0.0005	<0.0005	<0.0005	<0.001
23-Jul-90	S-1	<0.05	<0.0005	<0.0005	<0.0005	<0.0005
18-Oct-90	S-1	0.08	0.0050	<0.0005	<0.0005	0.0030
28-Jan-91	S-1	<0.05	.0045	<0.0005	<0.0005	0.002
08-Jul-85	S-2	2.20	N/A	N/A	N/A	N/A
06-Sep-88	S-3	96.	3.4	9.5	2.7	17.
16-Nov-88	S-3	70.	4.6	8.4	2.5	13.
27-Feb-89	S-3	32.	2.4	3.1	1.5	6.4
04-May-89	S-3	47.	4.4	6.3	2.4	15.
09-Aug-89	S-3	110.	5.7	5.7	3.2	19.
10-Oct-89	S-3	52.	4.6	3.3	2.6	15.
25-Jan-90	S-3	420.	5.2	4.1	6.7	34.
18-Apr-90	S-3	58.	3.8	1.4	2.4	12.
23-Jul-90	S-3	49.	3.4	1.8	2.3	12.
18-Oct-90	S-3	44.	3.5	0.65	2.4	11.
28-Jan-91	S-3	64.	4.09	0.57	1.94	8.09
08-Jul-85	S-4	32.	N/A	N/A	N/A	N/A
08-Jan-87	S-5	7.8	0.38	0.510	----	1.0
06-Sep-88	S-5	7.	2.6	0.06	0.4	0.7



TABLE 2

## HISTORICAL GROUND-WATER QUALITY DATABASE

SAMPLE DATE	SAMPLE POINT	TPH-G (PPM)	BENZENE (PPM)	TOLUENE (PPM)	ETHYLBENZENE (PPM)	XYLENES (PPM)
16-Nov-88	S-5	3.	0.66	0.06	0.12	0.22
27-Feb-89	S-5	5.7	2.	0.22	0.26	0.32
04-May-89	S-5	9.	3.	0.6	0.63	1.7
09-Aug-89	S-5	5.1	1.1	<0.05	0.27	0.4
10-Oct-89	S-5	15.	3.3	0.16	0.83	2.2
25-Jan-90	S-5	12.	2.4	0.36	0.57	1.4
18-Apr-90	S-5	5.2	1.1	0.04	0.30	0.46
23-Jul-90	S-5	5.5	1.3	0.14	0.32	0.73
18-Oct-90	S-5	12.	3.2	0.04	0.72	0.90
28-Jan-91	S-5	2.55	0.41	.015	0.11	0.06
16-Nov-88	S-6	0.05	0.0007	<0.001	<0.001	<0.003
27-Feb-89	S-6	<0.05	<0.0005	<0.001	<0.001	<0.003
04-May-89	S-6	<0.05	<0.0005	<0.001	<0.001	<0.003
10-Aug-89	S-6	<0.05	<0.0005	<0.001	<0.001	<0.003
10-Oct-89	S-6	<0.05	<0.0005	<0.001	<0.001	<0.003
25-Jan-90	S-6	<0.050	<0.0005	<0.0005	<0.0005	<0.001
18-Apr-90	S-6	<0.050	<0.0005	0.0006	<0.0005	0.001
23-Jul-90	S-6	<0.05	<0.0005	0.0009	<0.0005	0.0018
18-Oct-90	S-6	<0.05	<0.0005	0.0007	<0.0005	0.0008
28-Jan-91	S-6	<0.05	<0.0005	<0.0005	<0.0005	<0.0005
16-Nov-88	S-7	0.1	0.0051	0.015	0.002	0.013
27-Feb-89	S-7	0.05	0.0005	0.003	0.001	0.011
04-May-89	S-7	<0.05	<0.0005	<0.001	<0.001	<0.003
10-Aug-89	S-7	<0.05	<0.0005	<0.001	<0.001	<0.003
10-Oct-89	S-7	<0.05	<0.0005	<0.001	<0.001	<0.003
25-Jan-90	S-7	<0.050	<0.0005	<0.0005	<0.0005	<0.001
18-Apr-90	S-7	<0.050	<0.0005	<0.0005	<0.0005	<0.001
23-Jul-90	S-7	<0.05	<0.0005	<0.0005	<0.0005	<0.0005
18-Oct-90	S-7	<0.05	<0.0005	<0.0005	0.0005	0.0041

TABLE 2

## HISTORICAL GROUND-WATER QUALITY DATABASE

SAMPLE DATE	SAMPLE POINT	TPH-G (PPM)	BENZENE (PPM)	TOLUENE (PPM)	ETHYLBENZENE (PPM)	XYLENES (PPM)
28-Jan-91	S-7	<0.05	<0.0005	<0.0005	<0.0005	<0.0005
16-Nov-88	S-8	0.21	0.005	<0.001	0.001	0.005
27-Feb-89	S-8	<0.05	0.0024	<0.001	<0.001	<0.003
03-May-89	S-8	<0.05	0.0075	<0.001	0.002	<0.003
09-Aug-89	S-8	<0.05	0.0006	<0.001	<0.001	<0.003
09-Oct-89	S-8	<0.05	<0.0005	<0.001	<0.001	<0.003
25-Jan-90	S-8	<0.050	<0.0005	<0.0005	<0.0005	<0.001
18-Apr-90	S-8	<0.050	<0.0005	<0.0005	<0.0005	<0.001
23-Jul-90	S-8	<0.05	<0.0005	<0.0005	<0.0005	<0.0005
18-Oct-90	S-8	<0.05	<0.0005	<0.0005	<0.0005	<0.0005
28-Jan-91	S-8	<0.05	0.055	0.0005	<0.0005	0.0014
16-Nov-88	S-9	1.4	0.069	0.003	0.052	0.18
27-Feb-89	S-9	1.6	0.24	0.004	0.13	0.18
03-May-89	S-9	2.6	0.47	0.01	0.24	0.48
09-Aug-89	S-9	0.52	0.073	<0.01	0.04	<0.03
09-Oct-89	S-9	0.38	0.082	<0.001	0.046	0.013
25-Jan-90	S-9	0.75	0.14	0.0012	0.069	0.075
18-Apr-90	S-9	0.68	0.15	0.0017	0.050	0.037
23-Jul-90	S-9	0.49	0.094	0.0012	0.032	0.024
18-Oct-90	S-9	0.39	0.14	0.0007	0.0033	0.024
28-Jan-91	S-9	1.040	0.450	.0046	0.085	0.097
16-Nov-88	S-10	0.33	0.0005	<0.001	0.001	0.011
27-Feb-89	S-10	0.14	<0.0005	<0.003	0.002	0.006
03-May-89	S-10	0.22	<0.0005	0.001	0.002	0.007
09-Aug-89	S-10	<0.05	<0.0005	<0.001	<0.001	<0.003
09-Oct-89	S-10	0.17	<0.0005	<0.001	<0.001	<0.003
25-Jan-90	S-10	<0.050	<0.0005	<0.0005	0.0011	0.004
18-Apr-90	S-10	<0.050	<0.0005	0.0009	<0.0005	0.002

TABLE 2

## HISTORICAL GROUND-WATER QUALITY DATABASE

SAMPLE DATE	SAMPLE POINT	TPH-G (PPM)	BENZENE (PPM)	TOLUENE (PPM)	ETHYLBENZENE (PPM)	XYLENES (PPM)
23-Jul-90	S-10	0.59	<0.0005	<0.0005	0.0019	0.019
18-Oct-90	S-10	0.14	<0.0005	0.0007	<0.0005	0.0070
28-Jan-91	S-10	<0.05	<0.0005	<0.0005	<0.0005	<0.0005
16-Nov-88	S-11	<0.05	<0.0005	<0.001	<0.001	<0.003
27-Feb-89	S-11	<0.05	<0.0005	<0.001	<0.001	<0.003
03-May-89	S-11	<0.05	<0.0005	<0.001	<0.001	<0.003
09-Aug-89	S-11	<0.05	<0.0005	<0.001	<0.001	<0.003
09-Oct-89	S-11	<0.05	<0.0005	<0.001	<0.001	<0.003
25-Jan-90	S-11	<0.050	<0.0005	<0.0005	<0.0005	<0.001
18-Apr-90	S-11	<0.050	<0.0005	<0.0005	<0.0005	<0.001
23-Jul-90	S-11	<0.05	<0.0005	0.0006	<0.0005	0.0011
18-Oct-90	S-11	<0.05	<0.0005	<0.0005	<0.0005	0.0005
28-Jan-91	S-11	.063	<0.0005	0.0033	0.0009	0.007
16-Nov-88	S-12	0.05	0.0035	<0.001	<0.001	<0.003
27-Feb-89	S-12	<0.05	0.0008	<0.001	<0.001	<0.003
03-May-89	S-12	<0.05	<0.0005	<0.001	<0.001	<0.003
09-Aug-89	S-12	<0.05	<0.0005	<0.001	<0.001	<0.003
09-Oct-89	S-12	<0.05	<0.0005	<0.001	<0.001	<0.003
25-Jan-90	S-12	<0.050	<0.0005	<0.0005	<0.0005	<0.001
18-Apr-90	S-12	<0.050	<0.0005	<0.0005	<0.0005	<0.001
23-Jul-90	S-12	<0.05	<0.0005	<0.0005	<0.0005	<0.0005
18-Oct-90	S-12	<0.05	<0.0005	<0.0005	<0.0005	<0.0005
28-Jan-91	S-12	<0.05	<0.0005	<0.0005	<0.0005	<0.0005
03-May-89	S-13	0.15	0.0049	0.004	0.002	0.014
09-Aug-89	S-13	0.11	0.0029	<0.001	<0.001	<0.003
09-Oct-89	S-13	0.077	0.0014	<0.001	<0.001	<0.003
25-Jan-90	S-13	0.051	0.0005	<0.0005	<0.0005	<0.001
18-Apr-90	S-13	0.085	0.0087	<0.0005	<0.0005	<0.001

TABLE 2

## HISTORICAL GROUND-WATER QUALITY DATABASE

SAMPLE DATE	SAMPLE POINT	TPH-G (PPM)	BENZENE (PPM)	TOLUENE (PPM)	ETHYLBENZENE (PPM)	XYLENES (PPM)
23-Jul-90	S-13	0.08	0.0008	<0.0005	<0.0005	<0.0005
18-Oct-90	S-13	0.13	<0.0005	<0.0005	<0.0005	<0.0005
28-Jan-91	S-13	<0.05	<0.0005	0.0009	<0.0005	0.001
03-May-89	S-14	5.3	0.75	0.4	0.200	0.800
09-Aug-89	S-14	1.8	0.54	0.14	0.042	0.050
09-Oct-89	S-14	1.0	0.36	0.06	0.020	0.030
25-Jan-90	S-14	0.64	0.16	0.077	0.017	0.039
18-Apr-90	S-14	1.2	0.20	0.11	0.030	0.096
23-Jul-90	S-14	5.0	0.43	0.34	0.14	0.66
19-Oct-90	S-14	1.8	0.77	0.013	0.017	0.12
28-Jan-91	S-14	0.72	0.200	0.036	0.021	0.078
03-May-89	S-15	<0.05	<0.0005	<0.001	<0.001	<0.003
09-Aug-89	S-15	<0.05	<0.0005	<0.001	<0.001	<0.003
09-Oct-89	S-15	<0.05	<0.0005	<0.001	<0.001	<0.003
25-Jan-90	S-15	<0.050	<0.0005	<0.0005	<0.0005	<0.001
18-Apr-90	S-15	<0.050	<0.0005	<0.0005	<0.0005	<0.001
23-Jul-90	S-15	<0.05	<0.0005	<0.0005	<0.0005	<0.0005
18-Oct-90	S-15	<0.05	<0.0005	<0.0005	<0.0005	<0.0005
28-Jan-91	S-15	<0.05	<0.0005	0.0006	<0.0005	0.0008
04-May-89	S-16	0.38	0.044	0.003	0.002	<0.003
10-Aug-89	S-16	<0.05	0.0006	<0.001	<0.001	<0.003
10-Oct-89	S-16	<0.05	<0.0005	<0.001	<0.001	<0.003
25-Jan-90	S-16	0.24	0.16	0.0033	0.0008	0.011
18-Apr-90	S-16	<0.050	0.0010	<0.0005	<0.0005	<0.001
23-Jul-90	S-16	<0.05	0.0011	<0.0005	<0.0005	<0.0005
18-Oct-90	S-16	<0.05	<0.0005	<0.0005	<0.0005	<0.0005
28-Jan-91	S-16	<0.05	<0.0005	0.0006	<0.0005	0.0009

TABLE 2

## HISTORICAL GROUND-WATER QUALITY DATABASE

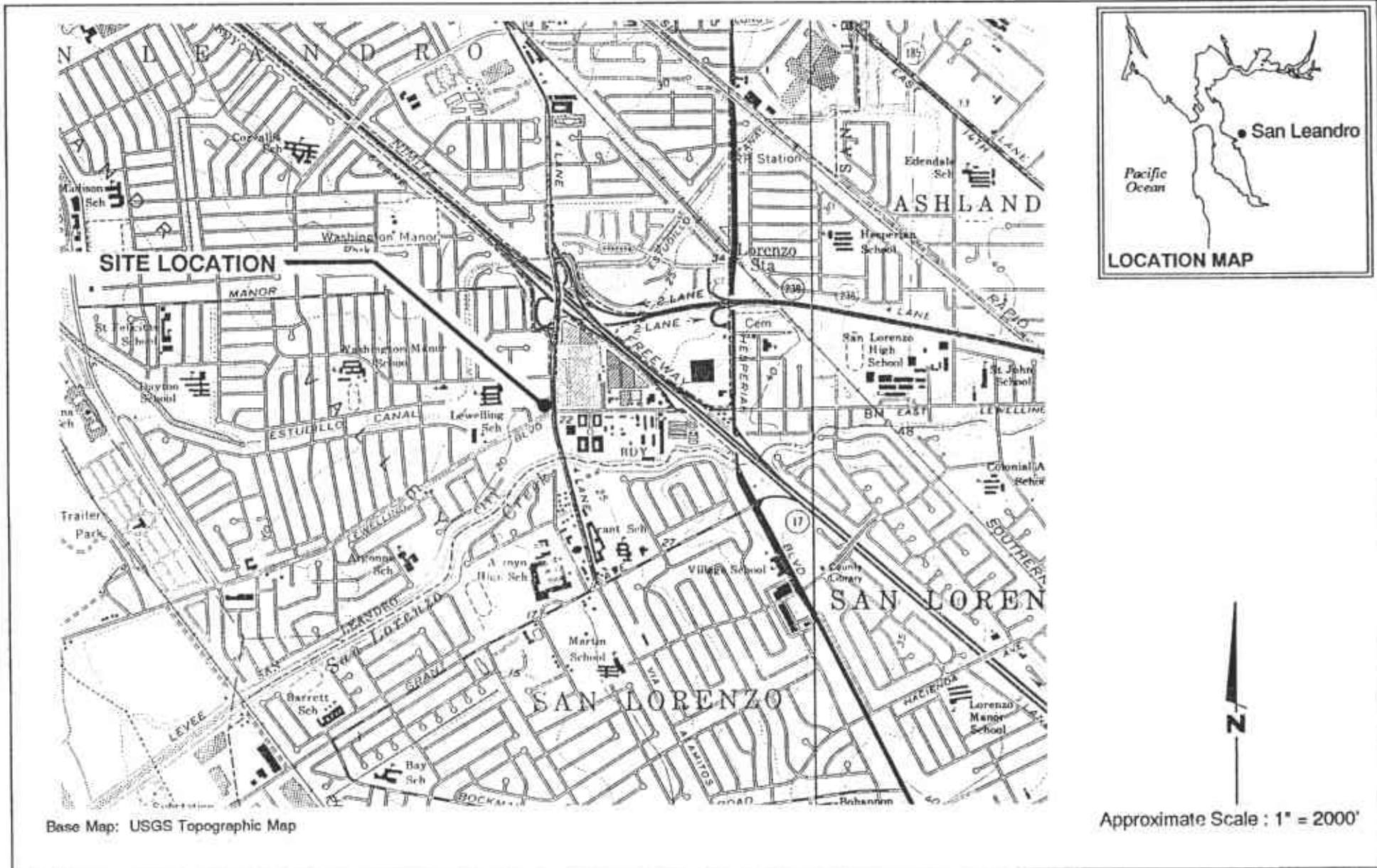
SAMPLE DATE	SAMPLE POINT	TPH-G (PPM)	BENZENE (PPM)	TOLUENE (PPM)	ETHYLBENZENE (PPM)	XYLENES (PPM)
03-May-89	S-17	<0.05	<0.005	<0.001	<0.001	<0.003
09-Aug-89	S-17	<0.05	<0.0005	<0.001	<0.001	<0.003
09-Oct-89	S-17	<0.05	<0.0005	<0.001	<0.001	<0.003
25-Jan-90	S-17	<0.050	<0.0005	<0.0005	<0.0005	<0.001
18-Apr-90	S-17	<0.050	<0.0005	<0.0005	<0.0005	<0.001
23-Jul-90	S-17	<0.05	<0.0005	<0.0005	<0.0005	<0.0005
18-Oct-90	S-17	0.39	0.010	0.062	0.022	0.11
28-Jan-91	S-17	<0.05	<0.0005	<0.0005	<0.0005	<0.0005
22-Mar-89	SR-1	5.4	1.1	0.23	0.35	1.3
25-Jan-90	SR-1	2.2	0.47	0.12	0.11	0.51
18-Apr-90	SR-1	1.0	0.13	0.047	0.047	0.22
23-Jul-90	SR-1	3.2	0.47	0.32	0.17	0.87
18-Oct-90	SR-1	1.3	0.28	0.0066	0.11	0.13
28-Jan-91	SR-1	1.1	0.120	0.012	0.051	0.110

TPH-G = Total Petroleum Hydrocarbons calculated as Gasoline

PPM = Parts per million

N/A = Not analyzed

NOTE: All data shown as <X are reported as ND (none detected)



Base Map: USGS Topographic Map



GeoStrategies Inc.

**Vicinity Map**  
 Former Shell Service Station  
 15275 Washington Avenue  
 San Leandro, California

PLATE

**1**

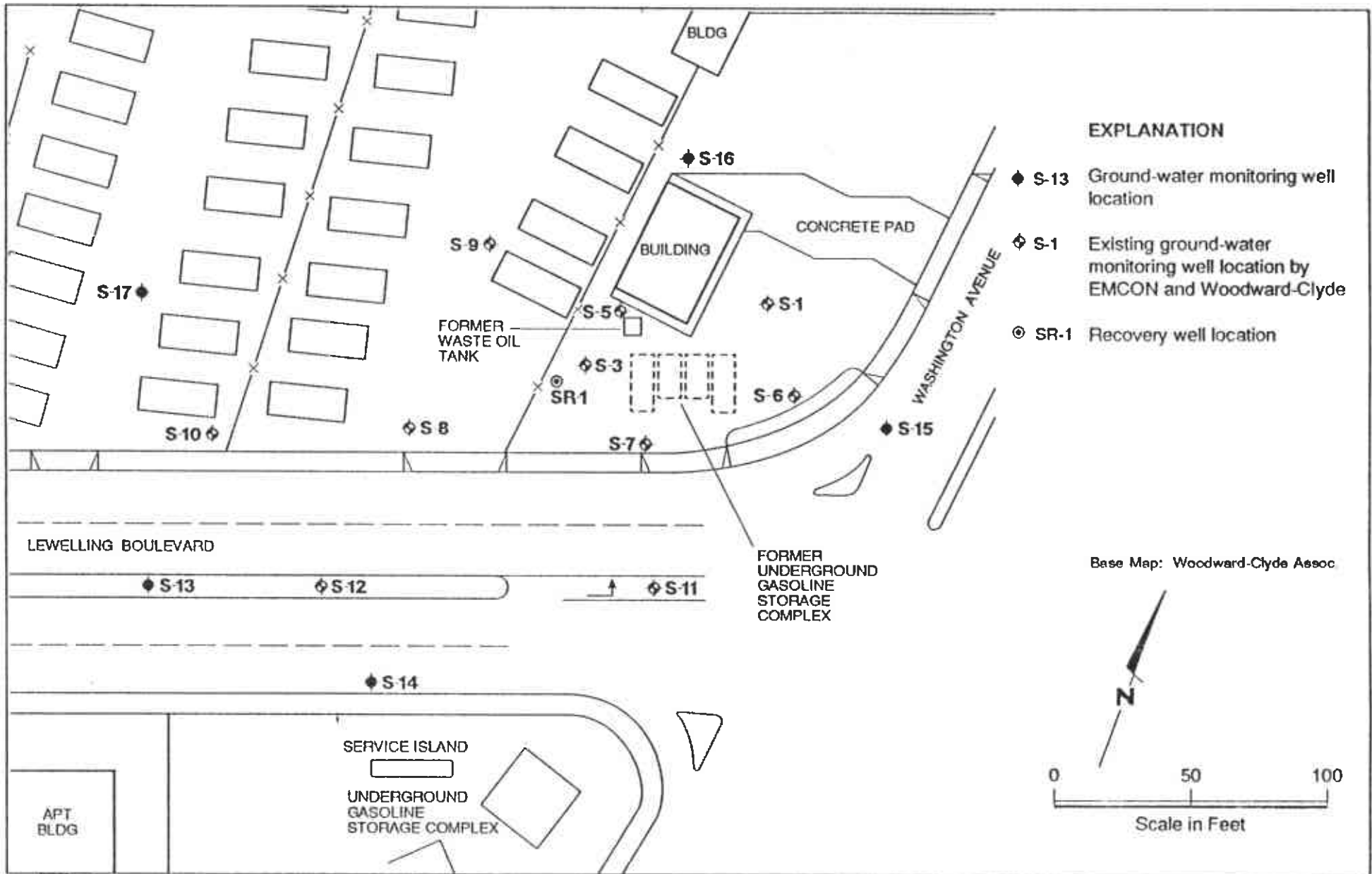
JOB NUMBER  
7615

REVIEWED BY RG/CEG

DATE  
11/89

REVISED DATE

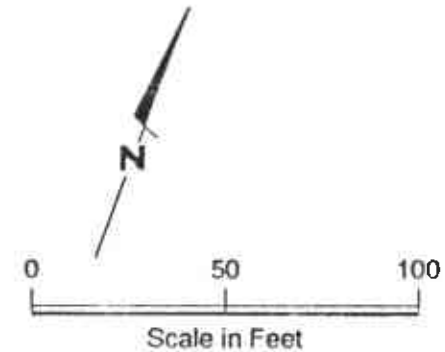
REVISED DATE



**EXPLANATION**

- ◆ S-13 Ground-water monitoring well location
- ◇ S-1 Existing ground-water monitoring well location by EMCON and Woodward-Clyde
- ⊙ SR-1 Recovery well location

Base Map: Woodward-Clyde Assoc



**Site Plan**  
 Former Shell Service Station  
 15275 Washington Avenue  
 San Leandro, California

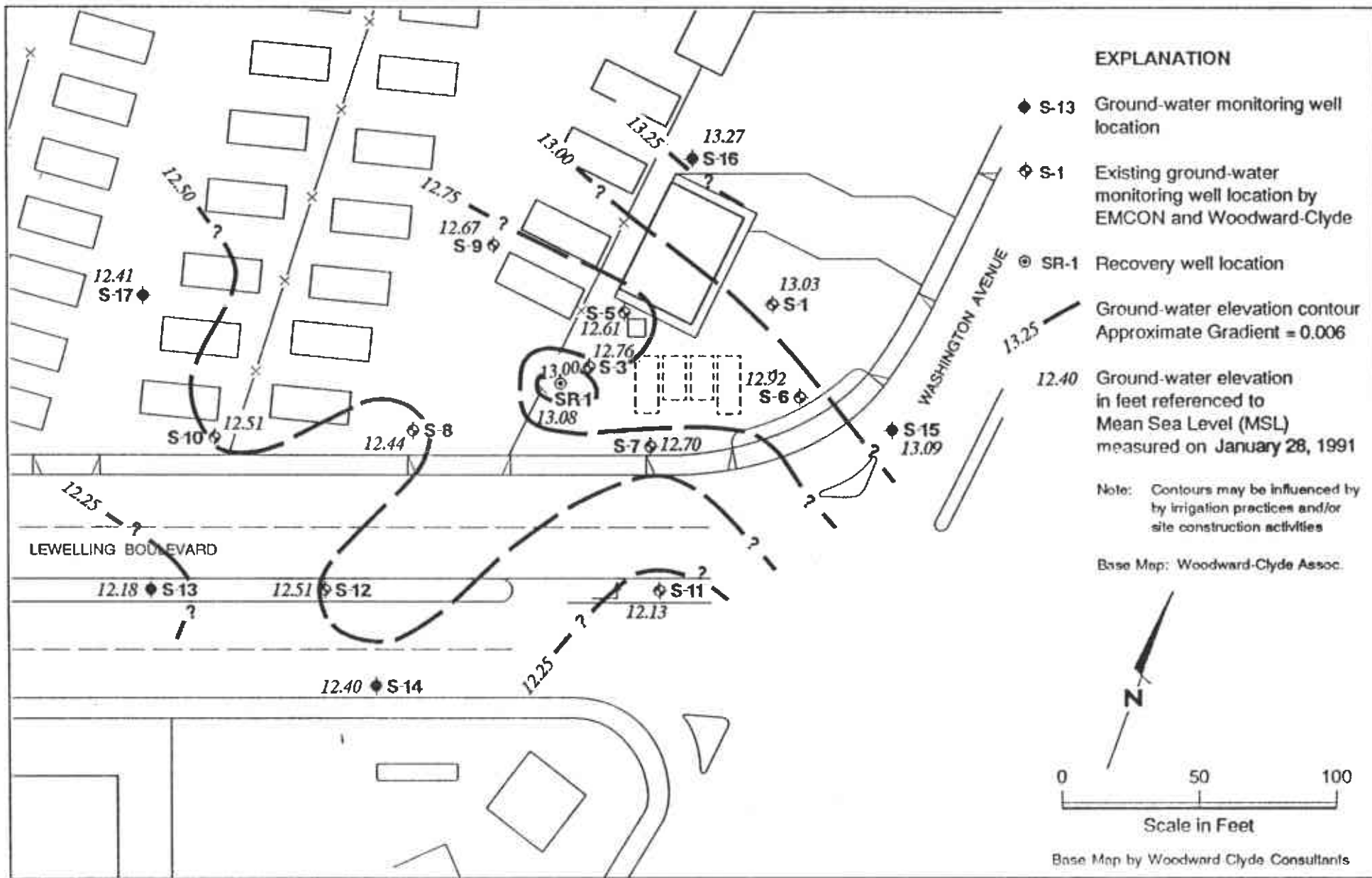
PLAT  
**2**

JOB NUMBER  
 761501-11

REVIEWED BY  
*JPV*

DATE  
 3/91

REVISED DATE      REVISED DATE

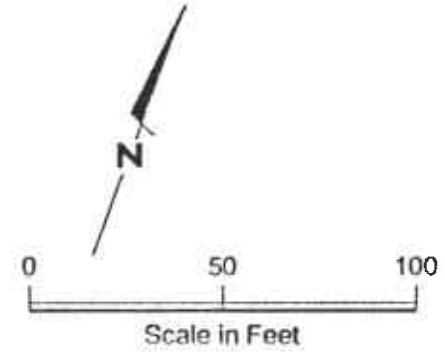


**EXPLANATION**

- ◆ S-13 Ground-water monitoring well location
- ◇ S-1 Existing ground-water monitoring well location by EMCON and Woodward-Clyde
- ⊙ SR-1 Recovery well location
- Ground-water elevation contour  
Approximate Gradient = 0.006
- 12.40 Ground-water elevation in feet referenced to Mean Sea Level (MSL) measured on January 28, 1991

Note: Contours may be influenced by irrigation practices and/or site construction activities

Base Map: Woodward-Clyde Assoc.



Base Map by Woodward Clyde Consultants



**Potentiometric Map**  
Former Shell Service Station  
15275 Washington Avenue  
San Leandro, California

DATE  
**3**

JOB NUMBER  
761501-11

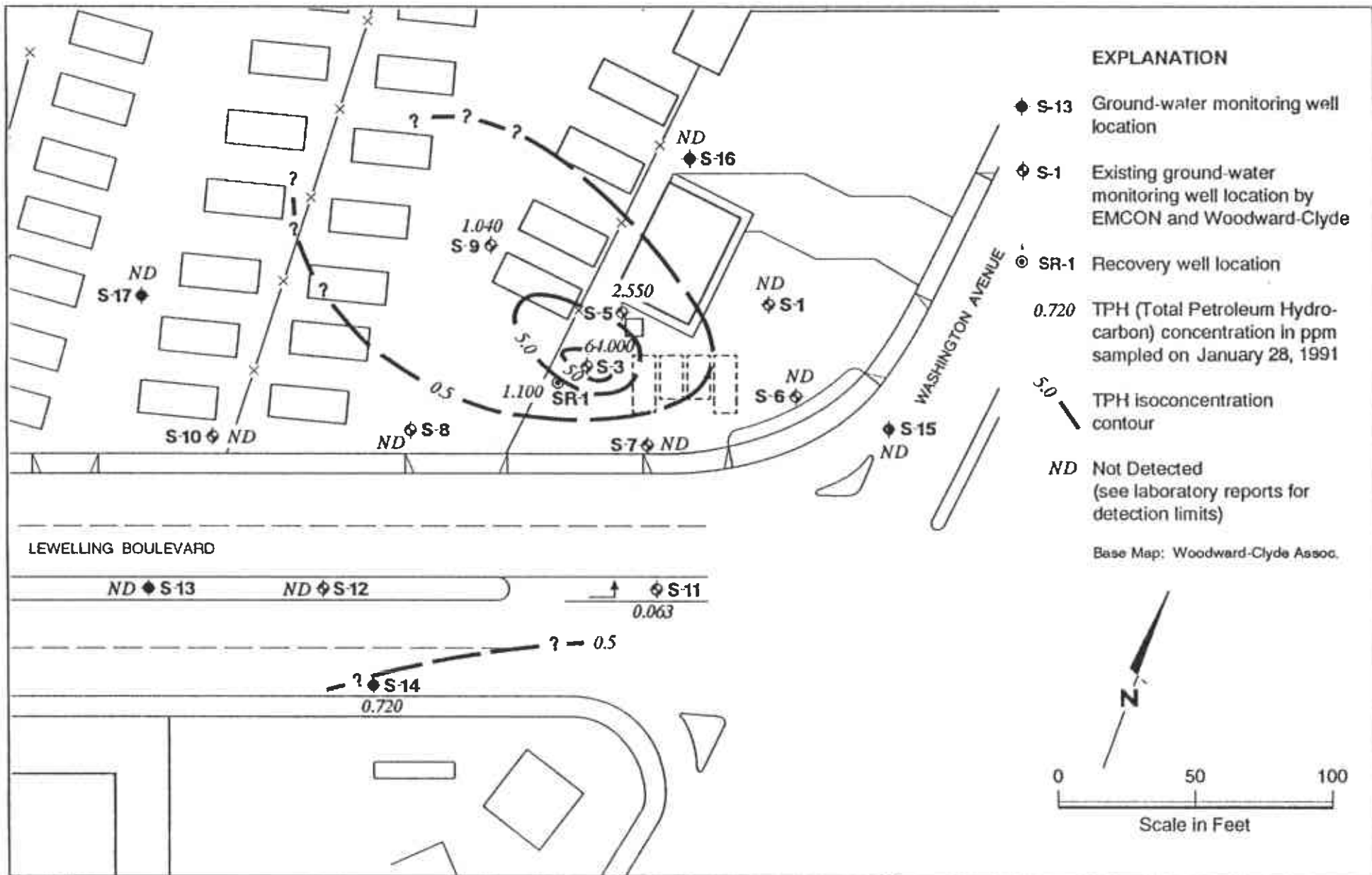
REVIEWED  
*OTV*

DATE  
3/91

REVISED DATE

REVISED DATE





**TPH Isoconcentration Map**  
Former Shell Service Station  
15275 Washington Avenue  
San Leandro, California

PLATE

**4**

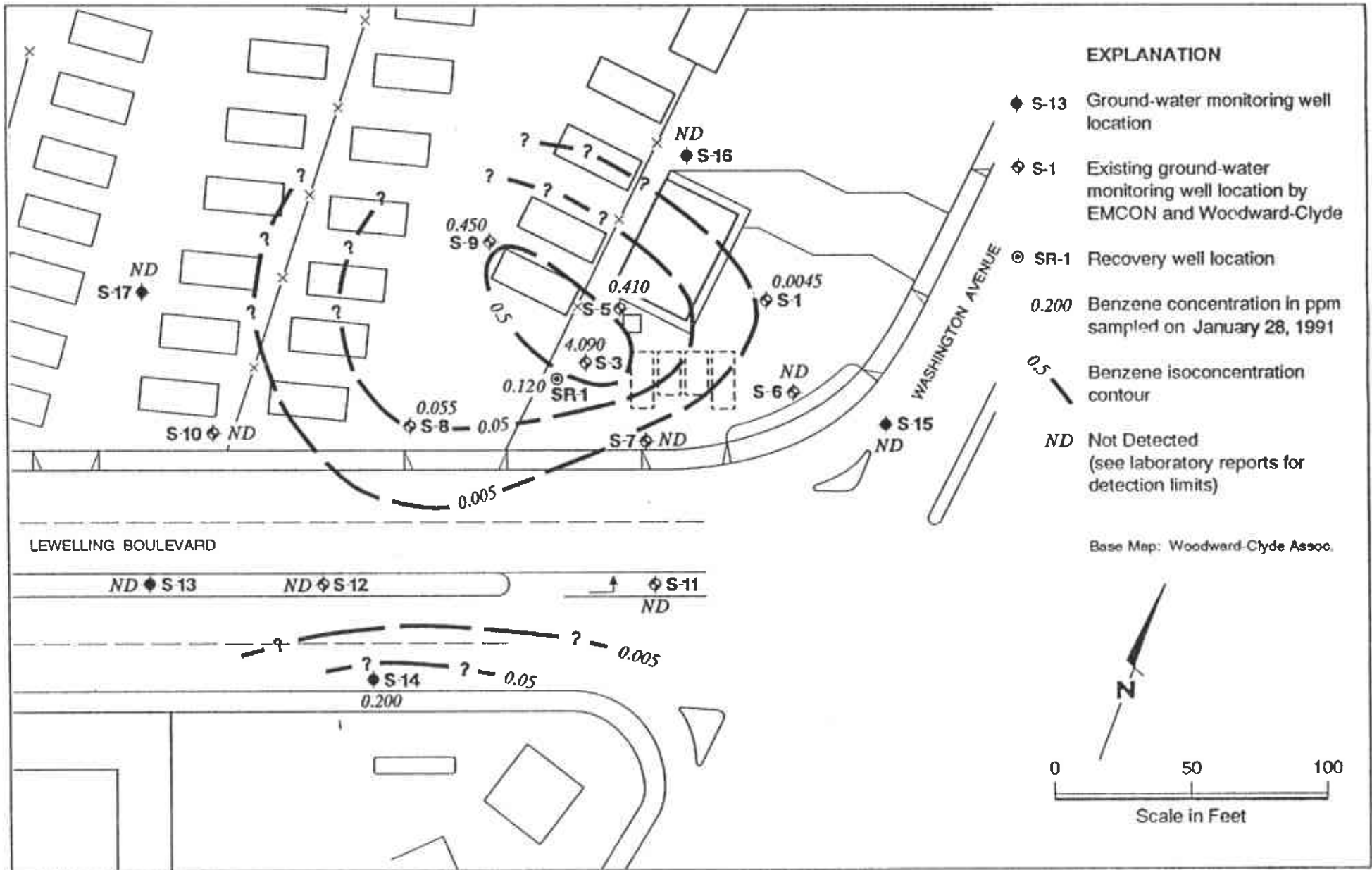
JOB NUMBER  
761501-11

REVIEWED BY  
*JPV*

DATE  
3/91

REVISED DATE

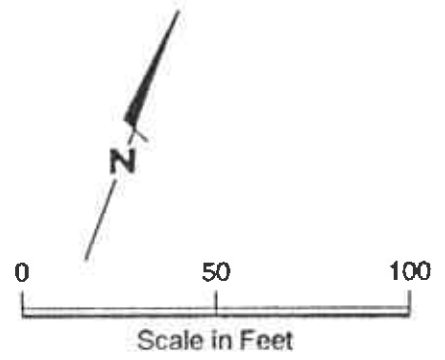
REVISED DATE



**EXPLANATION**

- ◆ S-13 Ground-water monitoring well location
- ◇ S-1 Existing ground-water monitoring well location by EMCON and Woodward-Clyde
- ⊙ SR-1 Recovery well location
- 0.200 Benzene concentration in ppm sampled on January 28, 1991
- 0.5 Benzene isoconcentration contour
- ND Not Detected (see laboratory reports for detection limits)

Base Map: Woodward-Clyde Assoc.



**Benzene Isoconcentration Map**  
 Former Shell Service Station  
 15275 Washington Avenue  
 San Leandro, California

PLATE  
**5**

JOB NUMBER  
 761501-11

REVIEWED BY  
*[Signature]*

DATE  
 3/91

REVISED DATE

REVISED DATE

**GeoStrategies Inc.**

**APPENDIX A  
ANALYTICAL LABORATORY REPORT  
CHAIN-OF-CUSTODY**

RECEIVED

FEB 15 1991

GETTLER-RYAN INC.  
GENERAL CONTRACTORS



**ANALYTICAL  
SERVICES**

**CERTIFICATE OF ANALYSIS**

Shell Oil Company  
Gettler-Ryan  
2150 West Winton  
Hayward, CA 94545  
Tom Paulson

Date: 02/15/91

P.O. Number: MOH 880-021 Vendor #I0002402

This is the Certificate of Analysis for the following samples:

Client Work ID: GR3615, 15275 Wash., S.Lndro  
Date Received: 01/29/91  
Number of Samples: 10  
Sample Type: aqueous

The results of the analysis for TPH Gas, BTEX by 8015/8020 performed by ITAS-Cerritos are attached. The sample identifications are as follows:

Client Sample ID	ITAS-San Jose Sample ID	ITAS-Cerritos Sample ID
S-1	T1-01-278-01	C1-02-004-01
S-3	T1-01-278-02	C1-02-004-02
S-5	T1-01-278-03	C1-02-004-03
S-6	T1-01-278-04	C1-02-004-04
S-7	T1-01-278-05	C1-02-004-05
S-11	T1-01-278-06	C1-02-004-06
S-13	T1-01-278-07	C1-02-004-07
S-15	T1-01-278-08	C1-02-004-08
S-16	T1-01-278-09	C1-02-004-09
SF-6	T1-01-278-10	C1-02-004-10
Matrix Spike	T1-01-278-MS	C1-02-004-11
Matrix Spike Dup.	T1-01-278-MSD	C1-02-004-12
Method Blank	T1-01-278-MB	C1-02-004-13

Reviewed and Approved:

Suzanne Veaudry  
Project Manager

American Council of Independent Laboratories  
International Association of Environmental Testing Laboratories  
American Association for Laboratory Accreditation

Company: Shell Oil Company

Date: 02/15/91

Client Work ID: GR3615, 15275 Wash., S.Lndro

---

Client Sample ID	ITAS-San Jose Sample ID	ITAS-Cerritos Sample ID
S-8	T1-01-277-01	C1-02-001-01
S-9	T1-01-277-02	C1-02-001-02
S-10	T1-01-277-03	C1-02-001-03
S-12	T1-01-277-04	C1-02-001-04
S-14	T1-01-277-05	C1-02-001-05
S-17	T1-01-277-06	C1-02-001-06
SR-1	T1-01-277-07	C1-02-001-07
SRD-1	T1-01-277-08	C1-02-001-08
Trip	T1-01-277-09	C1-02-001-09
Matrix Spike	T1-01-277-MS	C1-02-001-10
Matrix Spike Dup.	T1-01-277-MSD	C1-02-001-11
Method Blank	T1-01-277-MB	C1-02-001-12



INTERNATIONAL  
TECHNOLOGY  
CORPORATION

# ANALYTICAL SERVICES

## CERTIFICATE OF ANALYSIS

IT CORPORATION  
2055 JUNCTION AVE  
SAN JOSE CA 95131  
S. VEAUDRY

Date: 02/13/91

Work Order: C1-02-004

Project/P.O.#: 4631-327  
SHELL

This is the Certificate of Analysis for the following samples:

Client Work ID: SHELL #189993 - T1-01-278  
Date Received: 02/01/91  
Number of Samples: 13  
Sample Type: LIQUID

Shell Site: 15275 Washington  
San Leandro

Shell Engineer: J. Brastad

Wic No: 204-685-1008

Sample Type: 5440

Samples were labeled as follows:

<u>SAMPLE IDENTIFICATION</u>	<u>LABORATORY #</u>
S-1	C1-02-004-01
S-3	C1-02-004-02
S-5	C1-02-004-03
S-6	C1-02-004-04
S-7	C1-02-004-05
S-11	C1-02-004-06
S-13	C1-02-004-07
S-15	C1-02-004-08

Reviewed and Approved:

Regina A. Weist  
Project Manager

American Council of Independent Laboratories  
International Association of Environmental Testing Laboratories  
American Association for Laboratory Accreditation

Company: IT CORPORATION

Date: 02/13/91

Client Work ID: SHELL #189993 - T1-01-278

IT ANALYTICAL SERVICES  
CERRITOS, CA

Work Order: C1-02-004

---

Samples, continued from above:

<u>SAMPLE IDENTIFICATION</u>	<u>LABORATORY #</u>
S-16	C1-02-004-09
SF-6	C1-02-004-10
MATRIX SPIKE	C1-02-004-11
MATRIX SPIKE DUPLICATE	C1-02-004-12
METHOD BLANK	C1-02-004-13

Company: IT CORPORATION  
 Date: 02/13/91  
 Client Work ID: SHELL #189993 - T1-01-278

IT ANALYTICAL SERVICES  
 CERRITOS, CA

Work Order: C1-02-004

CLIENT SAMPLE ID	S-1	S-3	S-5	
LAB SAMPLE ID	C1-02-004-01	C1-02-004-02	C1-02-004-03	
SAMPLED	01/28/91	01/28/91	01/28/91	
TEST				UNITS
VOLATILE FUEL HYDROCARBONS	ND [ 50] 02/07/91	64000 [ 5000] 02/07/91	2550 [ 1000] 02/07/91	ug/L

ND indicates the parameter was not detected.  
 Detection limits are specified in [].



Company: IT CORPORATION

Date: 02/13/91

Client Work ID: SHELL #189993 - T1-01-278

IT ANALYTICAL SERVICES  
CERRITOS, CA

Work Order: C1-02-004

CLIENT SAMPLE ID	S-6	S-7	S-11	
LAB SAMPLE ID	C1-02-004-04	C1-02-004-05	C1-02-004-06	
SAMPLED	01/28/91	01/28/91	01/28/91	
TEST				UNITS
VOLATILE FUEL HYDROCARBONS	ND [ 50] 02/07/91	ND [ 50] 02/07/91	63 [ 50] 02/07/91	ug/L

ND indicates the parameter was not detected.  
Detection limits are specified in [].

Company: IT CORPORATION

Date: 02/13/91

Client Work ID: SHELL #189993 - T1-01-278

**IT ANALYTICAL SERVICES  
CERRITOS, CA**

Work Order: C1-02-004

CLIENT SAMPLE ID	S-13	S-15	S-16	UNITS
LAB SAMPLE ID	C1-02-004-07	C1-02-004-08	C1-02-004-09	
SAMPLED	01/28/91	01/28/91	01/28/91	
TEST				
VOLATILE FUEL HYDROCARBONS	ND [ 50] 02/07/91	ND [ 50] 02/07/91	ND [ 50] 02/07/91	ug/L

ND indicates the parameter was not detected.  
Detection limits are specified in [].

Company: IT CORPORATION

Date: 02/13/91

Client Work ID: SHELL #189993 - T1-01-278

**IT ANALYTICAL SERVICES  
CERRITOS, CA**

Work Order: C1-02-004

CLIENT SAMPLE ID	SF-6	MATRIX SPIKE	MATRIX SPIKE DUPLICATE	UNITS
LAB SAMPLE ID	C1-02-004-10	C1-02-004-11	C1-02-004-12	
SAMPLED	01/28/91			
TEST				
VOLATILE FUEL	ND	102	104	
HYDROCARBONS	[ 50]	[ --]	[ --]	
	02/07/91	01/09/91	01/09/91	
	ug/L	% Rec.	% Rec.	

ND indicates the parameter was not detected.  
Detection limits are specified in [ ].

Company: IT CORPORATION  
Date: 02/13/91  
Client Work ID: SHELL #189993 - T1-01-278

IT ANALYTICAL SERVICES  
CERRITOS, CA

Work Order: C1-02-004

CLIENT SAMPLE ID	METHOD BLANK	UNITS
LAB SAMPLE ID SAMPLED	C1-02-004-13	
TEST		
VOLATILE FUEL HYDROCARBONS	ND [ 50] 02/07/91	ug/L

ND indicates the parameter was not detected.  
Detection limits are specified in [].

Company: IT CORPORATION  
Date: 02/13/91  
Client Work ID: SHELL #189993 - T1-01-278

IT ANALYTICAL SERVICES  
CERRITOS, CA

Work Order: C1-02-004

TEST NAME: BTEX BY METHOD 8020

SAMPLE ID: S-1  
LAB SAMPLE ID: C102004-01A  
SAMPLE DATE: 01/28/91  
ANALYSIS DATE: 02/07/91

	Results in	ug/L:	Detection Limit
Benzene		4.5	0.5
Toluene		ND	0.5
Ethylbenzene		ND	0.5
Xylenes (total)		2.0	0.5

Surrogate	% Recovery
A,A,A-Trifluorotoluene	103
1-Chloro-2-fluorobenzene	

Comments: 'ND' or '<' indicates that the compound is not detected at the specified limit.  
'NA' indicates not applicable

Company: IT CORPORATION  
Date: 02/13/91  
Client Work ID: SHELL #189993 - T1-01-278

IT ANALYTICAL SERVICES  
CERRITOS, CA

Work Order: C1-02-004

TEST NAME: BTEX BY METHOD 8020

SAMPLE ID: S-3  
LAB SAMPLE ID: C102004-02A  
SAMPLE DATE: 01/28/91  
ANALYSIS DATE: 02/07/91

	Results in	ug/L:	Detection Limit
Benzene		4090	50
Toluene		570	50
Ethylbenzene		1940	50
Xylenes (total)		8090	100

Surrogate	% Recovery
A,A,A-Trifluorotoluene	114
1-Chloro-2-fluorobenzene	

Comments: 'ND' or '<' indicates that the compound is not detected at the specified limit.  
'NA' indicates not applicable

Company: IT CORPORATION  
Date: 02/13/91  
Client Work ID: SHELL #189993 - T1-01-278

IT ANALYTICAL SERVICES  
CERRITOS, CA

Work Order: C1-02-004

TEST NAME: BTEX BY METHOD 8020

SAMPLE ID: S-5  
LAB SAMPLE ID: C102004-03A  
SAMPLE DATE: 01/28/91  
ANALYSIS DATE: 02/07/91

	Results in	ug/L:	Detection Limit
Benzene		410	10
Toluene		15	10
Ethylbenzene		110	10
Xylenes (total)		60	10

Surrogate	% Recovery
A,A,A-Trifluorotoluene	105
1-Chloro-2-fluorobenzene	

Comments: 'ND' or '<' indicates that the compound is not detected at the specified limit.  
'NA' indicates not applicable

Company: IT CORPORATION  
Date: 02/13/91  
Client Work ID: SHELL #189993 - T1-01-278

IT ANALYTICAL SERVICES  
CERRITOS, CA

Work Order: C1-02-004

TEST NAME: BTEX BY METHOD 8020

SAMPLE ID: S-6  
LAB SAMPLE ID: C102004-04A  
SAMPLE DATE: 01/28/91  
ANALYSIS DATE: 02/07/91

	Results in	ug/L:	Detection Limit
Benzene		ND	0.5
Toluene		ND	0.5
Ethylbenzene		ND	0.5
Xylenes (total)		ND	0.5

Surrogate	% Recovery
A,A,A-Trifluorotoluene	96
1-Chloro-2-fluorobenzene	

Comments: 'ND' or '<' indicates that the compound is not detected at the specified limit.  
'NA' indicates not applicable



Company: IT CORPORATION  
Date: 02/13/91  
Client Work ID: SHELL #189993 - T1-01-278

IT ANALYTICAL SERVICES  
CERRITOS, CA

Work Order: C1-02-004

TEST NAME: BTEX BY METHOD 8020

SAMPLE ID: S-7  
LAB SAMPLE ID: C102004-05A  
SAMPLE DATE: 01/28/91  
ANALYSIS DATE: 02/07/91

	Results in	ug/L:	Detection Limit
Benzene		ND	0.5
Toluene		ND	0.5
Ethylbenzene		ND	0.5
Xylenes (total)		ND	0.5

Surrogate	% Recovery
A, A, A-Trifluorotoluene	99
1-Chloro-2-fluorobenzene	

Comments: 'ND' or '<' indicates that the compound is not detected at the specified limit.  
'NA' indicates not applicable

Company: IT CORPORATION  
Date: 02/13/91  
Client Work ID: SHELL #189993 - T1-01-278

IT ANALYTICAL SERVICES  
CERRITOS, CA

Work Order: C1-02-004

---

TEST NAME: BTEX BY METHOD 8020

SAMPLE ID: S-11  
LAB SAMPLE ID: C102004-06A  
SAMPLE DATE: 01/28/91  
ANALYSIS DATE: 02/07/91

	Results in	ug/L:	Detection Limit
Benzene		ND	0.5
Toluene		3.3	0.5
Ethylbenzene		0.9	0.5
Xylenes (total)		7.0	0.5

Surrogate	% Recovery
A, A, A-Trifluorotoluene	98
1-Chloro-2-fluorobenzene	

Comments: 'ND' or '<' indicates that the compound is not detected at the specified limit.  
'NA' indicates not applicable

Company: IT CORPORATION  
Date: 02/13/91  
Client Work ID: SHELL #189993 - T1-01-278

IT ANALYTICAL SERVICES  
CERRITOS, CA

Work Order: C1-02-004

TEST NAME: BTEX BY METHOD 8020

SAMPLE ID: S-13  
LAB SAMPLE ID: C102004-07A  
SAMPLE DATE: 01/28/91  
ANALYSIS DATE: 02/07/91

	Results in	ug/L:	Detection Limit
Benzene		ND	0.5
Toluene		0.9	0.5
Ethylbenzene		ND	0.5
Xylenes (total)		1.0	0.5

Surrogate	% Recovery
A, A, A-Trifluorotoluene	106
1-Chloro-2-fluorobenzene	

Comments: 'ND' or '<' indicates that the compound is not detected at the specified limit.  
'NA' indicates not applicable

Company: IT CORPORATION  
Date: 02/13/91  
Client Work ID: SHELL #189993 - T1-01-278

IT ANALYTICAL SERVICES  
CERRITOS, CA

Work Order: C1-02-004

TEST NAME: BTEX BY METHOD 8020

SAMPLE ID: S-15  
LAB SAMPLE ID: C102004-08A  
SAMPLE DATE: 01/28/91  
ANALYSIS DATE: 02/07/91

	Results in	ug/L:	Detection Limit
Benzene		ND	0.5
Toluene		0.6	0.5
Ethylbenzene		ND	0.5
Xylenes (total)		0.8	0.5

Surrogate	% Recovery
A,A,A-Trifluorotoluene	97
1-Chloro-2-fluorobenzene	

Comments: 'ND' or '<' indicates that the compound is not detected at the specified limit.  
'NA' indicates not applicable

Company: IT CORPORATION  
Date: 02/13/91  
Client Work ID: SHELL #189993 - T1-01-278

IT ANALYTICAL SERVICES  
CERRITOS, CA

Work Order: C1-02-004

TEST NAME: BTEX BY METHOD 8020

SAMPLE ID: S-16  
LAB SAMPLE ID: C102004-09A  
SAMPLE DATE: 01/28/91  
ANALYSIS DATE: 02/07/91

	Results in	ug/L:	Detection Limit
Benzene		ND	0.5
Toluene		0.6	0.5
Ethylbenzene		ND	0.5
Xylenes (total)		0.9	0.5

Surrogate	% Recovery
A,A,A-Trifluorotoluene	94
1-Chloro-2-fluorobenzene	

Comments: 'ND' or '<' indicates that the compound is not detected at the specified limit.  
'NA' indicates not applicable

Company: IT CORPORATION  
Date: 02/13/91  
Client Work ID: SHELL #189993 - T1-01-278

IT ANALYTICAL SERVICES  
CERRITOS, CA

Work Order: C1-02-004

TEST NAME: BTEX BY METHOD 8020

SAMPLE ID: SF-6  
LAB SAMPLE ID: C102004-10A  
SAMPLE DATE: 01/28/91  
ANALYSIS DATE: 02/07/91

	Results in	ug/L:	Detection Limit
Benzene		ND	0.5
Toluene		ND	0.5
Ethylbenzene		ND	0.5
Xylenes (total)		ND	0.5

Surrogate	% Recovery
A,A,A-Trifluorotoluene	94
1-Chloro-2-fluorobenzene	

Comments: 'ND' or '<' indicates that the compound is not detected at the specified limit.  
'NA' indicates not applicable

Company: IT CORPORATION  
Date: 02/13/91  
Client Work ID: SHELL #189993 - T1-01-278

IT ANALYTICAL SERVICES  
CERRITOS, CA

Work Order: C1-02-004

TEST NAME: BTEX BY METHOD 8020

SAMPLE ID: MATRIX SPIKE  
LAB SAMPLE ID: C102004-11A  
SAMPLE DATE: not spec  
ANALYSIS DATE: 12/31/91

	Results in	% Rec.:	Detection Limit
Benzene		104	-
Toluene		98	-
Ethylbenzene		99	-
Xylenes (total)		100	-

Surrogate	% Recovery
A,A,A-Trifluorotoluene	93
1-Chloro-2-fluorobenzene	

Comments: 'ND' or '<' indicates that the compound is not detected at the specified limit.  
'NA' indicates not applicable

Company: IT CORPORATION  
Date: 02/13/91  
Client Work ID: SHELL #189993 - T1-01-278

IT ANALYTICAL SERVICES  
CERRITOS, CA

Work Order: C1-02-004

TEST NAME: BTEX BY METHOD 8020

SAMPLE ID: MATRIX SPIKE DUPLICATE  
LAB SAMPLE ID: C102004-12A  
SAMPLE DATE: not spec  
ANALYSIS DATE: 12/31/91

	Results in	% Rec.:	Detection Limit
Benzene		95	-
Toluene		93	-
Ethylbenzene		94	-
Xylenes (total)		95	-

Surrogate	% Recovery
A, A, A-Trifluorotoluene	84
1-Chloro-2-fluorobenzene	

Comments: 'ND' or '<' indicates that the compound is not detected at the specified limit.  
'NA' indicates not applicable



Company: IT CORPORATION  
Date: 02/13/91  
Client Work ID: SHELL #189993 - T1-01-278

IT ANALYTICAL SERVICES  
CERRITOS, CA

Work Order: C1-02-004

TEST NAME: BTEX BY METHOD 8020

SAMPLE ID: METHOD BLANK  
LAB SAMPLE ID: C102004-13A  
SAMPLE DATE: not spec  
ANALYSIS DATE: 02/07/91

	Results in	ug/L:	Detection Limit
Benzene		ND	0.5
Toluene		ND	0.5
Ethylbenzene		ND	0.5
Xylenes (total)		ND	0.5

Surrogate	% Recovery
A,A,A-Trifluorotoluene	103
1-Chloro-2-fluorobenzene	

Comments: 'ND' or '<' indicates that the compound is not detected at the specified limit.  
'NA' indicates not applicable

Company: IT CORPORATION

Date: 02/13/91

Client Work ID: SHELL #189993 - T1-01-278

Work Order: C1-02-004

## Shell Summary

Client Sample ID	Volatile Fuel Hydrocarbons ug/L(50)	Benzene ug/L	Toluene ug/L	Ethyl- Benzene ug/L	Xylenes ug/L
-----	-----	-----	-----	-----	-----
S-1	ND	4.5(0.5)	ND(0.5)	ND(0.5)	2.0(0.5)
S-3	64000(5000)	4090(50)	570(50)	1940(50)	8090(2.5)
S-5	2550(1000)	410(10)	15(10)	110(10)	60(10)
S-6	ND	ND(0.5)	ND(0.5)	ND(0.5)	ND(0.5)
S-7	ND	ND(0.5)	ND(0.5)	ND(0.5)	ND(0.5)
S-11	63	ND(0.5)	3.3(0.5)	0.9(0.5)	7.0(0.5)
S-13	ND	ND(0.5)	0.9(0.5)	ND(0.5)	1.0(0.5)
S-15	ND	ND(0.5)	0.6(0.5)	ND(0.5)	0.8(0.5)
S-16	ND	ND(0.5)	0.6(0.5)	ND(0.5)	0.9(0.5)
SF-6	ND	ND(0.5)	ND(0.5)	ND(0.5)	ND(0.5)

Company: IT CORPORATION

Date: 02/13/91

Client Work ID: SHELL #189993 - T1-01-278

IT ANALYTICAL SERVICES  
CERRITOS, CA

Work Order: C1-02-004

---

TEST NAME VOLATILE FUEL HYDROCARBONS TEST CODE 8015L

Low boiling fuel hydrocarbons are analyzed by methods established by the California DHS' LUFT manual. An aliquot of the sample is purged with helium and the volatile fuel hydrocarbons are transferred to the vapor phase. The vapor is swept through a sorbent column where the hydrocarbons are adsorbed. Upon completion, the sorbent column is heated and backflushed onto a gas chromatograph equipped with a 30 meter capillary column. Detection and quantitation is made by a flame ionization detector. Leaded gasoline is used as the calibration standard.

TEST NAME BTEX BY METHOD 8020

TEST CODE BTEX\_W

The sample was analyzed for benzene, toluene, ethylbenzene and total xylenes according to USEPA Methods 8020 and 5030. An aliquot of the sample is purged with helium and the volatile compounds are transferred to the vapor phase. The vapor is swept through a sorbent column where the aromatics are adsorbed. Upon completion the sorbent column is heated and backflushed onto a GC column. The trapped compounds are separated by the megabore column and detected by a photoionization detector.

**CERTIFICATE OF ANALYSIS**

IT CORPORATION  
2055 JUNCTION AVE  
SAN JOSE CA 95131  
S. VEAUDRY

Date: 02/13/91

Work Order: C1-02-001

Project/P.O.#: 4631-326  
SHELL

This is the Certificate of Analysis for the following samples:

Client Work ID: SHELL #189993 - T1-01-277  
Date Received: 02/01/91  
Number of Samples: 12  
Sample Type: LIQUID

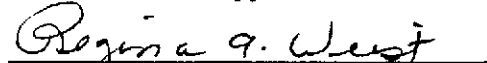
Shell Site: 15275 Washington  
San Leandro, CA.

Shell Engineer: J. Brasdad  
Wic No. 2004-6852-1008  
Class Type: 5440

Samples were labeled as follows:

<u>SAMPLE IDENTIFICATION</u>	<u>LABORATORY #</u>
S-8	C1-02-001-01
S-9	C1-02-001-02
S-10	C1-02-001-03
S-12	C1-02-001-04
S-14	C1-02-001-05
S-17	C1-02-001-06
SR-1	C1-02-001-07
SRD-1	C1-02-001-08

Reviewed and Approved:



Regina A. Weist  
Project Manager

Company: IT CORPORATION  
Date: 02/13/91  
Client Work ID: SHELL #189993 - T1-01-277

IT ANALYTICAL SERVICES  
CERRITOS, CA

Work Order: C1-02-001

---

Samples, continued from above:

<u>SAMPLE IDENTIFICATION</u>	<u>LABORATORY #</u>
TRIP	C1-02-001-09
MATRIX SPIKE	C1-02-001-10
MATRIX SPIKE DUPLICATE	C1-02-001-11
METHOD BLANK	C1-02-001-12

Company: IT CORPORATION

Date: 02/13/91

Client Work ID: SHELL #189993 - T1-01-277

IT ANALYTICAL SERVICES  
CERRITOS, CA

Work Order: C1-02-001

CLIENT SAMPLE ID	S-8	S-9	S-10	
LAB SAMPLE ID	C1-02-001-01	C1-02-001-02	C1-02-001-03	
SAMPLED	01/28/91	01/28/91	01/28/91	
TEST				UNITS
VOLATILE FUEL HYDROCARBONS	ND [ 50] 02/07/91	1040 [ 50] 02/07/91	ND [ 50] 02/07/91	ug/L

ND indicates the parameter was not detected.  
Detection limits are specified in [ ].

Company: IT CORPORATION  
 Date: 02/13/91  
 Client Work ID: SHELL #189993 - T1-01-277

**IT ANALYTICAL SERVICES  
 CERRITOS, CA**

Work Order: C1-02-001

CLIENT SAMPLE ID	S-12	S-14	S-17	
LAB SAMPLE ID	C1-02-001-04	C1-02-001-05	C1-02-001-06	
SAMPLED	01/28/91	01/28/91	01/28/91	
TEST				UNITS
VOLATILE FUEL HYDROCARBONS	ND [ 50] 02/07/91	720 [ 50] 02/07/91	ND [ 50] 02/07/91	ug/L

ND indicates the parameter was not detected.  
 Detection limits are specified in {}.

Company: IT CORPORATION

Date: 02/13/91

Client Work ID: SHELL #189993 - T1-01-277

**IT ANALYTICAL SERVICES  
CERRITOS, CA**

Work Order: C1-02-001

CLIENT SAMPLE ID	SR-1	SRD-1	TRIP	
LAB SAMPLE ID	C1-02-001-07	C1-02-001-08	C1-02-001-09	
SAMPLED	01/28/91	01/28/91	01/28/91	
TEST				UNITS
VOLATILE FUEL	1100	1040	ND	ug/L
HYDROCARBONS	[ 50]	[ 50]	[ 50]	
	02/07/91	02/07/91	02/07/91	

ND indicates the parameter was not detected.  
Detection limits are specified in [ ].



Company: IT CORPORATION

Date: 02/13/91

Client Work ID: SHELL #189993 - T1-01-277

IT ANALYTICAL SERVICES  
CERRITOS, CA

Work Order: C1-02-001

CLIENT SAMPLE ID	MATRIX SPIKE	MATRIX SPIKE DUPLICATE	METHOD BLANK	UNITS
LAB SAMPLE ID SAMPLED	C1-02-001-10	C1-02-001-11	C1-02-001-12	
TEST				
VOLATILE FUEL HYDROCARBONS	91 [ --] 02/08/91 % Rec.	93 [ --] 02/08/91 % Rec.	ND [ 50] 02/07/91 ug/L	

ND indicates the parameter was not detected.  
Detection limits are specified in [ ].

Company: IT CORPORATION

Date: 02/13/91

Client Work ID: SHELL #189993 - T1-01-277

IT ANALYTICAL SERVICES  
CERRITOS, CA

Work Order: C1-02-001

TEST NAME: BTEX BY METHOD 8020

SAMPLE ID: S-8

LAB SAMPLE ID: C102001-01A

SAMPLE DATE: 01/28/91

ANALYSIS DATE: 02/07/91

	Results in	ug/L:	Detection Limit
Benzene		55	0.5
Toluene		0.5	0.5
Ethylbenzene		ND	0.5
Xylenes (total)		00.1.4	0.5

Surrogate	% Recovery
A,A,A-Trifluorotoluene	103
1-Chloro-2-fluorobenzene	

Comments: 'ND' or '<' indicates that the compound is not detected at the specified limit.  
'NA' indicates not applicable

Company: IT CORPORATION

Date: 02/13/91

Client Work ID: SHELL #189993 - T1-01-277

IT ANALYTICAL SERVICES  
CERRITOS, CA

Work Order: C1-02-001

TEST NAME: BTEX BY METHOD 8020

SAMPLE ID: S-9

LAB SAMPLE ID: C102001-02A

SAMPLE DATE: 01/28/91

ANALYSIS DATE: 02/08/91

	Results in	ug/L:	Detection Limit
Benzene		450	2.5
Toluene		4.6	2.5
Ethylbenzene		85	2.5
Xylenes (total)		97	2.5

Surrogate	% Recovery
A,A,A-Trifluorotoluene	100
1-Chloro-2-fluorobenzene	

Comments: 'ND' or '<' indicates that the compound is not detected at the specified limit.  
'NA' indicates not applicable.

Company: IT CORPORATION  
Date: 02/13/91  
Client Work ID: SHELL #189993 - T1-01-277

IT ANALYTICAL SERVICES  
CERRITOS, CA

Work Order: C1-02-001

---

TEST NAME: BTEX BY METHOD 8020

SAMPLE ID: S-10  
LAB SAMPLE ID: C102001-03A  
SAMPLE DATE: 01/28/91  
ANALYSIS DATE: 02/07/91

	Results in	ug/L:	Detection Limit
Benzene		ND	0.5
Toluene		ND	0.5
Ethylbenzene		ND	0.5
Xylenes (total)		ND	0.5

Surrogate	% Recovery
A,A,A-Trifluorotoluene	96
1-Chloro-2-fluorobenzene	

Comments: 'ND' or '<' indicates that the compound is not detected at the specified limit.  
'NA' indicates not applicable

Company: IT CORPORATION  
Date: 02/13/91  
Client Work ID: SHELL #189993 - T1-01-277

IT ANALYTICAL SERVICES  
CERRITOS, CA

Work Order: C1-02-001

TEST NAME: BTEX BY METHOD 8020

SAMPLE ID: S-12  
LAB SAMPLE ID: C102001-04A  
SAMPLE DATE: 01/28/91  
ANALYSIS DATE: 02/07/91

	Results in	ug/L:	Detection Limit
Benzene		ND	0.5
Toluene		ND	0.5
Ethylbenzene		ND	0.5
Xylenes (total)		ND	0.5

Surrogate	% Recovery
A,A,A-Trifluorotoluene	97
1-Chloro-2-fluorobenzene	

Comments: 'ND' or '<' indicates that the compound is not detected at the specified limit.  
'NA' indicates not applicable

Company: IT CORPORATION  
Date: 02/13/91  
Client Work ID: SHELL #189993 - T1-01-277

IT ANALYTICAL SERVICES  
CERRITOS, CA

Work Order: C1-02-001

TEST NAME: BTEX BY METHOD 8020

SAMPLE ID: S-14  
LAB SAMPLE ID: C102001-05A  
SAMPLE DATE: 01/28/91  
ANALYSIS DATE: 02/08/91

	Results in	ug/L:	Detection Limit
Benzene		200	2.5
Toluene		36	2.5
Ethylbenzene		21	2.5
Xylenes (total)		78	2.5

Surrogate	% Recovery
A,A,A-Trifluorotoluene	97
1-Chloro-2-fluorobenzene	

Comments: 'ND' or '<' indicates that the compound is not detected at the specified limit.  
'NA' indicates not applicable

Company: IT CORPORATION

Date: 02/13/91

Client Work ID: SHELL #189993 - T1-01-277

IT ANALYTICAL SERVICES  
CERRITOS, CA

Work Order: C1-02-001

TEST NAME: BTEX BY METHOD 8020

SAMPLE ID: S-17

LAB SAMPLE ID: C102001-06A

SAMPLE DATE: 01/28/91

ANALYSIS DATE: 02/07/91

	Results in	ug/L:	Detection Limit
Benzene		ND	0.5
Toluene		ND	0.5
Ethylbenzene		ND	0.5
Xylenes (total)		ND	0.5

Surrogate	% Recovery
A,A,A-Trifluorotoluene	95
1-Chloro-2-fluorobenzene	

Comments: 'ND' or '<' indicates that the compound is not detected at the specified limit.  
'NA' indicates not applicable

Company: IT CORPORATION

Date: 02/13/91

Client Work ID: SHELL #189993 - T1-01-277

IT ANALYTICAL SERVICES  
CERRITOS, CA

Work Order: C1-02-001

TEST NAME: BTEX BY METHOD 8020

SAMPLE ID: SR-1

LAB SAMPLE ID: C102001-07A

SAMPLE DATE: 01/28/91

ANALYSIS DATE: 02/08/91

	Results in	ug/L:	Detection Limit
Benzene		120	2.5
Toluene		12	2.5
Ethylbenzene		51	2.5
Xylenes (total)		110	2.5

Surrogate	% Recovery
A,A,A-Trifluorotoluene	95
1-Chloro-2-fluorobenzene	

Comments: 'ND' or '<' indicates that the compound is not detected at the specified limit.  
'NA' indicates not applicable



Company: IT CORPORATION  
Date: 02/13/91  
Client Work ID: SHELL #189993 - T1-01-277

IT ANALYTICAL SERVICES  
CERRITOS, CA

Work Order: C1-02-001

TEST NAME: BTEX BY METHOD 8020

SAMPLE ID: SRD-1  
LAB SAMPLE ID: C102001-08A  
SAMPLE DATE: 01/28/91  
ANALYSIS DATE: 02/08/91

	Results in	ug/L:	Detection Limit
Benzene		110	2.5
Toluene		10	2.5
Ethylbenzene		49	2.5
Xylenes (total)		96	2.5

Surrogate	% Recovery
A,A,A-Trifluorotoluene	92
1-Chloro-2-fluorobenzene	

Comments: 'ND' or '<' indicates that the compound is not detected at the specified limit.  
'NA' indicates not applicable

Company: IT CORPORATION

Date: 02/13/91

Client Work ID: SHELL #189993 - T1-01-277

IT ANALYTICAL SERVICES  
CERRITOS, CA

Work Order: C1-02-001

TEST NAME: BTEX BY METHOD 8020

SAMPLE ID: TRIP

LAB SAMPLE ID: C102001-09A

SAMPLE DATE: 01/28/91

ANALYSIS DATE: 02/07/91

	Results in	ug/L:	Detection Limit
Benzene		ND	0.5
Toluene		ND	0.5
Ethylbenzene		ND	0.5
Xylenes (total)		ND	0.5

Surrogate	% Recovery
A,A,A-Trifluorotoluene	93
1-Chloro-2-fluorobenzene	

Comments: 'ND' or '<' indicates that the compound is not detected at the specified limit.  
'NA' indicates not applicable

Company: IT CORPORATION  
Date: 02/13/91  
Client Work ID: SHELL #189993 - T1-01-277

IT ANALYTICAL SERVICES  
CERRITOS, CA

Work Order: C1-02-001

TEST NAME: BTEX BY METHOD 8020

SAMPLE ID: MATRIX SPIKE  
LAB SAMPLE ID: C102001-10A  
SAMPLE DATE: not spec  
ANALYSIS DATE: 02/08/91

	Results in	% Rec.:	Detection Limit
Benzene		102	-
Toluene		103	-
Ethylbenzene		101	-
Xylenes (total)		100	-

Surrogate	% Recovery
A,A,A-Trifluorotoluene	97
1-Chloro-2-fluorobenzene	

Comments: 'ND' or '<' indicates that the compound is not detected at the specified limit.  
'NA' indicates not applicable

Company: IT CORPORATION  
Date: 02/13/91  
Client Work ID: SHELL #189993 - T1-01-277

IT ANALYTICAL SERVICES  
CERRITOS, CA

Work Order: C1-02-001

TEST NAME: BTEX BY METHOD 8020

SAMPLE ID: MATRIX SPIKE DUPLICATE  
LAB SAMPLE ID: C102001-11A  
SAMPLE DATE: not spec  
ANALYSIS DATE: 02/08/91

	Results in	ug/L:	Detection Limit
Benzene		102	-
Toluene		103	-
Ethylbenzene		100	-
Xylenes (total)		101	-

Surrogate	% Recovery
A,A,A-Trifluorotoluene	95
1-Chloro-2-fluorobenzene	

Comments: 'ND' or '<' indicates that the compound is not detected at the specified limit.  
'NA' indicates not applicable

Company: IT CORPORATION  
Date: 02/13/91  
Client Work ID: SHELL #189993 - T1-01-277

IT ANALYTICAL SERVICES  
CERRITOS, CA

Work Order: C1-02-001

TEST NAME: BTEX BY METHOD 8020

SAMPLE ID: METHOD BLANK  
LAB SAMPLE ID: C102001-12A  
SAMPLE DATE: not spec  
ANALYSIS DATE: 02/07/91

	Results in	ug/L:	Detection Limit
Benzene		ND	0.5
Toluene		ND	0.5
Ethylbenzene		ND	0.5
Xylenes (total)		ND	0.5

Surrogate	% Recovery
A,A,A-Trifluorotoluene	95
1-Chloro-2-fluorobenzene	

Comments: 'ND' or '<' indicates that the compound is not detected at the specified limit.  
'NA' indicates not applicable

Company: IT CORPORATION  
 Date: 02/13/91  
 Client Work ID: SHELL #189993 - T1-01-277

**IT ANALYTICAL SERVICES  
 CERRITOS, CA**

Work Order: C1-02-001

Shell Summary

Client Sample ID	Volatile Fuel Hydrocarbons ug/L (50)	Benzene ug/L	Toluene ug/L	Ethyl- Benzene ug/L	Xylenes ug/L
-----	-----	-----	-----	-----	-----
S-8	ND	55 (0.5)	0.5 (0.5)	ND (0.5)	1.4 (0.5)
S-9	1040	450 (2.5)	4.6 (2.5)	85 (2.5)	97 (2.5)
S-10	ND	ND (0.5)	ND (0.5)	ND (0.5)	ND (0.5)
S-12	ND	ND (0.5)	ND (0.5)	ND (0.5)	ND (0.5)
S-14	720	200 (2.5)	36 (2.5)	21 (2.5)	78 (2.5)
S-17	ND	ND (0.5)	ND (0.5)	ND (0.5)	ND (0.5)
SR-1	1100	120 (2.5)	12 (2.5)	51 (2.5)	110 (2.5)
SRD-1	1040	110 (2.5)	10 (2.5)	49 (2.5)	96 (2.5)
TRIP	ND	ND (0.5)	ND (0.5)	ND (0.5)	ND (0.5)

Company: IT CORPORATION

Date: 02/13/91

Client Work ID: SHELL #189993 - T1-01-277

IT ANALYTICAL SERVICES  
CERRITOS, CA

Work Order: C1-02-001

---

TEST NAME VOLATILE FUEL HYDROCARBONS TEST CODE 8015L

Low boiling fuel hydrocarbons are analyzed by methods established by the California DHS' LUFT manual. An aliquot of the sample is purged with helium and the volatile fuel hydrocarbons are transferred to the vapor phase. The vapor is swept through a sorbent column where the hydrocarbons are adsorbed. Upon completion, the sorbent column is heated and backflushed onto a gas chromatograph equipped with a 30 meter capillary column. Detection and quantitation is made by a flame ionization detector. Leaded gasoline is used as the calibration standard.

TEST NAME BTEX BY METHOD 8020

TEST CODE BTEX\_W

The sample was analyzed for benzene, toluene, ethylbenzene and total xylenes according to USEPA Methods 8020 and 5030. An aliquot of the sample is purged with helium and the volatile compounds are transferred to the vapor phase. The vapor is swept through a sorbent column where the aromatics are adsorbed. Upon completion the sorbent column is heated and backflushed onto a GC column. The trapped compounds are separated by the megabore column and detected by a photoionization detector.

COMPANY SHELL JOB NO. \_\_\_\_\_

JOB LOCATION 15275 WASHINGTON

CITY SAN LEANDRO PHONE NO. \_\_\_\_\_

AUTHORIZED TOM PAULSON DATE 1-28-91 P.O. NO. 3615.01

SAMPLE LID	NO. OF CONTAINERS	SAMPLE MATRIX	DATE/TIME SAMPLED	ANALYSIS REQUIRED	SAMPLE CONDITION LAB ID
1 S. 1	3	Liquid	1-28-91 11:29	THC Gas / STEV	DL COOL (D)
2 S. 3	3		1304		
3 S. 5	3		1243		
4 S. 6	3		1152		
5 S. 7	3		1225		
6 S. 11	3		959		
7 S. 13	3		936		
8 S. 15	3		1036		
9 S. 16	3		1112		
<del>TRIP</del>					
10 SF-6	3		1156		

RELINQUISHED BY: [Signature] 1/28/91 14:40 RECEIVED BY: REFRIG #1 1/28/91 14:40

RELINQUISHED BY: Keating 1-29-91 08:00 RECEIVED BY: Shell 1-28-91 08:00

RELINQUISHED BY: [Signature] 1-29-91 11:40 RECEIVED BY LAB: Judson F. Koeh 1-29-91 11:40

DESIGNATED LABORATORY: IT / SCU DHS #: 2630

REMARKS: NORMAL TAT  
WIC 204 6852 1008  
EXP 5440  
FEN6 9 BRASTAD

DATE COMPLETED 1-28-91 FOREMAN \_\_\_\_\_

ORIGINAL



COMPANY STELL JOB NO. \_\_\_\_\_  
 JOB LOCATION 15775 WASHINGTON  
 CITY SAN LEANDRO PHONE NO. \_\_\_\_\_  
 AUTHORIZED Tom Paulson DATE 1-28-91 P.O. NO. 3615-01

SAMPLE ID	NO. OF CONTAINERS	SAMPLE MATRIX	DATE/TIME SAMPLED	ANALYSIS REQUIRED	SAMPLE CONDITION LAB ID
1 S. 8	3	Liquid	1-28-91 12:15	THC, gas, BTEX	DL L00L (10)
2 S. 9	↓	↓	12:31	↓	↓
3 S. 10	↓	↓	11:46	↓	↓
4 S. 12	↓	↓	9:42	↓	↓
5 S. 14	↓	↓	10:08	↓	↓
6 S. 17	↓	↓	11:24	↓	↓
7 SR-1	↓	↓	13:05	↓	↓
8 SRD-1	↓	↓	-	↓	↓
9 TRIP	1	↓	-	↓	↓

RELINQUISHED BY: Guadalupe Sanchez 1-28-91 16:00 RECEIVED BY: REFRIL #1 1-28-91 16:00

RELINQUISHED BY: Rebring 1-29-91 08:00 RECEIVED BY: Stack 1-29-91 08:00

RELINQUISHED BY: Stack 1-29-91 11:41 RECEIVED BY LAB: Jason J. Koch 1/29/90 11:41

DESIGNATED LABORATORY: IT/SCU DHS #: E630

REMARKS: NO CARMAZ TAT  
WIC 2004 6852 1008  
EXP 5440  
EN6 7 BRASDAD  
 DATE COMPLETED 1-28-91 FOREMAN Guadalupe Sanchez

ORIGINAL