

R0367




**Shell Oil Products US**

July 23, 2004

eva chu  
Alameda County Health Care Services Agency  
1131 Harbor Bay Parkway, Suite 250  
Alameda, California 94502-6577

Subject: Shell-branded Service Station  
1784 150th Avenue  
San Leandro, California



Dear Ms. chu:

Attached for your review and comment is a copy of the *Second Quarter 2004 Monitoring Report* for the above referenced site. Upon information and belief, I declare, under penalty of perjury, that the information contained in the attached document is true and correct.

As always, please feel free to contact me directly at (559) 645-9306 with any questions or concerns.

Sincerely,

**Shell Oil Products US**

*Karen Petryna*

Karen Petryna  
Sr. Environmental Engineer

July 23, 2004

eva chu  
Alameda County Health Care Services Agency  
1131 Harbor Bay Parkway, Suite 250  
Alameda, California 94502-6577

Re: **Second Quarter 2004 Monitoring Report**  
Shell-branded Service Station  
1784 150th Avenue  
San Leandro, California  
Incident #98996068  
Cambria Project #246-0612-002



Dear Ms. chu:

On behalf of Equilon Enterprises LLC dba Shell Oil Products US (Shell), Cambria Environmental Technology, Inc. (Cambria) is submitting this groundwater monitoring report in accordance with the reporting requirements of 23 CCR 2652d.

## SECOND QUARTER 2004 ACTIVITIES


**Groundwater Monitoring:** Blaine Tech Services, Inc. (Blaine) of San Jose gauged all site wells, sampled selected wells, calculated groundwater elevations, and compiled the analytical data. Cambria prepared a vicinity map which includes previously submitted well survey information (Figure 1) and a groundwater elevation contour map (Figure 2). Blaine's report, presenting the laboratory report and supporting field documents, is included as Attachment A.

**Additional Oxygenate Analysis:** As requested in a letter dated October 22, 2002 from Alameda County Health Care Services Agency (ACHCSA), groundwater samples were analyzed in the fourth quarter of 2002 for the presence of methyl tert-butyl ether (MTBE), tert-butyl alcohol (TBA), ethyl tert-butyl ether, tert-amyl methyl ether (TAME), di-isopropyl ether, 1,2-dichloroethane (1,2-DCA) and 1,2-dibromoethane (or ethylene dibromide) using EPA Method 8260. During that event, no oxygenates or additives were detected in any of the groundwater samples from off-site wells; however, MTBE and TBA were detected in on-site wells MW-1 and MW-2, and 1,2-DCA was detected in MW-1 and MW-3. As a result, only groundwater from on-site wells continues to be analyzed for MTBE, TAME, TBA and 1,2-DCA.

**Cambria  
Environmental  
Technology, Inc.**

5900 Hollis Street  
Suite A  
Emeryville, CA 94608  
Tel (510) 420-0700  
Fax (510) 420-9170

Analytical results for the second quarter of 2004 showed detectable MTBE concentrations of 81 parts per billion (ppb) in well MW-1, 8,500 ppb in well MW-2, 1.1 ppb in well MW-3, and 25,000 ppb in well MW-11. TBA was detected above the laboratory detection limit in wells MW-2 and MW-11 only, at concentrations of 8,500 ppb and 18,000 ppb, respectively. 1,2-DCA was detected only in well MW-3 at a concentration of 0.082 ppb. TAME was not detected in any of the on-site wells.



**Volatile Organic Compounds (VOC) Analysis:** Groundwater from well MW-3 was analyzed for VOCs by EPA Method 8260B in a separate run from that described above (in which 0.82 ppb of 1,2-DCA was detected). No analytes were detected in the sample. Well MW-3 is sampled annually, and no VOCs other than 1,2-DCA have been detected. Samples will continue to be analyzed for 1, 2-DCA as part of the additional oxygenate analysis described above. Therefore, Cambria recommends discontinuing the analysis for the complete list of VOCs.

**Mobile Groundwater Extraction (GWE):** In July 2002, Onyx Industrial Services (Onyx) of Benicia, California began conducting semi-monthly GWE using monitoring well MW-2 for three events and continuing on a monthly basis until March 2004. In March 2004, Onyx commenced monthly GWE using well MW-2 once per month and well MW-11 once per month, so that GWE is conducted twice per month at the site. However, due to an error during March 2004, Onyx conducted GWE twice from well MW-2 and once from MW-11. The GWE frequency was increased to weekly (from both MW-2 and MW-11) beginning in May 2004.

As of July 6, 2004, approximately 15.6 pounds of total petroleum hydrocarbons as gasoline and approximately 4.1 pounds of MTBE had been removed from the subsurface (Table 1). The effect of GWE on MTBE concentrations in well MW-2 is depicted graphically in Figure 3.

## ANTICIPATED THIRD QUARTER 2004 ACTIVITIES

**Groundwater Monitoring:** Blaine will gauge all wells, sample selected wells, and tabulate the data. Cambria will prepare a monitoring report.

**Additional Oxygenate and Lead Scavenger Analysis:** Groundwater from on-site wells MW-1, MW-2, MW-10, and MW-11 will continue to be analyzed quarterly for MTBE, TAME, TBA and 1,2-DCA.

**GWE:** Onyx will conduct twice-monthly GWE using well MW-2 and MW-11.

**Soil and Groundwater Investigation:** As stated in Cambria's January 12, 2004 *Soil and Water Investigation Report*, Shell is in the process of completing an access agreement with the owner of the adjacent property to the southeast of the site. Upon obtaining a signed access agreement, Cambria will install the two previously proposed off-site soil borings.

**CLOSING**

We appreciate the opportunity to work with you on this project. Please call Caryl Weekley at (510) 420-3324 if you have any questions or comments.



Sincerely,  
**Cambria Environmental Technology, Inc**

*Caryl A. Weekley*  
Caryl A. Weekley, R.G.  
Senior Project Geologist

*Matthew W. Derby*  
Matthew W. Derby, P.E.  
Senior Project Engineer



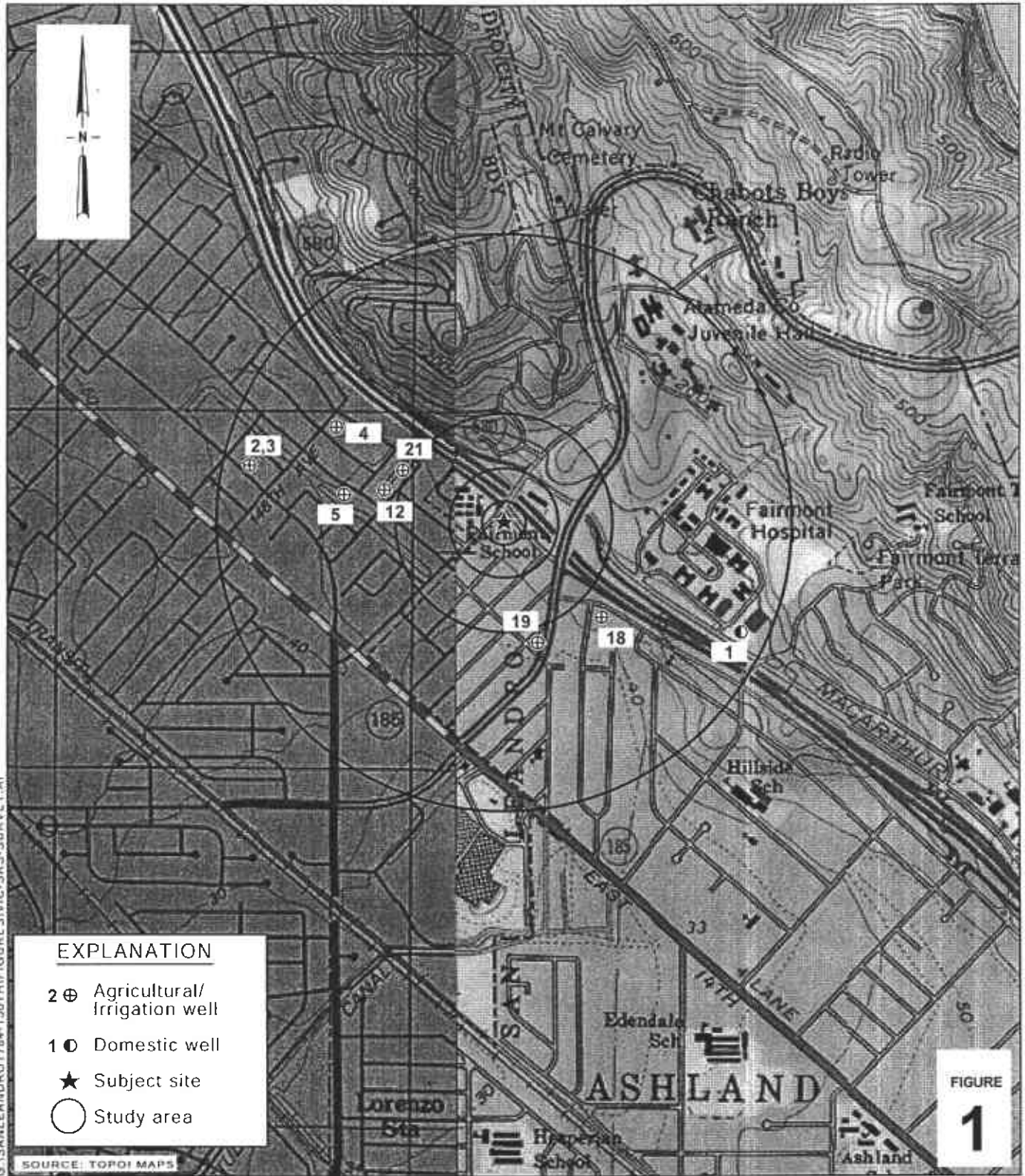
Figures: 1 - Vicinity/Sensitive Receptor Survey Map  
2 - Groundwater Elevation Contour Map  
3 - TFE VacOps Effect on MTBE Concentration (MW-2)

Table: 1 - Groundwater Extraction - Mass Removal Data

Attachment: A - Blaine Groundwater Monitoring Report and Field Notes

cc: Karen Petryna, Shell Oil Products US, 20945 S. Wilmington Ave., Carson, CA 90810

\\loakdc\shell\San Leandro 1784 150th\QM\2q04\2q04qm.doc

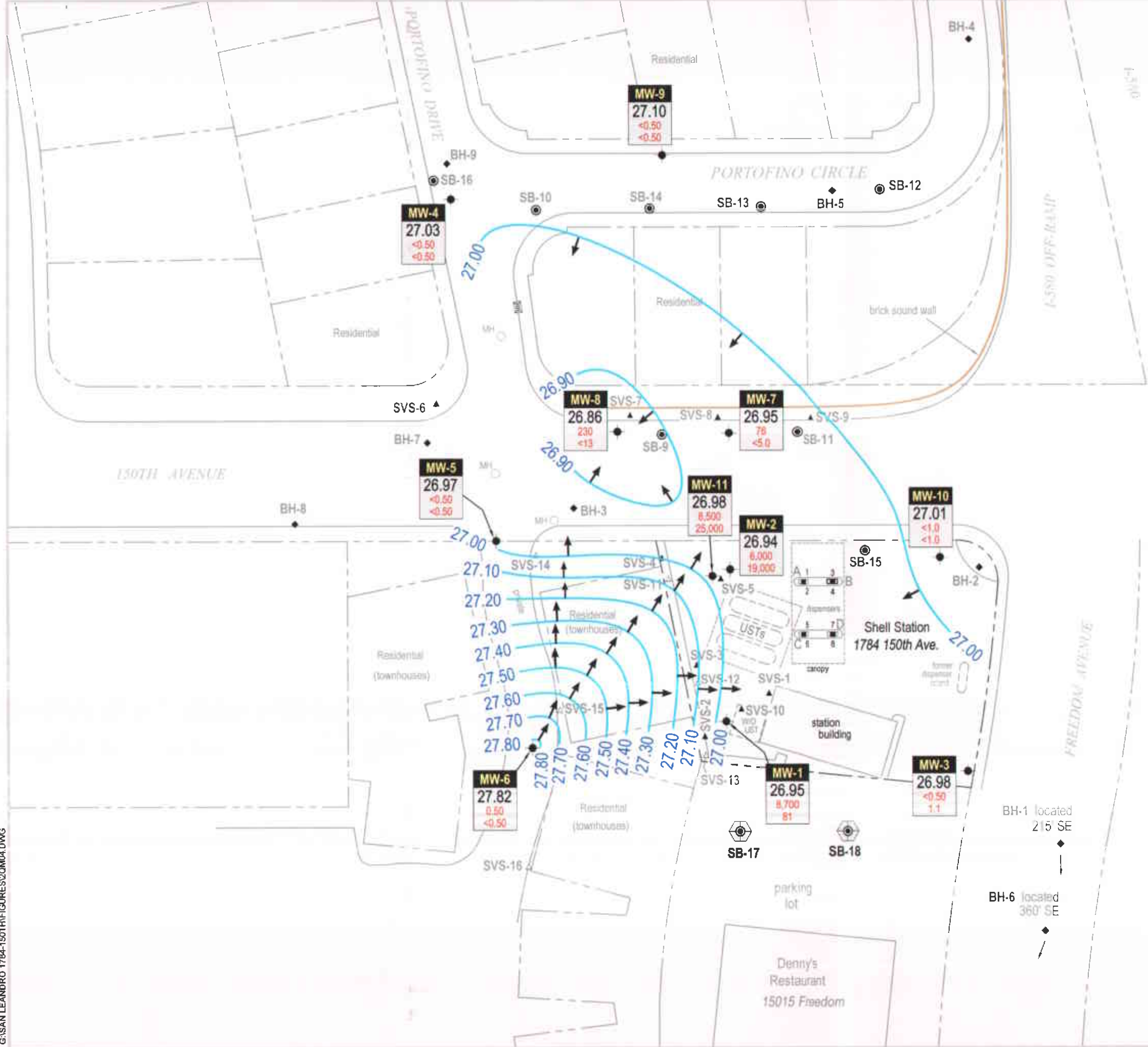


**Shell-branded Service Station**  
 1784 150th Avenue  
 San Leandro, California  
 Incident #98996068



C A M B R I A

**Vicinity/Sensitive Receptor  
 Survey Map**  
 (1/2-Mile Radius)

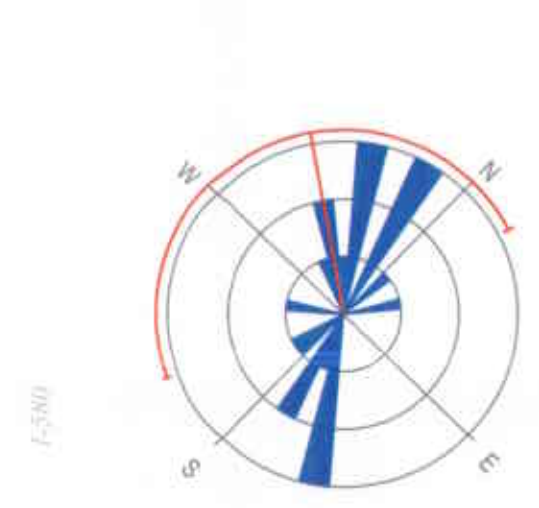


### EXPLANATION

- SB-17 Proposed soil boring location
- MW-1 Monitoring well location
- BH-1 Soil boring location (Weiss, 6/94)
- BH-7 Soil boring location (Weiss, 3/95)
- A Dispenser soil sample location (Weiss, 3/95)
- SVS-1 Soil boring location (Cambria, 7/96)
- SVS-11 Soil boring location (Cambria, 11/98)
- SB-9 Soil boring location (Cambria, 10/02)
- SB-10 Soil boring location (Cambria, 6/03)
- Groundwater flow direction
- XX.XX Groundwater elevation contour, in feet above mean sea level (msl), approximately located, dashed where inferred

Well	ELEV	Benzene	MTBE
MW-4	27.03	<0.50	<0.50
MW-5	26.97	<0.50	<0.50
MW-6	27.82	0.50	<0.50
MW-7	26.95	79	<5.0
MW-8	26.86	230	<13
MW-9	27.10	<0.50	<0.50
MW-10	27.01	<1.0	<1.0
MW-11	26.98	8,500	25,000
MW-1	26.95	8,700	81
MW-2	26.94	6,000	19,000
MW-3	26.98	<0.50	1.1

Well designation  
Groundwater elevation, in feet above msl  
Benzene and MTBE concentrations are in parts per billion and are analyzed by EPA Method 8260.



Groundwater Flow Direction (06/14/99 to 05/27/04)

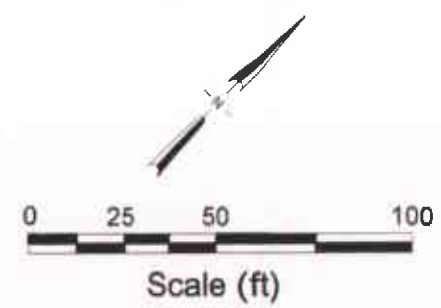


FIGURE 2

G:\SAN LEANDRO 1784-150TH\FIGURES\20M04.DWG

Groundwater Elevation Contour Map

May 27, 2004

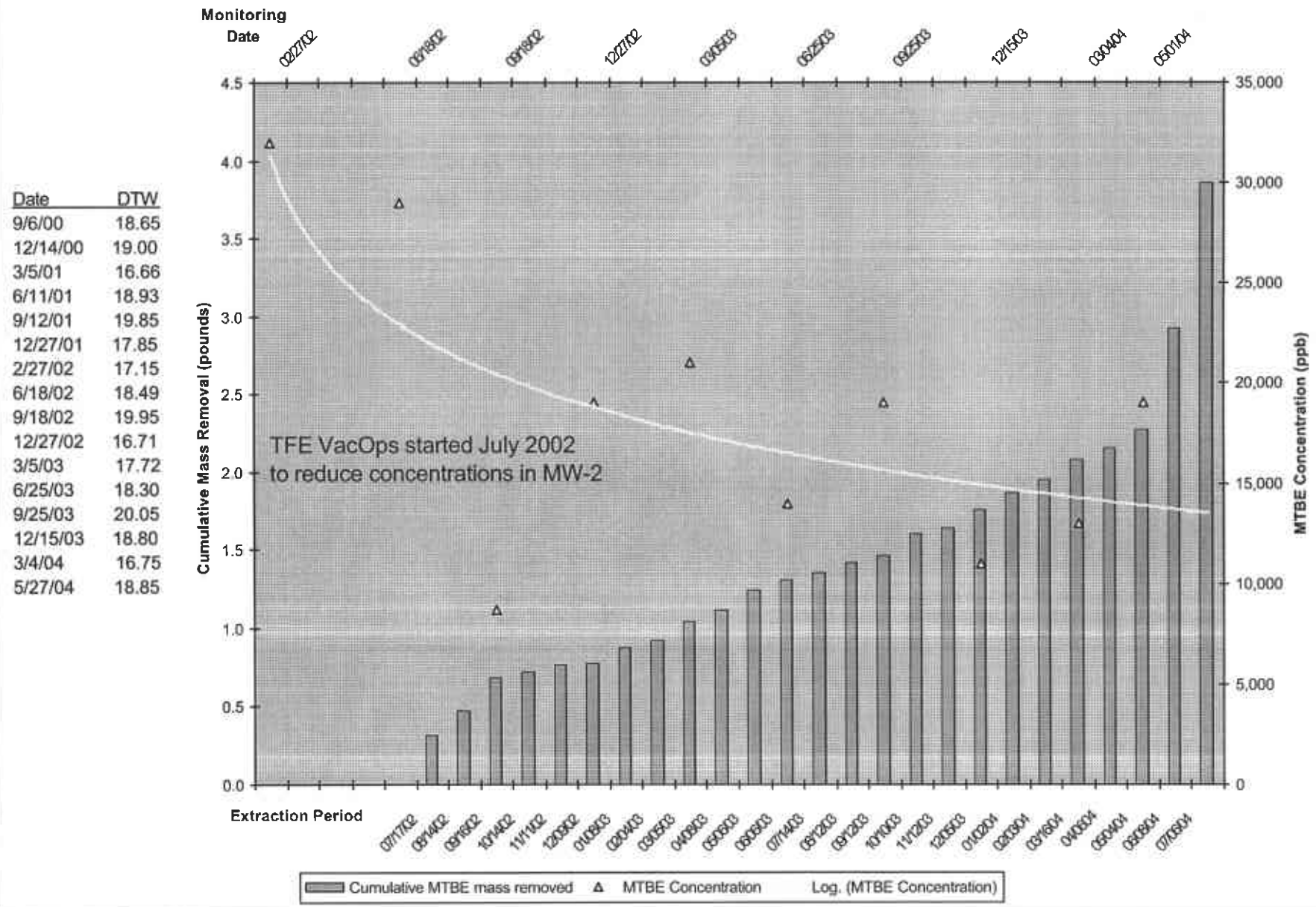


C A M B R I A

Shell-branded Service Station

1784 150th Avenue  
San Leandro, California  
Incident #89996068

**TFE VacOps Effect on MTBE Concentration**  
**1784 150th Street, San Leandro, MW-2**



**Figure 3**

**Table 1: Groundwater Extraction - Mass Removal Data - Shell-branded Service Station, Incident #98996068, 1784 150th Avenue, San Leandro, California**

Date Purged	Well ID	Volume Pumped (gal)	Cumulative Volume Pumped (gal)	Date Sampled	TPPH			Benzene			MTBE		
					TPPH Concentration (ppb)	TPPH Removed (pounds)	TPPH Removed To Date (pounds)	Benzene Concentration (ppb)	Benzene Removed (pounds)	Benzene Removed To Date (pounds)	MTBE Concentration (ppb)	MTBE Removed (pounds)	MTBE Removed To Date (pounds)
07/03/02	MW-2	482	482	06/18/02	72,000	0.28958	0.28958	9,500	0.03821	0.03821	29,000	0.11664	0.11664
07/17/02	MW-2	834	1,316	06/18/02	72,000	0.50106	0.79064	9,500	0.06611	0.10432	29,000	0.20182	0.31845
07/31/02	MW-2	213	1,529	06/18/02	72,000	0.12797	0.91861	9,500	0.01688	0.12121	29,000	0.05154	0.37000
08/14/02	MW-2	664	2,193	06/18/02	72,000	0.39893	1.31754	9,500	0.05264	0.17384	29,000	0.16068	0.53068
09/16/02	MW-2	662	2,855	06/18/02	72,000	0.39773	1.71527	9,500	0.05248	0.22632	29,000	0.16019	0.69087
10/14/02	MW-2	501	3,356	09/18/02	48,000	0.20067	1.91593	7,600	0.03177	0.25809	8,700	0.03637	0.72724
11/11/02	MW-2	547	3,903	09/18/02	48,000	0.21909	2.13502	7,600	0.03469	0.29278	8,700	0.03971	0.76695
12/09/02	MW-2	106	4,009	09/18/02	48,000	0.04246	2.17748	7,600	0.00672	0.29950	8,700	0.00770	0.77465
01/08/03	MW-2	652	4,661	12/27/02	40,000	0.21762	2.39510	5,900	0.03210	0.33160	19,000	0.10337	0.87802
02/04/03	MW-2	326	4,987	12/27/02	40,000	0.10881	2.50391	5,900	0.01605	0.34765	19,000	0.05168	0.92970
03/05/03	MW-2	647	5,634	03/05/03	62,000	0.33473	2.83863	13,000	0.07018	0.41784	21,000	0.11337	1.04308
04/08/03	MW-2	434	6,068	03/05/03	62,000	0.22453	3.06316	13,000	0.04708	0.46491	21,000	0.07605	1.11913
05/06/03	MW-2	736	6,804	03/05/03	62,000	0.38077	3.44393	13,000	0.07984	0.54475	21,000	0.12897	1.24810
06/06/03	MW-2	348	7,152	03/05/03	62,000	0.18004	3.62397	13,000	0.03775	0.58250	21,000	0.06098	1.30908
07/14/03	MW-2	391	7,543	06/24/03	19,000	0.06199	3.68596	9,500	0.03100	0.61350	14,000	0.04568	1.35475
08/12/03	MW-2	591	8,134	06/24/03	19,000	0.09370	3.77966	9,500	0.04685	0.66035	14,000	0.06904	1.42380
09/12/03	MW-2	399	8,533	06/24/03	19,000	0.06326	3.84292	9,500	0.03163	0.69198	14,000	0.04661	1.47041
10/10/03	MW-2	837	9,370	09/25/03	65,000	0.45397	4.29689	24,000	0.16762	0.85960	19,000	0.13270	1.60311
11/12/03	MW-2	259	9,629	09/25/03	65,000	0.14048	4.43737	24,000	0.05187	0.91147	19,000	0.04106	1.64417
12/05/03	MW-2	727	10,356	09/25/03	65,000	0.39431	4.83168	24,000	0.14559	1.05706	19,000	0.11526	1.75943
01/02/04	MW-2	1,168	11,524	12/15/03	67,000	0.65300	5.48468	18,000	0.17543	1.23249	11,000	0.10721	1.86664
02/03/04	MW-2	962	12,486	12/15/03	67,000	0.53783	6.02251	18,000	0.14449	1.37698	11,000	0.08830	1.95494
03/02/04	MW-2	343	12,829	12/15/03	67,000	0.19176	6.21427	18,000	0.05152	1.42850	11,000	0.03148	1.98642
03/16/04	MW-2	856	13,685	03/04/04	72,000	0.51428	6.72855	27,000	0.19285	1.62136	13,000	0.09286	2.07928
04/06/04	MW-2	652	14,337	03/04/04	72,000	0.39172	7.12026	27,000	0.14689	1.76825	13,000	0.07073	2.15001
04/28/04	MW-2	400	14,737	03/04/04	72,000	0.24032	7.36058	27,000	0.09012	1.85837	13,000	0.04339	2.19340



**Table 1: Groundwater Extraction - Mass Removal Data - Shell-branded Service Station, Incident #98996068, 1784 150th Avenue, San Leandro, California**

Date Purged	Well ID	Volume Pumped (gal)	Cumulative Volume Pumped (gal)	Date Sampled	TPPH			Benzene			MTBE		
					TPPH Concentration (ppb)	TPPH Removed (pounds)	TPPH Removed To Date (pounds)	Benzene Concentration (ppb)	Benzene Removed (pounds)	Benzene Removed To Date (pounds)	MTBE Concentration (ppb)	MTBE Removed (pounds)	MTBE Removed To Date (pounds)
05/04/04	MW-2	700	15,437	03/04/04	72,000	0.42056	7.78114	27,000	0.15771	2.01608	13,000	0.07593	2.26933
05/11/04	MW-2	600	16,037	03/04/04	72,000	0.36048	8.14161	27,000	0.13518	2.15126	13,000	0.06509	2.33442
05/18/04	MW-2	1,169	17,206	03/04/04	72,000	0.70233	8.84394	27,000	0.26337	2.41463	13,000	0.12681	2.46122
05/25/04	MW-2	867	18,073	03/04/04	72,000	0.52089	9.36483	27,000	0.19533	2.60996	13,000	0.09405	2.55527
06/02/04	MW-2	1,533	19,606	05/27/04	74,000	0.94660	10.31143	6,000	0.07675	2.68671	19,000	0.24305	2.79832
06/08/04	MW-2	809	20,415	05/27/04	74,000	0.49954	10.81097	6,000	0.04050	2.72722	19,000	0.12826	2.92658
06/15/04	MW-2	1,462	21,877	05/27/04	74,000	0.90276	11.71373	6,000	0.07320	2.80041	19,000	0.23179	3.15837
06/22/04	MW-2	1,720	23,597	05/27/04	74,000	1.06207	12.77580	6,000	0.08611	2.88653	19,000	0.27269	3.43106
06/29/04	MW-2	1,100	24,697	05/27/04	74,000	0.67923	13.45503	6,000	0.05507	2.94160	19,000	0.17440	3.60546
07/06/04	MW-2	1,595	26,292	05/27/04	74,000	0.98488	14.43992	6,000	0.07986	3.02145	19,000	0.25288	3.85834
03/23/04	MW-11	142	142	03/04/04	68,000	0.08057	0.08057	5,300	0.00628	0.00628	8,300	0.00983	0.00983
04/20/04	MW-11	122	264	03/04/04	68,000	0.06922	0.14980	5,300	0.00540	0.01168	8,300	0.00845	0.01828
04/28/04	MW-11	101	365	03/04/04	68,000	0.05731	0.20711	5,300	0.00447	0.01614	8,300	0.00700	0.02528
05/04/04	MW-11	216	581	03/04/04	68,000	0.12256	0.32967	5,300	0.00955	0.02569	8,300	0.01496	0.04024
05/11/04	MW-11	268	849	03/04/04	68,000	0.15207	0.48174	5,300	0.01185	0.03755	8,300	0.01856	0.05880
05/18/04	MW-11	200	1,049	03/04/04	68,000	0.11348	0.59522	5,300	0.00885	0.04639	8,300	0.01385	0.07265
05/25/04	MW-11	60	1,109	03/04/04	68,000	0.03404	0.62926	5,300	0.00265	0.04905	8,300	0.00416	0.07681
06/02/04	MW-11	100	1,209	05/27/04	86,000	0.07176	0.70103	8,500	0.00709	0.05614	25,000	0.02086	0.09767
06/08/04	MW-11	250	1,459	05/27/04	86,000	0.17940	0.88043	8,500	0.01773	0.07387	25,000	0.05215	0.14982
06/15/04	MW-11	150	1,609	05/27/04	86,000	0.10764	0.98807	8,500	0.01064	0.08451	25,000	0.03129	0.18111
06/22/04	MW-11	50	1,659	05/27/04	86,000	0.03588	1.02395	8,500	0.00355	0.08806	25,000	0.01043	0.19154
06/29/04	MW-11	100	1,759	05/27/04	86,000	0.07176	1.09571	8,500	0.00709	0.09515	25,000	0.02086	0.21240
07/06/04	MW-11	52	1,811	05/27/04	86,000	0.03732	1.13303	8,500	0.00369	0.09884	25,000	0.01085	0.22325
<b>Total Gallons Extracted:</b>		<b>28,103</b>		<b>Total Pounds Removed:</b>		<b>15.57295</b>				<b>3.12029</b>		<b>4.08159</b>	
				<b>Total Gallons Removed:</b>		<b>2.55294</b>				<b>0.42744</b>		<b>0.65832</b>	

**Table 1: Groundwater Extraction - Mass Removal Data - Shell-branded Service Station, Incident #98996068, 1784 150th Avenue, San Leandro, California**

Date Purged	Well ID	Volume Pumped (gal)	Cumulative Volume Pumped (gal)	Date Sampled	TPPH			Benzene			MTBE		
					TPPH Concentration (ppb)	TPPH Removed (pounds)	TPPH Removed To Date (pounds)	Benzene Concentration (ppb)	Benzene Removed (pounds)	Benzene Removed To Date (pounds)	MTBE Concentration (ppb)	MTBE Removed (pounds)	MTBE Removed To Date (pounds)

**Abbreviations & Notes:**

TPPH = Total purgeable hydrocarbons as gasoline

MTBE = Methyl tert-butyl ether

ppb = Parts per billion

gal = Gallon

Mass removed based on the formula: volume extracted (gal) x Concentration ( $\mu\text{g/L}$ ) x ( $\text{g}/10^6\mu\text{g}$ ) x (pound/453.6g) x (3.785 L/gal)

Volume removal data based on the formula: density (in gms/cc) x 9.339 (ccxlbs/gmsxgals)

TPPH, benzene, and MTBE analyzed by EPA Method 8260

If concentration is less than the laboratory detection limit, one half of the detection limit concentration is used in the mass removal calculation.

Groundwater extracted by vacuum trucks provided by Onyx. Water disposed of at a Martinez Refinery.

**ATTACHMENT A**  
**Blaine Groundwater Monitoring Report**  
**and Field Notes**

BLAINE  
TECH SERVICES, INC.



1680 ROGERS AVENUE  
SAN JOSE, CA 95112-1105  
(408) 573-7771 FAX  
(408) 573-0555 PHONE  
CONTRACTOR'S LICENSE #746684  
www.blainetech.com

June 24, 2004

Karen Petryna  
Shell Oil Products US  
P.O. Box 7869  
Burbank, CA 91510-7869

Second Quarter 2004 Groundwater Monitoring at  
Shell-branded Service Station  
1784 150<sup>th</sup> Avenue  
San Leandro, CA

Monitoring performed on May 27, 2004

---

Groundwater Monitoring Report 040527-JP-1

This report covers the routine monitoring of groundwater wells at this Shell-branded facility. In accordance with standard procedures that conform to Regional Water Quality Control Board requirements, routine field data collection includes depth to water, total well depth, thickness of any separate immiscible layer, water column volume, calculated purge volume (if applicable), elapsed evacuation time (if applicable), total volume of water removed (if applicable), and standard water parameter instrument readings. Sample material is collected, contained, stored, and transported to the laboratory in conformance with EPA standards. Purgewater (if applicable) is, likewise, collected and transported to the Shell Martinez Manufacturing Complex.

Basic field information is presented alongside analytical values excerpted from the laboratory report in the cumulative table of **WELL CONCENTRATIONS**. The full analytical report for the most recent samples and the field data sheets are attached to this report.

At a minimum, Blaine Tech Services, Inc. field personnel are certified on completion of a forty-hour Hazardous Materials and Emergency Response training course per 29 CFR 1910.120. Field personnel are also enrolled in annual eight-hour refresher courses.

Blaine Tech Services, Inc. conducts sampling and documentation assignments of this type as an independent third party. Our activities at this site consisted of objective data and sample collection only. No interpretation of analytical results, defining of hydrological conditions or formulation of recommendations was performed.

Please call if you have any questions.

Yours truly,

Leon Gearhart  
Project Coordinator

LG/ks

attachments: Cumulative Table of WELL CONCENTRATIONS  
Certified Analytical Report  
Field Data Sheet

cc: Anni Kreml  
Cambria Environmental Technology, Inc.  
5900 Hollis Street, Suite A  
Oakland, CA 94608

**WELL CONCENTRATIONS**  
**Shell-branded Service Station**  
**1784 150th Avenue**  
**San Leandro, CA**

Well ID	Date	TPPH (ug/L)	TEPH (ug/L)	B (ug/L)	T (ug/L)	E (ug/L)	X (ug/L)	MTBE 8020 (ug/L)	MTBE 8260 (ug/L)	DIPE (ug/L)	ETBE (ug/L)	TAME (ug/L)	TBA (ug/L)	1,2-DCA (ug/L)	EDB (ug/L)	TOC (MSL)	Depth to Water (ft.)	GW Elevation (MSL)	SPH Thickness (ft.)	DO Reading (ppm)
MW-1	03/08/1990	510	120	1.5	0.8	<0.5	5.4	NA	NA	NA	NA	NA	NA	NA	NA	49.13	25.29	23.84	NA	NA
MW-1	06/12/1990	390	100	86	1.3	0.7	6.2	NA	NA	NA	NA	NA	NA	NA	NA	49.13	25.85	23.28	NA	NA
MW-1	09/13/1990	100	130	56	0.75	2.4	2.8	NA	NA	NA	NA	NA	NA	NA	NA	49.13	27.49	21.64	NA	NA
MW-1	12/18/1990	480	<50	54	1.7	3.3	3.7	NA	NA	NA	NA	NA	NA	NA	NA	49.13	27.41	21.72	NA	NA
MW-1	03/07/1991	80	<50	266	<0.5	1.2	<1.5	NA	NA	NA	NA	NA	NA	NA	NA	49.13	25.79	23.34	NA	NA
MW-1	06/07/1991	510	<50	130	3.8	6.1	11	NA	NA	NA	NA	NA	NA	NA	NA	49.13	25.64	23.49	NA	NA
MW-1	09/17/1991	330	120a	67	<0.5	3.0	2.2	NA	NA	NA	NA	NA	NA	NA	NA	49.13	27.54	21.59	NA	NA
MW-1	12/09/1991	140a	80	<0.5	<0.5	1.7	4.7	NA	NA	NA	NA	NA	NA	NA	NA	49.13	27.81	21.32	NA	NA
MW-1	02/13/1992	NA	NA	NA	NA	NA	NA	NA	NA	NA	NA	NA	NA	NA	NA	49.13	25.57	23.56	NA	NA
MW-1	02/24/1992	NA	NA	NA	NA	NA	NA	NA	NA	NA	NA	NA	NA	NA	NA	49.13	22.83	26.30	NA	NA
MW-1	02/27/1992	NA	NA	NA	NA	NA	NA	NA	NA	NA	NA	NA	NA	NA	NA	49.13	23.09	26.04	NA	NA
MW-1	03/01/1992	<50	<50	<0.5	<0.5	<0.5	<0.5	NA	NA	NA	NA	NA	NA	NA	NA	49.13	23.26	25.87	NA	NA
MW-1	06/03/1992	1,500	NA	520	180	72	230	NA	NA	NA	NA	NA	NA	NA	NA	49.13	24.64	24.49	NA	NA
MW-1	09/01/1992	130	NA	16	1.4	1.8	3.4	NA	NA	NA	NA	NA	NA	NA	NA	49.13	26.74	22.39	NA	NA
MW-1	10/06/1992	NA	NA	NA	NA	NA	NA	NA	NA	NA	NA	NA	NA	NA	NA	49.13	27.18	21.95	NA	NA
MW-1	11/11/1992	NA	NA	NA	NA	NA	NA	NA	NA	NA	NA	NA	NA	NA	NA	49.13	27.99	21.14	NA	NA
MW-1	12/04/1992	150	NA	360	0.7	1.8	2.1	NA	NA	NA	NA	NA	NA	NA	NA	49.13	27.14	21.99	NA	NA
MW-1	01/22/1993	NA	NA	NA	NA	NA	NA	NA	NA	NA	NA	NA	NA	NA	NA	49.13	20.09	29.04	NA	NA
MW-1	02/10/1993	NA	NA	NA	NA	NA	NA	NA	NA	NA	NA	NA	NA	NA	NA	49.13	24.26	24.87	NA	NA
MW-1	03/03/1993	<50	NA	1.5	<0.5	<0.5	<0.5	NA	NA	NA	NA	NA	NA	NA	NA	49.13	20.50	28.63	NA	NA
MW-1	05/11/1993	NA	NA	NA	NA	NA	NA	NA	NA	NA	NA	NA	NA	NA	NA	49.13	21.70	27.43	NA	NA
MW-1	06/17/1993	1,600	NA	340	120	120	440	NA	NA	NA	NA	NA	NA	NA	NA	49.13	22.42	26.71	NA	NA
MW-1	09/10/1993	2,600	NA	670	340	310	730	NA	NA	NA	NA	NA	NA	NA	NA	49.13	24.11	25.02	NA	NA
MW-1	12/13/1993	11,000	NA	470	320	380	2,300	NA	NA	NA	NA	NA	NA	NA	NA	49.13	23.73	25.40	NA	NA
MW-1	03/03/1994	16,000	NA	700	690	480	3,200	NA	NA	NA	NA	NA	NA	NA	NA	49.13	22.08	27.05	NA	NA
MW-1	06/06/1994	7,500	NA	420	280	200	1,000	NA	NA	NA	NA	NA	NA	NA	NA	49.13	23.10	26.03	NA	NA
MW-1	09/12/1994	1,200	NA	110	21	3.3	420	NA	NA	NA	NA	NA	NA	NA	NA	49.13	25.19	23.94	NA	NA
MW-1	12/19/1994	4,600	NA	470	330	230	1,300	NA	NA	NA	NA	NA	NA	NA	NA	49.13	23.06	26.07	NA	NA
MW-1	02/28/1995	500	NA	59	32	6.8	68	NA	NA	NA	NA	NA	NA	NA	NA	49.13	20.90	28.23	NA	NA
MW-1	03/24/1995	NA	NA	NA	NA	NA	NA	NA	NA	NA	NA	NA	NA	NA	NA	49.13	18.28	30.85	NA	NA
MW-1	06/26/1995	5,500	NA	740	420	300	1,800	NA	NA	NA	NA	NA	NA	NA	NA	49.13	20.40	28.73	NA	NA
MW-1	09/13/1995	84,000	NA	1,900	2,600	3,000	14,000	NA	NA	NA	NA	NA	NA	NA	NA	49.13	22.62	26.51	NA	NA
MW-1	12/19/1995	80,000	NA	660	350	170	18,000	NA	NA	NA	NA	NA	NA	NA	NA	49.13	22.10	27.03	NA	NA
MW-1	03/07/1996	NA	NA	NA	NA	NA	NA	NA	NA	NA	NA	NA	NA	NA	NA	49.13	18.83	30.34	0.05	NA

**WELL CONCENTRATIONS**  
**Shell-branded Service Station**  
**1784 150th Avenue**  
**San Leandro, CA**

Well ID	Date	TPPH (ug/L)	TEPH (ug/L)	B (ug/L)	T (ug/L)	E (ug/L)	X (ug/L)	MTBE 8020 (ug/L)	MTBE 8260 (ug/L)	DIPE (ug/L)	ETBE (ug/L)	TAME (ug/L)	TBA (ug/L)	1,2-DCA (ug/L)	EDB (ug/L)	TOC (MSL)	Depth to Water (ft.)	GW Elevation (MSL)	SPH Thickness (ft.)	DO Reading (ppm)
MW-1	06/28/1996	270,000	NA	2,800	820	1,000	16,000	<0.5	NA	NA	NA	NA	NA	NA	NA	49.13	21.46	27.67	NA	NA
MW-1 (D)	06/28/1996	790,000	NA	2,200	780	1,000	13,000	15,000	NA	NA	NA	NA	NA	NA	NA	49.13	21.46	27.67	NA	NA
MW-1	09/26/1996	29,000	NA	1,100	260	270	1,900	<1,000	NA	NA	NA	NA	NA	NA	NA	49.13	23.57	25.57	0.01	NA
MW-1	09/26/1996	25,000	NA	1,200	320	240	1,900	<1,000	NA	NA	NA	NA	NA	NA	NA	49.13	NA	NA	NA	NA
MW-1	12/10/1996	13,000	NA	510	240	230	1,200	100	NA	NA	NA	NA	NA	NA	NA	49.13	21.43	27.70	NA	1.0
MW-1 (D)	12/10/1996	8,400	NA	420	130	140	680	81	NA	NA	NA	NA	NA	NA	NA	49.13	21.43	27.70	NA	1.0
MW-1	03/10/1997	4,200	NA	13	8.8	16	74	<12	NA	NA	NA	NA	NA	NA	NA	49.13	20.08	29.05	NA	2.0
MW-1 (D)	03/10/1997	5,100	NA	12	8.9	17	79	<25	NA	NA	NA	NA	NA	NA	NA	49.13	20.08	29.05	NA	2.0
MW-1	06/30/1997	5,700	NA	320	120	140	700	47	NA	NA	NA	NA	NA	NA	NA	49.13	21.68	27.45	NA	1.6
MW-1 (D)	06/30/1997	5,300	NA	300	95	120	580	45	NA	NA	NA	NA	NA	NA	NA	49.13	21.68	27.45	NA	1.6
MW-1	09/12/1997	6,300	NA	120	26	82	260	30	NA	NA	NA	NA	NA	NA	NA	49.13	21.78	27.35	NA	2.1
MW-1 b	12/18/1997	NA	NA	NA	NA	NA	NA	NA	NA	NA	NA	NA	NA	NA	NA	49.13	20.78	28.35	NA	1.3
MW-1	02/02/1998	84	NA	5.1	<0.50	<0.50	2.1	2.5	NA	NA	NA	NA	NA	NA	NA	49.13	19.65	29.48	NA	2.0
MW-1	06/24/1998	13,000	NA	3,000	260	410	1,400	<250	NA	NA	NA	NA	NA	NA	NA	49.13	19.65	29.48	NA	2.5
MW-1 (D)	06/24/1998	12,000	NA	3,800	250	47	1,400	710	NA	NA	NA	NA	NA	NA	NA	49.13	19.65	29.48	NA	2.5
MW-1	08/26/1998	3,100	NA	1,200	27	170	50	88	NA	NA	NA	NA	NA	NA	NA	49.13	20.49	28.64	NA	2.1
MW-1	12/23/1998	45,000	NA	5,300	220	1,000	3,600	970	NA	NA	NA	NA	NA	NA	NA	49.13	21.22	27.91	NA	3.8
MW-1	03/01/1999	22,300	NA	2,540	436	753	3,370	<400	NA	NA	NA	NA	NA	NA	NA	49.13	19.27	29.86	NA	1.8
MW-1	06/14/1999	18,800	NA	6,820	210	436	958	1,360	NA	NA	NA	NA	NA	NA	NA	49.13	20.80	28.33	NA	2.2
MW-1	09/28/1999	21,500	NA	7,470	281	467	927	1,800	NA	NA	NA	NA	NA	NA	NA	49.13	22.55	26.58	NA	2.0
MW-1	12/08/1999	22,300	NA	6,140	135	256	367	232	NA	NA	NA	NA	NA	NA	NA	49.13	23.12	26.01	NA	2.1
MW-1	03/14/2000	6,690	NA	1,880	63.5	134	307	460	NA	NA	NA	NA	NA	NA	NA	49.13	18.87	30.26	NA	2.3
MW-1	06/28/2000	8,080	NA	2,690	85.1	149	514	701	NA	NA	NA	NA	NA	NA	NA	49.13	21.12	28.01	NA	2.4
MW-1	09/06/2000	17,800	NA	7,390	212	329	1,270	<1,000	NA	NA	NA	NA	NA	NA	NA	49.13	21.90	27.23	NA	3.0
MW-1	12/14/2000	8,900	NA	4,870	79.2	106	370	1,840	673*	NA	NA	NA	NA	NA	NA	49.13	22.60	26.53	NA	2.0
MW-1	03/05/2001	7,520	NA	2,120	66.0	107	129	668	NA	NA	NA	NA	NA	NA	NA	49.13	20.06	29.07	NA	0.4
MW-1	06/11/2001	30,000	NA	7,400	390	600	2,300	NA	170	NA	NA	NA	NA	NA	NA	49.13	22.39	26.74	NA	1.6
MW-1	09/12/2001	23,000	NA	7,500	120	280	910	NA	320	NA	NA	NA	NA	NA	NA	49.13	23.37	25.76	NA	2.2
MW-1	12/27/2001	16,000	NA	2,400	190	330	1,500	NA	350	NA	NA	NA	NA	NA	NA	49.13	20.97	28.16	NA	1.3
MW-1	02/27/2002	26,000	NA	6,100	330	510	2,000	NA	210	NA	NA	NA	NA	NA	NA	49.10	20.47	28.63	NA	1.3
MW-1	06/18/2002	29,000	NA	8,100	280	510	1,800	NA	140	NA	NA	NA	NA	NA	NA	49.10	21.99	27.11	NA	2.2
MW-1	09/18/2002	34,000	NA	5,900	350	700	3,000	NA	<250	NA	NA	NA	NA	NA	NA	49.10	23.21	25.89	NA	0.6
MW-1	12/27/2002	7,500	NA	1,200	30	120	410	NA	230	<5.0	<5.0	<5.0	310	31	<5.0	49.10	20.10	29.00	NA	0.6
MW-1	03/05/2003	17,000	NA	1,600	88	400	1,400	NA	230	NA	NA	<10	290	<10	NA	49.10	21.05	28.05	NA	1.7
MW-1	06/24/2003	Well inaccessible	NA	NA	NA	NA	NA	NA	NA	NA	NA	NA	NA	NA	NA	49.10	NA	NA	NA	NA

**WELL CONCENTRATIONS**  
**Shell-branded Service Station**  
**1784 150th Avenue**  
**San Leandro, CA**

Well ID	Date	TPPH (ug/L)	TEPH (ug/L)	B (ug/L)	T (ug/L)	E (ug/L)	X (ug/L)	MTBE 8020 (ug/L)	MTBE 8260 (ug/L)	DIPE (ug/L)	ETBE (ug/L)	TAME (ug/L)	TBA (ug/L)	1,2-DCA (ug/L)	EDB (ug/L)	TOC (MSL)	Depth to Water (ft.)	GW Elevation (MSL)	SPH Thickness (ft.)	DO Reading (ppm)
MW-1	06/25/2003	14,000	NA	5,300	250	440	2,100	NA	100	NA	NA	<200	<500	<50	NA	49.10	21.93	27.17	NA	0.9
MW-1	09/25/2003	33,000	NA	7,700	250	860	3,400	NA	130	NA	NA	<200	<500	<50	NA	49.10	23.21	25.89	NA	1.7
MW-1	12/15/2003	63,000	NA	14,000	360	1,300	3,900	NA	150	NA	NA	<400	<1000	<100	NA	49.10	22.08	27.02	NA	1.5
MW-1	03/04/2004	28,000	NA	8,000	180	640	2,100	NA	79	NA	NA	<200	<500	<50	NA	49.10	19.85	29.25	NA	0.2
<b>MW-1</b>	<b>05/27/2004</b>	<b>33,000</b>	<b>NA</b>	<b>8,700</b>	<b>260</b>	<b>840</b>	<b>2,700</b>	<b>NA</b>	<b>81</b>	<b>NA</b>	<b>NA</b>	<b>&lt;200</b>	<b>&lt;500</b>	<b>&lt;50</b>	<b>NA</b>	<b>49.10</b>	<b>22.15</b>	<b>26.95</b>	<b>NA</b>	<b>0.2</b>

MW-2	02/13/1992	NA	NA	NA	NA	NA	NA	NA	NA	NA	NA	NA	NA	NA	NA	45.83	22.22	23.61	NA	NA
MW-2	02/24/1992	17,000	2,700a	6,200	1,600	550	1,900	NA	NA	NA	NA	NA	NA	NA	NA	45.83	19.61	26.22	NA	NA
MW-2	02/27/1992	NA	NA	NA	NA	NA	NA	NA	NA	NA	NA	NA	NA	NA	NA	45.83	19.92	25.91	NA	NA
MW-2	03/01/1992	86,000	1,000a	30,000	34,000	2,300	16,000	NA	NA	NA	NA	NA	NA	NA	NA	45.83	21.11	24.72	NA	NA
MW-2	06/03/1992	87,000	NA	28,000	18,000	2,000	10,000	NA	NA	NA	NA	NA	NA	NA	NA	45.83	21.58	24.25	NA	NA
MW-2	09/01/1992	110,000	NA	21,000	13,000	1,900	7,800	NA	NA	NA	NA	NA	NA	NA	NA	45.83	23.46	22.37	NA	NA
MW-2	10/06/1992	NA	NA	NA	NA	NA	NA	NA	NA	NA	NA	NA	NA	NA	NA	45.83	23.99	21.84	NA	NA
MW-2	11/11/1992	NA	NA	NA	NA	NA	NA	NA	NA	NA	NA	NA	NA	NA	NA	45.83	24.25	21.58	NA	NA
MW-2	12/04/1992	42,000	NA	15,000	2,400	960	2,900	NA	NA	NA	NA	NA	NA	NA	NA	45.83	23.89	21.94	NA	NA
MW-2	01/22/1993	NA	NA	NA	NA	NA	NA	NA	NA	NA	NA	NA	NA	NA	NA	45.83	17.03	28.80	NA	NA
MW-2	02/10/1993	NA	NA	NA	NA	NA	NA	NA	NA	NA	NA	NA	NA	NA	NA	45.83	18.08	27.75	NA	NA
MW-2	03/03/1993	160,000	NA	36,000	3,800	32,000	21,000	NA	NA	NA	NA	NA	NA	NA	NA	45.83	17.28	28.55	NA	NA
MW-2 (D)	03/03/1993	150,000	NA	31,000	3,100	20,000	14,000	NA	NA	NA	NA	NA	NA	NA	NA	45.83	17.28	28.55	NA	NA
MW-2	05/11/1993	NA	NA	NA	NA	NA	NA	NA	NA	NA	NA	NA	NA	NA	NA	45.83	18.41	27.42	NA	NA
MW-2	06/17/1993	65,000	NA	34,000	15,000	3,200	11,000	NA	NA	NA	NA	NA	NA	NA	NA	45.83	19.06	26.77	NA	NA
MW-2 (D)	06/17/1993	62,000	NA	28,000	14,000	2,700	10,000	NA	NA	NA	NA	NA	NA	NA	NA	45.83	19.06	26.77	NA	NA
MW-2	09/10/1993	72,000	NA	24,000	16,000	2,300	11,000	NA	NA	NA	NA	NA	NA	NA	NA	45.83	20.88	24.95	NA	NA
MW-2 (D)	09/10/1993	71,000	NA	23,000	15,000	2,300	10,000	NA	NA	NA	NA	NA	NA	NA	NA	45.83	20.88	24.95	NA	NA
MW-2	12/13/1993	19,000	NA	5,400	4,900	680	3,100	NA	NA	NA	NA	NA	NA	NA	NA	45.83	20.42	25.41	NA	NA
MW-2 (D)	12/13/1993	17,000	NA	6,200	5,500	720	3,500	NA	NA	NA	NA	NA	NA	NA	NA	45.83	20.42	25.41	NA	NA
MW-2	03/03/1994	110,000	NA	21,000	24,000	2,000	13,000	NA	NA	NA	NA	NA	NA	NA	NA	45.83	18.48	27.35	NA	NA
MW-2 (D)	03/03/1994	93,000	NA	19,000	22,000	1,800	12,000	NA	NA	NA	NA	NA	NA	NA	NA	45.83	18.48	27.35	NA	NA
MW-2	06/06/1994	10,000	NA	1,900	3,300	2,500	13,000	NA	NA	NA	NA	NA	NA	NA	NA	45.83	20.26	25.57	NA	NA
MW-2 (D)	06/06/1994	99,000	NA	9,900	12,000	2,400	12,000	NA	NA	NA	NA	NA	NA	NA	NA	45.83	20.26	25.57	NA	NA
MW-2	09/12/1994	160,000	NA	22,000	33,000	3,400	23,000	NA	NA	NA	NA	NA	NA	NA	NA	45.83	21.80	24.03	NA	NA
MW-2 (D)	09/12/1994	150,000	NA	23,000	34,000	3,500	23,000	NA	NA	NA	NA	NA	NA	NA	NA	45.83	21.80	24.03	NA	NA
MW-2	12/19/1994	80,000	NA	17,000	16,000	2,300	14,000	NA	NA	NA	NA	NA	NA	NA	NA	45.83	19.66	26.17	NA	NA
MW-2 (D)	12/19/1994	100,000	NA	28,000	26,000	3,400	20,000	NA	NA	NA	NA	NA	NA	NA	NA	45.83	19.66	26.17	NA	NA
MW-2	02/28/1995	100,000	NA	24,000	18,000	2,300	17,000	NA	NA	NA	NA	NA	NA	NA	NA	45.83	17.51	28.32	NA	NA



**WELL CONCENTRATIONS**  
**Shell-branded Service Station**  
**1784 150th Avenue**  
**San Leandro, CA**

Well ID	Date	TPPH (ug/L)	TEPH (ug/L)	B (ug/L)	T (ug/L)	E (ug/L)	X (ug/L)	MTBE 8020 (ug/L)	MTBE 8260 (ug/L)	DIPE (ug/L)	ETBE (ug/L)	TAME (ug/L)	TBA (ug/L)	1,2-DCA (ug/L)	EDB (ug/L)	TOC (MSL)	Depth to Water (ft.)	GW Elevation (MSL)	SPH Thickness (ft.)	DO Reading (ppm)
MW-2 (D)	02/28/1995	100,000	NA	31,000	21,000	3,200	18,000	NA	NA	NA	NA	NA	NA	NA	NA	45.83	17.51	28.32	NA	NA
MW-2	03/24/1995	NA	NA	NA	NA	NA	NA	NA	NA	NA	NA	NA	NA	NA	NA	45.83	14.88	30.95	NA	NA
MW-2	06/26/1995	45,000	NA	14,000	12,000	1,500	7,500	NA	NA	NA	NA	NA	NA	NA	NA	45.83	17.58	28.25	NA	NA
MW-2 (D)	06/26/1995	68,000	NA	13,000	11,000	1,800	7,700	NA	NA	NA	NA	NA	NA	NA	NA	45.83	17.58	28.25	NA	NA
MW-2	09/13/1995	110,000	NA	19,000	19,000	2,800	15,000	NA	NA	NA	NA	NA	NA	NA	NA	45.83	19.28	26.55	NA	NA
MW-2 (D)	09/13/1995	120,000	NA	20,000	20,000	2,900	15,000	NA	NA	NA	NA	NA	NA	NA	NA	45.83	19.28	26.55	NA	NA
MW-2	12/19/1995	180,000	NA	18,000	29,000	4,100	24,000	NA	NA	NA	NA	NA	NA	NA	NA	45.83	18.61	27.22	NA	NA
MW-2 (D)	12/19/1995	160,000	NA	18,000	28,000	3,800	24,000	NA	NA	NA	NA	NA	NA	NA	NA	45.83	18.61	27.22	NA	NA
MW-2	03/06/1996	120,000	NA	28,000	15,000	3,900	17,000	NA	NA	NA	NA	NA	NA	NA	NA	45.83	15.41	30.42	NA	NA
MW-2	05/28/1996	96,000	NA	20,000	20,000	4,100	22,000	2,400	NA	NA	NA	NA	NA	NA	NA	45.83	17.84	27.99	NA	NA
MW-2	09/26/1996	87,000	NA	7,600	11,000	2,500	15,000	990	840	NA	NA	NA	NA	NA	NA	45.83	19.60	26.23	NA	NA
MW-2	12/10/1996	NA	NA	NA	NA	NA	NA	NA	NA	NA	NA	NA	NA	NA	NA	45.83	18.15	27.88	0.25	NA
MW-2	03/10/1997	NA	NA	NA	NA	NA	NA	NA	NA	NA	NA	NA	NA	NA	NA	45.83	17.02	28.97	0.20	NA
MW-2	06/30/1997	57,000	NA	3,600	4,600	1,300	9,700	2,300	NA	NA	NA	NA	NA	NA	NA	45.83	19.42	26.41	NA	2.4
MW-2	09/12/1997	88,000	NA	7,800	8,800	2,600	16,000	3,200	NA	NA	NA	NA	NA	NA	NA	45.83	19.40	26.43	NA	1.7
MW-2 (D)	09/12/1997	90,000	NA	8,300	9,400	2,700	17,000	3,400	NA	NA	NA	NA	NA	NA	NA	45.83	19.40	26.43	NA	1.7
MW-2 b	12/18/1997	NA	NA	NA	NA	NA	NA	NA	NA	NA	NA	NA	NA	NA	NA	45.83	17.56	28.27	NA	1.3
MW-2	02/02/1998	<50	NA	0.6	1.9	0.93	6.0	9.3	NA	NA	NA	NA	NA	NA	NA	45.83	18.14	27.69	NA	2
MW-2 (D)	02/02/1998	56	NA	1.0	2.8	1.4	9.3	13	NA	NA	NA	NA	NA	NA	NA	45.83	18.14	27.69	NA	2
MW-2	06/24/1998	20,000	NA	<200	620	560	4,500	<1,000	NA	NA	NA	NA	NA	NA	NA	45.83	16.08	29.75	NA	2.4
MW-2	08/26/1998	22,000	NA	380	1,100	560	4,400	330	NA	NA	NA	NA	NA	NA	NA	45.83	19.25	26.58	NA	NA
MW-2 (D)	08/26/1998	11,000	NA	180	130	290	500	1,400	NA	NA	NA	NA	NA	NA	NA	45.83	19.25	26.58	NA	NA
MW-2	12/23/1998	100,000	NA	4,100	6,500	2,400	16,000	<500	NA	NA	NA	NA	NA	NA	NA	45.83	18.29	27.54	NA	3.8
MW-2	03/01/1999	50,800	NA	3,910	7,480	1,890	13,100	9,620	NA	NA	NA	NA	NA	NA	NA	45.83	22.81	23.02	NA	2.0
MW-2	06/14/1999	4,930	NA	128	270	139	1,040	2,200	2,540*	NA	NA	NA	NA	NA	NA	45.83	18.86	26.97	NA	1.6
MW-2	09/28/1999	16,200	NA	647	1,070	542	4,130	5,320	4,790	NA	NA	NA	NA	NA	NA	45.83	21.41	24.42	NA	1.8
MW-2	12/08/1999	25,700	NA	1,670	2,110	977	6,600	6,190	5,970	NA	NA	NA	NA	NA	NA	45.83	21.89	23.94	NA	1.8
MW-2	03/14/2000	45,100	NA	2,070	4,710	1,920	12,800	16,700	18,300*	NA	NA	NA	NA	NA	NA	45.83	15.57	30.26	NA	2.0
MW-2	06/28/2000	52,100	NA	5,150	4,200	1,880	13,300	15,500	13,500*	NA	NA	NA	NA	NA	NA	45.83	17.79	28.04	NA	1.9
MW-2	09/06/2000	39,500	NA	4,490	3,290	2,100	14,000	18,500	9,060*	NA	NA	NA	NA	NA	NA	45.83	18.65	27.18	NA	3.5
MW-2	12/14/2000	209	NA	3.51	1.11	1.00	64.4	79.4	NA	NA	NA	NA	NA	NA	NA	45.83	19.00	26.83	NA	1.5
MW-2	03/05/2001	38,200	NA	2,010	927	1,250	8,300	13,100	15,400	NA	NA	NA	NA	NA	NA	45.83	16.66	29.17	NA	1.0
MW-2	06/11/2001	50,000	NA	4,400	2,200	1,800	11,000	NA	26,000	NA	NA	NA	NA	NA	NA	45.83	18.93	26.90	NA	1.7
MW-2	09/12/2001	59,000	NA	6,100	2,800	2,300	14,000	NA	21,000	NA	NA	NA	NA	NA	NA	45.83	19.85	25.98	NA	1.6
MW-2	12/27/2001	74,000	NA	8,600	2,500	2,500	17,000	NA	25,000	NA	NA	NA	NA	NA	NA	45.83	17.85	27.98	NA	2.6

**WELL CONCENTRATIONS**  
**Shell-branded Service Station**  
**1784 150th Avenue**  
**San Leandro, CA**

Well ID	Date	TPPH (ug/L)	TEPH (ug/L)	B (ug/L)	T (ug/L)	E (ug/L)	X (ug/L)	MTBE 8020 (ug/L)	MTBE 8260 (ug/L)	DIPE (ug/L)	ETBE (ug/L)	TAME (ug/L)	TBA (ug/L)	1,2-DCA (ug/L)	EDB (ug/L)	TOC (MSL)	Depth to Water (ft.)	GW Elevation (MSL)	SPH Thickness (ft.)	DO Reading (ppm)
MW-2	02/27/2002	70,000	NA	8,100	2,600	2,100	13,000	NA	32,000	NA	NA	NA	NA	NA	NA	45.79	17.15	28.64	NA	2.0
MW-2	06/18/2002	72,000	NA	9,500	3,000	2,200	13,000	NA	29,000	NA	NA	NA	NA	NA	NA	45.79	18.49	27.30	NA	0.6
MW-2	09/18/2002	48,000	NA	7,600	850	1,300	6,300	NA	8,700	NA	NA	NA	NA	NA	NA	45.79	19.95	25.84	NA	1.0
MW-2	12/27/2002	40,000	NA	5,900	1,200	1,400	7,800	NA	19,000	<50	<50	55	10,000	<50	<50	45.79	16.71	29.08	NA	1.0
MW-2	03/05/2003	62,000	NA	13,000	1,400	2,000	7,900	NA	21,000	NA	NA	<50	10,000	<50	NA	45.79	17.72	28.07	NA	1.4
MW-2	06/24/2003	19,000	NA	9,500	530	700	2,900	NA	14,000	NA	NA	<400	6,000	<100	NA	45.79	18.30	27.49	NA	1.4
MW-2	09/25/2003	65,000	NA	24,000	1,500	2,400	9,700	NA	19,000	NA	NA	<1,000	6,400	<250	NA	45.79	20.05	25.74	NA	1.3
MW-2	12/15/2003	67,000	NA	18,000	1,800	1,900	7,200	NA	11,000	NA	NA	<400	3,700	<100	NA	45.79	18.80	26.99	NA	0.1
MW-2	03/04/2004	72,000	NA	27,000	1,200	2,100	7,600	NA	13,000	NA	NA	<400	6,800	<100	NA	45.79	16.75	29.04	NA	0.2
MW-2	05/27/2004	74,000	NA	6,000	2,000	2,500	15,000	NA	19,000	NA	NA	<400	8,500	<100	NA	45.79	18.85	26.94	NA	0.8

MW-3	02/13/1992	NA	NA	NA	NA	NA	NA	NA	NA	NA	NA	NA	NA	NA	NA	51.97	27.97	24.00	NA	NA
MW-3	02/24/1992	4,500	1,300a	97	<5	78	18	NA	NA	NA	NA	NA	NA	NA	NA	51.97	25.60	26.37	NA	NA
MW-3	02/27/1992	NA	NA	NA	NA	NA	NA	NA	NA	NA	NA	NA	NA	NA	NA	51.97	25.88	26.09	NA	NA
MW-3	03/01/1992	2,200	440	69	<0.5	<0.5	<0.5	NA	NA	NA	NA	NA	NA	NA	NA	51.97	26.00	25.97	NA	NA
MW-3	06/03/1992	4,100	NA	13	72	44	65	NA	NA	NA	NA	NA	NA	NA	NA	51.97	27.70	24.27	NA	NA
MW-3	09/01/1992	1,900	NA	20	6.8	5.5	<5	NA	NA	NA	NA	NA	NA	NA	NA	51.97	29.46	22.51	NA	NA
MW-3 (D)	09/01/1992	1,900	NA	21	6.6	3.4	<5	NA	NA	NA	NA	NA	NA	NA	NA	51.97	29.46	22.51	NA	NA
MW-3	10/06/1992	NA	NA	NA	NA	NA	NA	NA	NA	NA	NA	NA	NA	NA	NA	51.97	30.01	21.96	NA	NA
MW-3	11/11/1992	NA	NA	NA	NA	NA	NA	NA	NA	NA	NA	NA	NA	NA	NA	51.97	30.26	21.71	NA	NA
MW-3	12/04/1992	2,400	NA	8.2	<5	<5	<5	NA	NA	NA	NA	NA	NA	NA	NA	51.97	29.93	22.04	NA	NA
MW-3 (D)	12/04/1992	2,100	NA	11	<0.5	5.7	<0.5	NA	NA	NA	NA	NA	NA	NA	NA	51.97	29.93	22.04	NA	NA
MW-3	01/22/1993	NA	NA	NA	NA	NA	NA	NA	NA	NA	NA	NA	NA	NA	NA	51.97	22.76	29.21	NA	NA
MW-3	02/10/1993	NA	NA	NA	NA	NA	NA	NA	NA	NA	NA	NA	NA	NA	NA	51.97	21.40	30.57	NA	NA
MW-3	03/03/1993	5,100	NA	63	61	75	150	NA	NA	NA	NA	NA	NA	NA	NA	51.97	23.08	28.89	NA	NA
MW-3	05/11/1993	NA	NA	NA	NA	NA	NA	NA	NA	NA	NA	NA	NA	NA	NA	51.97	24.51	27.46	NA	NA
MW-3	06/17/1993	4,000	NA	94	140	82	150	NA	NA	NA	NA	NA	NA	NA	NA	51.97	25.21	26.76	NA	NA
MW-3	09/10/1993	3,200	NA	140	12.5	12.5	12.5	NA	NA	NA	NA	NA	NA	NA	NA	51.97	26.95	25.02	NA	NA
MW-3	12/13/1993	6,200	NA	<12.5	<12.5	<12.5	<12.5	NA	NA	NA	NA	NA	NA	NA	NA	51.97	26.52	25.45	NA	NA
MW-3	03/03/1994	4,500	NA	73	<5	<5	<5	NA	NA	NA	NA	NA	NA	NA	NA	51.97	24.50	27.47	NA	NA
MW-3	06/06/1994	3,200	NA	<0.5	<0.5	3.1	<0.5	NA	NA	NA	NA	NA	NA	NA	NA	51.97	26.33	25.64	NA	NA
MW-3	09/12/1994	3,900	NA	<0.5	<0.5	9.6	4.1	NA	NA	NA	NA	NA	NA	NA	NA	51.97	27.98	23.99	NA	NA
MW-3	12/19/1994	2,400	NA	21	22	4.2	2.6	NA	NA	NA	NA	NA	NA	NA	NA	51.97	25.63	26.34	NA	NA
MW-3	02/28/1995	4,000	NA	58	<0.5	7.1	3.5	NA	NA	NA	NA	NA	NA	NA	NA	51.97	23.45	28.52	NA	NA
MW-3	03/24/1995	NA	NA	NA	NA	NA	NA	NA	NA	NA	NA	NA	NA	NA	NA	51.97	21.07	30.90	NA	NA

**WELL CONCENTRATIONS**  
**Shell-branded Service Station**  
**1784 150th Avenue**  
**San Leandro, CA**

Well ID	Date	TPPH (ug/L)	TEPH (ug/L)	B (ug/L)	T (ug/L)	E (ug/L)	X (ug/L)	MTBE 8020 (ug/L)	MTBE 8260 (ug/L)	DIPE (ug/L)	ETBE (ug/L)	TAME (ug/L)	TBA (ug/L)	1,2-DCA (ug/L)	EDB (ug/L)	TOC (MSL)	Depth to Water (ft.)	GW Elevation (MSL)	SPH Thickness (ft.)	DO Reading (ppm)
MW-3	06/26/1995	3,900	NA	8.1	<0.5	12	2.4	NA	NA	NA	NA	NA	NA	NA	NA	51.97	23.64	28.33	NA	NA
MW-3	09/13/1995	4,100	NA	58	5.5	5.5	<0.5	NA	NA	NA	NA	NA	NA	NA	NA	51.97	25.40	26.57	NA	NA
MW-3	12/19/1995	3,600	NA	<0.5	4.3	2.1	1.1	NA	NA	NA	NA	NA	NA	NA	NA	51.97	24.53	27.44	NA	NA
MW-3	03/07/1996	NA	NA	NA	NA	NA	NA	NA	NA	NA	NA	NA	NA	NA	NA	51.97	21.59	30.41	0.04	NA
MW-3	06/28/1996	2,400	NA	55	<0.5	<0.5	11	120	NA	NA	NA	NA	NA	NA	NA	51.97	23.95	28.02	NA	NA
MW-3	09/26/1996	2,500	NA	<5.0	<5.0	<5.0	<5.0	160	NA	NA	NA	NA	NA	NA	NA	51.97	25.89	26.08	NA	NA
MW-3	12/10/1996	1,600	NA	28	4.2	<2.0	3.9	110	NA	NA	NA	NA	NA	NA	NA	51.97	24.22	27.75	NA	0.8
MW-3	03/10/1997	130	NA	<0.50	<0.50	<0.50	1.4	4.2	NA	NA	NA	NA	NA	NA	NA	51.97	23.05	28.92	NA	2.8
MW-3	06/30/1997	1,200	NA	21	2.3	<2.0	<2.0	69	NA	NA	NA	NA	NA	NA	NA	51.97	24.34	27.63	NA	2.3
MW-3	09/12/1997	440	NA	8.3	0.82	<0.50	1.9	3.4	NA	NA	NA	NA	NA	NA	NA	51.97	24.47	27.50	NA	1.9
MW-3 b	12/18/1997	NA	NA	NA	NA	NA	NA	NA	NA	NA	NA	NA	NA	NA	NA	51.97	23.54	28.43	NA	0.8
MW-3	02/02/1998	400	NA	9.3	0.68	<0.50	<0.50	9	NA	NA	NA	NA	NA	NA	NA	51.97	21.92	30.05	NA	1.5
MW-3	06/24/1998	<50	NA	<0.50	<0.50	<0.50	<0.50	<2.5	NA	NA	NA	NA	NA	NA	NA	51.97	22.35	29.62	NA	1.9
MW-3	08/26/1998	140	NA	7.4	<0.50	<0.50	2.5	13	NA	NA	NA	NA	NA	NA	NA	51.97	23.45	28.52	NA	1.3
MW-3	12/23/1998	1,200	NA	50	<2.0	<2.0	<2.0	69	NA	NA	NA	NA	NA	NA	NA	51.97	24.01	27.96	NA	4.2
MW-3	03/01/1999	2,550	NA	<0.500	<0.500	<0.500	0.658	32.4	NA	NA	NA	NA	NA	NA	NA	51.97	22.08	29.89	NA	2.0
MW-3	06/14/1999	514	NA	18.1	0.728	<0.500	<0.500	15.9	NA	NA	NA	NA	NA	NA	NA	51.97	23.15	28.82	NA	1.7
MW-3	09/28/1999	1,180	NA	<1.00	<1.00	<1.00	<1.00	<10.0	NA	NA	NA	NA	NA	NA	NA	51.97	25.36	26.61	NA	1.2
MW-3	12/08/1999	1,740	NA	71.5	23.0	24.2	61.3	103	NA	NA	NA	NA	NA	NA	NA	51.97	25.75	26.22	NA	2.0
MW-3	03/14/2000	1,410	NA	5.63	35.6	<5.00	8.41	38.7	NA	NA	NA	NA	NA	NA	NA	51.97	21.64	30.33	NA	2.1
MW-3	06/28/2000	2,460	NA	<5.00	9.48	<5.00	28.4	64.0	NA	NA	NA	NA	NA	NA	NA	51.97	23.84	28.13	NA	2.87
MW-3	09/06/2000	887	NA	<1.00	<1.00	<1.00	<1.00	<10.0	NA	NA	NA	NA	NA	NA	NA	51.97	24.73	27.24	NA	2.0
MW-3	12/14/2000	955	NA	25.4	1.96	<0.500	1.13	10.2	NA	NA	NA	NA	NA	NA	NA	51.97	25.45	26.52	NA	2.1
MW-3	03/05/2001	2,100	NA	4.90	56.5	<2.00	3.62	261	NA	NA	NA	NA	NA	NA	NA	51.97	22.83	29.14	NA	0.8
MW-3	06/11/2001	2,000	NA	1.0	<0.50	<0.50	<0.50	NA	<0.50	NA	NA	NA	NA	NA	NA	51.97	25.20	26.77	NA	0.7
MW-3	09/12/2001	1,500	NA	0.50	0.54	<0.50	1.8	NA	<5.0	NA	NA	NA	NA	NA	NA	51.97	26.15	25.82	NA	1.5
MW-3	12/27/2001	2,100	NA	<0.50	<0.50	<0.50	<0.50	NA	<5.0	NA	NA	NA	NA	NA	NA	51.97	23.67	28.30	NA	1.9
MW-3	02/27/2002	2,300	NA	<0.50	<0.50	<0.50	<0.50	NA	<5.0	NA	NA	NA	NA	NA	NA	51.92	23.23	28.69	NA	1.5
MW-3	06/18/2002	2,000	NA	<0.50	<0.50	<0.50	<0.50	NA	<0.50	NA	NA	NA	NA	NA	NA	51.92	24.74	27.18	NA	2.0
MW-3	09/18/2002	2,600	NA	<0.50	<0.50	<0.50	<0.50	NA	<5.0	NA	NA	NA	NA	NA	NA	51.92	26.05	25.87	NA	1.4
MW-3	12/27/2002	Well inaccessible		NA	NA	NA	NA	NA	NA	NA	NA	NA	NA	NA	NA	51.92	NA	NA	NA	NA
MW-3	03/05/2003	2,300	NA	<0.50	<0.50	<0.50	<0.50	NA	<5.0	NA	NA	<2.0	<5.0	13	NA	51.92	23.84	28.08	NA	1.3
MW-3	06/24/2003	Well inaccessible		NA	NA	NA	NA	NA	NA	NA	NA	NA	NA	NA	NA	51.92	NA	NA	NA	NA
MW-3	06/25/2003	1,800 c	NA	0.71	<0.50	<0.50	<1.0	NA	0.54	NA	NA	<2.0	<5.0	1.1	NA	51.92	24.48	27.44	NA	1.3
MW-3	09/25/2003	NA	NA	NA	NA	NA	NA	NA	NA	NA	NA	NA	NA	NA	NA	51.92	25.99	25.93	NA	NA

**WELL CONCENTRATIONS**  
**Shell-branded Service Station**  
**1784 150th Avenue**  
**San Leandro, CA**

Well ID	Date	TPPH (ug/L)	TEPH (ug/L)	B (ug/L)	T (ug/L)	E (ug/L)	X (ug/L)	MTBE 8020 (ug/L)	MTBE 8260 (ug/L)	DIPE (ug/L)	ETBE (ug/L)	TAME (ug/L)	TBA (ug/L)	1,2-DCA (ug/L)	EDB (ug/L)	TOC (MSL)	Depth to Water (ft.)	GW Elevation (MSL)	SPH Thickness (ft.)	DO Reading (ppm)
MW-3	12/15/2003	NA	NA	NA	NA	NA	NA	NA	NA	NA	NA	NA	NA	NA	NA	51.92	24.94	26.98	NA	NA
MW-3	03/04/2004	NA	NA	NA	NA	NA	NA	NA	NA	NA	NA	NA	NA	NA	NA	51.92	22.50	29.42	NA	NA
MW-3	05/27/2004	2,500	NA	<0.50	<0.50	<0.50	<1.0	NA	1.1	NA	NA	<2.0	<5.0	0.82	NA	51.92	24.94	26.98	NA	0.5
MW-4	03/24/1995	<50	NA	<0.5	<0.5	<0.5	<0.5	NA	NA	NA	NA	NA	NA	NA	NA	40.51	9.16	31.35	NA	NA
MW-4	06/26/1995	<50	NA	<0.5	<0.5	<0.5	<0.5	NA	NA	NA	NA	NA	NA	NA	NA	40.51	12.06	28.45	NA	NA
MW-4	09/13/1995	<50	NA	<0.5	<0.5	<0.5	<0.5	NA	NA	NA	NA	NA	NA	NA	NA	40.51	13.90	26.61	NA	NA
MW-4	12/19/1995	<50	NA	<0.5	<0.5	<0.5	<0.5	NA	NA	NA	NA	NA	NA	NA	NA	40.51	12.90	27.61	NA	NA
MW-4	03/06/1996	<50	NA	<0.5	<0.5	<0.5	<0.5	NA	NA	NA	NA	NA	NA	NA	NA	40.51	9.63	30.88	NA	NA
MW-4	06/28/1996	40	NA	<0.5	0.59	0.97	3.8	26	NA	NA	NA	NA	NA	NA	NA	40.51	12.30	28.21	NA	NA
MW-4	09/26/1996	<50	NA	<0.5	<0.5	<0.5	<0.5	<2.5	NA	NA	NA	NA	NA	NA	NA	40.51	14.12	26.39	NA	NA
MW-4	12/10/1996	<50	NA	<0.5	<0.5	<0.5	<0.5	<2.5	NA	NA	NA	NA	NA	NA	NA	40.51	12.31	28.20	NA	1.2
MW-4	03/10/1997	<50	NA	<0.50	<0.50	<0.50	<0.50	<2.5	NA	NA	NA	NA	NA	NA	NA	40.51	11.34	29.17	NA	NA
MW-4	06/30/1997	<50	NA	<0.50	<0.50	<0.50	<0.50	<2.5	NA	NA	NA	NA	NA	NA	NA	40.51	13.80	26.71	NA	1.9
MW-4	09/12/1997	<50	NA	<0.50	<0.50	<0.50	<0.50	<2.5	NA	NA	NA	NA	NA	NA	NA	40.51	13.99	26.52	NA	1.7
MW-4 b	12/18/1997	NA	NA	NA	NA	NA	NA	NA	NA	NA	NA	NA	NA	NA	NA	40.51	12.02	28.49	NA	1.8
MW-4	02/02/1998	<50	NA	<0.50	<0.50	<0.50	<0.50	<2.5	NA	NA	NA	NA	NA	NA	NA	40.51	11.23	29.28	NA	1
MW-4	06/24/1998	<50	NA	<0.50	<0.50	<0.50	<0.50	<2.5	NA	NA	NA	NA	NA	NA	NA	40.51	10.58	29.93	NA	1.9
MW-4	08/26/1998	<50	NA	<0.50	<0.50	<0.50	<0.50	<2.5	NA	NA	NA	NA	NA	NA	NA	40.51	11.75	28.76	NA	1.2
MW-4	12/23/1998	<50	NA	0.60	<0.50	<0.50	<0.50	<2.5	NA	NA	NA	NA	NA	NA	NA	40.51	12.41	28.10	NA	4.2
MW-4	03/01/1999	<50.0	NA	<0.500	<0.500	<0.500	<0.500	<2.00	NA	NA	NA	NA	NA	NA	NA	40.51	10.38	30.13	NA	2.1
MW-4	06/14/1999	<50.0	NA	<0.500	<0.500	<0.500	<0.500	<2.50	NA	NA	NA	NA	NA	NA	NA	40.51	11.91	28.60	NA	2.4
MW-4	09/28/1999	<50.0	NA	<0.500	<0.500	<0.500	<0.500	<5.00	NA	NA	NA	NA	NA	NA	NA	40.51	10.19	30.32	NA	2.2
MW-4	12/08/1999	<50.0	NA	<0.500	<0.500	<0.500	<0.500	<2.50	NA	NA	NA	NA	NA	NA	NA	40.51	10.67	29.84	NA	1.8
MW-4	03/14/2000	<50.0	NA	<0.500	<0.500	<0.500	<0.500	<2.50	NA	NA	NA	NA	NA	NA	NA	40.51	9.95	30.56	NA	2.5
MW-4	06/28/2000	<50.0	NA	<0.500	<0.500	<0.500	<0.500	<2.50	NA	NA	NA	NA	NA	NA	NA	40.51	12.22	28.29	NA	0.9
MW-4	09/06/2000	NA	NA	NA	NA	NA	NA	NA	NA	NA	NA	NA	NA	NA	NA	40.51	13.17	27.34	NA	3.0
MW-4	12/14/2000	NA	NA	NA	NA	NA	NA	NA	NA	NA	NA	NA	NA	NA	NA	40.51	8.65	31.86	NA	NA
MW-4	03/05/2001	NA	NA	NA	NA	NA	NA	NA	NA	NA	NA	NA	NA	NA	NA	40.51	11.07	29.44	NA	NA
MW-4	06/11/2001	<50	NA	<0.50	<0.50	<0.50	<0.50	NA	<0.50	NA	NA	NA	NA	NA	NA	40.51	13.62	26.89	NA	1.3
MW-4	09/12/2001	NA	NA	NA	NA	NA	NA	NA	NA	NA	NA	NA	NA	NA	NA	40.51	14.61	25.90	NA	NA
MW-4	12/27/2001	NA	NA	NA	NA	NA	NA	NA	NA	NA	NA	NA	NA	NA	NA	40.51	12.19	28.32	NA	NA
MW-4	02/27/2002	NA	NA	NA	NA	NA	NA	NA	NA	NA	NA	NA	NA	NA	NA	40.45	11.64	28.81	NA	NA
MW-4	06/18/2002	<50	NA	<0.50	<0.50	<0.50	<0.50	NA	<0.50	NA	NA	NA	NA	NA	NA	40.45	13.22	27.23	NA	0.6
MW-4	09/18/2002	NA	NA	NA	NA	NA	NA	NA	NA	NA	NA	NA	NA	NA	NA	40.45	14.46	25.99	NA	NA

**WELL CONCENTRATIONS**  
**Shell-branded Service Station**  
**1784 150th Avenue**  
**San Leandro, CA**

Well ID	Date	TPPH (ug/L)	TEPH (ug/L)	B (ug/L)	T (ug/L)	E (ug/L)	X (ug/L)	MTBE 8020 (ug/L)	MTBE 8260 (ug/L)	DIPE (ug/L)	ETBE (ug/L)	TAME (ug/L)	TBA (ug/L)	1,2-DCA (ug/L)	EDB (ug/L)	TOC (MSL)	Depth to Water (ft.)	GW Elevation (MSL)	SPH Thickness (ft.)	DO Reading (ppm)
MW-4	12/27/2002	NA	NA	NA	NA	NA	NA	NA	NA	NA	NA	NA	NA	NA	NA	40.45	11.23	29.22	NA	NA
MW-4	03/05/2003	NA	NA	NA	NA	NA	NA	NA	NA	NA	NA	NA	NA	NA	NA	40.45	12.22	28.23	NA	NA
MW-4	06/24/2003	57 c	NA	<0.50	<0.50	<0.50	<1.0	NA	12	NA	NA	NA	NA	NA	NA	40.45	12.79	27.66	NA	1.6
MW-4	09/25/2003	NA	NA	NA	NA	NA	NA	NA	NA	NA	NA	NA	NA	NA	NA	40.45	14.45	26.00	NA	NA
MW-4	12/15/2003	NA	NA	NA	NA	NA	NA	NA	NA	NA	NA	NA	NA	NA	NA	40.45	13.24	27.21	NA	NA
MW-4	03/04/2004	NA	NA	NA	NA	NA	NA	NA	NA	NA	NA	NA	NA	NA	NA	40.45	10.93	29.52	NA	NA
MW-4	05/27/2004	<50	NA	<0.50	<0.50	<0.50	<1.0	NA	<0.50	NA	NA	NA	NA	NA	NA	40.45	13.42	27.03	NA	0.5
MW-5	01/29/2002	NA	NA	NA	NA	NA	NA	NA	NA	NA	NA	NA	NA	NA	NA	41.46	12.82	28.64	NA	NA
MW-5	02/27/2002	190	NA	<0.50	<0.50	0.85	1.5	NA	<5.0	NA	NA	NA	NA	NA	NA	41.46	12.85	28.61	NA	1.9
MW-5	06/18/2002	650	NA	1.4	3.0	52	28	NA	<0.50	NA	NA	NA	NA	NA	NA	41.46	13.65	27.81	NA	0.8
MW-5	09/18/2002	390	NA	0.72	0.51	<0.50	<0.50	NA	<5.0	NA	NA	NA	NA	NA	NA	41.46	15.57	25.89	NA	1.1
MW-5	12/27/2002	380	NA	<0.50	<0.50	0.56	<0.50	NA	<0.50	<2.0	<2.0	<2.0	<50	<2.0	<2.0	41.46	12.51	28.95	NA	1.9
MW-5	03/05/2003	290	NA	<0.50	1.7	9.4	22	NA	<5.0	NA	NA	NA	NA	NA	NA	41.46	13.39	28.07	NA	2.6
MW-5	06/24/2003	220	NA	<0.50	1.0	19	1.3	NA	<0.50	NA	NA	NA	NA	NA	NA	41.46	13.91	27.55	NA	1.7
MW-5	09/25/2003	<50	NA	<0.50	<0.50	<0.50	<1.0	NA	<0.50	NA	NA	NA	NA	NA	NA	41.46	15.58	25.88	NA	2.1
MW-5	12/15/2003	200 c	NA	<0.50	<0.50	<0.50	<1.0	NA	<0.50	NA	NA	NA	NA	NA	NA	41.46	14.45	27.01	NA	0.21
MW-5	03/04/2004	170 c	NA	<0.50	<0.50	<0.50	<1.0	NA	<0.50	NA	NA	NA	NA	NA	NA	41.46	12.52	28.94	NA	0.1
MW-5	05/27/2004	<50	NA	<0.50	<0.50	<0.50	<1.0	NA	<0.50	NA	NA	NA	NA	NA	NA	41.46	14.49	26.97	NA	0.5
MW-6	01/29/2002	NA	NA	NA	NA	NA	NA	NA	NA	NA	NA	NA	NA	NA	NA	41.50	3.88	37.62	NA	NA
MW-6	01/31/2002	NA	NA	NA	NA	NA	NA	NA	NA	NA	NA	NA	NA	NA	NA	41.50	12.43	29.07	NA	NA
MW-6	02/27/2002	<50	NA	<0.50	<0.50	<0.50	<0.50	NA	<5.0	NA	NA	NA	NA	NA	NA	41.50	12.82	28.68	NA	4.1
MW-6	06/18/2002	<50	NA	<0.50	<0.50	<0.50	<0.50	NA	<0.50	NA	NA	NA	NA	NA	NA	41.50	4.26	37.24	NA	3.9
MW-6	09/18/2002	<50	NA	<0.50	<0.50	<0.50	<0.50	NA	<5.0	NA	NA	NA	NA	NA	NA	41.50	5.26	36.24	NA	4.2
MW-6	12/27/2002	<50	NA	<0.50	<0.50	<0.50	<0.50	NA	<0.50	<2.0	<2.0	<2.0	<50	<2.0	<2.0	41.50	12.11	29.39	NA	3.0
MW-6	03/05/2003	<50	NA	<0.50	<0.50	<0.50	<0.50	NA	<5.0	NA	NA	NA	NA	NA	NA	41.50	13.47	28.03	NA	4.9
MW-6	06/24/2003	<50	NA	<0.50	<0.50	<0.50	<1.0	NA	<0.50	NA	NA	NA	NA	NA	NA	41.50	13.71	27.79	NA	5.8
MW-6	09/25/2003	Well inaccessible		NA	NA	NA	NA	NA	NA	NA	NA	NA	NA	NA	NA	41.50	NA	NA	NA	NA
MW-6	12/15/2003	<50	NA	<0.50	<0.50	<0.50	<1.0	NA	<0.50	NA	NA	NA	NA	NA	NA	41.50	13.17	28.33	NA	5.7
MW-6	03/04/2004	<50	NA	<0.50	<0.50	<0.50	<1.0	NA	<0.50	NA	NA	NA	NA	NA	NA	41.50	11.15	30.35	NA	1.0
MW-6	05/27/2004	<50	NA	0.50	<0.50	<0.50	<1.0	NA	<0.50	NA	NA	NA	NA	NA	NA	41.50	13.68	27.82	NA	1.0
MW-7	10/21/2002	NA	NA	NA	NA	NA	NA	NA	NA	NA	NA	NA	NA	NA	NA	44.45	18.90	25.55	NA	NA
MW-7	12/27/2002	49,000	NA	830	980	2,000	5,200	NA	<10	<10	<10	<10	<100	<10	<10	44.45	15.43	29.02	NA	2.1

**WELL CONCENTRATIONS**  
**Shell-branded Service Station**  
**1784 150th Avenue**  
**San Leandro, CA**

Well ID	Date	TPPH (ug/L)	TEPH (ug/L)	B (ug/L)	T (ug/L)	E (ug/L)	X (ug/L)	MTBE 8020 (ug/L)	MTBE 8260 (ug/L)	DIPE (ug/L)	ETBE (ug/L)	TAME (ug/L)	TBA (ug/L)	1,2-DCA (ug/L)	EDB (ug/L)	TOC (MSL)	Depth to Water (ft.)	GW Elevation (MSL)	SPH Thickness (ft.)	DO Reading (ppm)
MW-7	03/05/2003	32,000	NA	370	490	1,600	2,900	NA	<100	NA	NA	NA	NA	NA	NA	44.45	16.34	28.11	NA	2.6
MW-7	06/24/2003	Well inaccessible		NA	NA	NA	NA	NA	NA	NA	NA	NA	NA	NA	NA	44.45	NA	NA	NA	NA
MW-7	09/25/2003	8,700	NA	57	34	450	290	NA	<5.0	NA	NA	NA	NA	NA	NA	44.45	18.36	26.09	NA	1.2
MW-7	12/15/2003	27,000	NA	170	260	1,200	1,500	NA	<10	NA	NA	NA	NA	NA	NA	44.45	17.44	27.01	NA	1.3
MW-7	03/04/2004	13,000	NA	200	190	1,200	1,200	NA	<5.0	NA	NA	NA	NA	NA	NA	44.45	15.45	29.00	NA	0.1
MW-7	05/27/2004	16,000	NA	76	56	860	420	NA	<5.0	NA	NA	NA	NA	NA	NA	44.45	17.50	26.95	NA	0.5
MW-8	10/21/2002	NA	NA	NA	NA	NA	NA	NA	NA	NA	NA	NA	NA	NA	NA	43.27	17.70	25.57	NA	NA
MW-8	12/27/2002	30,000	NA	280	220	2,000	5,300	NA	<10	<10	<10	<10	<100	<10	<10	43.27	14.25	29.02	NA	1.2
MW-8	03/05/2003	30,000	NA	220	150	2,100	4,200	NA	<100	NA	NA	NA	NA	NA	NA	43.27	15.36	27.91	NA	1.3
MW-8	06/24/2003	Well inaccessible		NA	NA	NA	NA	NA	NA	NA	NA	NA	NA	NA	NA	43.27	NA	NA	NA	NA
MW-8	09/25/2003	26,000	NA	240	53	1,600	2,600	NA	<50	NA	NA	NA	NA	NA	NA	43.27	17.43	25.84	NA	1.0
MW-8	12/15/2003	38,000	NA	290	140	2,200	5,200	NA	<13	NA	NA	NA	NA	NA	NA	43.27	16.24	27.03	NA	0.4
MW-8	03/04/2004	19,000	NA	180	95	1,400	3,900	NA	<13	NA	NA	NA	NA	NA	NA	43.27	14.63	28.64	NA	0.1
MW-8	05/27/2004	19,000	NA	230	41	1,100	2,200	NA	<13	NA	NA	NA	NA	NA	NA	43.27	16.41	26.86	NA	0.5
MW-9	12/10/2003	NA	NA	NA	NA	NA	NA	NA	NA	NA	NA	NA	NA	NA	NA	41.65	15.15	26.50	NA	NA
MW-9	12/15/2003	<50	NA	<0.50	<0.50	<0.50	1.3	NA	2.5	NA	NA	NA	NA	NA	NA	41.65	14.48	27.17	NA	0.9
MW-9	03/04/2004	<50	NA	<0.50	<0.50	<0.50	<1.0	NA	<0.50	NA	NA	NA	NA	NA	NA	41.65	12.15	29.50	NA	0.2
MW-9	05/27/2004	<50	NA	<0.50	<0.50	<0.50	<1.0	NA	<0.50	NA	NA	NA	NA	NA	NA	41.65	14.55	27.10	NA	0.5
MW-10	12/10/2003	NA	NA	NA	NA	NA	NA	NA	NA	NA	NA	NA	NA	NA	NA	50.64	24.33	26.31	NA	NA
MW-10	12/15/2003	6,400	NA	3.1	<1.0	33	20	NA	<1.0	NA	NA	<4.0	<10	<1.0	NA	50.64	23.58	27.06	NA	0.3
MW-10	03/04/2004	1,400	NA	1.2	<1.0	16	3.4	NA	<1.0	NA	NA	<4.0	<10	<1.0	NA	50.64	21.20	29.44	NA	0.1
MW-10	05/27/2004	810	NA	<1.0	<1.0	8.3	<2.0	NA	<1.0	NA	NA	<4.0	NA	<1.0	NA	50.64	23.63	27.01	NA	0.5
MW-11	12/10/2003	NA	NA	NA	NA	NA	NA	NA	NA	NA	NA	NA	NA	NA	NA	45.58	19.10	26.48	NA	NA
MW-11	12/15/2003	110,000	NA	9,900	3,300	3,900	23,000	NA	20,000	NA	NA	<800	18,000	<200	NA	45.58	18.50	27.08	NA	0.3
MW-11	03/04/2004	68,000	NA	5,300	3,000	3,600	23,000	NA	8,300	NA	NA	<200	12,000	<50	NA	45.58	16.67	28.91	NA	0.1
MW-11	05/27/2004	86,000	NA	8,500	3,200	13,000	22,000	NA	25,000	NA	NA	<400	18,000	<100	NA	45.58	18.60	26.98	NA	1.6

**WELL CONCENTRATIONS**  
**Shell-branded Service Station**  
**1784 150th Avenue**  
**San Leandro, CA**

Well ID	Date	TPPH (ug/L)	TEPH (ug/L)	B (ug/L)	T (ug/L)	E (ug/L)	X (ug/L)	MTBE 8020 (ug/L)	MTBE 8260 (ug/L)	DIPE (ug/L)	ETBE (ug/L)	TAME (ug/L)	TBA (ug/L)	1,2-DCA (ug/L)	EDB (ug/L)	TOC (MSL)	Depth to Water (ft)	GW Elevation (MSL)	SPH Thickness (ft)	DO Reading (ppm)
---------	------	----------------	----------------	-------------	-------------	-------------	-------------	------------------------	------------------------	----------------	----------------	----------------	---------------	-------------------	---------------	--------------	---------------------------	--------------------------	--------------------------	------------------------

Abbreviations:

TPPH = Total petroleum hydrocarbons as gasoline by EPA Method 8260B; prior to June 11, 2001, analyzed by EPA Method 8015.

TEPH = Total petroleum hydrocarbons as diesel by modified EPA Method 8015.

BTEX = Benzene, toluene, ethylbenzene, xylenes by EPA Method 8260B; prior to June 11, 2001, analyzed by EPA Method 8020.

MTBE = Methyl tertiary butyl ether

DIPE = Di-isopropyl ether, analyzed by EPA Method 8260

ETBE = Ethyl tertiary butyl ether, analyzed by EPA Method 8260

TAME = Tertiary amyl methyl ether, analyzed by EPA Method 8260

TBA = Tertiary butyl alcohol, analyzed by EPA Method 8260

1,2-DCA = 1,2-dichloroethane, analyzed by EPA Method 8260

EDB = 1,2-dibromomethane or ethylene dibromide, analyzed by EPA Method 8260

TOC = Top of Casing Elevation

SPH = Separate-Phase Hydrocarbons

GW = Groundwater

DO = Dissolved Oxygen

ug/L = Parts per billion

ppm = Parts per million

MSL = Mean sea level

ft = Feet

<n = Below detection limit

D = Duplicate sample

NA = Not applicable

Notes:

a = Chromatogram pattern indicates an unidentified hydrocarbon.

b = Samples not analyzed due to laboratory oversight

c = Hydrocarbon does not match pattern of laboratory's standard.

\* = Sample analyzed out of EPA recommended hold time.

Site surveyed January 23, 2002 by Virgil Chavez Land Surveying of Vallejo, CA

Survey data for wells MW-7 and MW-8 provided by Cambria Environmental Technology.

Wells MW-9, MW-10, and MW-11 surveyed December 11, 2003 by Virgil Chavez Land Surveying of Vallejo, CA

**Blaine Tech Services, Inc.**

June 10, 2004

1680 Rogers Avenue  
San Jose, CA 95112-1105  
Attn.: Leon Gearhart  
Project#: 040527-JP1  
Project: 98996068  
Site: 1784 150th Avenue, San Leandro

Dear Mr. Gearhart,

Attached is our report for your samples received on 05/27/2004 16:07

This report has been reviewed and approved for release. Reproduction of this report is permitted only in its entirety.

Please note that any unused portion of the samples will be discarded after 07/11/2004 unless you have requested otherwise.

We appreciate the opportunity to be of service to you. If you have any questions, please call me at (925) 484-1919.

You can also contact me via email. My email address is: [vvancil@stl-inc.com](mailto:vvancil@stl-inc.com)

Sincerely,



Vincent Vancil  
Project Manager



**Halogenated Volatile Organic Compounds by 8021B/8260B**

Blaine Tech Services, Inc.

Attn.: Leon Gearhart

1680 Rogers Avenue

San Jose, CA 95112-1105

Phone: (408) 573-0555 Fax: (408) 573-7771

Project: 040527-JP1

98996068

Received: 05/27/2004 16:07

Site: 1784 150th Avenue, San Leandro

**Samples Reported**

Sample Name	Date Sampled	Matrix	Lab #
MW-3	05/27/2004 11:30	Water	3

Severn Trent Laboratories, Inc.

STL San Francisco \* 1220 Quarry Lane, Pleasanton, CA 94566

Tel 925 484 1919 Fax 925 484 1096 \* www.stl-inc.com \* CA DHS ELAP# 2496

06/09/2004 17:15

**Halogenated Volatile Organic Compounds by 8021B/8260B**

Blaine Tech Services, Inc.

Attn.: Leon Gearhart

 1680 Rogers Avenue  
 San Jose, CA 95112-1105  
 Phone: (408) 573-0555 Fax: (408) 573-7771

 Project: 040527-JP1  
 98996068

Received: 05/27/2004 16:07

Site: 1784 150th Avenue, San Leandro

Prep(s): 5030B	Test(s): 8260B
Sample ID: MW-3	Lab ID: 2004-05-1001 - 3
Sampled: 05/27/2004 11:30	Extracted: 6/8/2004 12:43
Matrix: Water	QC Batch#: 2004/06/08-1A.71

Compound	Conc.	RL	Unit	Dilution	Analyzed	Flag
Dichlorodifluoromethane	ND	1.0	ug/L	1.00	06/08/2004 12:43	
Vinyl chloride	ND	0.50	ug/L	1.00	06/08/2004 12:43	
Chloroethane	ND	1.0	ug/L	1.00	06/08/2004 12:43	
Trichlorofluoromethane	ND	1.0	ug/L	1.00	06/08/2004 12:43	
1,1-Dichloroethene	ND	0.50	ug/L	1.00	06/08/2004 12:43	
Methylene chloride	ND	5.0	ug/L	1.00	06/08/2004 12:43	
trans-1,2-Dichloroethene	ND	0.50	ug/L	1.00	06/08/2004 12:43	
cis-1,2-Dichloroethene	ND	0.50	ug/L	1.00	06/08/2004 12:43	
1,1-Dichloroethane	ND	0.50	ug/L	1.00	06/08/2004 12:43	
Chloroform	ND	0.50	ug/L	1.00	06/08/2004 12:43	
1,1,1-Trichloroethane	ND	0.50	ug/L	1.00	06/08/2004 12:43	
Carbon tetrachloride	ND	0.50	ug/L	1.00	06/08/2004 12:43	
1,2-Dichloroethane	ND	0.50	ug/L	1.00	06/08/2004 12:43	
Trichloroethene	ND	0.50	ug/L	1.00	06/08/2004 12:43	
1,2-Dichloropropane	ND	0.50	ug/L	1.00	06/08/2004 12:43	
Bromodichloromethane	ND	0.50	ug/L	1.00	06/08/2004 12:43	
2-Chloroethylvinyl ether	ND	0.50	ug/L	1.00	06/08/2004 12:43	
trans-1,3-Dichloropropene	ND	0.50	ug/L	1.00	06/08/2004 12:43	
cis-1,3-Dichloropropene	ND	0.50	ug/L	1.00	06/08/2004 12:43	
1,1,2-Trichloroethane	ND	0.50	ug/L	1.00	06/08/2004 12:43	
Tetrachloroethene	ND	0.50	ug/L	1.00	06/08/2004 12:43	
Dibromochloromethane	ND	0.50	ug/L	1.00	06/08/2004 12:43	
Chlorobenzene	ND	0.50	ug/L	1.00	06/08/2004 12:43	
Bromoform	ND	2.0	ug/L	1.00	06/08/2004 12:43	
1,1,2,2-Tetrachloroethane	ND	0.50	ug/L	1.00	06/08/2004 12:43	
1,3-Dichlorobenzene	ND	0.50	ug/L	1.00	06/08/2004 12:43	
1,4-Dichlorobenzene	ND	0.50	ug/L	1.00	06/08/2004 12:43	
1,2-Dichlorobenzene	ND	0.50	ug/L	1.00	06/08/2004 12:43	
Trichlorotrifluoroethane	ND	0.50	ug/L	1.00	06/08/2004 12:43	

Severn Trent Laboratories, Inc.

STL San Francisco \* 1220 Quarry Lane, Pleasanton, CA 94566

Tel 925 484 1919 Fax 925 484 1096 \* www.stl-inc.com \* CA DHS ELAP# 2496

06/09/2004 17:15

**Halogenated Volatile Organic Compounds by 8021B/8260B**

Blaine Tech Services, Inc.

Attn.: Leon Gearhart

1680 Rogers Avenue

San Jose, CA 95112-1105

Phone: (408) 573-0555 Fax: (408) 573-7771

Project: 040527-JP1

98996068

Received: 05/27/2004 16:07

Site: 1784 150th Avenue, San Leandro

Prep(s): 5030B

Test(s): 8260B

Sample ID: MW-3

Lab ID: 2004-05-1001 - 3

Sampled: 05/27/2004 11:30

Extracted: 6/8/2004 12:43

Matrix: Water

QC Batch#: 2004/06/08-1A.71

Compound	Conc.	RL	Unit	Dilution	Analyzed	Flag
Chloromethane	ND	1.0	ug/L	1.00	06/08/2004 12:43	
Bromomethane	ND	1.0	ug/L	1.00	06/08/2004 12:43	
<b>Surrogate(s)</b>						
4-Bromofluorobenzene	85.8	79-118	%	1.00	06/08/2004 12:43	
1,2-Dichloroethane-d4	91.4	78-117	%	1.00	06/08/2004 12:43	
Toluene-d8	89.5	77-121	%	1.00	06/08/2004 12:43	

**Halogenated Volatile Organic Compounds by 8021B/8260B**

Blaine Tech Services, Inc.

Attn.: Leon Gearhart

1680 Rogers Avenue  
San Jose, CA 95112-1105  
Phone: (408) 573-0555 Fax: (408) 573-7771

Project: 040527-JP1  
98996068

Received: 05/27/2004 16:07

Site: 1784 150th Avenue, San Leandro

**Batch QC Report**

Prep(s): 5030B

Test(s): 8260B

Method Blank

Water

QC Batch # 2004/06/08-1A.71

MB: 2004/06/08-1A.71-002

Date Extracted: 06/08/2004 11:02

Compound	Conc.	RL	Unit	Analyzed	Flag
Bromodichloromethane	ND	0.5	ug/L	06/08/2004 11:02	
Bromoform	ND	2.0	ug/L	06/08/2004 11:02	
Bromomethane	ND	1.0	ug/L	06/08/2004 11:02	
Carbon tetrachloride	ND	0.5	ug/L	06/08/2004 11:02	
Chlorobenzene	ND	0.5	ug/L	06/08/2004 11:02	
Chloroethane	ND	1.0	ug/L	06/08/2004 11:02	
2-Chloroethylvinyl ether	ND	0.5	ug/L	06/08/2004 11:02	
Chloroform	ND	0.5	ug/L	06/08/2004 11:02	
Chloromethane	ND	1.0	ug/L	06/08/2004 11:02	
Dibromochloromethane	ND	0.5	ug/L	06/08/2004 11:02	
1,2-Dichlorobenzene	ND	0.5	ug/L	06/08/2004 11:02	
1,3-Dichlorobenzene	ND	0.5	ug/L	06/08/2004 11:02	
1,4-Dichlorobenzene	ND	0.5	ug/L	06/08/2004 11:02	
Dichlorodifluoromethane	ND	1.0	ug/L	06/08/2004 11:02	
1,1-Dichloroethane	ND	0.5	ug/L	06/08/2004 11:02	
1,2-Dichloroethane	ND	0.5	ug/L	06/08/2004 11:02	
1,1-Dichloroethene	ND	0.5	ug/L	06/08/2004 11:02	
cis-1,2-Dichloroethene	ND	0.5	ug/L	06/08/2004 11:02	
trans-1,2-Dichloroethene	ND	0.5	ug/L	06/08/2004 11:02	
1,2-Dichloropropane	ND	0.5	ug/L	06/08/2004 11:02	
cis-1,3-Dichloropropene	ND	0.5	ug/L	06/08/2004 11:02	
trans-1,3-Dichloropropene	ND	0.5	ug/L	06/08/2004 11:02	
Methylene chloride	ND	5.0	ug/L	06/08/2004 11:02	
1,1,2,2-Tetrachloroethane	ND	0.5	ug/L	06/08/2004 11:02	
Tetrachloroethene	ND	0.5	ug/L	06/08/2004 11:02	
1,1,1-Trichloroethane	ND	0.5	ug/L	06/08/2004 11:02	
1,1,2-Trichloroethane	ND	0.5	ug/L	06/08/2004 11:02	
Trichloroethene	ND	0.5	ug/L	06/08/2004 11:02	
Trichlorofluoromethane	ND	1.0	ug/L	06/08/2004 11:02	

Sewern Trent Laboratories, Inc.

06/09/2004 17:15

STL San Francisco \* 1220 Quarry Lane, Pleasanton, CA 94566

**Halogenated Volatile Organic Compounds by 8021B/8260B**

Blaine Tech Services, Inc.

Attn.: Leon Gearhart

1680 Rogers Avenue  
San Jose, CA 95112-1105  
Phone: (408) 573-0555 Fax: (408) 573-7771

Project: 040527-JP1  
98996068

Received: 05/27/2004 16:07

Site: 1784 150th Avenue, San Leandro

**Batch QC Report**

Prep(s): 5030B

Method Blank

MB: 2004/06/08-1A.71-002

Water

Test(s): 8260B

QC Batch # 2004/06/08-1A.71

Date Extracted: 06/08/2004 11:02

Compound	Conc.	RL	Unit	Analyzed	Flag
Trichlorotrifluoroethane	ND	0.5	ug/L	06/08/2004 11:02	
Vinyl chloride	ND	0.5	ug/L	06/08/2004 11:02	
<b>Surrogates(s)</b>					
4-Bromofluorobenzene	89.0	79-118	%	06/08/2004 11:02	
1,2-Dichloroethane-d4	89.9	78-117	%	06/08/2004 11:02	
Toluene-d8	91.2	77-121	%	06/08/2004 11:02	

Severn Trent Laboratories, Inc.

STL San Francisco \* 1220 Quarry Lane, Pleasanton, CA 94566

Tel 925 484 1919 Fax 925 484 1096 \* www.stl-inc.com \* CA DHS ELAP# 2496

06/09/2004 17:15

**Halogenated Volatile Organic Compounds by 8021B/8260B**

Blaine Tech Services, Inc.

Attn.: Leon Gearhart

1680 Rogers Avenue  
San Jose, CA 95112-1105  
Phone: (408) 573-0555 Fax: (408) 573-7771

Project: 040527-JP1  
98996068

Received: 05/27/2004 16:07

Site: 1784 150th Avenue, San Leandro

**Batch QC Report**

Prep(s): 5030B

Test(s): 8260B

**Laboratory Control Spike**

**Water**

**QC Batch # 2004/06/08-1A.71**

LCS 2004/06/08-1A.71-055

Extracted: 06/08/2004

Analyzed: 06/08/2004 09:55

LCSD 2004/06/08-1A.71-029

Extracted: 06/08/2004

Analyzed: 06/08/2004 10:29

Compound	Conc. ug/L		Exp. Conc.	Recovery %		RPD	Ctrl. Limits %		Flags	
	LCS	LCSD		LCS	LCSD		%	Rec.	RPD	LCS
Chlorobenzene	20.9	20.8	20	104.5	104.0	0.5	61-121	20		
1,1-Dichloroethene	20.1	20.4	20	100.5	102.0	1.5	65-125	20		
Trichloroethene	19.7	19.6	20	98.5	98.0	0.5	74-134	20		
<b>Surrogates(s)</b>										
4-Bromofluorobenzene	433	441	500	86.6	88.2		79-118			
1,2-Dichloroethane-d4	453	469	500	90.6	93.8		78-117			
Toluene-d8	454	450	500	90.8	90.0		77-121			

Severn Trent Laboratories, Inc.

STL San Francisco \* 1220 Quarry Lane, Pleasanton, CA 94566

Tel 925 484 1919 Fax 925 484 1096 \* www.stl-inc.com \* CA DHS ELAP# 2496

06/09/2004 17:15

**Halogenated Volatile Organic Compounds by 8021B/8260B**

Blaine Tech Services, Inc.

Attn.: Leon Gearhart

1680 Rogers Avenue  
San Jose, CA 95112-1105  
Phone: (408) 573-0555 Fax: (408) 573-7771

Project: 040527-JP1  
98996068

Received: 05/27/2004 16:07

Site: 1784 150th Avenue, San Leandro

**Batch QC Report**

Prep(s): 5030B

Test(s): 8260B

**Matrix Spike ( MS / MSD )**

**Water**

**QC Batch # 2004/06/08-1A.71**

MW-3 >> MS

Lab ID: 2004-05-1001 - 003

MS: 2004/06/08-1A.71-043

Extracted: 06/08/2004

Analyzed: 06/08/2004 17:43

Dilution: 1.00

MSD: 2004/06/08-1A.71-017

Extracted: 06/08/2004

Analyzed: 06/08/2004 18:17

Dilution: 1.00

Compound	Conc. ug/L			Spk.Level ug/L	Recovery %			Limits %		Flags	
	MS	MSD	Sample		MS	MSD	RPD	Rec.	RPD	MS	MSD
1,1-Dichloroethene	19.6	20.3	ND	20	98.0	101.5	3.5	65-125	20		
Trichloroethene	18.9	19.2	ND	20	94.5	96.0	1.6	74-134	20		
Chlorobenzene	21.4	20.8	ND	20	107.0	104.0	2.8	61-121	20		
<b>Surrogate(s)</b>											
4-Bromofluorobenzene	432	439		500	86.4	87.8		79-118			
1,2-Dichloroethane-d4	444	467		500	88.9	93.4		78-117			
Toluene-d8	441	442		500	88.2	88.4		77-121			

Severn Trent Laboratories, Inc.

STL San Francisco \* 1220 Quarry Lane, Pleasanton, CA 94566

Tel 925 484 1919 Fax 925 484 1096 \* www.stl-inc.com \* CA DHS ELAP# 2496

06/09/2004 17:15

**Gas/BTEX Fuel Oxygenates by 8260B (C6-C12)**

Blaine Tech Services, Inc.

Attn.: Leon Gearhart

1680 Rogers Avenue

San Jose, CA 95112-1105

Phone: (408) 573-0555 Fax: (408) 573-7771

Project: 040527-JP1

98996068

Received: 05/27/2004 16:07

Site: 1784 150th Avenue, San Leandro

**Samples Reported**

Sample Name	Date Sampled	Matrix	Lab #
MW-1	05/27/2004 12:10	Water	1
MW-2	05/27/2004 13:00	Water	2
MW-3	05/27/2004 11:30	Water	3
MW-4	05/27/2004 08:55	Water	4
MW-5	05/27/2004 09:15	Water	5
MW-6	05/27/2004 09:40	Water	6
MW-7	05/27/2004 10:15	Water	7
MW-8	05/27/2004 10:35	Water	8
MW-9	05/27/2004 08:40	Water	9
MW-10	05/27/2004 11:10	Water	10
MW-11	05/27/2004 12:35	Water	11



**Gas/BTEX Fuel Oxygenates by 8260B (C6-C12)**

Blaine Tech Services, Inc.

Attn.: Leon Gearhart

1680 Rogers Avenue  
San Jose, CA 95112-1105  
Phone: (408) 573-0555 Fax: (408) 573-7771Project: 040527-JP1  
98996068

Received: 05/27/2004 16:07

Site: 1784 150th Avenue, San Leandro

Prep(s): 5030B Test(s): 8260B  
Sample ID: MW-1 Lab ID: 2004-05-1001 - 1  
Sampled: 05/27/2004 12:10 Extracted: 6/8/2004 20:13  
Matrix: Water QC Batch#: 2004/06/08-2A.65  
Analysis Flag: o ( See Legend and Note Section )

Compound	Conc.	RL	Unit	Dilution	Analyzed	Flag
Gasoline	33000	5000	ug/L	100.00	06/08/2004 20:13	
Benzene	8700	50	ug/L	100.00	06/08/2004 20:13	
Toluene	260	50	ug/L	100.00	06/08/2004 20:13	
Ethylbenzene	840	50	ug/L	100.00	06/08/2004 20:13	
Total xylenes	2700	100	ug/L	100.00	06/08/2004 20:13	
tert-Butyl alcohol (TBA)	ND	500	ug/L	100.00	06/08/2004 20:13	
Methyl tert-butyl ether (MTBE)	81	50	ug/L	100.00	06/08/2004 20:13	
tert-Amyl methyl ether (TAME)	ND	200	ug/L	100.00	06/08/2004 20:13	
1,2-DCA	ND	50	ug/L	100.00	06/08/2004 20:13	
<b>Surrogate(s)</b>						
1,2-Dichloroethane-d4	108.9	76-130	%	100.00	06/08/2004 20:13	
Toluene-d8	101.1	78-115	%	100.00	06/08/2004 20:13	

Severn Trent Laboratories, Inc.

STL San Francisco \* 1220 Quarry Lane, Pleasanton, CA 94566  
Tel 925 484 1919 Fax 925 484 1096 \* www.stl-inc.com \* CA DHS ELAP# 2496

07/14/2004 11:23

**Gas/BTEX Fuel Oxygenates by 8260B (C6-C12)**

Blaine Tech Services, Inc.

Attn.: Leon Gearhart

1680 Rogers Avenue  
San Jose, CA 95112-1105  
Phone: (408) 573-0555 Fax: (408) 573-7771

Project: 040527-JP1  
98996068

Received: 05/27/2004 16:07

Site: 1784 150th Avenue, San Leandro

Prep(s): 5030B Test(s): 8260B  
Sample ID: MW-2 Lab ID: 2004-05-1001 - 2  
Sampled: 05/27/2004 13:00 Extracted: 6/8/2004 20:37  
Matrix: Water QC Batch#: 2004/06/08-2A.65  
Analysis Flag: 0 ( See Legend and Note Section )

Compound	Conc.	RL	Unit	Dilution	Analyzed	Flag
Gasoline	74000	10000	ug/L	200.00	06/08/2004 20:37	
Benzene	6000	100	ug/L	200.00	06/08/2004 20:37	
Toluene	2000	100	ug/L	200.00	06/08/2004 20:37	
Ethylbenzene	2500	100	ug/L	200.00	06/08/2004 20:37	
Total xylenes	15000	200	ug/L	200.00	06/08/2004 20:37	
tert-Butyl alcohol (TBA)	8500	1000	ug/L	200.00	06/08/2004 20:37	
Methyl tert-butyl ether (MTBE)	19000	100	ug/L	200.00	06/08/2004 20:37	
tert-Amyl methyl ether (TAME)	ND	400	ug/L	200.00	06/08/2004 20:37	
1,2-DCA	ND	100	ug/L	200.00	06/08/2004 20:37	
<b>Surrogate(s)</b>						
1,2-Dichloroethane-d4	104.9	76-130	%	200.00	06/08/2004 20:37	
Toluene-d8	99.8	78-115	%	200.00	06/08/2004 20:37	

**Gas/BTEX Fuel Oxygenates by 8260B (C6-C12)**

Blaine Tech Services, Inc.

Attn.: Leon Gearhart

1680 Rogers Avenue

San Jose, CA 95112-1105

Phone: (408) 573-0555 Fax: (408) 573-7771

Project: 040527-JP1

98996068

Received: 05/27/2004 16:07

Site: 1784 150th Avenue, San Leandro

Prep(s):	5030B	Test(s):	8260B
Sample ID:	MW-3	Lab ID:	2004-05-1001 - 3
Sampled:	05/27/2004 11:30	Extracted:	6/8/2004 21:02
Matrix:	Water	QC Batch#:	2004/06/08-2A.65

Compound	Conc.	RL	Unit	Dilution	Analyzed	Flag
Gasoline	2500	50	ug/L	1.00	06/08/2004 21:02	
Benzene	ND	0.50	ug/L	1.00	06/08/2004 21:02	
Toluene	ND	0.50	ug/L	1.00	06/08/2004 21:02	
Ethylbenzene	ND	0.50	ug/L	1.00	06/08/2004 21:02	
Total xylenes	ND	1.0	ug/L	1.00	06/08/2004 21:02	
tert-Butyl alcohol (TBA)	ND	5.0	ug/L	1.00	06/08/2004 21:02	
Methyl tert-butyl ether (MTBE)	1.1	0.50	ug/L	1.00	06/08/2004 21:02	
tert-Amyl methyl ether (TAME)	ND	2.0	ug/L	1.00	06/08/2004 21:02	
1,2-DCA	0.82	0.50	ug/L	1.00	06/08/2004 21:02	
<b>Surrogate(s)</b>						
1,2-Dichloroethane-d4	95.0	76-130	%	1.00	06/08/2004 21:02	
Toluene-d8	97.9	78-115	%	1.00	06/08/2004 21:02	

**Gas/BTEX Fuel Oxygenates by 8260B (C6-C12)**

Blaine Tech Services, Inc.

Attn.: Leon Gearhart

1680 Rogers Avenue

San Jose, CA 95112-1105

Phone: (408) 573-0555 Fax: (408) 573-7771

Project: 040527-JP1

98996068

Received: 05/27/2004 16:07

Site: 1784 150th Avenue, San Leandro

Prep(s): 5030B	Test(s): 8260B
Sample ID: MW-4	Lab ID: 2004-05-1001 - 4
Sampled: 05/27/2004 08:55	Extracted: 6/8/2004 21:26
Matrix: Water	QC Batch#: 2004/06/08-2A.65

Compound	Conc.	RL	Unit	Dilution	Analyzed	Flag
Gasoline	ND	50	ug/L	1.00	06/08/2004 21:26	
Benzene	ND	0.50	ug/L	1.00	06/08/2004 21:26	
Toluene	ND	0.50	ug/L	1.00	06/08/2004 21:26	
Ethylbenzene	ND	0.50	ug/L	1.00	06/08/2004 21:26	
Total xylenes	ND	1.0	ug/L	1.00	06/08/2004 21:26	
Methyl tert-butyl ether (MTBE)	ND	0.50	ug/L	1.00	06/08/2004 21:26	
<b>Surrogate(s)</b>						
1,2-Dichloroethane-d4	94.9	76-130	%	1.00	06/08/2004 21:26	
Toluene-d8	94.0	78-115	%	1.00	06/08/2004 21:26	

**Gas/BTEX Fuel Oxygenates by 8260B (C6-C12)**

Blaine Tech Services, Inc.

Attn.: Leon Gearhart

1680 Rogers Avenue

San Jose, CA 95112-1105

Phone: (408) 573-0555 Fax: (408) 573-7771

Project: 040527-JP1

98996068

Received: 05/27/2004 16:07

Site: 1784 150th Avenue, San Leandro

Prep(s): 5030B	Test(s): 8260B
Sample ID: MW-5	Lab ID: 2004-05-1001 - 5
Sampled: 05/27/2004 09:15	Extracted: 6/8/2004 21:49
Matrix: Water	QC Batch#: 2004/06/08-2A.65

Compound	Conc.	RL	Unit	Dilution	Analyzed	Flag
Gasoline	ND	50	ug/L	1.00	06/08/2004 21:49	
Benzene	ND	0.50	ug/L	1.00	06/08/2004 21:49	
Toluene	ND	0.50	ug/L	1.00	06/08/2004 21:49	
Ethylbenzene	ND	0.50	ug/L	1.00	06/08/2004 21:49	
Total xylenes	ND	1.0	ug/L	1.00	06/08/2004 21:49	
Methyl tert-butyl ether (MTBE)	ND	0.50	ug/L	1.00	06/08/2004 21:49	
<b>Surrogate(s)</b>						
1,2-Dichloroethane-d4	97.7	76-130	%	1.00	06/08/2004 21:49	
Toluene-d8	96.9	78-115	%	1.00	06/08/2004 21:49	

**Gas/BTEX Fuel Oxygenates by 8260B (C6-C12)**

Blaine Tech Services, Inc.

Attn.: Leon Gearhart

1680 Rogers Avenue

San Jose, CA 95112-1105

Phone: (408) 573-0555 Fax: (408) 573-7771

Project: 040527-JP1

98996068

Received: 05/27/2004 16:07

Site: 1784 150th Avenue, San Leandro

Prep(s): 5030B

Test(s): 8260B

Sample ID: MW-6

Lab ID: 2004-05-1001 - 6

Sampled: 05/27/2004 09:40

Extracted: 6/8/2004 23:02

Matrix: Water

QC Batch#: 2004/06/08-2A.65

Compound	Conc.	RL	Unit	Dilution	Analyzed	Flag
Gasoline	ND	50	ug/L	1.00	06/08/2004 23:02	
Benzene	0.50	0.50	ug/L	1.00	06/08/2004 23:02	
Toluene	ND	0.50	ug/L	1.00	06/08/2004 23:02	
Ethylbenzene	ND	0.50	ug/L	1.00	06/08/2004 23:02	
Total xylenes	ND	1.0	ug/L	1.00	06/08/2004 23:02	
Methyl tert-butyl ether (MTBE)	ND	0.50	ug/L	1.00	06/08/2004 23:02	
<b>Surrogate(s)</b>						
1,2-Dichloroethane-d4	96.3	76-130	%	1.00	06/08/2004 23:02	
Toluene-d8	100.4	78-115	%	1.00	06/08/2004 23:02	

Severn Trent Laboratories, Inc.

STL San Francisco \* 1220 Quarry Lane, Pleasanton, CA 94566

Tel 925 484 1919 Fax 925 484 1096 \* www.stl-inc.com \* CA DHS ELAP# 2496

07/14/2004 11:23

**Gas/BTEX Fuel Oxygenates by 8260B (C6-C12)**

Blaine Tech Services, Inc.

Attn.: Leon Gearhart

1680 Rogers Avenue

San Jose, CA 95112-1105

Phone: (408) 573-0555 Fax: (408) 573-7771

Project: 040527-JP1

98996068

Received: 05/27/2004 16:07

Site: 1784 150th Avenue, San Leandro

Prep(s): 5030B Test(s): 8260B  
 Sample ID: MW-7 Lab ID: 2004-05-1001 - 7  
 Sampled: 05/27/2004 10:15 Extracted: 6/8/2004 23:27  
 Matrix: Water QC Batch#: 2004/06/08-2A.65  
 Analysis Flag: o ( See Legend and Note Section )

Compound	Conc.	RL	Unit	Dilution	Analyzed	Flag
Gasoline	16000	500	ug/L	10.00	06/08/2004 23:27	
Benzene	76	5.0	ug/L	10.00	06/08/2004 23:27	
Toluene	56	5.0	ug/L	10.00	06/08/2004 23:27	
Ethylbenzene	860	5.0	ug/L	10.00	06/08/2004 23:27	
Total xylenes	420	10	ug/L	10.00	06/08/2004 23:27	
Methyl tert-butyl ether (MTBE)	ND	5.0	ug/L	10.00	06/08/2004 23:27	
<b>Surrogate(s)</b>						
1,2-Dichloroethane-d4	100.1	76-130	%	10.00	06/08/2004 23:27	
Toluene-d8	100.0	78-115	%	10.00	06/08/2004 23:27	

**Gas/BTEX Fuel Oxygenates by 8260B (C6-C12)**

Blaine Tech Services, Inc.

Attn.: Leon Gearhart

1680 Rogers Avenue

San Jose, CA 95112-1105

Phone: (408) 573-0555 Fax: (408) 573-7771

Project: 040527-JP1

98996068

Received: 05/27/2004 16:07

Site: 1784 150th Avenue, San Leandro

Prep(s): 5030B Test(s): 8260B  
 Sample ID: MW-8 Lab ID: 2004-05-1001 - 8  
 Sampled: 05/27/2004 10:35 Extracted: 6/8/2004 23:51  
 Matrix: Water QC Batch#: 2004/06/08-2A.65  
 Analysis Flag: o ( See Legend and Note Section )

Compound	Conc.	RL	Unit	Dilution	Analyzed	Flag
Gasoline	19000	1300	ug/L	25.00	06/08/2004 23:51	
Benzene	230	13	ug/L	25.00	06/08/2004 23:51	
Toluene	41	13	ug/L	25.00	06/08/2004 23:51	
Ethylbenzene	1100	13	ug/L	25.00	06/08/2004 23:51	
Total xylenes	2200	25	ug/L	25.00	06/08/2004 23:51	
Methyl tert-butyl ether (MTBE)	ND	13	ug/L	25.00	06/08/2004 23:51	
<b>Surrogate(s)</b>						
1,2-Dichloroethane-d4	102.8	76-130	%	25.00	06/08/2004 23:51	
Toluene-d8	99.4	78-115	%	25.00	06/08/2004 23:51	



**Gas/BTEX Fuel Oxygenates by 8260B (C6-C12)**

Blaine Tech Services, Inc.

Attn.: Leon Gearhart

1680 Rogers Avenue

San Jose, CA 95112-1105

Phone: (408) 573-0555 Fax: (408) 573-7771

Project: 040527-JP1

98996068

Received: 05/27/2004 16:07

Site: 1784 150th Avenue, San Leandro

Prep(s): 5030B	Test(s): 8260B
Sample ID: MW-9	Lab ID: 2004-05-1001 - 9
Sampled: 05/27/2004 08:40	Extracted: 6/9/2004 00:15
Matrix: Water	QC Batch#: 2004/06/08-2A.65

Compound	Conc.	RL	Unit	Dilution	Analyzed	Flag
Gasoline	ND	50	ug/L	1.00	06/09/2004 00:15	
Benzene	ND	0.50	ug/L	1.00	06/09/2004 00:15	
Toluene	ND	0.50	ug/L	1.00	06/09/2004 00:15	
Ethylbenzene	ND	0.50	ug/L	1.00	06/09/2004 00:15	
Total xylenes	ND	1.0	ug/L	1.00	06/09/2004 00:15	
Methyl tert-butyl ether (MTBE)	ND	0.50	ug/L	1.00	06/09/2004 00:15	
<b>Surrogate(s)</b>						
1,2-Dichloroethane-d4	97.3	76-130	%	1.00	06/09/2004 00:15	
Toluene-d8	100.3	78-115	%	1.00	06/09/2004 00:15	

**Gas/BTEX Fuel Oxygenates by 8260B (C6-C12)**

Blaine Tech Services, Inc.

Attn.: Leon Gearhart

 1680 Rogers Avenue  
 San Jose, CA 95112-1105  
 Phone: (408) 573-0555 Fax: (408) 573-7771

 Project: 040527-JP1  
 98996068

Received: 05/27/2004 16:07

Site: 1784 150th Avenue, San Leandro

Prep(s): 5030B	Test(s): 8260B
Sample ID: MW-10	Lab ID: 2004-05-1001 - 10
Sampled: 05/27/2004 11:10	Extracted: 6/8/2004 20:03
Matrix: Water	QC Batch#: 2004/06/08-2B.66
Analysis Flag: o ( See Legend and Note Section )	

Compound	Conc.	RL	Unit	Dilution	Analyzed	Flag
Gasoline	810	100	ug/L	2.00	06/08/2004 20:03	
Benzene	ND	1.0	ug/L	2.00	06/08/2004 20:03	
Toluene	ND	1.0	ug/L	2.00	06/08/2004 20:03	
Ethylbenzene	8.3	1.0	ug/L	2.00	06/08/2004 20:03	
Total xylenes	ND	2.0	ug/L	2.00	06/08/2004 20:03	
tert-Butyl alcohol (TBA)	ND	10	ug/L	2.00	06/08/2004 20:03	
Methyl tert-butyl ether (MTBE)	ND	1.0	ug/L	2.00	06/08/2004 20:03	
tert-Amyl methyl ether (TAME)	ND	4.0	ug/L	2.00	06/08/2004 20:03	
1,2-DCA	ND	1.0	ug/L	2.00	06/08/2004 20:03	
<b>Surrogate(s)</b>						
1,2-Dichloroethane-d4	113.8	76-130	%	2.00	06/08/2004 20:03	
Toluene-d8	100.7	78-115	%	2.00	06/08/2004 20:03	

Severn Trent Laboratories, Inc.

STL San Francisco \* 1220 Quarry Lane, Pleasanton, CA 94566

Tel 925 484 1919 Fax 925 484 1096 \* www.stl-inc.com \* CA DHS ELAP# 2496

07/14/2004 11:23

**Gas/BTEX Fuel Oxygenates by 8260B (C6-C12)**

Blaine Tech Services, Inc.

Attn.: Leon Gearhart

1680 Rogers Avenue

San Jose, CA 95112-1105

Phone: (408) 573-0555 Fax: (408) 573-7771

Project: 040527-JP1

98996068

Received: 05/27/2004 16:07

Site: 1784 150th Avenue, San Leandro

Prep(s): 5030B Test(s): 8260B  
 Sample ID: MW-11 Lab ID: 2004-05-1001 - 11  
 Sampled: 05/27/2004 12:35 Extracted: 6/9/2004 11:47  
 Matrix: Water QC Batch#: 2004/06/09-1D.68  
 Analysis Flag: o ( See Legend and Note Section )

Compound	Conc.	RL	Unit	Dilution	Analyzed	Flag
Gasoline	86000	10000	ug/L	200.00	06/09/2004 11:47	
Benzene	8500	100	ug/L	200.00	06/09/2004 11:47	
Toluene	3200	100	ug/L	200.00	06/09/2004 11:47	
Ethylbenzene	13000	100	ug/L	200.00	06/09/2004 11:47	
Total xylenes	22000	200	ug/L	200.00	06/09/2004 11:47	
tert-Butyl alcohol (TBA)	18000	1000	ug/L	200.00	06/09/2004 11:47	
Methyl tert-butyl ether (MTBE)	25000	100	ug/L	200.00	06/09/2004 11:47	
tert-Amyl methyl ether (TAME)	ND	400	ug/L	200.00	06/09/2004 11:47	
1,2-DCA	ND	100	ug/L	200.00	06/09/2004 11:47	
<b>Surrogate(s)</b>						
1,2-Dichloroethane-d4	97.8	76-130	%	200.00	06/09/2004 11:47	
Toluene-d8	100.1	78-115	%	200.00	06/09/2004 11:47	

**Gas/BTEX Fuel Oxygenates by 8260B (C6-C12)**

Blaine Tech Services, Inc.

Attn.: Leon Gearhart

1680 Rogers Avenue  
San Jose, CA 95112-1105  
Phone: (408) 573-0555 Fax: (408) 573-7771

Project: 040527-JP1  
98996068

Received: 05/27/2004 16:07

Site: 1784 150th Avenue, San Leandro

**Batch QC Report**

Prep(s): 5030B

Method Blank

MB: 2004/06/08-2A.65-012

Water

Test(s): 8260B

QC Batch # 2004/06/08-2A.65

Date Extracted: 06/08/2004 18:12

Compound	Conc.	RL	Unit	Analyzed	Flag
Gasoline	ND	50	ug/L	06/08/2004 18:12	
tert-Butyl alcohol (TBA)	ND	5.0	ug/L	06/08/2004 18:12	
Methyl tert-butyl ether (MTBE)	ND	0.5	ug/L	06/08/2004 18:12	
tert-Amyl methyl ether (TAME)	ND	2.0	ug/L	06/08/2004 18:12	
1,2-DCA	ND	0.5	ug/L	06/08/2004 18:12	
Benzene	ND	0.5	ug/L	06/08/2004 18:12	
Toluene	ND	0.5	ug/L	06/08/2004 18:12	
Ethylbenzene	ND	0.5	ug/L	06/08/2004 18:12	
Total xylenes	ND	1.0	ug/L	06/08/2004 18:12	
<b>Surrogates(s)</b>					
1,2-Dichloroethane-d4	93.0	76-130	%	06/08/2004 18:12	
Toluene-d8	96.2	78-115	%	06/08/2004 18:12	

**Gas/BTEX Fuel Oxygenates by 8260B (C6-C12)**

Blaine Tech Services, Inc.

Attn.: Leon Gearhart

1680 Rogers Avenue

San Jose, CA 95112-1105

Phone: (408) 573-0555 Fax: (408) 573-7771

Project: 040527-JP1

98996068

Received: 05/27/2004 16:07

Site: 1784 150th Avenue, San Leandro

**Batch QC Report**

Prep(s): 5030B

Method Blank

MB: 2004/06/08-2B.66-021

Water

Test(s): 8260B

QC Batch # 2004/06/08-2B.66

Date Extracted: 06/08/2004 18:21

Compound	Conc.	RL	Unit	Analyzed	Flag
Gasoline	ND	50	ug/L	06/08/2004 18:21	
tert-Butyl alcohol (TBA)	ND	5.0	ug/L	06/08/2004 18:21	
Methyl tert-butyl ether (MTBE)	ND	0.5	ug/L	06/08/2004 18:21	
tert-Amyl methyl ether (TAME)	ND	2.0	ug/L	06/08/2004 18:21	
1,2-DCA	ND	0.5	ug/L	06/08/2004 18:21	
Benzene	ND	0.5	ug/L	06/08/2004 18:21	
Toluene	ND	0.5	ug/L	06/08/2004 18:21	
Ethylbenzene	ND	0.5	ug/L	06/08/2004 18:21	
Total xylenes	ND	1.0	ug/L	06/08/2004 18:21	
<b>Surrogates(s)</b>					
1,2-Dichloroethane-d4	99.0	76-130	%	06/08/2004 18:21	
Toluene-d8	103.0	78-115	%	06/08/2004 18:21	

**Gas/BTEX Fuel Oxygenates by 8260B (C6-C12)**

Blaine Tech Services, Inc.

Attn.: Leon Gearhart

1680 Rogers Avenue  
San Jose, CA 95112-1105  
Phone: (408) 573-0555 Fax: (408) 573-7771

Project: 040527-JP1  
98996068

Received: 05/27/2004 16:07

Site: 1784 150th Avenue, San Leandro

**Batch QC Report**

Prep(s): 5030B

Method Blank

MB: 2004/06/09-1D.68-030

Water

Test(s): 8260B

QC Batch # 2004/06/09-1D.68

Date Extracted: 06/09/2004 07:30

Compound	Conc.	RL	Unit	Analyzed	Flag
Gasoline	ND	50	ug/L	06/09/2004 07:30	
tert-Butyl alcohol (TBA)	ND	5.0	ug/L	06/09/2004 07:30	
Methyl tert-butyl ether (MTBE)	ND	0.5	ug/L	06/09/2004 07:30	
tert-Amyl methyl ether (TAME)	ND	2.0	ug/L	06/09/2004 07:30	
1,2-DCA	ND	0.5	ug/L	06/09/2004 07:30	
Benzene	ND	0.5	ug/L	06/09/2004 07:30	
Toluene	ND	0.5	ug/L	06/09/2004 07:30	
Ethylbenzene	ND	0.5	ug/L	06/09/2004 07:30	
Total xylenes	ND	1.0	ug/L	06/09/2004 07:30	
<b>Surrogates(s)</b>					
1,2-Dichloroethane-d4	95.8	76-130	%	06/09/2004 07:30	
Toluene-d8	94.0	78-115	%	06/09/2004 07:30	

**Gas/BTEX Fuel Oxygenates by 8260B (C6-C12)**

Blaine Tech Services, Inc.

Attn.: Leon Gearhart

1680 Rogers Avenue  
San Jose, CA 95112-1105  
Phone: (408) 573-0555 Fax: (408) 573-7771

Project: 040527-JP1  
98996068

Received: 05/27/2004 16:07

Site: 1784 150th Avenue, San Leandro

**Batch QC Report**

Prep(s): 5030B

Test(s): 8260B

**Laboratory Control Spike**

**Water**

**QC Batch # 2004/06/08-2A.65**

LCS 2004/06/08-2A.65-024

Extracted: 06/08/2004

Analyzed: 06/08/2004 17:24

LCSD 2004/06/08-2A.65-048

Extracted: 06/08/2004

Analyzed: 06/08/2004 17:48

Compound	Conc. ug/L		Exp.Conc.	Recovery %		RPD	Ctrl.Limits %		Flags	
	LCS	LCSD		LCS	LCSD		%	Rec.	RPD	LCS
Methyl tert-butyl ether (MTBE)	27.9	24.9	25	111.6	99.6	11.4	65-165	20		
Benzene	26.1	26.0	25	104.4	104.0	0.4	69-129	20		
Toluene	24.6	24.4	25	98.4	97.6	0.8	70-130	20		
<b>Surrogates(s)</b>										
1,2-Dichloroethane-d4	441	433	500	88.2	86.6		76-130			
Toluene-d8	489	480	500	97.8	96.0		78-115			

**Gas/BTEX Fuel Oxygenates by 8260B (C6-C12)**

Blaine Tech Services, Inc.

Attn.: Leon Gearhart

1680 Rogers Avenue

San Jose, CA 95112-1105

Phone: (408) 573-0555 Fax: (408) 573-7771

Project: 040527-JP1

98996068

Received: 05/27/2004 16:07

Site: 1784 150th Avenue, San Leandro

**Batch QC Report**

Prep(s): 5030B

Test(s): 8260B

**Laboratory Control Spike**

**Water**

**QC Batch # 2004/06/08-2B.66**

LCS 2004/06/08-2B.66-033

Extracted: 06/08/2004

Analyzed: 06/08/2004 17:33

LCSD 2004/06/08-2B.66-057

Extracted: 06/08/2004

Analyzed: 06/08/2004 17:57

Compound	Conc. ug/L		Exp.Conc.	Recovery %		RPD	Ctrl.Limits %		Flags	
	LCS	LCSD		LCS	LCSD		%	Rec.	RPD	LCS
Methyl tert-butyl ether (MTBE)	25.3	25.6	25	101.2	102.4	1.2	65-165	20		
Benzene	26.8	26.3	25	107.2	105.2	1.9	69-129	20		
Toluene	25.1	26.0	25	100.4	104.0	3.5	70-130	20		
<b>Surrogates(s)</b>										
1,2-Dichloroethane-d4	479	481	500	95.8	96.2		76-130			
Toluene-d8	516	501	500	103.2	100.2		78-115			

Severn Trent Laboratories, Inc.

STL San Francisco \* 1220 Quarry Lane, Pleasanton, CA 94566

Tel 925 484 1919 Fax 925 484 1096 \* www.stl-inc.com \* CA DHS ELAP# 2496

07/14/2004 11:23

Page 17 of 20



**Gas/BTEX Fuel Oxygenates by 8260B (C6-C12)**

Blaine Tech Services, Inc.

Attn.: Leon Gearhart

1680 Rogers Avenue  
San Jose, CA 95112-1105  
Phone: (408) 573-0555 Fax: (408) 573-7771

Project: 040527-JP1  
98996068

Received: 05/27/2004 16:07

Site: 1784 150th Avenue, San Leandro

**Batch QC Report**

Prep(s): 5030B

Test(s): 8260B

**Laboratory Control Spike**

**Water**

**QC Batch # 2004/06/09-1D.68**

LCS 2004/06/09-1D.68-052

Extracted: 06/09/2004

Analyzed: 06/09/2004 06:52

LCSD 2004/06/09-1D.68-011

Extracted: 06/09/2004

Analyzed: 06/09/2004 07:11

Compound	Conc. ug/L		Exp.Conc.	Recovery %		RPD	Ctrl.Limits %		Flags	
	LCS	LCSD		LCS	LCSD		%	Rec.	RPD	LCS
Methyl tert-butyl ether (MTBE)	22.8	20.2	25	91.2	80.8	12.1	65-165	20		
Benzene	23.3	22.6	25	93.2	90.4	3.1	69-129	20		
Toluene	26.1	24.0	25	104.4	96.0	8.4	70-130	20		
<b>Surrogates(s)</b>										
1,2-Dichloroethane-d4	442	447	500	88.4	89.4		76-130			
Toluene-d8	495	490	500	99.0	98.0		78-115			

Severn Trent Laboratories, Inc.

STL San Francisco \* 1220 Quarry Lane, Pleasanton, CA 94566

Tel 925 484 1919 Fax 925 484 1096 \* www.stl-inc.com \* CA DHS ELAP# 2496

07/14/2004 11:23

**Gas/BTEX Fuel Oxygenates by 8260B (C6-C12)**

Blaine Tech Services, Inc.

Attn.: Leon Gearhart

1680 Rogers Avenue  
San Jose, CA 95112-1105  
Phone: (408) 573-0555 Fax: (408) 573-7771

Project: 040527-JP1  
98996068

Received: 05/27/2004 16:07

Site: 1784 150th Avenue, San Leandro

**Batch QC Report**

Prep(s): 5030B

Test(s): 8260B

**Matrix Spike ( MS / MSD )**

**Water**

**QC Batch # 2004/06/08-2A.65**

MW-5 >> MS

Lab ID: 2004-05-1001 - 005

MS: 2004/06/08-2A.65-014

Extracted: 06/08/2004

Analyzed: 06/08/2004 22:14

Dilution: 1.00

MSD: 2004/06/08-2A.65-037

Extracted: 06/08/2004

Analyzed: 06/08/2004 22:37

Dilution: 1.00

Compound	Conc. ug/L			Spk.Level ug/L	Recovery %			Limits %		Flags	
	MS	MSD	Sample		MS	MSD	RPD	Rec.	RPD	MS	MSD
Benzene	24.5	24.3	ND	25	98.0	97.2	0.8	69-129	20		
Toluene	23.2	23.7	ND	25	92.8	94.8	2.1	70-130	20		
Methyl tert-butyl ether	25.3	23.6	ND	25	101.2	94.4	7.0	65-165	20		
<b>Surrogate(s)</b>											
1,2-Dichloroethane-d4	501	459		500	100.2	91.8		76-130			
Toluene-d8	492	494		500	98.4	98.8		78-115			

Severn Trent Laboratories, Inc.

STL San Francisco \* 1220 Quarry Lane, Pleasanton, CA 94566

Tel 925 484 1919 Fax 925 484 1096 \* www.stl-inc.com \* CA DHS ELAP# 2496

07/14/2004 11:23

Page 19 of 20

**Gas/BTEX Fuel Oxygenates by 8260B (C6-C12)**

Blaine Tech Services, Inc.

Attn.: Leon Gearhart

1680 Rogers Avenue

San Jose, CA 95112-1105

Phone: (408) 573-0555 Fax: (408) 573-7771

Project: 040527-JP1

98996068

Received: 05/27/2004 16:07

Site: 1784 150th Avenue, San Leandro

---

**Legend and Notes**

---

**Analysis Flag**

o

Reporting limits were raised due to high level of analyte present in the sample.

# SHELL Chain Of Custody Record

8635+

LAB: (if necessary)

Shell Project Manager to be invoiced:

Karen Petryna

INCIDENT NUMBER (S&E ONLY)

9 8 9 9 6 0 6 8

DATE: 5-27-04

SAP or CRMT NUMBER (TS/CRMT)

PAGE: 1 of 2

- SCIENCE & ENGINEERING
- TECHNICAL SERVICES
- CSMT HOUSTON

2004-05-1001

PROPOSED COMPANY: Blaine Tech Services      ADDRESS: 1784 150th Ave., San Leandro  
 ADDRESS: 1680 Rogers Avenue, San Jose, CA 95112      CITY:      STATE: CA      ZIP: 94501

PROJECT CONTACT (NAME, PHONE, FAX, E-MAIL): Leon Geachtar      408-573-0556      408-573-7771      geachtar@blainetech.com  
 CONTACTANT PROJECT NO: 040527-JR1

REQUESTED BY: Anni Kroml      PHONE: (510) 420-3335      E-MAIL: ShellOaklandEDF@cambria-env.com      BPTS #

SAMPLER NAME: Matthew Pyrch

(TURNAROUND) TIME (BUSINESS DAYS):  10 DAYS     5 DAYS     72 HOURS     48 HOURS     24 HOURS     LESS THAN 24 HOURS

LA - AVIATION REPORT FORMAT     DST AGENCY:

SCANS MTBE CONFIRMATION: HIGHEST \_\_\_\_\_ HIGHEST per BORING \_\_\_\_\_ ALL \_\_\_\_\_

SPECIAL INSTRUCTIONS OR NOTES: CHECK BOX IF EDO IS NOT NEEDED

REQUESTED ANALYSIS

LAB USE ONLY	Field Sample Identification	SAMPLING		MATRIX	NO. OF CONT.	TPH - Gas, Purgable	BTX	MTBE (8021B - 5ppb RL)	MTBE (8260B - 0.5ppb PL)	Oxyganates (5) by (8260B)	Ethanol (8280B)	Methanol	EDB & 1,2-DCA (8260B)	TPH - Diesel, Extractable (8015m)	VOC's (8010)	TAME, TBA, 1,2-DCA (8220)	LAB USE ONLY	FIELD NOTES: Container/Preservative or PID Readings or Laboratory Notes
		DATE	TIME															
	MW-1	5-27-04	1210	W	3	X	X	X										3 TEMPERATURE ON RECEIPT: °C
	MW-2		1300		3	X	X	X										
	MW-3		1150		6	X	X	X										
	MW-4		0855		3	X	X	X										
	MW-5		0915			X	X	X										
	MW-6		0940			X	X	X										
	MW-7		1015			X	X	X										
	MW-8		1035			X	X	X										
	MW-9		0840			X	X	X										
	MW-10		1110			X	X	X										

Requested by (Signature): Matthew Pyrch      Received by (Signature): [Signature]  
 Date: 5/27/04      Date: 5/27/04

Requested by (Signature): [Signature]      Received by (Signature): Denise Harrington / STL-SF  
 Date: 5/27/04      Date: 5/27/04

Requested by (Signature): [Signature]      Received by (Signature): [Signature]  
 Date: 5/27/04      Date: 5/27/04

CSMT-COASTAL (7/91) 855-0-02

LAB: STL

# SHELL Chain Of Custody Record

1. Lab Identification (if necessary)

Address

City, State, Zip

Shell Project Manager to be Invoiced:

- SCIENCE & ENGINEERING
- TECHNICAL SERVICES
- GRIFF HOLLISTON

Karen Petryna

2004-05-1001

INCIDENT NUMBER (S&E ONLY)

9 8 9 9 6 0 6 8

SAP or CRMT NUMBER (TS/CRMT)

DATE: 5.27.04

PAGE: 2 of 2

<b>CLIENT COMPANY</b> Blaine Tech Services 1680 Rogers Avenue, San Jose, CA 95112 Leon Gearhart 408-573-0555 / 408-573-7771 leon.gearhart@blainetech.com	<b>LOT CODE</b> BTSS	<b>SITE ADDRESS (Street and City)</b> 1784 150th Ave., San Leandro	<b>GLOBAL ID#</b> T0600101230	<b>CONSULTANT PROJECT NO.</b> 04052901
<b>CLIENT CONTACT INFORMATION</b> Ann Kraml (510) 420-3335 ShellOaklandEDF@cambria-env.com		<b>LAB USE ONLY</b>		

TURN-AROUND TIME (BUSINESS DAYS):  
 30 DAYS  5 DAYS  72 HOURS  48 HOURS  24 HOURS  LESS THAN 24 HOURS

IN - FWOOD BEFORE FORMAT  LIST AGENCY

GCMS MTBE CONFIRMATION: HIGHEST \_\_\_\_\_ HIGHEST per BORING \_\_\_\_\_ ALL \_\_\_\_\_

SPECIAL INSTRUCTIONS OR NOTES: CHECK BOX IF EOD IS NOT NEEDED

**REQUESTED ANALYSIS**

TPH - Gas, Purgable	BTEX	MTBE (8021B) - 5ppb RL	MTBE (8260B) - 0.5ppb RL	Oxygenates (A) by (8260B)	Ethanol (8260B)	Methanol	EDB & 1,2-DCA (8260B)	TPH - Diesel, Extractable (8015m)	LAB USE ONLY	FIELD NOTES
X	X	X						X	TAME T6A 1,2-DCA (8260B)	Container/Preservative or PID Readings or Laboratory Notes

LAB USE ONLY	Field Sample Identification	SAMPLING		MATRIX	NO. OF CONT.
		DATE	TIME		
	MW-11	5/27/04	1235	W	3

Released by (Signature): <u>Matthew Pryor</u> Date: <u>5/27/04</u>	Received by (Signature): <u>[Signature]</u> Date: <u>5/27/04</u>	Date: <u>5/27/04</u>	Time: <u>1607</u>
Released by (Signature): <u>[Signature]</u> Date: <u>5/27/04</u>	Received by (Signature): <u>Denise Harrington / STL-SF</u> Date: <u>5/27/04</u>	Date: <u>5/27/04</u>	Time: <u>1753</u>

## WELL GAUGING DATA

Project # 040527-JP1 Date 5.27.04 Client 98996068

Site 1784 150<sup>th</sup> Ave San Leandro

Well ID	Well Size (in.)	Sheen / Odor	Depth to Immiscible Liquid (ft.)	Thickness of Immiscible Liquid (ft.)	Volume of Immiscibles Removed (ml)	Depth to water (ft.)	Depth to well bottom (ft.)	Survey Point: TOB or TOC	
MW-1	4					22.15	44.63	TOC	R
MW-2	2					18.85	43.73		R
MW-3	4					24.94	41.59		+3 van's R
MW-4	2					13.42	24.86		
MW-5	2					14.49	24.69		
MW-6	2					13.68	19.45		
MW-7	2					17.50	26.84		
MW-8	2					16.41	24.15		
MW-9	2					14.55	34.82		
MW-10	4					23.63	31.64		R
MW-11	4	- Gauged w/ stinger in well -				18.60	24.76	▽	R
NOTE: All Caps Removed 15 min prior to Gauging									

## SHELL WELL MONITORING DATA SHEET

S #: 040527 JP1	Site: 98996068
Sampler: JP	Date: 5.27.04
Well I.D.: MW-1	Well Diameter: 2 3 <u>4</u> 6 8
Total Well Depth (TD): 44.63	Depth to Water (DTW): 22.15
Depth to Free Product:	Thickness of Free Product (feet):
Referenced to: <u>PVC</u> Grade	D.O. Meter (if req'd): YSI <u>HACH</u>
DTW with 80% Recharge [(Height of Water Column x 0.20) + DTW]: 26.64	

Sample Method: Bailer  Disposable Bailer  Positive Air Displacement  Electric Submersible  Waterra Peristaltic  Extraction Pump  Other \_\_\_\_\_  
 Sampling Method: Bailer  Disposable Bailer  Extraction Port  Dedicated Tubing  Other: \_\_\_\_\_

$14.6 \text{ (Gals.)} \times 3 = 43.8 \text{ Gals.}$ Base Volume      Specified Volumes      Calculated Volume	<table border="1" style="width: 100%; border-collapse: collapse;"> <thead> <tr> <th>Well Diameter</th> <th>Multiplier</th> <th>Well Diameter</th> <th>Multiplier</th> </tr> </thead> <tbody> <tr> <td>1"</td> <td>0.04</td> <td>4"</td> <td>0.65</td> </tr> <tr> <td>2"</td> <td>0.16</td> <td>6"</td> <td>1.47</td> </tr> <tr> <td>3"</td> <td>0.37</td> <td>Other</td> <td>radius<sup>2</sup> * 0.163</td> </tr> </tbody> </table>	Well Diameter	Multiplier	Well Diameter	Multiplier	1"	0.04	4"	0.65	2"	0.16	6"	1.47	3"	0.37	Other	radius <sup>2</sup> * 0.163
Well Diameter	Multiplier	Well Diameter	Multiplier														
1"	0.04	4"	0.65														
2"	0.16	6"	1.47														
3"	0.37	Other	radius <sup>2</sup> * 0.163														

Time	Temp (°F)	pH	Cond. (mS or $\mu$ S)	Turbidity (NTUs)	Gals. Removed	Observations
201	72.5	6.6	1640	23	14.6	clear
205	71.5	6.6	1733	6	29.2	"
209	72.4	6.7	1754	4	43.8	"

Did well dewater? Yes  No  Gallons actually evacuated: 43.8

Sampling Date: 5.27.04      Sampling Time: 1210      Depth to Water: 22.36

Sample I.D.: MW-1      Laboratory: STL Other \_\_\_\_\_

Analyzed for: TPH-G BTEX MTBE TPH-D Other: Refer to COC

B I.D. (if applicable): @ \_\_\_\_\_ Duplicate I.D. (if applicable): \_\_\_\_\_

Analyzed for: TPH-G BTEX MTBE TPH-D Other: \_\_\_\_\_

D.O. (if req'd): Pre-purge: \_\_\_\_\_ mg/L      Post-purge: 0.2 mg/L

R.P. (if req'd): Pre-purge: \_\_\_\_\_ mV      Post-purge: \_\_\_\_\_ mV

**Haine Tech Services, Inc. 1680 Rogers Ave., San Jose, CA 95112 (800) 545-7558**

## SHELL WELL MONITORING DATA SHEET

S #: 640527 JPI	Site: 9899 6068
Sampler: JP	Date: 5-27-04
Well I.D.: MW-2	Well Diameter: 2 3 ④ 6 8
Total Well Depth (TD): 43.73	Depth to Water (DTW): 18.85
Depth to Free Product:	Thickness of Free Product (feet):
Referenced to: PVC Grade	D.O. Meter (if req'd): YSI <del>HACH</del>
Flow with 80% Recharge [(Height of Water Column x 0.20) + DTW]: 23.82	

Sample Method: Bailer      Water: \_\_\_\_\_      Sampling Method: Bailer  
                   Disposable Bailer      Peristaltic      Disposable Bailer  
                   Positive Air Displacement      Extraction Pump      Extraction Port  
                   Electric Submersible      Other: \_\_\_\_\_      Dedicated Tubing

$16.1 \text{ (Gals.)} \times 3 = 48.3 \text{ Gals.}$ Use Volume      Specified Volumes      Calculated Volume	<table border="1" style="width: 100%; border-collapse: collapse;"> <thead> <tr> <th>Well Diameter</th> <th>Multiplier</th> <th>Well Diameter</th> <th>Multiplier</th> </tr> </thead> <tbody> <tr> <td>1"</td> <td>0.04</td> <td>4"</td> <td>0.65</td> </tr> <tr> <td>2"</td> <td>0.16</td> <td>6"</td> <td>1.47</td> </tr> <tr> <td>3"</td> <td>0.37</td> <td>Other</td> <td>radius<sup>2</sup> * 0.163</td> </tr> </tbody> </table>	Well Diameter	Multiplier	Well Diameter	Multiplier	1"	0.04	4"	0.65	2"	0.16	6"	1.47	3"	0.37	Other	radius <sup>2</sup> * 0.163
Well Diameter	Multiplier	Well Diameter	Multiplier														
1"	0.04	4"	0.65														
2"	0.16	6"	1.47														
3"	0.37	Other	radius <sup>2</sup> * 0.163														

Time	Temp (°F)	pH	Cond. (mS or $\mu$ S)	Turbidity (NTUs)	Gals. Removed	Observations
1249	72.4	7.0	1737	128	16.1	odor, almost clear
253	70.0	7.0	1757	23	32.2	clear
257	69.5	7.0	1757	10	48.3	"

Did well dewater?    Yes    No      Gallons actually evacuated: 48.3

Sampling Date: 5-27-04      Sampling Time: 1300      Depth to Water: 19.02

Sample I.D.: MW-2      Laboratory: STL Other: \_\_\_\_\_

Analyzed for: TPH-G BTEX MTBE TPH-D Other: Refer to COC

B I.D. (if applicable): @ \_\_\_\_\_ Time      Duplicate I.D. (if applicable):

Analyzed for: TPH-G BTEX MTBE TPH-D Other: \_\_\_\_\_

D.O. (if req'd):	Pre-purge:	mg/L	<u>Post-purge:</u>	0.8	mg/L
D.R.P. (if req'd):	Pre-purge:	mV	Post-purge:		mV



## SHELL WELL MONITORING DATA SHEET

S #: 040527 JP1	Site: 98996068
Sampler: JP	Date: 5-27-04
Well I.D.: MW-3	Well Diameter: 2 3 <u>4</u> 6 8
Actual Well Depth (TD): 41.59	Depth to Water (DTW): 24.94
Depth to Free Product:	Thickness of Free Product (feet):
Referenced to: <u>PVC</u> Grade	D.O. Meter (if req'd): YSI <u>HACH</u>
Flow with 80% Recharge [(Height of Water Column x 0.20) + DTW]: 28.27	

Sample Method: Bailer Disposable Bailer Positive Air Displacement <u>Electric Submersible</u>	Waterera Peristaltic Extraction Pump Other:	Sampling Method: <u>Bailer</u> Disposable Bailer Extraction Port Dedicated Tubing Other:
--------------------------------------------------------------------------------------------------------	------------------------------------------------------	------------------------------------------------------------------------------------------------------

$10.8$ (Gals.) X <u>3</u> = $32.4$ Gals. Base Volume      Specified Volumes      Calculated Volume	<table border="1" style="width: 100%; border-collapse: collapse;"> <tr> <th>Well Diameter</th> <th>Multiplier</th> <th>Well Diameter</th> <th>Multiplier</th> </tr> <tr> <td>1"</td> <td>0.04</td> <td>4"</td> <td>0.65</td> </tr> <tr> <td>2"</td> <td>0.16</td> <td>6"</td> <td>1.47</td> </tr> <tr> <td>3"</td> <td>0.37</td> <td>Other</td> <td>radius<sup>2</sup> * 0.163</td> </tr> </table>	Well Diameter	Multiplier	Well Diameter	Multiplier	1"	0.04	4"	0.65	2"	0.16	6"	1.47	3"	0.37	Other	radius <sup>2</sup> * 0.163
Well Diameter	Multiplier	Well Diameter	Multiplier														
1"	0.04	4"	0.65														
2"	0.16	6"	1.47														
3"	0.37	Other	radius <sup>2</sup> * 0.163														

Time	Temp (°F)	pH	Cond. (mS or $\mu$ S)	Turbidity (NTUs)	Gals. Removed	Observations
11:21	69.8	6.8	1410	38	10.8	Clear
11:24	70.1	6.7	1434	8	21.6	"
11:27	69.9	6.6	1449	5	32.4	"

Did well dewater? Yes  No       Gallons actually evacuated: 32.4

Sampling Date: 5-27-04    Sampling Time: 1130    Depth to Water: 25.15

Sample I.D.: MW-3      Laboratory: STL Other: \_\_\_\_\_

Analyzed for: TPH-G BTEX MTBE TPH-D Other: Refer to COC

B I.D. (if applicable): @ Time      Duplicate I.D. (if applicable):

Analyzed for: TPH-G BTEX MTBE TPH-D Other:

D.O. (if req'd):	Pre-purge:	mg/L	Post-purge: <u>0.5</u>	mg/L
R.P. (if req'd):	Pre-purge:	mV	Post-purge:	mV

## SHELL WELL MONITORING DATA SHEET

BTS #: 040527-JP1	Site: 98996068
Sampler: JF	Date: 5-27-04
Well I.D.: MW-4	Well Diameter: (2) 3 4 6 8
Total Well Depth (TD): 24.86	Depth to Water (DTW): 13.42
Depth to Free Product:	Thickness of Free Product (feet):
Referenced to: PVC Grade	D.O. Meter (if req'd): YSI HACH
DTW with 80% Recharge [(Height of Water Column x 0.20) + DTW]: 15.70	

Purge Method: Bailer      Water      Sampling Method: Bailer  
 Disposable Bailer      Peristaltic      Disposable Bailer  
 Positive Air Displacement      Extraction Pump      Extraction Port  
 Electric Submersible      Other \_\_\_\_\_      Dedicated Tubing

$1.8 \text{ (Gals.)} \times 3 = 5.4 \text{ Gals.}$ Case Volume      Specified Volumes      Calculated Volume	<table border="1" style="width: 100%; border-collapse: collapse;"> <thead> <tr> <th>Well Diameter</th> <th>Multiplier</th> <th>Well Diameter</th> <th>Multiplier</th> </tr> </thead> <tbody> <tr> <td>1"</td> <td>0.04</td> <td>4"</td> <td>0.65</td> </tr> <tr> <td>2"</td> <td>0.16</td> <td>6"</td> <td>1.47</td> </tr> <tr> <td>3"</td> <td>0.37</td> <td>Other</td> <td>radius<sup>2</sup> * 0.163</td> </tr> </tbody> </table>	Well Diameter	Multiplier	Well Diameter	Multiplier	1"	0.04	4"	0.65	2"	0.16	6"	1.47	3"	0.37	Other	radius <sup>2</sup> * 0.163
Well Diameter	Multiplier	Well Diameter	Multiplier														
1"	0.04	4"	0.65														
2"	0.16	6"	1.47														
3"	0.37	Other	radius <sup>2</sup> * 0.163														

Time	Temp (°F)	pH	Cond. (mS or <u>µS</u> )	Turbidity (NTUs)	Gals. Removed	Observations
0847	66.7	7.6	1135	7200	1.8	cloudy
0849	66.1	7.6	1124	7200	3.6	"
0852	66.7	7.5	1113	7200	5.4	"

Did well dewater? Yes NO      Gallons actually evacuated: 5.4

Sampling Date: 5-27-04      Sampling Time: 0855      Depth to Water: 13.50

Sample I.D.: MW-4      Laboratory: STL Other \_\_\_\_\_

Analyzed for: TPH-G BTEX MTBE TPH-D Other: \_\_\_\_\_

EB I.D. (if applicable): @ \_\_\_\_\_ Time      Duplicate I.D. (if applicable): \_\_\_\_\_

Analyzed for: TPH-G BTEX MTBE TPH-D Other: \_\_\_\_\_

D.O. (if req'd):	Pre-purge:	mg/L	<u>Post-purge:</u>	0.5 mg/L
O.R.P. (if req'd):	Pre-purge:	mV	Post-purge:	mV

## SHELL WELL MONITORING DATA SHEET

S #: 040577 JPI	Site: 98996068
Operator: JP	Date: 5.27.04
Well I.D.: MW-5	Well Diameter: (2) 3 4 6 8
Total Well Depth (TD): 24.69	Depth to Water (DTW): 14.49
Depth to Free Product:	Thickness of Free Product (feet):
Referenced to: PVC Grade	D.O. Meter (if req'd): YSI <del>HACH</del>
DTW with 80% Recharge [(Height of Water Column x 0.20) + DTW]: 16.53	

Sample Method: Bailer      Water: \_\_\_\_\_      Sampling Method: Bailer  
 Disposable Bailer      Peristaltic      Disposable Bailer  
 Positive Air Displacement      Extraction Pump      Extraction Port  
 Electric Submersible      Other: \_\_\_\_\_      Dedicated Tubing

$1.6 \text{ (Gals.)} \times 3 = 4.8 \text{ Gals.}$ Base Volume      Specified Volumes      Calculated Volume	<table border="1" style="width: 100%; border-collapse: collapse;"> <thead> <tr> <th>Well Diameter</th> <th>Multiplier</th> <th>Well Diameter</th> <th>Multiplier</th> </tr> </thead> <tbody> <tr> <td>1"</td> <td>0.04</td> <td>4"</td> <td>0.65</td> </tr> <tr> <td>2"</td> <td>0.16</td> <td>6"</td> <td>1.47</td> </tr> <tr> <td>3"</td> <td>0.37</td> <td>Other</td> <td>radius<sup>2</sup> * 0.163</td> </tr> </tbody> </table>	Well Diameter	Multiplier	Well Diameter	Multiplier	1"	0.04	4"	0.65	2"	0.16	6"	1.47	3"	0.37	Other	radius <sup>2</sup> * 0.163
Well Diameter	Multiplier	Well Diameter	Multiplier														
1"	0.04	4"	0.65														
2"	0.16	6"	1.47														
3"	0.37	Other	radius <sup>2</sup> * 0.163														

Time	Temp (°F)	pH	Cond. (mS or $\mu$ S)	Turbidity (NTUs)	Gals. Removed	Observations
907	66.5	7.7	1370	>200	1.6	Cloudy
910	66.0	7.6	1405	>200	3.2	"
913	66.3	7.5	1330	>200	4.8	"

Did well dewater? Yes  No       Gallons actually evacuated: 4.8

Sampling Date: MW-5 A      Sampling Time: 0915      Depth to Water: 14.70

Sample I.D.: 5.27.04 JP      Laboratory: STL Other: \_\_\_\_\_

Analyzed for: ~~TPH-G~~ ~~BTEX~~ ~~MTBE~~ TPH-D Other: \_\_\_\_\_

B I.D. (if applicable): \_\_\_\_\_ @ \_\_\_\_\_ Time      Duplicate I.D. (if applicable): \_\_\_\_\_

Analyzed for: TPH-G BTEX MTBE TPH-D Other: \_\_\_\_\_

D.O. (if req'd):	Pre-purge:	mg/L	<u>Post-purge:</u>	0.5	mg/L

D.R.P. (if req'd): Pre-purge: \_\_\_\_\_ mV      Post-purge: \_\_\_\_\_ mV

Elaine Tech Services, Inc. 1680 Rogers Ave., San Jose, CA 95112 (800) 545-7558

## SHELL WELL MONITORING DATA SHEET

BTS #: 040527 JA	Site: 98996068
Sampler: JP	Date: 5-27-04
Well I.D.: MW-6	Well Diameter: (2) 3 4 6 8
Total Well Depth (TD): 19.45	Depth to Water (DTW): 13.68
Depth to Free Product:	Thickness of Free Product (feet):
Referenced to: PVC Grade	D.O. Meter (if req'd): YSI HACH
DTW with 80% Recharge [(Height of Water Column x 0.20) + DTW]: 14.83	

Purge Method: Bailer      Waterra      Sampling Method: Bailer  
 Disposable Bailer      Peristaltic      Disposable Bailer  
 Positive Air Displacement      Extraction Pump      Extraction Port  
 Electric Submersible      Other \_\_\_\_\_      Dedicated Tubing

Other: \_\_\_\_\_

$0.9 \text{ (Gals.)} \times 3 = 2.7 \text{ Gals.}$	<table border="1" style="width: 100%; border-collapse: collapse;"> <thead> <tr> <th>Well Diameter</th> <th>Multiplier</th> <th>Well Diameter</th> <th>Multiplier</th> </tr> </thead> <tbody> <tr> <td>1"</td> <td>0.04</td> <td>4"</td> <td>0.65</td> </tr> <tr> <td>2"</td> <td>0.16</td> <td>6"</td> <td>1.47</td> </tr> <tr> <td>3"</td> <td>0.37</td> <td>Other</td> <td>radius<sup>2</sup> * 0.163</td> </tr> </tbody> </table>	Well Diameter	Multiplier	Well Diameter	Multiplier	1"	0.04	4"	0.65	2"	0.16	6"	1.47	3"	0.37	Other	radius <sup>2</sup> * 0.163
Well Diameter	Multiplier	Well Diameter	Multiplier														
1"	0.04	4"	0.65														
2"	0.16	6"	1.47														
3"	0.37	Other	radius <sup>2</sup> * 0.163														
1 Case Volume      Specified Volumes      Calculated Volume																	

Time	Temp (°F)	pH	Cond. (mS or $\mu$ S)	Turbidity (NTUs)	Gals. Removed	Observations
0934	68.0	8.1	344	>200	0.9	very cloudy
0936	66.5	7.6	327	>200	1.8	" "
0938	66.8	7.4	327	>200	2.7	" "

Did well dewater? Yes NO      Gallons actually evacuated: 2.7

Sampling Date: 5-27-04      Sampling Time: 0940      Depth to Water: 14.27

Sample I.D.: MW-6      Laboratory: STL Other \_\_\_\_\_

Analyzed for: TPH-G BTEX MTBE TPH-D <sup>JP</sup> Other: \_\_\_\_\_

EB I.D. (if applicable): @ \_\_\_\_\_      Duplicate I.D. (if applicable): \_\_\_\_\_

Analyzed for: TPH-G BTEX MTBE TPH-D Other: \_\_\_\_\_

D.O. (if req'd):	Pre-purge:	mg/L	<u>Post-purge:</u>	1.0 mg/L
O.R.P. (if req'd):	Pre-purge:	mV	Post-purge:	mV

## SHELL WELL MONITORING DATA SHEET

S#: 040527 JPI	Site: 98996068
Sampler: JP	Date: 5.27.04
Well I.D.: MW-7	Well Diameter: (2) 3 4 6 8
Actual Well Depth (TD): 26.84	Depth to Water (DTW): 17.50
Depth to Free Product:	Thickness of Free Product (feet):
Referenced to: (PVC) Grade	D.O. Meter (if req'd): YSI (HACH)
Well with 80% Recharge [(Height of Water Column x 0.20) + DTW]: 19.36	

Sample Method: (Bailer) Disposable Bailer Positive Air Displacement Electric Submersible	Water Peristaltic Extraction Pump Other:	Sampling Method: (Bailer) Disposable Bailer Extraction Port Dedicated Tubing Other:
---------------------------------------------------------------------------------------------------	---------------------------------------------------	-------------------------------------------------------------------------------------------------

1.4 (Gals.) X 3 = 4.2 Gals. Base Volume      Specified Volumes      Calculated Volume	<table border="1" style="width: 100%; border-collapse: collapse;"> <thead> <tr> <th>Well Diameter</th> <th>Multiplier</th> <th>Well Diameter</th> <th>Multiplier</th> </tr> </thead> <tbody> <tr> <td>1"</td> <td>0.04</td> <td>4"</td> <td>0.65</td> </tr> <tr> <td>2"</td> <td>0.16</td> <td>6"</td> <td>1.47</td> </tr> <tr> <td>3"</td> <td>0.37</td> <td>Other</td> <td>radius<sup>2</sup> * 0.163</td> </tr> </tbody> </table>	Well Diameter	Multiplier	Well Diameter	Multiplier	1"	0.04	4"	0.65	2"	0.16	6"	1.47	3"	0.37	Other	radius <sup>2</sup> * 0.163
Well Diameter	Multiplier	Well Diameter	Multiplier														
1"	0.04	4"	0.65														
2"	0.16	6"	1.47														
3"	0.37	Other	radius <sup>2</sup> * 0.163														

Time	Temp (°F)	pH	Cond. (mS or µS)	Turbidity (NTUs)	Gals. Removed	Observations
009	70.7	6.3	3101	> 200	1.4	grayish, odor
011	70.0	6.5	3160	> 200	2.8	" "
013	70.1	6.3	3247	> 200	4.2	" "

Did well dewater? Yes  No  Gallons actually evacuated: 4.2

Sampling Date: 5.27.04      Sampling Time: 1015      Depth to Water: 19.03 (Traffic well)

Sample I.D.: MW-7      Laboratory: (SPL) Other: \_\_\_\_\_

Analyzed for: (TPH-G) (BTEX) (MTBE) TPH-D Other: \_\_\_\_\_

B I.D. (if applicable): \_\_\_\_\_ @ \_\_\_\_\_ Time      Duplicate I.D. (if applicable): \_\_\_\_\_

Analyzed for: TPH-G BTEX MTBE TPH-D Other: \_\_\_\_\_

D.O. (if req'd):	Pre-purge:	mg/L	Post-purge:	0.5 mg/L
D.R.P. (if req'd):	Pre-purge:	mV	Post-purge:	mV

**Blaine Tech Services, Inc. 1680 Rogers Ave., San Jose, CA 95112 (800) 545-7558**

## SHELL WELL MONITORING DATA SHEET

S#: <u>040527-JP1</u>	Site: <u>98996068</u>
Operator: <u>JP</u>	Date: <u>5-27-04</u>
Well I.D.: <u>MW-8</u>	Well Diameter: <u>(2)</u> 3 4 6 8
Actual Well Depth (TD): <u>24.15</u>	Depth to Water (DTW): <u>16.41</u>
Depth to Free Product:	Thickness of Free Product (feet):
Referenced to: <u>(PVC)</u> Grade	D.O. Meter (if req'd): YSI <u>(HACH)</u>
DTW with 80% Recharge [(Height of Water Column x 0.20) + DTW]: <u>17.95</u>	

Bailer Method: <u>Bailer</u> Disposable Bailer Positive Air Displacement Electric Submersible	Water Peristaltic Extraction Pump Other: _____	Sampling Method: <u>Bailer</u> Disposable Bailer Extraction Port Dedicated Tubing Other: _____
--------------------------------------------------------------------------------------------------------	---------------------------------------------------------	------------------------------------------------------------------------------------------------------------

1.2 (Gals.) X 3 = 3.6 Gals. Base Volume      Specified Volumes      Calculated Volume	<table border="1" style="width: 100%; border-collapse: collapse; font-size: small;"> <tr> <th>Well Diameter</th> <th>Multiplier</th> <th>Well Diameter</th> <th>Multiplier</th> </tr> <tr> <td>1"</td> <td>0.04</td> <td>4"</td> <td>0.65</td> </tr> <tr> <td>2"</td> <td>0.16</td> <td>6"</td> <td>1.47</td> </tr> <tr> <td>3"</td> <td>0.37</td> <td>Other</td> <td>radius<sup>2</sup> * 0.163</td> </tr> </table>	Well Diameter	Multiplier	Well Diameter	Multiplier	1"	0.04	4"	0.65	2"	0.16	6"	1.47	3"	0.37	Other	radius <sup>2</sup> * 0.163
Well Diameter	Multiplier	Well Diameter	Multiplier														
1"	0.04	4"	0.65														
2"	0.16	6"	1.47														
3"	0.37	Other	radius <sup>2</sup> * 0.163														

Time	Temp (°F)	pH	Cond. (mS or $\mu$ S)	Turbidity (NTUs)	Gals. Removed	Observations
026	72.5	7.1	1574	7200	1.2	gray, cloudy
029	69.6	7.0	1532	7200	2.4	" "
032	69.4	7.1	1516	7200	3.6	" "

Did well dewater? Yes <input checked="" type="radio"/> No <input checked="" type="radio"/>	Gallons actually evacuated: <u>3.6</u>
Sampling Date: <u>5-27-04</u> Sampling Time: <u>1035</u> Depth to Water: <u>19.68</u> (fracture well)	
Sample I.D.: <u>MW-8</u> Laboratory: <u>SFL</u> Other _____	
Analyzed for: <u>(PH-G) (BTEX) (MTBE)</u> TPH-D Other:	
B I.D. (if applicable): @ _____ Duplicate I.D. (if applicable):	
Analyzed for: TPH-G BTEX MTBE TPH-D Other:	
D.O. (if req'd): Pre-purge: _____ mg/L	Post-purge: <u>0.5</u> mg/L
D.R.P. (if req'd): Pre-purge: _____ mV	Post-purge: _____ mV

## SHELL WELL MONITORING DATA SHEET

BTS #: <u>0405 JPI</u>	Site: <u>98996008</u>
Sampler: <u>JP</u>	Date: <u>5.27.04</u>
Well I.D.: <u>MW-9</u>	Well Diameter: <u>2</u> 3 4 6 8
Total Well Depth (TD): <u>34.82</u>	Depth to Water (DTW): <u>14.55</u>
Depth to Free Product:	Thickness of Free Product (feet):
Referenced to: <u>PVC</u> Grade	D.O. Meter (if req'd): YSI <u>FACH</u>
DTW with 80% Recharge [(Height of Water Column x 0.20) + DTW]: <u>18.60</u>	

Purge Method: Bailer      Waterra      Sampling Method: Bailer  
 Disposable Bailer      Peristaltic      Disposable Bailer  
 Positive Air Displacement      Extraction Pump      Extraction Port  
 Electric Submersible      Other \_\_\_\_\_      Dedicated Tubing

Other: \_\_\_\_\_

$\underline{3.2} \text{ (Gals.)} \times \underline{3} = \underline{9.6} \text{ Gals.}$	<table border="1" style="width: 100%; border-collapse: collapse; font-size: small;"> <thead> <tr> <th>Well Diameter</th> <th>Multiplier</th> <th>Well Diameter</th> <th>Multiplier</th> </tr> </thead> <tbody> <tr> <td>1"</td> <td>0.04</td> <td>4"</td> <td>0.65</td> </tr> <tr> <td>2"</td> <td>0.16</td> <td>6"</td> <td>1.47</td> </tr> <tr> <td>3"</td> <td>0.37</td> <td>Other</td> <td>radius<sup>2</sup> * 0.163</td> </tr> </tbody> </table>	Well Diameter	Multiplier	Well Diameter	Multiplier	1"	0.04	4"	0.65	2"	0.16	6"	1.47	3"	0.37	Other	radius <sup>2</sup> * 0.163
Well Diameter	Multiplier	Well Diameter	Multiplier														
1"	0.04	4"	0.65														
2"	0.16	6"	1.47														
3"	0.37	Other	radius <sup>2</sup> * 0.163														
I Case Volume	Specified Volumes	Calculated Volume															

Time	Temp (°F)	pH	Cond. (mS or $\mu$ S)	Turbidity (NTUs)	Gals. Removed	Observations
0828	66.8	6.6	1017	7200	3.2	Cloudy
0832	66.3	7.6	1057	7200	6.4	"
0837	67.1	7.1	1044	7200	9.6	"

Did well dewater? Yes  No       Gallons actually evacuated: 9.6

Sampling Date: 5.27.04      Sampling Time: 0840      Depth to Water: 14.61

Sample I.D.: MW-9      Laboratory: STL Other \_\_\_\_\_

Analyzed for: TPH-G BTEX MTBE TPH-D Other: \_\_\_\_\_

EB I.D. (if applicable): \_\_\_\_\_ @ \_\_\_\_\_ Time      Duplicate I.D. (if applicable): \_\_\_\_\_

Analyzed for: TPH-G BTEX MTBE TPH-D Other: \_\_\_\_\_

D.O. (if req'd):	Pre-purge:	mg/L	Post-purge:	0.5	mg/L
O.R.P. (if req'd):	Pre-purge:	mV	Post-purge:		mV

## SHELL WELL MONITORING DATA SHEET

BTS #: 040527-JP1	Site: 98996068
Sampler: JP	Date: 5-27-04
Well I.D.: MW-10	Well Diameter: 2 3 <b>4</b> 6 8
Total Well Depth (TD): 31.64	Depth to Water (DTW): 23.63
Depth to Free Product:	Thickness of Free Product (feet):
Referenced to: <b>PVC</b> Grade	D.O. Meter (if req'd): YSI <b>HACH</b>
DTW with 80% Recharge [(Height of Water Column x 0.20) + DTW]: 25.23	

Purge Method: Bailer      Waterra      Sampling Method: **Bailer**  
 Disposable Bailer      Peristaltic      Disposable Bailer  
 Positive Air Displacement      Extraction Pump      Extraction Port  
Electric Submersible      Other \_\_\_\_\_      Dedicated Tubing

Other: \_\_\_\_\_

$5.2$ (Gals.) X <u>3</u> = <u>15.6</u> Gals.	
I Case Volume	Specified Volumes      Calculated Volume

Well Diameter	Multiplier	Well Diameter	Multiplier
1"	0.04	4"	0.65
2"	0.16	6"	1.47
3"	0.37	Other	radius <sup>2</sup> * 0.163

Time	Temp (°F)	pH	Cond. (mS or <b>µS</b> )	Turbidity (NTUs)	Gals. Removed	Observations
1102	74.3	6.9	1193	85	5.2	clear
1105	71.5	6.8	1165	136	10.4	slightly cloudy
1107	70.6	6.7	1208	172	15.6	" "

Did well dewater? Yes  No  Gallons actually evacuated: 15.6

Sampling Date: 5-27-04      Sampling Time: 1110      Depth to Water: 24.97

Sample I.D.: MW-10      Laboratory: **STL** Other \_\_\_\_\_

Analyzed for: TPH-G BTEX MTBE TPH-D Other: Refer to COC

EB I.D. (if applicable): @ \_\_\_\_\_ Time      Duplicate I.D. (if applicable):

Analyzed for: TPH-G BTEX MTBE TPH-D Other:

D.O. (if req'd):	Pre-purge:	mg/L	<b>Post-purge:</b>	0.5 mg/L
O.R.P. (if req'd):	Pre-purge:	mV	Post-purge:	mV



## SHELL WELL MONITORING DATA SHEET

S#: 640527-JP1	Site: 98996008
Sampler: JP	Date: 5-27-04
Well I.D.: MW-11	Well Diameter: 2 3 <u>4</u> 6 8
Actual Well Depth (TD): 24.76	Depth to Water (DTW): 18.60
Depth to Free Product:	Thickness of Free Product (feet):
Referenced to: <u>FVC</u> Grade	D.O. Meter (if req'd): YSI <u>HACP</u>
DTW with 80% Recharge [(Height of Water Column x 0.20) + DTW]: 19.83	

Sample Method: Bailer      Waterra      Sampling Method: Bailer  
                   Disposable Bailer      Peristaltic      Disposable Bailer  
                   Positive Air Displacement      Extraction Pump      Extraction Port  
                   Electric-Submersible      Other \_\_\_\_\_      Dedicated Tubing

$4.0 \text{ (Gals.)} \times 3 = 12.0 \text{ Gals.}$ Use Volume      Specified Volumes      Calculated Volume	<table border="1" style="width: 100%; border-collapse: collapse;"> <thead> <tr> <th>Well Diameter</th> <th>Multiplier</th> <th>Well Diameter</th> <th>Multiplier</th> </tr> </thead> <tbody> <tr> <td>1"</td> <td>0.04</td> <td>4"</td> <td>0.65</td> </tr> <tr> <td>2"</td> <td>0.16</td> <td>6"</td> <td>1.47</td> </tr> <tr> <td>3"</td> <td>0.37</td> <td>Other</td> <td>radius<sup>2</sup> * 0.163</td> </tr> </tbody> </table>	Well Diameter	Multiplier	Well Diameter	Multiplier	1"	0.04	4"	0.65	2"	0.16	6"	1.47	3"	0.37	Other	radius <sup>2</sup> * 0.163
Well Diameter	Multiplier	Well Diameter	Multiplier														
1"	0.04	4"	0.65														
2"	0.16	6"	1.47														
3"	0.37	Other	radius <sup>2</sup> * 0.163														

Time	Temp (°F)	pH	Cond. (mS or <u>µS</u> )	Turbidity (NTUs)	Gals. Removed	Observations
229	77.8	6.6	1767	9	4	clear
231	74.1	6.9	1238	9	6	"
233	73.0	6.8	1262	17	12	"

Did well dewater? Yes NO      Gallons actually evacuated: 12

Sampling Date: 5-27-04      Sampling Time: 1235      Depth to Water: 19.59

Sample I.D.: MW-11      Laboratory: STL Other \_\_\_\_\_

Analyzed for: TPH-G BTEX MTBE TPH-D Other: Refer to LOC

B I.D. (if applicable): @ \_\_\_\_\_      Duplicate I.D. (if applicable):

Analyzed for: TPH-G BTEX MTBE TPH-D Other:

D.O. (if req'd):	Pre-purge:	mg/L	Post-purge:	1.6 mg/L
D.R.P. (if req'd):	Pre-purge:	mV	Post-purge:	mV