

**Shell Oil Products US**

January 14, 2005

Mr. Bob Schultz
Alameda County Health Care Services Agency
1131 Harbor Bay Parkway, Suite 250
Alameda, California 94502-6577

Alameda County
JAN 19 2005
Environmental Health

Subject: Shell-branded Service Station
3790 Hopyard Road
Pleasanton, California

Dear Mr. Schultz:

Attached for your review and comment is a copy of the *Fourth Quarter 2004 Groundwater Monitoring Report* for the above referenced site. Upon information and belief, I declare, under penalty of perjury, that the information contained in the attached document is true and correct.

As always, please feel free to contact me directly at (559) 645-9306 with any questions or concerns.

Sincerely,

Shell Oil Products US

A handwritten signature in cursive script that reads "Karen Petryna".

Karen Petryna
Sr. Environmental Engineer

January 14, 2005

Mr. Bob Schultz
Alameda County Environmental Health
1131 Harbor Bay Parkway, Suite 250
Alameda, California 94502-6577

Re: **Groundwater Monitoring Report – Fourth Quarter 2004**
Shell-branded Service Station
3790 Hopyard Road
Pleasanton, California
SAP Code 135784
Incident #98995842
Fuel Leak Case # RO0000363

Alameda County
Environmental Health
JAN 1 9 2005



Dear Mr. Schultz:

Cambria Environmental Technology, Inc. prepared this report on behalf of Equilon Enterprises LLC dba Shell Oil Products US (Shell). This report was prepared in accordance with the quarterly reporting requirements of 23 CCR 2652d.

NOTICE OF CHANGE IN CONSULTANT

Effective January 5, 2005, Shell is transferring the management of this project from Cambria Environmental Technology, Inc. to Delta Environmental Consultants, Inc., 175 Bernal Road, Suite 200, San Jose, CA 95119. Please remove Cambria from the copy list and forward future correspondence to Mr. Lee Dooley of Delta, at the address listed above. Mr. Dooley can be reached at (408) 224-4724.

FOURTH QUARTER 2004 ACTIVITIES

Groundwater Monitoring: Blaine Tech Services, Inc. (Blaine) of San Jose, California gauged and sampled the site wells and prepared a summary table of field gauging and laboratory analytical data. Cambria prepared a site vicinity map (Figure 1), a groundwater contour map (Figure 2), and isoconcentration contour maps for total petroleum hydrocarbon as gasoline (TPHg) (Figure 3), benzene (Figure 4), methyl tertiary butyl ether (MTBE) (Figure 5), and tertiary butyl alcohol (TBA) (Figure 6). Blaine's report, presenting the laboratory report, is included as Appendix A.

Cambria
Environmental
Technology, Inc.

270 Perkins Street
P.O. Box 259
Sonoma, CA 95476
Tel (707) 935-4850
Fax (707) 935-6649

Groundwater Remediation: The groundwater extraction (GWE) system has been operating fairly continuously since July 1, 2003. The significant drawdown and radius of influence typically maintained at the site is depicted in Figure 2. GWE system influent concentrations have decreased by an order of magnitude since the system began discharging in July 2003. The influent MTBE concentration has been consistently below 100 parts per billion (ppb) since June 4, 2004. During the fourth quarter 2004, the influent MTBE concentrations were 29, 5.2, and <25 ppb in October, November, and December, respectively.

Discharge limitations were not exceeded during the reporting period. Analytical results for the influent, midfluent 1, midfluent 2 and effluent streams are summarized in Table 1 and laboratory reports for GWE system samples are included in Appendix B. System flow data and constituent mass removal calculations are presented in Table 2.

ANTICIPATED FIRST QUARTER 2005 ACTIVITIES

Groundwater Monitoring: Blaine will gauge and sample the site wells and tabulate the data. Delta will prepare a monitoring report.

Groundwater Remediation: Due to the low influent concentrations, Cambria will shut the GWE system down on January 7, 2005, after collecting the monthly GWE system samples. The first quarter 2005 quarterly monitoring event has been scheduled for about the same time. Future monitoring events will monitor rebound of concentrations prior to scheduling deconstruction of the remediation system. Cambria will complete the final Discharge Compliance Report.

Site Investigation Activities: Cambria completed 16 onsite soil borings during the week of October 4, 2004. Since a change in consultants is occurring prior to completion of the offsite CPT borings, Cambria will prepare the technical report for the activities already completed. We anticipate submittal of this report by the end of January 2005.

HISTORICAL REMEDIATION SUMMARY

Mobile Groundwater Extraction: Beginning the week of May 14, 2001, Advanced Cleanup Technologies Inc. of Benicia, California conducted three weekly 8-hour mobile GWE events using wells S-2, S-4, and T-2. Three additional GWE events were performed in August 2001. At Shell's direction, Onyx Industrial Services initiated twice-monthly events extracting from tank backfill well T-2 beginning in April 2002. Groundwater was also extracted from well S-4 between June 2002 and September 2002. Extraction from well S-4 was discontinued due to low

C A M B R I A

extraction volumes. Tank backfill well T-4 was added to the twice-monthly extraction events in October 2002. Mobile GWE was discontinued in March 2003 pending fixed GWE system installation and start-up. Approximately 9.32 pounds of methyl tertiary butyl ether (MTBE) were removed by mobile GWE at the site. Continuous operation of the GWE system began on July 1, 2003.


CLOSING




If you have any questions regarding the contents of this document, please call Ana Friel at (707) 442-2700. Any questions or comments concerning future site activities should be directed to Ms. Karen Petryna of Shell, or Mr. Lee Dooley of Delta.

Sincerely,
Cambria Environmental Technology, Inc.

Cynthia Vasko
Senior Staff Engineer


Ana Friel, RG
Senior Project Geologist
RG 6452



Attachments:

- | | |
|-------------|--|
| Table 1. | Groundwater Extraction System Analytical Results |
| Table 2. | Groundwater Extraction System Mass Removal Data |
| Figure 1. | Vicinity/Area Well Survey Map |
| Figure 2. | Groundwater Contour Map |
| Figure 3. | TPHg Isoconcentration Contour Map |
| Figure 4. | Benzene Isoconcentration Contour Map |
| Figure 5. | MTBE Isoconcentration Contour Map |
| Figure 6. | TBA Isoconcentration Contour Map |
| Appendix A. | Blaine Tech Services, Inc. - Groundwater Monitoring Report |
| Appendix B. | GWE System Certified Analytical Reports |

C A M B R I A

cc: Karen Petryna, Shell Oil Products US
Betty Graham, SFBRWQCB
Danielle Stefani, Livermore-Pleasanton Fire Department
Matthew W. Katen, Zone 7 Water Agency
Tri-Valley Management
Lee Dooley, Delta Environmental Consultants, Inc.



Table 1. Groundwater Extraction System Analytical Results, Shell-branded Service Station, 3790 Hopyard Road, Pleasanton, California

Sample Date (mm/dd/yy)	Influent				Midfluent 1			Midfluent 2			Effluent			
	TPHg Conc. (ppb)	TPHd Conc. (ppb)	Benzene Conc. (ppb)	MTBE Conc. (ppb)	TPHg Conc. (ppb)	Benzene Conc. (ppb)	MTBE Conc. (ppb)	TPHg Conc. (ppb)	Benzene Conc. (ppb)	MTBE Conc. (ppb)	TPHg Conc. (ppb)	TPHd Conc. (ppb)	Benzene Conc. (ppb)	MTBE Conc. (ppb)
07/01/03	<2,500	810 ¹	<25	3,400	<50	<0.50	<0.50	<50	<0.50	<0.50	<50	200 ¹	<0.50	<0.50
07/21/03	<2,500	67 ¹	<25	5,400	<500	<5.0	160	<250	<2.5	<2.5	<50	<50	<0.50	<0.50
08/01/03	<1,300	57 ¹	<13	3,700	<250	<2.5	190	54 ²	<0.50	<0.50	<50	<50	<0.50	<0.50
08/15/03	<1,000	470 ¹	<10	2,200	<250	<2.5	380	<100	<1.0	<1.0	<50	76 ¹	<0.50	<0.50
09/11/03	<1,000	<50	<10	2,400	<50	<0.50	<5.0	<50	<0.50	<5.0	<50	<50	<0.50	<5.0
09/25/03	<1,000	NA	<10	2,600	<250	<2.5	<25	<250	<2.5	<25	<50	NA	<0.50	<5.0
10/10/03	<5,000	67 ¹	<50	1,800	<100	<1.0	85	<100	<10	<10	<100	<10	<1.0	<10
10/24/03	<500	NA	<5.0	1,500	<500	<5.0	75	<500	<5.0	<5.0	<500	NA	<5.0	<5.0
11/21/03	<1,000	<50 ³	<10	1,300	<250	<2.5	25	<250	<2.5	<2.5	<50	<50 ³	<0.50	<0.50
12/05/03	<1,000	<50	<10	1,200	<250	<2.5	110	<50	<0.50	<5.0	<50	<50	<0.50	<5.0
12/19/03	<1,000	NA	<10	950	<250	<2.5	150	<50	<0.50	<5.0	<50	NA	<0.50	<5.0
01/16/04	<50	220 ¹	<0.50	57	<50	<0.50	<5.0	<50	<0.50	<5.0	<50	<50	<0.50	<5.0
01/30/04	<500	NA	<5.0	460	<50	<0.50	<5.0	<50	<0.50	<5.0	<50	NA	<0.50	<5.0
02/06/04	<500	56 ¹	<5.0	350	<50	<0.50	<5.0	<50	<0.50	<5.0	<50	<50	<0.50	<5.0
03/05/04	<500	<50	<5.0	370	<50	<0.50	<5.0	<50	<0.50	<5.0	<50	<50	<0.50	<5.0
04/02/04	<1,000	230 ¹	<10	200	<50	<0.50	<5.0	<50	<0.50	<5.0	<50	<50	<0.50	<5.0
05/14/04	<1,000	<50	<10	110	<50	<0.50	<5.0	<50	<0.50	<5.0	<50	<50	<0.50	<5.0
06/04/04	<1,000	<50	<10	<100	<50	<0.50	<5.0	<50	<0.50	<5.0	<50	<50	<0.50	<5.0
07/16/04	<1,000	<50	<10	<100	<50	<0.50	<5.0	<50	<0.50	<5.0	<50	<50	<0.50	<5.0
08/06/04	<1,000	<50	<10	<100	<50	<0.50	<5.0	<50	<0.50	<5.0	<50	<50	<0.50	<5.0
09/03/04	<1,000	<50	<10	<100	75 ⁴	<0.50	9.0	170 ⁴	<0.50	<5.0	57 ⁴	<50	<0.50	<5.0
10/08/04	<50	<50	<0.50	29	<50	<0.50	<5.0	<50	<0.50	<5.0	<50	<50	<0.50	<5.0
11/05/04	<50	110 ¹	<0.50	5.2	<50	<0.50	<5.0	<50	<0.50	<5.0	<50	<50	<0.50	<5.0
12/03/04	<250	<50	<2.5	<25	<50	<0.50	<5.0	<50	<0.50	<5.0	<50	<50	<0.50	<5.0

Table 1. Groundwater Extraction System Analytical Results, Shell-branded Service Station, 3790 Hopyard Road, Pleasanton, California

Abbreviations & Notes:

TPHg/d = Total purgeable hydrocarbons as gasoline/diesel

MTBE = Methyl tert-butyl ether

ppb = parts per billion

TPHg, benzene and MTBE analyzed by EPA Method 8260

TPHd analyzed by EPA Method 8015M.

Discharge Limits: TPHg & TPHd = 15.0 mg/L, BTEX = 1.00 mg/L, MTBE = not applicable

NA = Not analyzed

1 = Hydrocarbon reported does not match the laboratory standard diesel pattern

2 = Hydrocarbon reported as gasoline does not match the laboratory gasoline standard

3 = The initial analysis failed QA/QC. A second analysis was conducted outside of hold time for which QA/QC passed. Both analyses reported similar results (<50ppb).

4 = The sample contains discrete peaks in the gasoline range.

Table 2. Groundwater Extraction System Mass Removal Data, Shell-branded Service Station, 3790 Hopyard Road, Pleasanton, California

Site Visit (mm/dd/yy)	Flow Meter Reading (gal)	Period Volume (gal)	Flow Rate (gpd)	Cumulative Volume (gal)	TPHg			Benzene			MTBE		
					TPHg Conc. (ppb)	Period Removal (pounds)	Cumulative Removal (pounds)	Benzene Conc. (ppb)	Period Removal (pounds)	Cumulative Removal (pounds)	MTBE Conc. (ppb)	Period Removal (pounds)	Cumulative Removal (pounds)
07/01/03	447	0	0	0	<2,500	0.000	0.000	<25	0.000	0.000	3,400	0.000	0.000
07/21/03	104,080	103,633	5,182	103,633	<2,500	1.081	1.081	<25	0.011	0.011	5,400	4.670	4.670
08/01/03	157,301	53,221	4,838	156,854	<1,300	0.289	1.370	<13	0.003	0.014	3,700	1.643	6.313
08/15/03	172,392	15,091	1,078	171,945	<1,000	0.063	1.433	<10	0.001	0.014	2,200	0.277	6.590
08/29/03	221,836	49,444	3,532	221,389	NS	0.206	1.639	NS	0.002	0.016	NS	0.908	7.498
09/11/03	286,780	64,944	4,996	286,333	<1,000	0.271	1.910	<10	0.003	0.019	2,400	1.301	8.798
09/25/03	352,750	65,970	4,712	352,303	<1,000	0.275	2.185	<10	0.003	0.022	2,600	1.431	10.229
10/10/03	420,240	67,490	4,499	419,793	<5,000	1.408	3.593	<50	0.014	0.036	1,800	1.014	11.243
10/24/03	423,410	3,170	226	422,963	<500	0.007	3.600	<5.0	0.000	0.036	1,500	0.040	11.283
11/12/03	514,680	91,270	4,804	514,233	NS	0.190	3.790	NS	0.002	0.038	NS	1.142	12.425
11/21/03	556,306	41,626	4,625	555,859	<1,000	0.174	3.964	<10	0.002	0.040	1,300	0.452	12.877
12/05/03	618,906	62,600	4,471	618,459	<1,000	0.261	4.225	<10	0.003	0.042	1,200	0.627	13.503
12/19/03	680,821	61,915	4,423	680,374	<1,000	0.258	4.483	<10	0.003	0.045	950	0.491	13.994
01/06/04	745,460	64,639	3,591	745,013	NS	0.270	4.753	NS	0.003	0.048	NS	0.512	14.507
01/16/04	784,010	38,550	3,855	783,563	<50	0.008	4.761	<0.50	0.000	0.048	57	0.018	14.525
01/30/04	848,580	64,570	4,612	848,133	<500	0.135	4.896	<5.0	0.001	0.049	460	0.248	14.773
02/06/04	879,575	30,995	4,428	879,128	<500	0.065	4.960	<5.0	0.001	0.050	350	0.091	14.863
02/20/04	929,280	49,705	3,550	928,833	NS	0.104	5.064	NS	0.001	0.051	NS	0.145	15.009
03/05/04	973,690	44,410	3,172	973,243	<500	0.093	5.157	<5.0	0.001	0.052	370	0.137	15.146
03/19/04	1,008,001	34,311	2,451	1,007,554	NS	0.072	5.228	NS	0.001	0.052	NS	0.106	15.252
04/02/04	1,030,183	22,182	1,584	1,029,736	<1,000	0.093	5.321	<10	0.001	0.053	200	0.037	15.289
04/16/04	1,052,225	22,042	1,574	1,051,778	NS	0.092	5.413	NS	0.001	0.054	NS	0.037	15.325
04/30/04	1,085,954	33,729	2,409	1,085,507	NS	0.141	5.553	NS	0.001	0.056	NS	0.056	15.382
05/14/04	1,118,933	32,979	2,356	1,118,486	<1,000	0.138	5.691	<10	0.001	0.057	110	0.030	15.412
05/24/04	1,142,083	23,150	2,315	1,141,636	NS	0.097	5.788	NS	0.001	0.058	NS	0.021	15.433
06/04/04	1,168,145	26,062	2,369	1,167,698	<1,000	0.109	5.896	<10	0.001	0.059	<100	0.011	15.444
06/18/04	1,200,909	32,764	2,340	1,200,462	NS	0.137	6.033	NS	0.001	0.060	NS	0.014	15.458
06/29/04	1,228,340	27,431	2,494	1,227,893	NS	0.114	6.147	NS	0.001	0.061	NS	0.011	15.469
07/16/04	1,265,550	37,210	2,189	1,265,103	<1,000	0.155	6.303	<10	0.002	0.063	<100	0.016	15.485
07/30/04	1,299,040	33,490	2,392	1,298,593	NS	0.140	6.442	NS	0.001	0.064	NS	0.014	15.499
08/06/04	1,315,300	16,260	2,323	1,314,853	<1,000	0.068	6.510	<10	0.001	0.065	<100	0.007	15.505
08/20/04	1,347,870	32,570	2,326	1,347,423	NS	0.136	6.646	NS	0.001	0.066	NS	0.014	15.519
09/03/04	1,380,520	32,650	2,332	1,380,073	<1,000	0.136	6.782	<10	0.001	0.068	<100	0.014	15.533
09/17/04	1,380,520	0	0	1,380,073	NS	0.000	6.782	NS	0.000	0.068	NS	0.000	15.533

Table 2. Groundwater Extraction System Mass Removal Data, Shell-branded Service Station, 3790 Hopyard Road, Pleasanton, California

Site Visit (mm/dd/yy)	Flow Meter Reading (gal)	Period Volume (gal)	Flow Rate (gpd)	Cumulative Volume (gal)	TPHg			Benzene			MTBE		
					TPHg Conc. (ppb)	Period Removal (pounds)	Cumulative Removal (pounds)	Benzene Conc. (ppb)	Period Removal (pounds)	Cumulative Removal (pounds)	MTBE Conc. (ppb)	Period Removal (pounds)	Cumulative Removal (pounds)
10/01/04	1,413,915	33,395	2,385	1,413,468	NS	0.139	6.922	NS	0.001	0.069	NS	0.014	15.547
10/08/04	1,430,142	16,227	2,318	1,429,695	<50	0.003	6.925	<0.50	0.000	0.069	29	0.004	15.551
10/22/04	1,430,888	746	53	1,430,441	NS	0.000	6.925	NS	0.000	0.069	NS	0.000	15.551
11/05/04	1,458,650	27,762	1,983	1,458,203	<50	0.006	6.931	<0.50	0.000	0.069	5.2	0.001	15.552
11/19/04	1,493,299	34,649	2,475	1,492,852	NS	0.007	6.938	NS	0.000	0.069	NS	0.002	15.553
12/03/04	1,525,750	32,451	2,318	1,525,303	<250	0.034	6.972	<2.5	0.000	0.070	<25	0.003	15.557
12/17/04	1,559,338	33,588	2,399	1,558,891	NS	0.035	7.007	NS	0.000	0.070	NS	0.004	15.560
Total Gallons Extracted:				1,558,891	Total Pounds Removed:		7.01	Total Pounds Removed:		0.070	Total Pounds Removed:		15.6
					Total Gallons Removed:		1.15	Total Gallons Removed:		0.010	Total Gallons Removed:		2.52

Abbreviations & Notes:

TPHg = Total purgeable hydrocarbons as gasoline

MTBE = Methyl tert-butyl ether

Conc. = Concentration

ppb = Parts per billion, equivalent to µg/L

µg/L = Micrograms per liter

L = Liter

gal = Gallon

g = Gram

NS = Not Sampled

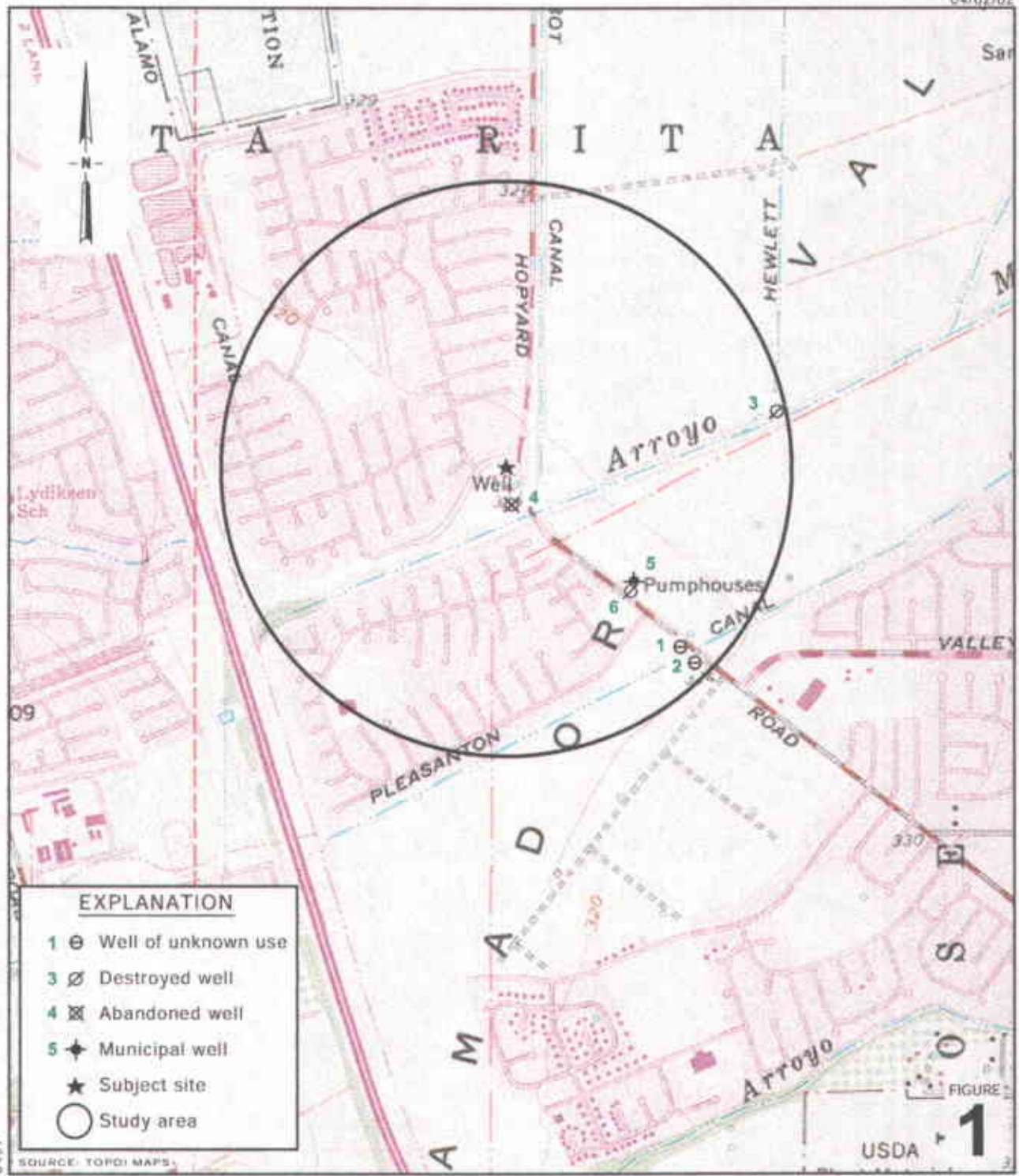
TPHg, benzene and MTBE analyzed by EPA Method 8260

Mass removed based on the formula: volume extracted (gal) x Concentration (µg/L) x (g/10⁶µg) x (pound/453.6g) x (3.785 L/gal)

When constituents are not detected, the concentration is assumed to be equal to half the detection limit in subsequent calculations.

Volume removal data based on the formula: mass (pounds) x (density)⁻¹ (cc/g) x 453.6 (g/pound) x (L/1000 cc) * (gal/3.785 L)

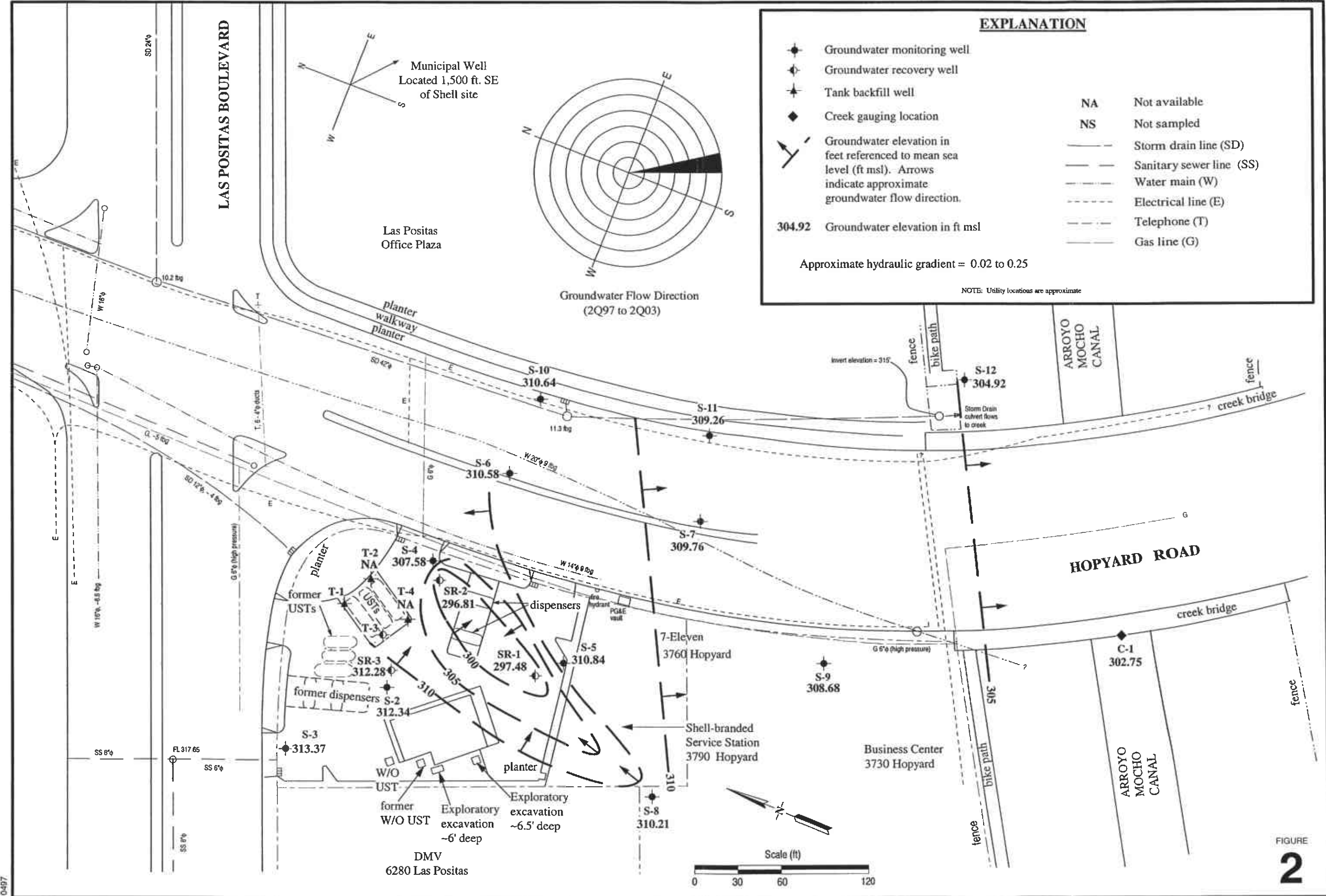
Density inputs: TPHg = 0.73 g/cc, benzene = 0.88 g/cc, MTBE = 0.74 g/cc



Shell-branded Service Station
 3790 Hopyard Road
 Pleasanton, California



Vicinity/Area Well Survey Map
 1/2 Mile Radius



0497

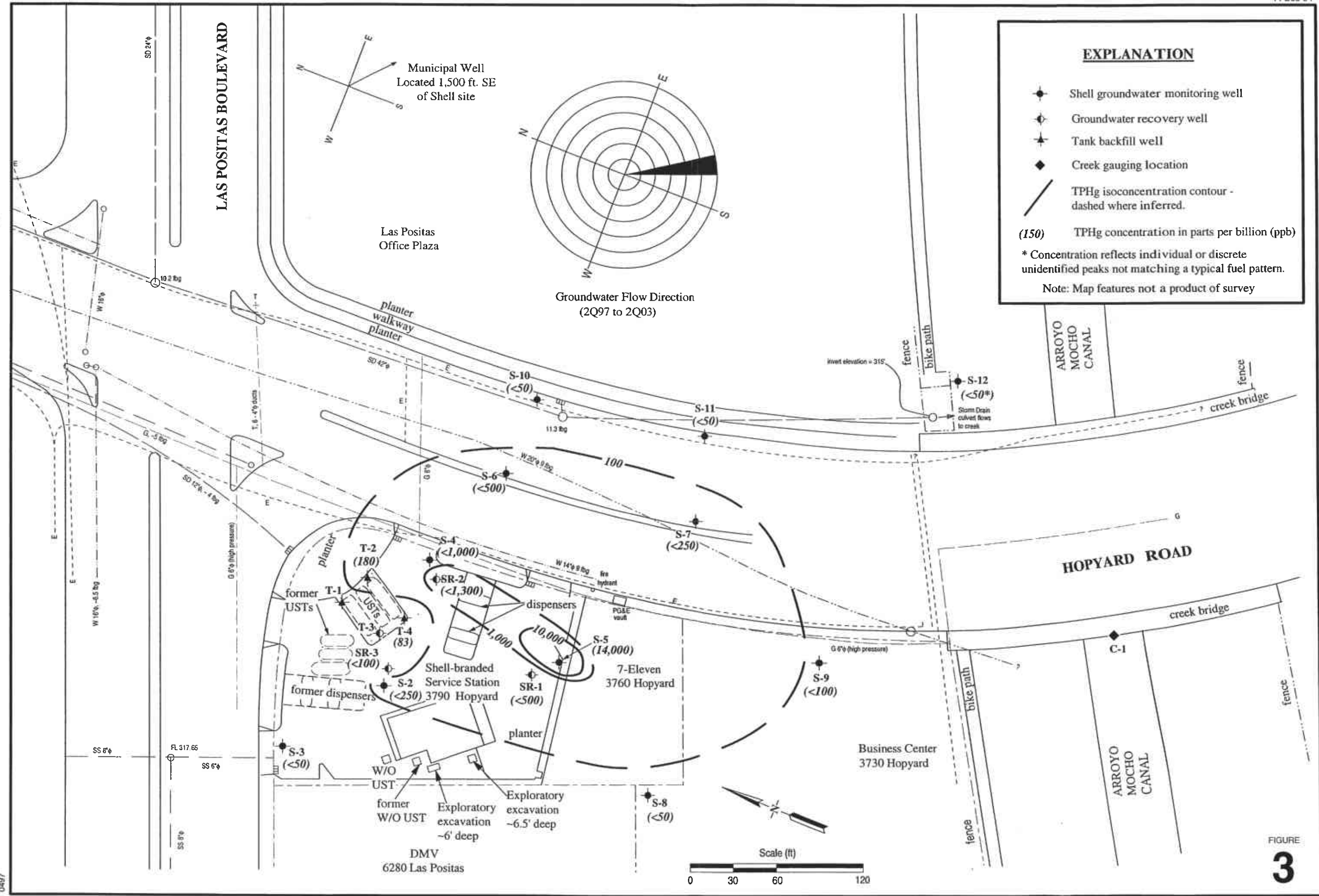


FIGURE 3

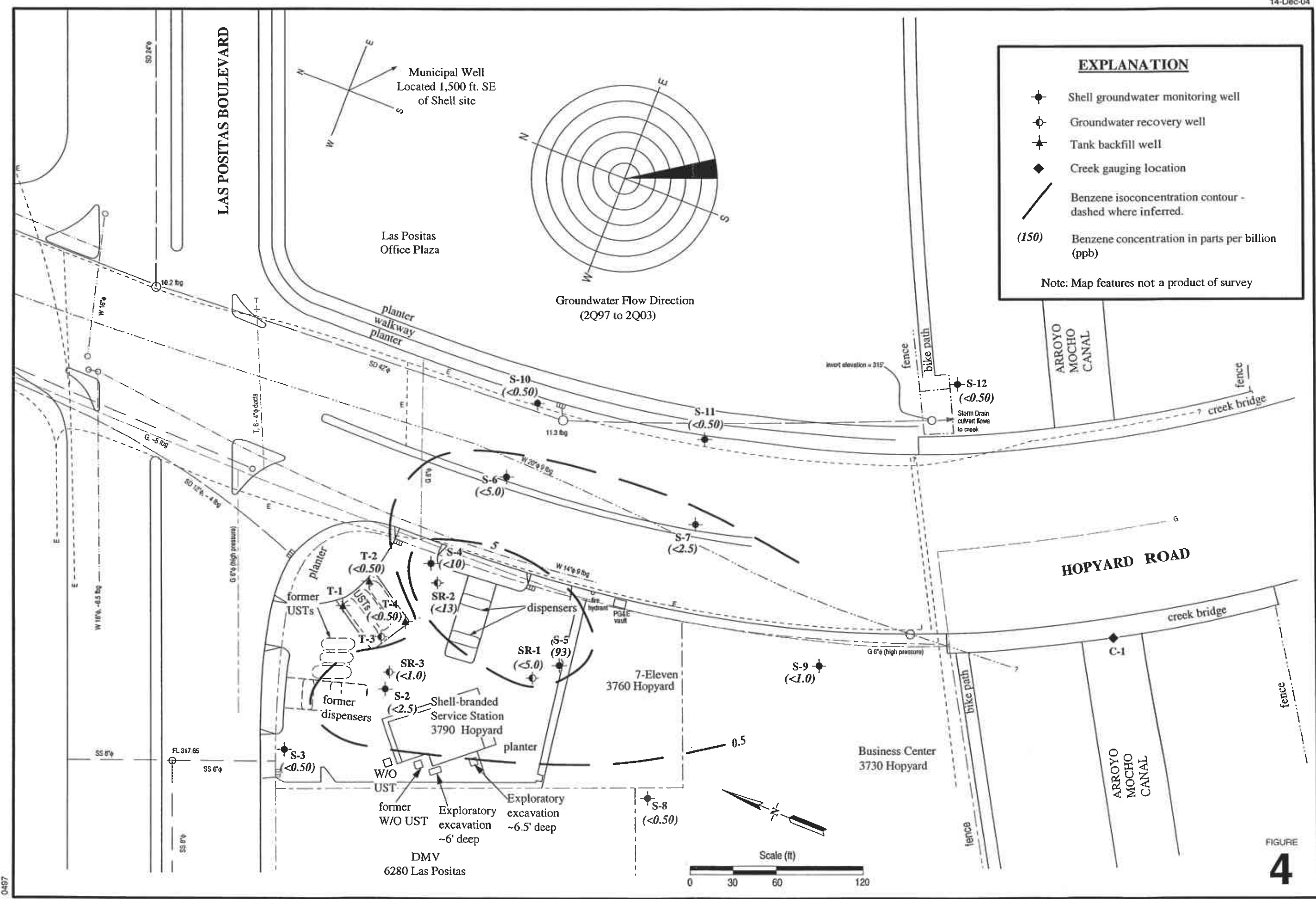
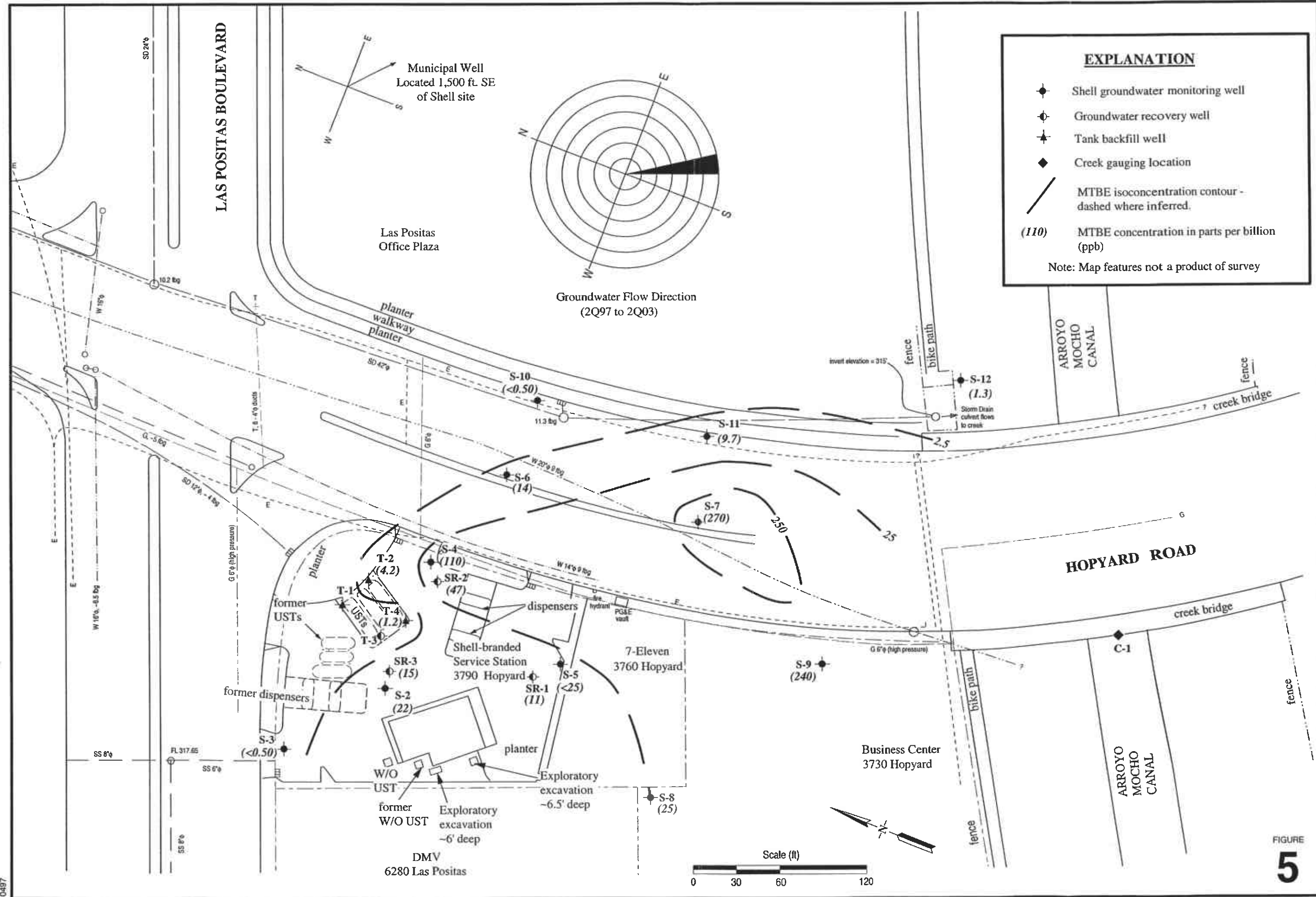


FIGURE 4



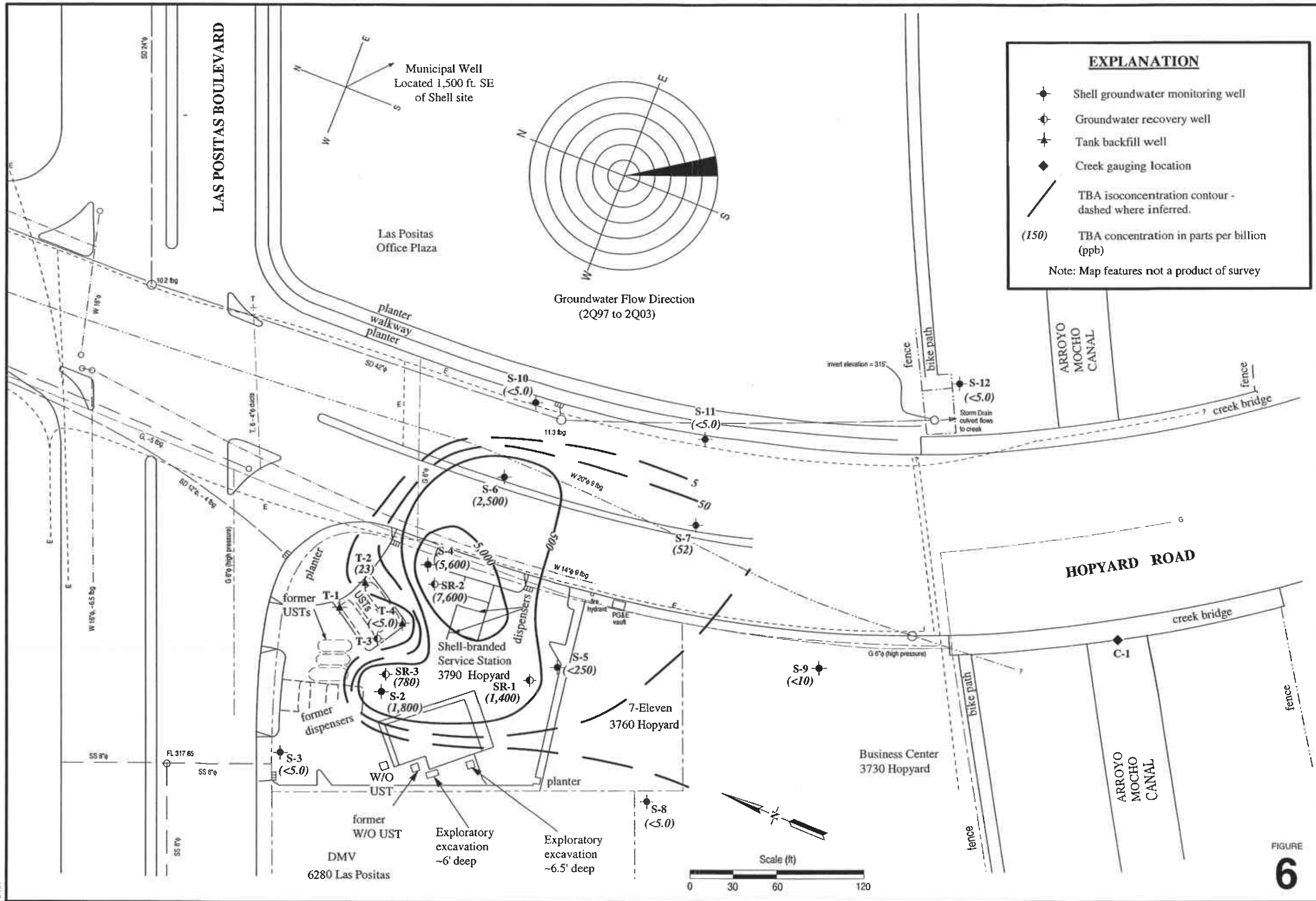
EXPLANATION

- ◆ Shell groundwater monitoring well
- ◊ Groundwater recovery well
- ⬆ Tank backfill well
- ◆ Creek gauging location
- MTBE isoconcentration contour - dashed where inferred.
- (110) MTBE concentration in parts per billion (ppb)

Note: Map features not a product of survey

FIGURE 5

0497



Shell-branded Service Station
 3790 Hopyard Road
 Pleasanton, California

FIGURE
6

0497

Appendix A
Blaine Tech Services, Inc.
Groundwater Monitoring Report

BLAINE
TECH SERVICES INC.

GROUNDWATER SAMPLING SPECIALISTS
SINCE 1985

December 8, 2004

Karen Petryna
Shell Oil Products US
20945 South Wilmington Avenue
Carson, CA 90810

Fourth Quarter 2004 Groundwater Monitoring at
Shell-branded Service Station
3790 Hopyard Road
Pleasanton, CA

Monitoring performed on October 29, 2004

Groundwater Monitoring Report **041029-DW-1**

This report covers the routine monitoring of groundwater wells at this Shell-branded facility. In accordance with standard procedures that conform to Regional Water Quality Control Board requirements, routine field data collection includes depth to water, total well depth, thickness of any separate immiscible layer, water column volume, calculated purge volume (if applicable), elapsed evacuation time (if applicable), total volume of water removed (if applicable), and standard water parameter instrument readings. Sample material is collected, contained, stored, and transported to the laboratory in conformance with EPA standards. Purgewater (if applicable) is, likewise, collected and transported to the Martinez Refining Company.

Basic field information is presented alongside analytical values excerpted from the laboratory report in the cumulative table of **WELL CONCENTRATIONS**. The full analytical report for the most recent samples and the field data sheets are attached to this report.

At a minimum, Blaine Tech Services, Inc. field personnel are certified on completion of a forty-hour Hazardous Materials and Emergency Response training course per 29 CFR 1910.120. Field personnel are also enrolled in annual eight-hour refresher courses.

Blaine Tech Services, Inc. conducts sampling and documentation assignments of this type as an independent third party. Our activities at this site consisted of objective data and sample collection only. No interpretation of analytical results, defining of hydrological conditions or formulation of recommendations was performed.

Please call if you have any questions.

Yours truly,

Leon Gearhart
Project Coordinator

LG/ks

attachments: Cumulative Table of WELL CONCENTRATIONS
Certified Analytical Report
Field Data Sheets

cc: Ana Friel
Cambria Environmental Technology, Inc.
P.O. Box 259
Sonoma, CA 95476-0259

WELL CONCENTRATIONS
Shell-branded Service Station
3790 Hopyard Road
Pleasanton, CA

Well ID	Date	TPPH (ug/L)	TEPH (ug/L)	B (ug/L)	T (ug/L)	E (ug/L)	X (ug/L)	MTBE 8020 (ug/L)	MTBE 8260 (ug/L)	DIPE (ug/L)	ETBE (ug/L)	TAME (ug/L)	TBA (ug/L)	Ethanol (ug/L)	1,2-DCA (ug/L)	TOC (MSL)	Depth to Water (ft.)	GW Elevation (MSL)	SPH Thickness (ft.)	DO Reading (ppm)
S-1	11/6/1987	920	NA	230	<5	150	150	NA	NA	NA	NA	NA	NA	NA	NA	NA	NA	NA	NA	NA
S-1	2/14/1988	3,500	NA	1,300	<40	500	500	NA	NA	NA	NA	NA	NA	NA	NA	NA	NA	NA	NA	NA
S-2	11/6/1987	16,000	NA	870	100	2,700	2,700	NA	NA	NA	NA	NA	NA	NA	NA	NA	NA	NA	NA	NA
S-2	2/14/1988	1,800	NA	440	<10	140	140	NA	NA	NA	NA	NA	NA	NA	NA	NA	NA	NA	NA	NA
S-2	10/13/1988	550	NA	110	1	45	15	NA	NA	NA	NA	NA	NA	NA	NA	NA	NA	NA	NA	NA
S-2	1/31/1989	620	NA	170	2	62	14	NA	NA	NA	NA	NA	NA	NA	NA	NA	NA	NA	NA	NA
S-2	3/7/1989	1,900	NA	260	270	130	260	NA	NA	NA	NA	NA	NA	NA	NA	NA	NA	NA	NA	NA
S-2	6/26/1989	320	NA	88	1	32	10	NA	NA	NA	NA	NA	NA	NA	NA	NA	NA	NA	NA	NA
S-2	9/8/1989	230	NA	80	1	30	15	NA	NA	NA	NA	NA	NA	NA	NA	NA	NA	NA	NA	NA
S-2	12/14/1989	160	NA	56	0.5	21	3	NA	NA	NA	NA	NA	NA	NA	NA	NA	NA	NA	NA	NA
S-2	3/5/1990	710	NA	57	<0.5	<0.5	88	NA	NA	NA	NA	NA	NA	NA	NA	NA	NA	NA	NA	NA
S-2	6/14/1990	110	NA	39	0.5	11	2	NA	NA	NA	NA	NA	NA	NA	NA	NA	NA	NA	NA	NA
S-2	10/2/1990	290	NA	84	1.7	160	8.1	NA	NA	NA	NA	NA	NA	NA	NA	NA	NA	NA	NA	NA
S-2	12/18/1990	61	NA	18	1.4	2.2	2.4	NA	NA	NA	NA	NA	NA	NA	NA	NA	NA	NA	NA	NA
S-2	3/20/1991	110	NA	30	2.2	10	7	NA	NA	NA	NA	NA	NA	NA	NA	329.21	NA	NA	NA	NA
S-2	6/26/1991	50a	NA	6.3	<0.5	3.3	1.3	NA	NA	NA	NA	NA	NA	NA	NA	329.21	NA	NA	NA	NA
S-2	9/5/1991	90	NA	12	3.2	2.5	2.3	NA	NA	NA	NA	NA	NA	NA	NA	329.21	NA	NA	NA	NA
S-2	12/13/1991	<50	NA	12	<0.5	<0.5	<0.5	NA	NA	NA	NA	NA	NA	NA	NA	329.21	15.85	313.36	NA	NA
S-2	3/11/1992	<30	NA	<0.3	<0.3	<0.3	<0.3	NA	NA	NA	NA	NA	NA	NA	NA	329.21	14.94	314.27	NA	NA
S-2	6/24/1992	<50	NA	0.9	<0.5	<0.5	<0.5	NA	NA	NA	NA	NA	NA	NA	NA	329.21	15.78	313.43	NA	NA
S-2	9/17/1992	78	NA	2.6	1.3	1.3	0.9	NA	NA	NA	NA	NA	NA	NA	NA	329.21	15.03	314.18	NA	NA
S-2	12/11/1992	<50	NA	0.8	<0.5	<0.5	<0.5	NA	NA	NA	NA	NA	NA	NA	NA	329.21	14.81	314.40	NA	NA
S-2	2/4/1993	55	NA	1.3	0.7	0.7	<0.5	NA	NA	NA	NA	NA	NA	NA	NA	329.21	NA	NA	NA	NA
S-2	6/3/1993	<50	NA	0.7	<0.5	<0.5	<0.5	NA	NA	NA	NA	NA	NA	NA	NA	329.21	NA	NA	NA	NA
S-2	9/15/1993	<50	NA	<0.5	<0.5	<0.5	<0.5	NA	NA	NA	NA	NA	NA	NA	NA	329.21	14.63	314.58	NA	NA
S-2	12/9/1993	<50	NA	<0.5	<0.5	<0.5	<0.5	NA	NA	NA	NA	NA	NA	NA	NA	329.21	14.70	314.51	NA	NA
S-2	6/16/1994	<50	NA	0.8	<0.5	0.7	<0.5	NA	NA	NA	NA	NA	NA	NA	NA	329.21	14.94	314.27	NA	NA
S-2	9/13/1994	<50	NA	<0.5	<0.5	<0.5	<0.5	NA	NA	NA	NA	NA	NA	NA	NA	329.21	15.17	314.04	NA	NA
S-2	6/21/1995	<50	NA	<0.5	<0.5	<0.5	<0.5	NA	NA	NA	NA	NA	NA	NA	NA	329.21	14.25	314.96	NA	NA
S-2	6/12/1996	<50	NA	6.1	<0.5	<0.5	<0.5	48	NA	NA	NA	NA	NA	NA	NA	329.21	14.31	314.90	NA	NA
S-2	6/25/1997	120	NA	25	0.59	2.4	8.7	130	NA	NA	NA	NA	NA	NA	NA	329.21	14.40	314.81	NA	4.4

WELL CONCENTRATIONS
Shell-branded Service Station
3790 Hopyard Road
Pleasanton, CA

Well ID	Date	TPPH (ug/L)	TEPH (ug/L)	B (ug/L)	T (ug/L)	E (ug/L)	X (ug/L)	MTBE 8020 (ug/L)	MTBE 8260 (ug/L)	DIPE (ug/L)	ETBE (ug/L)	TAME (ug/L)	TBA (ug/L)	Ethanol (ug/L)	1,2-DCA (ug/L)	TOC (MSL)	Depth to Water (ft.)	GW Elevation (MSL)	SPH Thickness (ft.)	DO Reading (ppm)
S-2	6/19/1998	450	NA	96	<2.5	4	19	180	NA	NA	NA	NA	NA	NA	NA	329.21	13.72	315.49	NA	2.8
S-2	6/17/1999	312	NA	74.4	2.04	1.02	<1.00	147	NA	NA	NA	NA	NA	NA	NA	329.21	13.97	315.24	NA	3.7
S-2	6/15/2000	1,050	NA	261	<5.00	7.54	11.4	13,500	9,850b	NA	NA	NA	NA	NA	NA	329.21	14.25	314.96	NA	3.3
S-2	11/29/2000	<250	NA	3.75	<2.50	<2.50	<2.50	12,400	10,700b	NA	NA	NA	NA	NA	NA	329.21	14.82	314.39	NA	2.2
S-2	3/7/2001	<500	NA	14.7	<5.00	<5.00	<5.00	8,610	NA	NA	NA	NA	NA	NA	NA	329.21	13.70	315.51	NA	2.3
S-2	6/18/2001	<2,000	NA	<20	<20	<20	<20	NA	7,100	NA	NA	NA	NA	NA	NA	329.21	14.56	314.65	NA	NA
S-2	9/17/2001	<2,000	NA	<10	<10	<10	<10	NA	7,500	<10	<10	<10	680	<500	NA	329.21	15.18	314.03	NA	NA
S-2	12/31/2001	<1,000	NA	<10	<10	<10	<10	NA	3,800	NA	NA	NA	NA	NA	NA	329.21	13.19	316.02	NA	NA
S-2	3/13/2002	<1,000	NA	65	<10	13	<10	NA	6,500	NA	NA	NA	NA	NA	NA	329.21	15.03	314.18	NA	NA
S-2	6/18/2002	520	NA	28	<5.0	<5.0	<5.0	NA	2,800	NA	NA	NA	NA	NA	NA	329.21	15.60	313.61	NA	NA
S-2	9/27/2002	<1,000	NA	<10	<10	<10	<10	NA	4,200	NA	NA	NA	NA	NA	NA	328.77	14.90	313.87	NA	NA
S-2	12/27/2002	<1,000	NA	<10	<10	<10	<10	NA	4,300	<10	<10	<10	5,600	NA	<10	328.77	14.40	314.37	NA	NA
S-2	3/24/2003	<2,500	NA	28	<25	<25	<50	NA	1,300	NA	NA	NA	NA	NA	NA	328.77	14.86	313.91	NA	NA
S-2	5/9/2003	<2,500	NA	36	<25	35	<50	NA	4,000	NA	NA	NA	6,200	NA	NA	328.77	13.45	315.32	NA	NA
S-2	7/8/2003	<2,000	NA	<20	<20	<20	<40	NA	3,200	NA	NA	NA	NA	NA	NA	328.77	20.10	308.67	NA	NA
S-2	10/15/2003	960 e	NA	6.9	<2.5	9.0	<5.0	NA	90	NA	NA	NA	2,400	NA	NA	328.77	16.67	312.10	NA	NA
S-2	1/6/2004	690	NA	8.3	<0.50	0.72	2.8	NA	82	NA	NA	NA	860	NA	NA	328.77	21.00	307.77	NA	NA
S-2	4/7/2004	980 e	NA	12	<2.5	<2.5	<5.0	NA	28	NA	NA	NA	2,500	NA	NA	328.77	16.62	312.15	NA	NA
S-2	7/27/2004	62	NA	1.5	<0.50	<0.50	<1.0	NA	16	<2.0	<2.0	<2.0	550	<50	NA	328.77	16.64	312.13	NA	NA
S-2	10/29/2004	<250	NA	<2.5	<2.5	<2.5	<5.0	NA	22	<10	<10	<10	1,800	<250	NA	328.77	16.43	312.34	NA	NA
S-3	2/14/1988	<50	NA	<0.5	<1	<4	<4	NA	NA	NA	NA	NA	NA	NA	NA	NA	NA	NA	NA	NA
S-3	10/13/1988	<50	NA	<0.5	<1	<1	<3	NA	NA	NA	NA	NA	NA	NA	NA	NA	NA	NA	NA	NA
S-3	1/31/1989	<50	NA	<0.5	<1	<1	<3	NA	NA	NA	NA	NA	NA	NA	NA	NA	NA	NA	NA	NA
S-3	3/7/1989	<50	NA	<0.5	<1	<1	<3	NA	NA	NA	NA	NA	NA	NA	NA	NA	NA	NA	NA	NA
S-3	6/26/1989	<50	NA	<0.5	<1	<1	<3	NA	NA	NA	NA	NA	NA	NA	NA	NA	NA	NA	NA	NA
S-3	9/8/1989	<50	NA	<0.5	<1	<1	<3	NA	NA	NA	NA	NA	NA	NA	NA	NA	NA	NA	NA	NA
S-3	12/14/1989	<50	NA	<0.5	<0.5	<0.5	<1	NA	NA	NA	NA	NA	NA	NA	NA	NA	NA	NA	NA	NA
S-3	3/5/1990	<50	NA	<0.5	<0.5	<0.5	<1	NA	NA	NA	NA	NA	NA	NA	NA	NA	NA	NA	NA	NA
S-3	6/14/1990	<500	NA	<0.5	<0.5	<0.5	<1	NA	NA	NA	NA	NA	NA	NA	NA	NA	NA	NA	NA	NA
S-3	10/2/1990	<50	NA	<0.5	<0.5	<0.5	1.0	NA	NA	NA	NA	NA	NA	NA	NA	NA	NA	NA	NA	NA
S-3	12/18/1990	<50	NA	<0.5	1.6	<0.5	2.0	NA	NA	NA	NA	NA	NA	NA	NA	NA	NA	NA	NA	NA

WELL CONCENTRATIONS
Shell-branded Service Station
3790 Hopyard Road
Pleasanton, CA

Well ID	Date	TPPH (ug/L)	TEPH (ug/L)	B (ug/L)	T (ug/L)	E (ug/L)	X (ug/L)	MTBE 8020 (ug/L)	MTBE 8260 (ug/L)	DIPE (ug/L)	ETBE (ug/L)	TAME (ug/L)	TBA (ug/L)	Ethanol (ug/L)	1,2-DCA (ug/L)	TOC (MSL)	Depth to Water (ft.)	GW Elevation (MSL)	SPH Thickness (ft.)	DO Reading (ppm)
S-3	3/20/1991	70	NA	2.3	8.9	4	23	NA	NA	NA	NA	NA	NA	NA	NA	327.67	NA	NA	NA	NA
S-3	6/26/1991	<50	NA	<0.5	<0.5	<0.5	<0.5	NA	NA	NA	NA	NA	NA	NA	NA	327.67	NA	NA	NA	NA
S-3	9/5/1991	<50	NA	<0.5	<0.5	<0.5	<0.5	NA	NA	NA	NA	NA	NA	NA	NA	327.67	NA	NA	NA	NA
S-3	12/13/1991	<50	NA	<0.5	<0.5	<0.5	<0.5	NA	NA	NA	NA	NA	NA	NA	NA	327.67	13.87	313.80	NA	NA
S-3	3/11/1992	<30	NA	<0.5	<0.5	<0.5	<0.5	NA	NA	NA	NA	NA	NA	NA	NA	327.67	13.05	314.62	NA	NA
S-3	6/24/1992	<50	NA	<0.5	<0.5	<0.5	<0.5	NA	NA	NA	NA	NA	NA	NA	NA	327.67	13.86	313.81	NA	NA
S-3	9/17/1992	<50	NA	<0.5	<0.5	<0.5	<0.5	NA	NA	NA	NA	NA	NA	NA	NA	327.67	13.01	314.66	NA	NA
S-3	12/11/1992	<50	NA	<0.5	<0.5	<0.5	<0.5	NA	NA	NA	NA	NA	NA	NA	NA	327.67	13.00	314.67	NA	NA
S-3	2/4/1993	<50	NA	<0.5	<0.5	<0.5	<0.5	NA	NA	NA	NA	NA	NA	NA	NA	327.67	NA	NA	NA	NA
S-3	6/3/1993	<50	NA	<0.5	<0.5	<0.5	<0.5	NA	NA	NA	NA	NA	NA	NA	NA	327.67	NA	NA	NA	NA
S-3	9/15/1993	NA	NA	NA	NA	NA	NA	NA	NA	NA	NA	NA	NA	NA	NA	327.67	13.02	314.65	NA	NA
S-3	12/9/1993	NA	NA	NA	NA	NA	NA	NA	NA	NA	NA	NA	NA	NA	NA	327.67	NA	NA	NA	NA
S-3	9/13/1994	NA	NA	NA	NA	NA	NA	NA	NA	NA	NA	NA	NA	NA	NA	327.67	15.17	312.50	NA	NA
S-3	6/21/1995	50	NA	4.1	<0.5	20	1.2	NA	NA	NA	NA	NA	NA	NA	NA	327.67	12.49	315.18	NA	NA
S-3	6/12/1996	<50	NA	<0.5	<0.5	<0.5	<0.5	<2.5	NA	NA	NA	NA	NA	NA	NA	327.67	12.53	315.14	NA	NA
S-3	6/25/1997	<50	NA	<0.50	<0.50	<0.50	<0.50	<2.5	NA	NA	NA	NA	NA	NA	NA	327.67	12.64	315.03	NA	1.8
S-3	6/19/1998	<50	NA	<0.50	<0.50	<0.50	<0.50	<2.5	NA	NA	NA	NA	NA	NA	NA	327.67	11.74	315.93	NA	4.1
S-3	6/17/1999	<50.0	NA	<0.500	<0.500	<0.500	<0.500	<5.00	NA	NA	NA	NA	NA	NA	NA	327.67	12.35	315.32	NA	2.8
S-3	6/15/2000	<50.0	NA	<0.500	<0.500	<0.500	<0.500	<2.50	NA	NA	NA	NA	NA	NA	NA	327.67	12.51	315.16	NA	3.2
S-3	11/29/2000	<50.0	NA	<0.500	<0.500	<0.500	<0.500	<2.50	NA	NA	NA	NA	NA	NA	NA	327.67	12.84	314.83	NA	1.0
S-3	3/7/2001	<50.0	NA	<0.500	<0.500	<0.500	<0.500	<2.50	NA	NA	NA	NA	NA	NA	NA	327.67	12.42	315.25	NA	2.8
S-3	6/18/2001	<50	NA	0.66	1.1	<0.50	0.51	NA	0.66	NA	NA	NA	NA	NA	NA	327.67	13.74	313.93	NA	NA
S-3	9/17/2001	<50	NA	0.73	0.96	<0.50	0.61	NA	<5.0	NA	NA	NA	NA	NA	NA	327.67	13.25	314.42	NA	NA
S-3	12/31/2001	<50	NA	<0.50	<0.50	<0.50	<0.50	NA	<5.0	NA	NA	NA	NA	NA	NA	327.67	12.38	315.29	NA	NA
S-3	3/13/2002	<50	NA	<0.50	<0.50	<0.50	<0.50	NA	<5.0	NA	NA	NA	NA	NA	NA	327.67	13.16	314.51	NA	NA
S-3	6/18/2002	<50	NA	<0.50	<0.50	<0.50	<0.50	NA	<5.0	NA	NA	NA	NA	NA	NA	327.67	13.55	314.12	NA	NA
S-3	9/27/2002	<50	NA	<0.50	<0.50	<0.50	<0.50	NA	<5.0	NA	NA	NA	NA	NA	NA	327.40	13.32	314.08	NA	NA
S-3	12/27/2002	<50	NA	<0.50	<0.50	<0.50	<0.50	NA	<5.0	<2.0	<2.0	<2.0	<5.0	NA	<2.0	327.40	12.55	314.85	NA	NA
S-3	3/24/2003	<50	NA	<0.50	<0.50	<0.50	<1.0	NA	<5.0	NA	NA	NA	NA	NA	NA	327.40	12.71	314.69	NA	NA
S-3	5/9/2003	<50	NA	<0.50	<0.50	<0.50	<1.0	NA	<0.50	NA	NA	NA	<5.0	NA	NA	327.40	12.27	315.13	NA	NA
S-3	7/8/2003	<50	NA	<0.50	<0.50	<0.50	<1.0	NA	1.7	NA	NA	NA	<5.0	NA	NA	327.40	14.10	313.30	NA	NA
S-3	10/15/2003	<50	NA	<0.50	<0.50	<0.50	<1.0	NA	<0.50	NA	NA	NA	<5.0	NA	NA	327.40	14.64	312.76	NA	NA

WELL CONCENTRATIONS
Shell-branded Service Station
3790 Hopyard Road
Pleasanton, CA

Well ID	Date	TPPH (ug/L)	TEPH (ug/L)	B (ug/L)	T (ug/L)	E (ug/L)	X (ug/L)	MTBE 8020 (ug/L)	MTBE 8260 (ug/L)	DIPE (ug/L)	ETBE (ug/L)	TAME (ug/L)	TBA (ug/L)	Ethanol (ug/L)	1,2-DCA (ug/L)	TOC (MSL)	Depth to Water (ft.)	GW Elevation (MSL)	SPH Thickness (ft.)	DO Reading (ppm)
S-3	1/6/2004	<50	NA	<0.50	<0.50	<0.50	<1.0	NA	<0.50	NA	NA	NA	<5.0	NA	NA	327.40	15.11	312.29	NA	NA
S-3	4/7/2004	<50	NA	<0.50	<0.50	<0.50	<1.0	NA	<0.50	NA	NA	NA	<5.0	NA	NA	327.40	14.36	313.04	NA	NA
S-3	7/27/2004	<50	NA	<0.50	<0.50	<0.50	<1.0	NA	<0.50	<2.0	<2.0	<2.0	<5.0	<50	NA	327.40	14.21	313.19	NA	NA
S-3	10/29/2004	<50	NA	<0.50	<0.50	<0.50	<1.0	NA	<0.50	<2.0	<2.0	<2.0	<5.0	<50	NA	327.40	14.03	313.37	NA	NA
S-4	2/14/1988	5,100	NA	160	8	730	730	NA	NA	NA	NA	NA	NA	NA	NA	NA	NA	NA	NA	NA
S-4	10/13/1988	530	NA	24	1	25	16	NA	NA	NA	NA	NA	NA	NA	NA	NA	NA	NA	NA	NA
S-4	1/31/1989	1,100	NA	33	2	20	24	NA	NA	NA	NA	NA	NA	NA	NA	NA	NA	NA	NA	NA
S-4	3/7/1989	650	NA	37	1	35	27	NA	NA	NA	NA	NA	NA	NA	NA	NA	NA	NA	NA	NA
S-4	6/26/1989	670	NA	110	<1	85	71	NA	NA	NA	NA	NA	NA	NA	NA	NA	NA	NA	NA	NA
S-4	9/8/1989	380	NA	32	<1	36	26	NA	NA	NA	NA	NA	NA	NA	NA	NA	NA	NA	NA	NA
S-4	12/14/1989	210	NA	21	<0.5	30	23	NA	NA	NA	NA	NA	NA	NA	NA	NA	NA	NA	NA	NA
S-4	3/5/1990	350	NA	43	<0.5	24	47	NA	NA	NA	NA	NA	NA	NA	NA	NA	NA	NA	NA	NA
S-4	6/14/1990	430	NA	74	<0.5	71	46	NA	NA	NA	NA	NA	NA	NA	NA	NA	NA	NA	NA	NA
S-4	10/2/1990	700	NA	74	2.2	100	55	NA	NA	NA	NA	NA	NA	NA	NA	NA	NA	NA	NA	NA
S-4	12/18/1990	1,400	NA	180	2.9	280	230	NA	NA	NA	NA	NA	NA	NA	NA	NA	NA	NA	NA	NA
S-4	3/20/1991	1,200	NA	100	<2.0	210	130	NA	NA	NA	NA	NA	NA	NA	NA	328.53	NA	NA	NA	NA
S-4	6/26/1991	220	NA	14	<0.5	34	17	NA	NA	NA	NA	NA	NA	NA	NA	328.53	NA	NA	NA	NA
S-4	9/5/1991	580	NA	31	0.8	53	26	NA	NA	NA	NA	NA	NA	NA	NA	328.53	NA	NA	NA	NA
S-4	12/13/1991	370	NA	24	0.9	1.3	46	NA	NA	NA	NA	NA	NA	NA	NA	328.53	15.20	313.33	NA	NA
S-4	3/11/1992	1,600	NA	23	1.2	12	20	NA	NA	NA	NA	NA	NA	NA	NA	328.53	14.37	314.16	NA	NA
S-4	6/24/1992	480	NA	48	<1.0	95	22	NA	NA	NA	NA	NA	NA	NA	NA	328.53	15.30	313.23	NA	NA
S-4	9/17/1992	260	NA	35	1.2	51	7.8	NA	NA	NA	NA	NA	NA	NA	NA	328.53	14.17	314.36	NA	NA
S-4	12/11/1992	270	NA	34	0.8	28	4.5	NA	NA	NA	NA	NA	NA	NA	NA	328.53	14.18	314.35	NA	NA
S-4	2/4/1993	1,100	NA	12	<5.0	89	100	NA	NA	NA	NA	NA	NA	NA	NA	328.53	NA	NA	NA	NA
S-4	6/3/1993	210	NA	48	1.1	42	4	NA	NA	NA	NA	NA	NA	NA	NA	328.53	NA	NA	NA	NA
S-4	9/15/1993	700	NA	21	<1.0	110	91	NA	NA	NA	NA	NA	NA	NA	NA	328.53	13.86	314.67	NA	NA
S-4	12/9/1993	250	NA	39	<0.5	3.8	2.6	NA	NA	NA	NA	NA	NA	NA	NA	328.53	14.16	314.37	NA	NA
S-4	3/4/1994	150	NA	25	1.4	6.8	2.8	NA	NA	NA	NA	NA	NA	NA	NA	328.53	14.17	314.36	NA	NA
S-4 (D)	3/4/1994	140	NA	28	0.8	7.9	3.2	NA	NA	NA	NA	NA	NA	NA	NA	328.53	14.17	314.36	NA	NA
S-4	6/16/1994	90	NA	12	<0.5	1.8	2.4	NA	NA	NA	NA	NA	NA	NA	NA	328.53	14.14	314.39	NA	NA
S-4 (D)	6/16/1994	80	NA	5.9	<0.5	1.5	0.9	NA	NA	NA	NA	NA	NA	NA	NA	328.53	14.14	314.39	NA	NA

WELL CONCENTRATIONS
Shell-branded Service Station
3790 Hopyard Road
Pleasanton, CA

Well ID	Date	TPPH (ug/L)	TEPH (ug/L)	B (ug/L)	T (ug/L)	E (ug/L)	X (ug/L)	MTBE 8020 (ug/L)	MTBE 8260 (ug/L)	DIPE (ug/L)	ETBE (ug/L)	TAME (ug/L)	TBA (ug/L)	Ethanol (ug/L)	1,2-DCA (ug/L)	TOC (MSL)	Depth to Water (ft.)	GW Elevation (MSL)	SPH Thickness (ft.)	DO Reading (ppm)
S-4	9/13/1994	<50	NA	23	<0.5	4.9	2.4	NA	NA	NA	NA	NA	NA	NA	NA	328.53	14.42	314.11	NA	NA
S-4 (D)	9/13/1994	<50	NA	23	<0.5	4	2.3	NA	NA	NA	NA	NA	NA	NA	NA	328.53	14.42	314.11	NA	NA
S-4	6/21/1995	270	NA	34	1.4	25	7.6	NA	NA	NA	NA	NA	NA	NA	NA	328.53	13.82	314.71	NA	NA
S-4 (D)	6/21/1995	280	NA	35	2.1	26	8.4	NA	NA	NA	NA	NA	NA	NA	NA	328.53	13.82	314.71	NA	NA
S-4	6/12/1996	360	NA	52	<0.5	<0.5	<0.5	92	NA	NA	NA	NA	NA	NA	NA	328.53	13.64	314.89	NA	NA
S-4 (D)	6/12/1996	430	NA	54	<1.2	72	21	96	NA	NA	NA	NA	NA	NA	NA	328.53	13.64	314.89	NA	NA
S-4	6/25/1997	6,700	NA	93	1,200	240	1,300	6,900	6,800	NA	NA	NA	NA	NA	NA	328.53	13.74	314.79	NA	0.6
S-4	6/19/1998	3,500	NA	56	15	140	670	2,100	NA	NA	NA	NA	NA	NA	NA	328.53	12.55	315.98	NA	0.8
S-4 (D)	6/19/1998	3,000	NA	51	14	110	530	2,000	NA	NA	NA	NA	NA	NA	NA	328.53	12.55	315.98	NA	0.8
S-4	6/17/1999	1,510	NA	28.4	9.84	176	132	1,780	NA	NA	NA	NA	NA	NA	NA	328.53	13.24	315.29	NA	4.8
S-4	6/15/2000	<500	NA	12.0	<5.00	31.0	22.8	12,200	NA	NA	NA	NA	NA	NA	NA	328.53	13.65	314.88	NA	2.1
S-4	11/29/2000	<500	NA	<5.00	<5.00	<5.00	<5.00	12,100	NA	NA	NA	NA	NA	NA	NA	328.53	14.23	314.30	NA	1.8
S-4	3/7/2001	<500	NA	5.44	<5.00	6.49	<5.00	11,400	14,500	NA	NA	NA	NA	NA	NA	328.53	13.15	315.38	NA	2.4
S-4	6/18/2001	<1,000	NA	<10	<10	<10	<10	NA	3,500	NA	NA	NA	NA	NA	NA	328.53	13.81	314.72	NA	NA
S-4	9/17/2001	<500	NA	<5.0	<5.0	<5.0	<5.0	NA	7,700	NA	NA	NA	NA	NA	NA	328.53	14.29	314.24	NA	NA
S-4	12/31/2001	<1,000	NA	<10	<10	<10	<10	NA	3,800	NA	NA	NA	NA	NA	NA	328.53	13.44	315.09	NA	NA
S-4	3/13/2002	<2,500	NA	<25	<25	<25	<25	NA	18,000	NA	NA	NA	NA	NA	NA	328.53	14.42	314.11	NA	NA
S-4	6/18/2002	<100	NA	1.1	<1.0	<1.0	<1.0	NA	530	NA	NA	NA	NA	NA	NA	328.53	15.19	313.34	NA	NA
S-4	9/27/2002	<200	NA	<2.0	<2.0	<2.0	<2.0	NA	1,100	NA	NA	NA	NA	NA	NA	328.11	14.32	313.79	NA	NA
S-4	12/27/2002	280	NA	3.5	<2.5	17	4.7	NA	390	<2.5	<2.5	<5.0	9,000	NA	<2.5	328.11	13.50	314.61	NA	NA
S-4	3/24/2003	<2,500	NA	<25	<25	<25	<50	NA	780	NA	NA	NA	NA	NA	NA	328.11	14.56	313.55	NA	NA
S-4	5/9/2003	<2,500	NA	<25	<25	<25	<50	NA	1,200	NA	NA	NA	18,000	NA	NA	328.11	13.20	314.91	NA	NA
S-4	7/8/2003	<2,500	NA	<25	<25	<25	<50	NA	1,700	NA	NA	NA	8,700	NA	NA	328.11	20.87	307.24	NA	NA
S-4	10/15/2003	<2,500	NA	<25	<25	<25	<50	NA	280	NA	NA	NA	11,000	NA	NA	328.11	16.15	311.96	NA	NA
S-4	1/6/2004	3,500	NA	<5.0	19	190	570	NA	58	NA	NA	NA	9,600	NA	NA	328.11	21.64	306.47	NA	NA
S-4	4/7/2004	<1,000	NA	<10	<10	<10	<20	NA	110	NA	NA	NA	9,900	NA	NA	328.11	20.89	307.22	NA	NA
S-4	7/27/2004	<1,000	NA	<10	<10	<10	<20	NA	<10	<40	<40	<40	10,000	<1,000	NA	328.11	20.78	307.33	NA	NA
S-4	10/29/2004	<1,000	NA	<10	<10	<10	<20	NA	110	<40	<40	<40	5,600	<1,000	NA	328.11	20.53	307.58	NA	NA
S-5	2/14/1988	1,000	NA	40	86	180	180	NA	NA	NA	NA	NA	NA	NA	NA	NA	NA	NA	NA	NA
S-5	10/13/1988	560	NA	66	20	18	36	NA	NA	NA	NA	NA	NA	NA	NA	NA	NA	NA	NA	NA
S-5	1/31/1989	180	NA	27	8	9	13	NA	NA	NA	NA	NA	NA	NA	NA	NA	NA	NA	NA	NA

WELL CONCENTRATIONS
Shell-branded Service Station
3790 Hopyard Road
Pleasanton, CA

Well ID	Date	TPPH (ug/L)	TEPH (ug/L)	B (ug/L)	T (ug/L)	E (ug/L)	X (ug/L)	MTBE 8020 (ug/L)	MTBE 8260 (ug/L)	DIPE (ug/L)	ETBE (ug/L)	TAME (ug/L)	TBA (ug/L)	Ethanol (ug/L)	1,2-DCA (ug/L)	TOC (MSL)	Depth to Water (ft.)	GW Elevation (MSL)	SPH Thickness (ft.)	DO Reading (ppm)
S-5	3/7/1989	3,800	NA	520	530	260	570	NA	NA	NA	NA	NA	NA	NA	NA	NA	NA	NA	NA	NA
S-5	6/26/1989	<50	NA	3.8	<1	2	<3	NA	NA	NA	NA	NA	NA	NA	NA	NA	NA	NA	NA	NA
S-5	9/8/1989	110	NA	25	2	2	12	NA	NA	NA	NA	NA	NA	NA	NA	NA	NA	NA	NA	NA
S-5	12/14/1989	1,700	NA	300	86	67	140	NA	NA	NA	NA	NA	NA	NA	NA	NA	NA	NA	NA	NA
S-5	3/5/1990	1,100	NA	100	110	79	240	NA	NA	NA	NA	NA	NA	NA	NA	NA	NA	NA	NA	NA
S-5	6/14/1990	600	NA	94	36	40	62	NA	NA	NA	NA	NA	NA	NA	NA	NA	NA	NA	NA	NA
S-5	10/2/1990	4,500	NA	1,400	160	260	300	NA	NA	NA	NA	NA	NA	NA	NA	NA	NA	NA	NA	NA
S-5	11/20/1990	16,000	NA	4,600	720	790	1,000	NA	NA	NA	NA	NA	NA	NA	NA	NA	NA	NA	NA	NA
S-5	12/18/1990	25,000	NA	7,600	1,100	1,300	2,300	NA	NA	NA	NA	NA	NA	NA	NA	NA	NA	NA	NA	NA
S-5	3/20/1991	310	NA	39	12	18	30	NA	NA	NA	NA	NA	NA	NA	NA	329.66	NA	NA	NA	NA
S-5	6/26/1991	1,300	NA	250	62	120	180	NA	NA	NA	NA	NA	NA	NA	NA	329.66	NA	NA	NA	NA
S-5	9/5/1991	4,700	NA	660	150	170	280	NA	NA	NA	NA	NA	NA	NA	NA	329.66	NA	NA	NA	NA
S-5	12/13/1991	1,400	NA	580	19	110	80	NA	NA	NA	NA	NA	NA	NA	NA	329.66	17.48	312.18	NA	NA
S-5	3/11/1992	<30	NA	<0.3	<0.3	<0.3	<0.3	NA	NA	NA	NA	NA	NA	NA	NA	329.66	16.22	313.44	NA	NA
S-5	6/24/1992	1,800	NA	380	52	120	180	NA	NA	NA	NA	NA	NA	NA	NA	329.66	17.47	312.19	NA	NA
S-5	9/17/1992	2,200	NA	750	91	170	170	NA	NA	NA	NA	NA	NA	NA	NA	329.66	16.84	312.82	NA	NA
S-5	12/11/1992	8,700	NA	1,600	66	48	340	NA	NA	NA	NA	NA	NA	NA	NA	329.66	16.37	313.29	NA	NA
S-5	2/4/1993	150	NA	156	0.7	4.7	4	NA	NA	NA	NA	NA	NA	NA	NA	329.66	NA	NA	NA	NA
S-5	6/3/1993	480	NA	140	3.4	17	14	NA	NA	NA	NA	NA	NA	NA	NA	329.66	NA	NA	NA	NA
S-5	9/15/1993	80	NA	2.4	0.5	1.4	2.9	NA	NA	NA	NA	NA	NA	NA	NA	329.66	16.20	313.46	NA	NA
S-5	12/9/1993	120	NA	0.56	<0.5	2.2	1.2	NA	NA	NA	NA	NA	NA	NA	NA	329.66	16.26	313.40	NA	NA
S-5	3/4/1994	70	NA	<0.5	<0.5	<0.5	<0.5	NA	NA	NA	NA	NA	NA	NA	NA	329.66	16.25	313.41	NA	NA
S-5	6/16/1994	<50	NA	<0.5	<0.5	<0.5	<0.5	NA	NA	NA	NA	NA	NA	NA	NA	329.66	16.04	313.62	NA	NA
S-5	9/13/1994	<50	NA	<0.5	<0.5	<0.5	<0.5	NA	NA	NA	NA	NA	NA	NA	NA	329.66	11.52	318.14	NA	NA
S-5	6/21/1995	<50	NA	<0.5	<0.5	<0.5	<0.5	NA	NA	NA	NA	NA	NA	NA	NA	329.66	14.50	315.16	NA	NA
S-5	6/12/1996	<500	NA	6	<5.0	<5.0	<5.0	1,400	NA	NA	NA	NA	NA	NA	NA	329.66	12.53	317.13	NA	NA
S-5	6/25/1997	<250	NA	<2.5	<2.5	<2.5	<2.5	1,100	NA	NA	NA	NA	NA	NA	NA	329.66	15.34	314.32	NA	1.1
S-5	6/19/1998	<50	NA	1	<0.50	<0.50	<0.50	61	NA	NA	NA	NA	NA	NA	NA	329.66	13.71	315.95	NA	3.6
S-5	6/17/1999	<50.0	NA	1.44	<0.500	<0.500	<0.500	336	NA	NA	NA	NA	NA	NA	NA	329.66	13.56	316.10	NA	1.4
S-5	6/15/2000	<50.0	NA	0.820	<0.500	<0.500	<0.500	221	NA	NA	NA	NA	NA	NA	NA	329.66	15.00	314.66	NA	2.7
S-5	11/29/2000	<50.0	NA	<0.500	<0.500	<0.500	<0.500	183	NA	NA	NA	NA	NA	NA	NA	329.66	16.29	313.37	NA	0.7
S-5	3/7/2001	<50.0	NA	<0.500	<0.500	<0.500	<0.500	7.55	NA	NA	NA	NA	NA	NA	NA	329.66	15.49	314.17	NA	2.5

WELL CONCENTRATIONS
Shell-branded Service Station
3790 Hopyard Road
Pleasanton, CA

Well ID	Date	TPPH (ug/L)	TEPH (ug/L)	B (ug/L)	T (ug/L)	E (ug/L)	X (ug/L)	MTBE 8020 (ug/L)	MTBE 8260 (ug/L)	DIPE (ug/L)	ETBE (ug/L)	TAME (ug/L)	TBA (ug/L)	Ethanol (ug/L)	1,2-DCA (ug/L)	TOC (MSL)	Depth to Water (ft.)	GW Elevation (MSL)	SPH Thickness (ft.)	DO Reading (ppm)
S-5	6/18/2001	<50	NA	<0.50	<0.50	<0.50	<0.50	NA	11	NA	NA	NA	NA	NA	NA	329.66	15.50	314.16	NA	NA
S-5	9/17/2001	<50	NA	<0.50	<0.50	<0.50	<0.50	NA	17	NA	NA	NA	NA	NA	NA	329.66	16.35	313.31	NA	NA
S-5	12/31/2001	<50	NA	<0.50	<0.50	<0.50	<0.50	NA	<5.0	NA	NA	NA	NA	NA	NA	329.66	12.80	316.86	NA	NA
S-5	3/13/2002	<50	NA	<0.50	<0.50	<0.50	<0.50	NA	93	NA	NA	NA	NA	NA	NA	329.66	16.32	313.34	NA	NA
S-5	6/18/2002	<50	NA	<0.50	<0.50	<0.50	<0.50	NA	130	NA	NA	NA	NA	NA	NA	329.66	17.00	312.66	NA	NA
S-5	9/27/2002	<50	NA	0.88	<0.50	<0.50	<0.50	NA	280	NA	NA	NA	NA	NA	NA	329.36	16.34	313.02	NA	NA
S-5	12/27/2002	<50	NA	1.9	<0.50	<0.50	<0.50	NA	87	<2.0	<2.0	<2.0	<50	NA	<2.0	329.36	15.45	313.91	NA	NA
S-5	3/24/2003	<250	NA	2.5	<2.5	<2.5	<5.0	NA	220	NA	NA	NA	NA	NA	NA	329.36	16.70	312.66	NA	NA
S-5	5/9/2003	<50	NA	<0.50	<0.50	<0.50	<1.0	NA	110	NA	NA	NA	17	NA	NA	329.36	13.16	316.20	NA	NA
S-5	7/8/2003	<1,000	NA	<10	<10	<10	<20	NA	320	NA	NA	NA	<100	NA	NA	329.36	19.00	310.36	NA	NA
S-5	10/15/2003	1,400 e	NA	27	<2.5	<2.5	<5.0	NA	180	NA	NA	NA	51	NA	NA	329.36	19.08	310.28	NA	NA
S-5	1/6/2004	84,000	NA	1,400	1,200	<25	17,000	NA	140	NA	NA	NA	<250	NA	NA	329.36	20.97	308.39	NA	NA
S-5	4/7/2004	20,000	NA	70	<25	230	290	NA	66	NA	NA	NA	<250	NA	NA	329.36	20.81	308.55	NA	NA
S-5	7/27/2004	9,900	NA	46	<25	74	<50	NA	43	<100	<100	<100	<250	<2,500	NA	329.36	20.93	308.46	0.04	NA
S-5	8/4/2004	22,000	NA	48	<10	63	38	NA	NA	NA	NA	NA	NA	NA	NA	329.36	20.97	308.46	0.09	NA
S-5	10/29/2004	14,000	NA	93	<25	96	94	NA	<25	<100	<100	<100	<250	<2,500	NA	329.36	18.59	310.77	NA	NA
S-6	10/13/1988	1100	NA	13.0	1	42	33	NA	NA	NA	NA	NA	NA	NA	NA	NA	NA	NA	NA	NA
S-6	1/31/1989	340	NA	3.8	<1	8	3	NA	NA	NA	NA	NA	NA	NA	NA	NA	NA	NA	NA	NA
S-6	3/7/1989	190	NA	3.8	<1	7	3	NA	NA	NA	NA	NA	NA	NA	NA	NA	NA	NA	NA	NA
S-6	6/26/1989	480	NA	15	<1	6	<3	NA	NA	NA	NA	NA	NA	NA	NA	NA	NA	NA	NA	NA
S-6	9/8/1989	270	NA	1.3	1	7	<3	NA	NA	NA	NA	NA	NA	NA	NA	NA	NA	NA	NA	NA
S-6	12/15/1989	320	NA	1.0	<0.5	2.6	<1	NA	NA	NA	NA	NA	NA	NA	NA	NA	NA	NA	NA	NA
S-6	3/6/1990	420	NA	3.1	<0.5	14	<1	NA	NA	NA	NA	NA	NA	NA	NA	NA	NA	NA	NA	NA
S-6	6/14/1990	370	NA	3.7	0.9	4.8	3	NA	NA	NA	NA	NA	NA	NA	NA	NA	NA	NA	NA	NA
S-6	10/2/1990	190	NA	6.6	1.6	1.9	2.8	NA	NA	NA	NA	NA	NA	NA	NA	NA	NA	NA	NA	NA
S-6	12/18/1990	430	NA	10	0.7	1.6	1.5	NA	NA	NA	NA	NA	NA	NA	NA	NA	NA	NA	NA	NA
S-6	3/20/1991	130a	NA	606	0.6	0.7	3	NA	NA	NA	NA	NA	NA	NA	NA	327.62	NA	NA	NA	NA
S-6	6/26/1991	120a	NA	3.8	0.8	<0.5	1.7	NA	NA	NA	NA	NA	NA	NA	NA	327.62	NA	NA	NA	NA
S-6	9/5/1991	60	NA	<0.5	0.8	<0.5	0.5	NA	NA	NA	NA	NA	NA	NA	NA	327.62	NA	NA	NA	NA
S-6	12/13/1991	150	NA	2.3	<0.5	<0.5	150	NA	NA	NA	NA	NA	NA	NA	NA	327.62	15.11	312.51	NA	NA
S-6	3/11/1992	<30	NA	<0.3	<0.3	<0.5	<0.3	NA	NA	NA	NA	NA	NA	NA	NA	327.62	16.35	311.27	NA	NA

WELL CONCENTRATIONS
Shell-branded Service Station
3790 Hopyard Road
Pleasanton, CA

Well ID	Date	TPPH (ug/L)	TEPH (ug/L)	B (ug/L)	T (ug/L)	E (ug/L)	X (ug/L)	MTBE 8020 (ug/L)	MTBE 8260 (ug/L)	DIPE (ug/L)	ETBE (ug/L)	TAME (ug/L)	TBA (ug/L)	Ethanol (ug/L)	1,2-DCA (ug/L)	TOC (MSL)	Depth to Water (ft.)	GW Elevation (MSL)	SPH Thickness (ft.)	DO Reading (ppm)
S-6	6/24/1992	170	NA	<0.5	<0.5	<0.5	<0.5	NA	NA	NA	NA	NA	NA	NA	NA	327.62	16.51	311.11	NA	NA
S-6	9/17/1992	190	NA	<0.5	1.6	<0.5	1.2	NA	NA	NA	NA	NA	NA	NA	NA	327.62	14.33	313.29	NA	NA
S-6	12/11/1992	180	NA	<0.5	0.8	<0.5	0.7	NA	NA	NA	NA	NA	NA	NA	NA	327.62	14.48	313.14	NA	NA
S-6	2/4/1993	290	NA	<0.5	<0.5	<0.5	0.7	NA	NA	NA	NA	NA	NA	NA	NA	327.62	NA	NA	NA	NA
S-6	6/3/1993	100	NA	1.2	<0.5	<0.5	<0.5	NA	NA	NA	NA	NA	NA	NA	NA	327.62	NA	NA	NA	NA
S-6	9/15/1993	160	NA	1.4	<0.5	0.9	2	NA	NA	NA	NA	NA	NA	NA	NA	327.62	14.16	313.46	NA	NA
S-6	12/9/1993	130	NA	2.3	2.6	5.1	6.2	NA	NA	NA	NA	NA	NA	NA	NA	327.62	14.68	312.94	NA	NA
S-6	3/4/1994	220	NA	<0.5	<0.5	<0.5	<0.5	NA	NA	NA	NA	NA	NA	NA	NA	327.62	14.42	313.20	NA	NA
S-6	6/16/1994	60	NA	<0.5	<0.5	<0.5	<0.5	NA	NA	NA	NA	NA	NA	NA	NA	327.62	14.92	312.70	NA	NA
S-6	9/13/1994	<50	NA	<0.5	6	<0.5	<0.5	NA	NA	NA	NA	NA	NA	NA	NA	327.62	14.72	312.90	NA	NA
S-6	6/21/1995	270	NA	<0.5	<0.5	<0.5	<0.5	NA	NA	NA	NA	NA	NA	NA	NA	327.62	13.86	313.76	NA	NA
S-6	6/12/1996	200	NA	2	<0.5	<0.5	<0.5	12	NA	NA	NA	NA	NA	NA	NA	327.62	13.90	313.72	NA	NA
S-6	6/25/1997	180	NA	<0.50	0.61	<0.50	0.77	28	NA	NA	NA	NA	NA	NA	NA	327.62	13.64	313.98	NA	1.8
S-6 (D)	6/25/1997	130	NA	<0.50	<0.50	<0.50	<0.50	21	NA	NA	NA	NA	NA	NA	NA	327.62	13.64	313.98	NA	1.8
S-6	6/19/1998	100	NA	7.6	<0.50	<0.50	<0.50	27	NA	NA	NA	NA	NA	NA	NA	327.62	13.81	313.81	NA	1.7
S-6	6/17/1999	114	NA	4.14	<0.500	<0.500	<0.500	19.9	NA	NA	NA	NA	NA	NA	NA	327.62	14.21	313.41	NA	1.6
S-6	6/15/2000	367	NA	17.5	<0.500	<0.500	<0.500	1,050	NA	NA	NA	NA	NA	NA	NA	327.62	14.51	313.11	NA	1.8
S-6	11/29/2000	154	NA	0.754	16.4	<0.500	1.05	5,470	NA	NA	NA	NA	NA	NA	NA	327.62	14.32	313.30	NA	2.1
S-6	3/7/2001	183	NA	0.971	25.1	0.636	0.996	6,830	NA	NA	NA	NA	NA	NA	NA	327.62	15.39	312.23	NA	1.7
S-6	6/18/2001	<2,000	NA	<20	<20	<20	<20	NA	8,200	NA	NA	NA	NA	NA	NA	327.62	14.72	312.90	NA	NA
S-6	09/17/2001 c	<50	NA	<0.50	<0.50	<0.50	<0.50	NA	5.7	<2.0	<2.0	<2.0	<50	<500	NA	327.62	16.69	310.93	NA	NA
S-6	12/31/2001	260	NA	<0.50	<0.50	<0.50	<0.50	NA	11,000	NA	NA	NA	NA	NA	NA	327.62	13.99	313.63	NA	NA
S-6	3/13/2002	440	NA	<2.5	<2.5	<2.5	<2.5	NA	930	NA	NA	NA	NA	NA	NA	327.62	15.10	312.52	NA	NA
S-6	6/18/2002	340	NA	<1.0	<1.0	<1.0	<1.0	NA	560	NA	NA	NA	NA	NA	NA	327.62	15.24	312.38	NA	NA
S-6	9/27/2002	<250	NA	<2.5	<2.5	<2.5	<2.5	NA	580	NA	NA	NA	NA	NA	NA	327.26	14.34	312.92	NA	NA
S-6	12/27/2002	<500	NA	<5.0	<5.0	<5.0	<5.0	NA	230	<5.0	<5.0	<5.0	10,000	NA	<5.0	327.26	14.30	312.96	NA	NA
S-6	3/24/2003	<5,000	NA	<50	<50	<50	<100	NA	<500	NA	NA	NA	NA	NA	NA	327.26	14.37	312.89	NA	NA
S-6	5/9/2003	<2,500	NA	<25	<25	<25	<50	NA	140	NA	NA	NA	12,000	NA	NA	327.26	14.25	313.01	NA	NA
S-6	7/8/2003	<2,500	NA	<25	<25	<25	<50	NA	100	NA	NA	NA	8,400	NA	NA	327.26	15.37	311.89	NA	NA
S-6	10/15/2003	<1,000	NA	<10	<10	<10	<20	NA	63	NA	NA	NA	10,000	NA	NA	327.26	17.69	309.57	NA	NA
S-6	1/6/2004	<500	NA	<5.0	<5.0	<5.0	<10	NA	27	NA	NA	NA	7,600	NA	NA	327.26	17.19	310.07	NA	NA
S-6	4/7/2004	<500	NA	<5.0	<5.0	<5.0	<10	NA	15	NA	NA	NA	2,900	NA	NA	327.26	16.72	310.54	NA	NA

WELL CONCENTRATIONS
Shell-branded Service Station
3790 Hopyard Road
Pleasanton, CA

Well ID	Date	TPPH (ug/L)	TEPH (ug/L)	B (ug/L)	T (ug/L)	E (ug/L)	X (ug/L)	MTBE 8020 (ug/L)	MTBE 8260 (ug/L)	DIPE (ug/L)	ETBE (ug/L)	TAME (ug/L)	TBA (ug/L)	Ethanol (ug/L)	1,2-DCA (ug/L)	TOC (MSL)	Depth to Water (ft.)	GW Elevation (MSL)	SPH Thickness (ft.)	DO Reading (ppm)
S-6	7/27/2004	860 e	NA	<5.0	<5.0	<5.0	<10	NA	30	<20	<20	<20	5,700	<500	NA	327.26	16.90	310.36	NA	NA
S-6	10/29/2004	<500	NA	<5.0	<5.0	<5.0	<10	NA	14	<20	<20	<20	2,500	<500	NA	327.26	16.68	310.58	NA	NA
S-7	10/13/1988	<50	NA	0.6	1	<1	<3	NA	NA	NA	NA	NA	NA	NA	NA	NA	NA	NA	NA	NA
S-7	1/31/1989	<50	NA	<0.5	<1	<1	<3	NA	NA	NA	NA	NA	NA	NA	NA	NA	NA	NA	NA	NA
S-7	3/7/1989	<50	NA	<0.5	<1	<1	<3	NA	NA	NA	NA	NA	NA	NA	NA	NA	NA	NA	NA	NA
S-7	6/26/1989	<50	NA	<0.5	<1	<1	<3	NA	NA	NA	NA	NA	NA	NA	NA	NA	NA	NA	NA	NA
S-7	9/8/1989	<50	NA	<0.5	<1	<1	<3	NA	NA	NA	NA	NA	NA	NA	NA	NA	NA	NA	NA	NA
S-7	12/15/1989	<50	NA	<0.5	<0.5	<0.5	<1	NA	NA	NA	NA	NA	NA	NA	NA	NA	NA	NA	NA	NA
S-7	3/8/1990	<50	NA	<0.5	<0.5	<0.5	<1	NA	NA	NA	NA	NA	NA	NA	NA	NA	NA	NA	NA	NA
S-7	6/14/1990	<50	NA	<0.5	<0.5	<0.5	<1	NA	NA	NA	NA	NA	NA	NA	NA	NA	NA	NA	NA	NA
S-7	10/2/1990	<50	NA	<0.5	0.6	<0.5	0.9	NA	NA	NA	NA	NA	NA	NA	NA	NA	NA	NA	NA	NA
S-7	12/18/1990	<50	NA	0.5	<0.5	<0.5	0.86	NA	NA	NA	NA	NA	NA	NA	NA	NA	NA	NA	NA	NA
S-7	3/20/1991	<50	NA	<0.5	<0.5	<0.5	<0.5	NA	NA	NA	NA	NA	NA	NA	NA	328.67	NA	NA	NA	NA
S-7	6/26/1991	<50	NA	<0.5	<0.5	<0.5	<0.5	NA	NA	NA	NA	NA	NA	NA	NA	328.67	NA	NA	NA	NA
S-7	9/5/1991	<50	NA	<0.5	0.6	<0.5	<0.5	NA	NA	NA	NA	NA	NA	NA	NA	328.67	NA	NA	NA	NA
S-7	12/13/1991	<50	NA	<0.6	<0.5	<0.5	<0.5	NA	NA	NA	NA	NA	NA	NA	NA	328.67	17.70	310.97	NA	NA
S-7	3/11/1992	<50	NA	<0.3	<0.3	<0.3	<0.3	NA	NA	NA	NA	NA	NA	NA	NA	328.67	17.06	311.61	NA	NA
S-7	6/24/1992	<50	NA	<0.5	<0.5	<0.5	<0.5	NA	NA	NA	NA	NA	NA	NA	NA	328.67	17.80	310.87	NA	NA
S-7	9/17/1992	<50	NA	0.6	0.6	<0.5	<0.5	NA	NA	NA	NA	NA	NA	NA	NA	328.67	17.00	311.67	NA	NA
S-7	12/11/1992	<50	NA	<0.5	<0.5	<0.5	<0.5	NA	NA	NA	NA	NA	NA	NA	NA	328.67	17.35	311.32	NA	NA
S-7	2/4/1993	<50	NA	<0.5	<0.5	<0.5	<0.5	NA	NA	NA	NA	NA	NA	NA	NA	328.67	NA	NA	NA	NA
S-7	6/3/1993	<50	NA	<0.5	<0.5	<0.5	<0.5	NA	NA	NA	NA	NA	NA	NA	NA	328.67	NA	NA	NA	NA
S-7	9/15/1993	NA	NA	NA	NA	NA	NA	NA	NA	NA	NA	NA	NA	NA	NA	328.67	16.65	312.02	NA	NA
S-7	12/9/1993	NA	NA	NA	NA	NA	NA	NA	NA	NA	NA	NA	NA	NA	NA	328.67	NA	NA	NA	NA
S-7	9/13/1994	NA	NA	NA	NA	NA	NA	NA	NA	NA	NA	NA	NA	NA	NA	328.67	16.83	311.84	NA	NA
S-7	6/21/1995	<50	NA	<0.5	<0.5	<0.5	<0.5	NA	NA	NA	NA	NA	NA	NA	NA	328.67	15.88	312.79	NA	NA
S-7	6/12/1996	<50	NA	<0.5	<0.5	<0.5	<0.5	<2.5	NA	NA	NA	NA	NA	NA	NA	328.67	16.22	312.45	NA	NA
S-7	6/25/1997	<50	NA	<0.50	<0.50	<0.50	<0.50	<2.5	NA	NA	NA	NA	NA	NA	NA	328.67	16.12	312.55	NA	3
S-7	6/19/1998	<50	NA	<0.50	<0.50	<0.50	<0.50	<2.5	NA	NA	NA	NA	NA	NA	NA	328.67	14.81	313.86	NA	2.6
S-7	6/17/1999	<50.0	NA	<0.500	<0.500	<0.500	<0.500	<5.00	NA	NA	NA	NA	NA	NA	NA	328.67	15.91	312.76	NA	5.1
S-7	6/15/2000	<50.0	NA	<0.500	<0.500	<0.500	<0.500	7.32	NA	NA	NA	NA	NA	NA	NA	328.67	16.14	312.53	NA	2.0

WELL CONCENTRATIONS
Shell-branded Service Station
3790 Hopyard Road
Pleasanton, CA

Well ID	Date	TPPH (ug/L)	TEPH (ug/L)	B (ug/L)	T (ug/L)	E (ug/L)	X (ug/L)	MTBE 8020 (ug/L)	MTBE 8260 (ug/L)	DIPE (ug/L)	ETBE (ug/L)	TAME (ug/L)	TBA (ug/L)	Ethanol (ug/L)	1,2-DCA (ug/L)	TOC (MSL)	Depth to Water (ft.)	GW Elevation (MSL)	SPH Thickness (ft.)	DO Reading (ppm)
S-7	11/29/2000	<50.0	NA	<0.500	<0.500	<0.500	<0.500	<2.50	NA	NA	NA	NA	NA	NA	NA	328.67	16.89	311.78	NA	3.6
S-7	3/7/2001	<50.0	NA	<0.500	<0.500	<0.500	<0.500	<2.50	NA	NA	NA	NA	NA	NA	NA	328.67	16.55	312.12	NA	2.1
S-7	6/18/2001	<50	NA	<0.50	<0.50	<0.50	<0.50	NA	2.5	NA	NA	NA	NA	NA	NA	328.67	16.30	312.37	NA	NA
S-7	09/17/2001 c	150	NA	<0.50	55	<0.50	<0.50	NA	8,300	NA	NA	NA	NA	NA	NA	328.67	14.23	314.44	NA	NA
S-7	12/31/2001	<50	NA	<0.50	<0.50	<0.50	<0.50	NA	<5.0	NA	NA	NA	NA	NA	NA	328.67	16.28	312.39	NA	NA
S-7	3/13/2002	<50	NA	<0.50	<0.50	<0.50	<0.50	NA	5.9	NA	NA	NA	NA	NA	NA	328.67	17.41	311.26	NA	NA
S-7	6/18/2002	<50	NA	<0.50	<0.50	<0.50	<0.50	NA	12	NA	NA	NA	NA	NA	NA	328.67	17.63	311.04	NA	NA
S-7	9/27/2002	<50	NA	<0.50	<0.50	<0.50	<0.50	NA	10	NA	NA	NA	NA	NA	NA	328.41	16.96	311.45	NA	NA
S-7	12/27/2002	<50	NA	<0.50	<0.50	<0.50	<0.50	NA	22	<2.0	<2.0	<2.0	<50	NA	4.1	328.41	16.00	312.41	NA	NA
S-7	3/24/2003	<50	NA	<0.50	<0.50	<0.50	<1.0	NA	21	NA	NA	NA	NA	NA	NA	328.41	17.12	311.29	NA	NA
S-7	5/9/2003	<50	NA	<0.50	<0.50	<0.50	<1.0	NA	31	NA	NA	NA	7.3	NA	NA	328.41	16.14	312.27	NA	NA
S-7	7/8/2003	<50	NA	<0.50	<0.50	<0.50	<1.0	NA	36	NA	NA	NA	6.5	NA	NA	328.41	17.42	310.99	NA	NA
S-7	10/15/2003	<50	NA	<0.50	<0.50	<0.50	<1.0	NA	100	NA	NA	NA	<5.0	NA	NA	328.41	15.49	312.92	NA	NA
S-7	1/6/2004	<100	NA	<1.0	<1.0	<1.0	<2.0	NA	200	NA	NA	NA	20	NA	NA	328.41	18.93	309.48	NA	NA
S-7	4/7/2004	<250	NA	<2.5	<2.5	<2.5	<5.0	NA	380	NA	NA	NA	130	NA	NA	328.41	18.93	309.48	NA	NA
S-7	7/27/2004	<250	NA	<2.5	<2.5	<2.5	<5.0	NA	240	<10	<10	<10	45	<250	NA	328.41	18.91	309.50	NA	NA
S-7	10/29/2004	<250	NA	<2.5	<2.5	<2.5	<5.0	NA	270	<10	<10	<10	52	<250	NA	328.41	18.65	309.76	NA	NA
S-8	3/7/1989	<50	NA	1.2	1	<1	<3	NA	NA	NA	NA	NA	NA	NA	NA	NA	NA	NA	NA	NA
S-8	6/26/1989	<50	NA	0.8	1	<1	<3	NA	NA	NA	NA	NA	NA	NA	NA	NA	NA	NA	NA	NA
S-8	9/8/1989	<50	NA	<0.5	<1	<1	<3	NA	NA	NA	NA	NA	NA	NA	NA	NA	NA	NA	NA	NA
S-8	12/14/1989	<50	NA	<0.5	<0.5	<0.5	<1	NA	NA	NA	NA	NA	NA	NA	NA	NA	NA	NA	NA	NA
S-8	3/5/1990	<50	NA	<0.5	0.5	<0.5	<1	NA	NA	NA	NA	NA	NA	NA	NA	NA	NA	NA	NA	NA
S-8	6/14/1990	<50	NA	<0.5	<0.5	<0.5	<1	NA	NA	NA	NA	NA	NA	NA	NA	NA	NA	NA	NA	NA
S-8	10/2/1990	<50	NA	<0.5	<0.5	<0.5	<0.5	NA	NA	NA	NA	NA	NA	NA	NA	NA	NA	NA	NA	NA
S-8	12/18/1990	<50	NA	2.9	7.0	1.0	6.4	NA	NA	NA	NA	NA	NA	NA	NA	NA	NA	NA	NA	NA
S-8	3/20/1991	<50a	NA	0.8	1.8	2.6	5.2	NA	NA	NA	NA	NA	NA	NA	NA	327.00	NA	NA	NA	NA
S-8	6/26/1991	<50	NA	<0.5	<0.5	<0.5	<0.5	NA	NA	NA	NA	NA	NA	NA	NA	327.00	NA	NA	NA	NA
S-8	9/5/1991	<50	NA	<0.5	<0.5	<0.5	<0.5	NA	NA	NA	NA	NA	NA	NA	NA	327.00	NA	NA	NA	NA
S-8	12/13/1991	<50	NA	<0.5	<0.5	<0.5	<0.5	NA	NA	NA	NA	NA	NA	NA	NA	327.00	15.73	311.27	NA	NA
S-8	3/11/1992	<30	NA	<0.3	<0.3	<0.3	<0.3	NA	NA	NA	NA	NA	NA	NA	NA	327.00	14.64	312.36	NA	NA
S-8	6/24/1992	<50	NA	1.4	1.9	<0.5	<0.5	NA	NA	NA	NA	NA	NA	NA	NA	327.00	15.77	311.23	NA	NA

WELL CONCENTRATIONS
Shell-branded Service Station
3790 Hopyard Road
Pleasanton, CA

Well ID	Date	TPPH (ug/L)	TEPH (ug/L)	B (ug/L)	T (ug/L)	E (ug/L)	X (ug/L)	MTBE 8020 (ug/L)	MTBE 8260 (ug/L)	DIPE (ug/L)	ETBE (ug/L)	TAME (ug/L)	TBA (ug/L)	Ethanol (ug/L)	1,2-DCA (ug/L)	TOC (MSL)	Depth to Water (ft.)	GW Elevation (MSL)	SPH Thickness (ft.)	DO Reading (ppm)
S-8	9/17/1992	<50	NA	<0.5	<0.5	<0.5	<0.5	NA	NA	NA	NA	NA	NA	NA	NA	327.00	15.37	311.63	NA	NA
S-8	12/11/1992	<50	NA	<0.5	<0.5	<0.5	<0.5	NA	NA	NA	NA	NA	NA	NA	NA	327.00	14.94	312.06	NA	NA
S-8	2/4/1993	<50	NA	<0.5	<0.5	<0.5	<0.5	NA	NA	NA	NA	NA	NA	NA	NA	327.00	NA	NA	NA	NA
S-8	6/3/1993	<50	NA	<0.5	<0.5	<0.5	<0.5	NA	NA	NA	NA	NA	NA	NA	NA	327.00	NA	NA	NA	NA
S-8	9/15/1993	NA	NA	NA	NA	NA	NA	NA	NA	NA	NA	NA	NA	NA	NA	327.00	14.91	312.09	NA	NA
S-8	12/9/1993	NA	NA	NA	NA	NA	NA	NA	NA	NA	NA	NA	NA	NA	NA	327.00	NA	NA	NA	NA
S-8	9/13/1994	NA	NA	NA	NA	NA	NA	NA	NA	NA	NA	NA	NA	NA	NA	327.00	15.16	313.08	NA	NA
S-8	6/21/1995	<50	NA	<0.5	<0.5	<0.5	<0.5	NA	NA	NA	NA	NA	NA	NA	NA	327.00	14.11	312.89	NA	NA
S-8	6/12/1996	<50	NA	<0.5	<0.5	<0.5	<0.5	<2.5	NA	NA	NA	NA	NA	NA	NA	327.00	14.20	312.80	NA	NA
S-8	6/25/1997	170	NA	<0.50	<0.50	<0.50	<0.50	<2.5	NA	NA	NA	NA	NA	NA	NA	327.00	14.42	312.58	NA	0.5
S-8	6/19/1998	<50	NA	<0.50	<0.50	<0.50	<0.50	<2.5	NA	NA	NA	NA	NA	NA	NA	327.00	13.49	313.51	NA	2.2
S-8	6/17/1999	<50.0	NA	<0.500	<0.500	<0.500	<0.500	<5.00	NA	NA	NA	NA	NA	NA	NA	327.00	14.07	312.93	NA	0.9
S-8	6/15/2000	Well inaccessible	NA	NA	NA	NA	NA	NA	NA	NA	NA	NA	NA	NA	NA	327.00	NA	NA	NA	NA
S-8	6/21/2000	<50.0	NA	<0.500	<0.500	<0.500	<0.500	21.0	NA	NA	NA	NA	NA	NA	NA	327.00	14.43	312.57	NA	NA
S-8	11/29/2000	<50.0	NA	<0.500	<0.500	<0.500	<0.500	9.46	NA	NA	NA	NA	NA	NA	NA	327.00	14.44	312.56	NA	2.2
S-8	3/7/2001	<50.0	NA	<0.500	<0.500	<0.500	<0.500	4.21	NA	NA	NA	NA	NA	NA	NA	327.00	13.69	313.31	NA	2.1
S-8	6/18/2001	<50	NA	0.55	0.92	<0.50	0.51	NA	13	NA	NA	NA	NA	NA	NA	327.00	14.60	312.40	NA	NA
S-8	9/17/2001	Unable to sample	NA	NA	NA	NA	NA	NA	NA	NA	NA	NA	NA	NA	NA	327.00	15.07	311.93	NA	NA
S-8	9/18/2001	Unable to sample	NA	NA	NA	NA	NA	NA	NA	NA	NA	NA	NA	NA	NA	327.00	NA	NA	NA	NA
S-8	12/31/2001	<50	NA	1.1	1.4	<0.50	<0.50	NA	8.4	NA	NA	NA	NA	NA	NA	327.00	14.02	312.98	NA	NA
S-8	3/13/2002	Unable to sample	NA	NA	NA	NA	NA	NA	NA	NA	NA	NA	NA	NA	NA	327.00	14.92	312.08	NA	NA
S-8	6/18/2002	<50	NA	<0.50	<0.50	<0.50	<0.50	NA	19	NA	NA	NA	NA	NA	NA	327.00	15.37	311.63	NA	NA
S-8	9/27/2002	<50	NA	<0.50	<0.50	<0.50	<0.50	NA	19	NA	NA	NA	NA	NA	NA	326.14	14.60	311.54	NA	NA
S-8	12/27/2002	Well inaccessible	NA	NA	NA	NA	NA	NA	NA	NA	NA	NA	NA	NA	NA	326.14	NA	NA	NA	NA
S-8	1/7/2003	Well inaccessible	NA	NA	NA	NA	NA	NA	NA	NA	NA	NA	NA	NA	NA	326.14	NA	NA	NA	NA
S-8	3/24/2003	<50	NA	<0.50	<0.50	<0.50	<1.0	NA	25	NA	NA	NA	NA	NA	NA	326.14	14.58	311.56	NA	NA
S-8	5/9/2003	<50	NA	<0.50	<0.50	<0.50	<1.0	NA	24	NA	NA	NA	<5.0	NA	NA	326.14	13.45	312.69	NA	NA
S-8	7/8/2003	<50	NA	<0.50	<0.50	<0.50	<1.0	NA	46	NA	NA	NA	<5.0	NA	NA	326.14	15.19	310.95	NA	NA
S-8	10/15/2003	<50	NA	<0.50	<0.50	<0.50	<1.0	NA	42	NA	NA	NA	<5.0	NA	NA	326.14	16.58	309.56	NA	NA
S-8	1/6/2004	<50	NA	<0.50	<0.50	<0.50	<1.0	NA	50	NA	NA	NA	<5.0	NA	NA	326.14	16.27	309.87	NA	NA
S-8	4/7/2004	<50	NA	<0.50	<0.50	<0.50	<1.0	NA	33	NA	NA	NA	<5.0	NA	NA	326.14	16.12	310.02	NA	NA
S-8	7/27/2004	<50	NA	<0.50	<0.50	<0.50	<1.0	NA	18	<2.0	<2.0	<2.0	<5.0	<50	NA	326.14	16.26	309.88	NA	NA

WELL CONCENTRATIONS
Shell-branded Service Station
3790 Hopyard Road
Pleasanton, CA

Well ID	Date	TPPH (ug/L)	TEPH (ug/L)	B (ug/L)	T (ug/L)	E (ug/L)	X (ug/L)	MTBE 8020 (ug/L)	MTBE 8260 (ug/L)	DIPE (ug/L)	ETBE (ug/L)	TAME (ug/L)	TBA (ug/L)	Ethanol (ug/L)	1,2-DCA (ug/L)	TOC (MSL)	Depth to Water (ft.)	GW Elevation (MSL)	SPH Thickness (ft.)	DO Reading (ppm)
S-8	10/29/2004	<50	NA	<0.50	<0.50	<0.50	<1.0	NA	25	<2.0	<2.0	<2.0	<5.0	<50	NA	326.14	15.93	310.21	NA	NA
S-9	3/7/1989	<50	NA	<0.5	<1	<1	<3	NA	NA	NA	NA	NA	NA	NA	NA	NA	NA	NA	NA	NA
S-9	6/26/1989	<50	NA	<0.5	<1	<1	<3	NA	NA	NA	NA	NA	NA	NA	NA	NA	NA	NA	NA	NA
S-9	9/8/1989	<50	NA	1.7	2	<1	<3	NA	NA	NA	NA	NA	NA	NA	NA	NA	NA	NA	NA	NA
S-9	12/15/1989	<50	NA	0.5	<0.5	<0.5	<1	NA	NA	NA	NA	NA	NA	NA	NA	NA	NA	NA	NA	NA
S-9	3/6/1990	<50	NA	<0.5	<0.5	<0.5	<1	NA	NA	NA	NA	NA	NA	NA	NA	NA	NA	NA	NA	NA
S-9	6/14/1990	<50	NA	<0.5	<0.5	<0.5	<1	NA	NA	NA	NA	NA	NA	NA	NA	NA	NA	NA	NA	NA
S-9	10/2/1990	<50	NA	<0.5	<0.5	<0.5	<0.5	NA	NA	NA	NA	NA	NA	NA	NA	NA	NA	NA	NA	NA
S-9	12/18/1990	<50	NA	20	27	7.1	35	NA	NA	NA	NA	NA	NA	NA	NA	NA	NA	NA	NA	NA
S-9	3/7/1989	<50	NA	NA	NA	NA	NA	NA	NA	NA	NA	NA	NA	NA	NA	NA	NA	NA	NA	NA
S-9	6/26/1989	<50	NA	NA	NA	NA	NA	NA	NA	NA	NA	NA	NA	NA	NA	NA	NA	NA	NA	NA
S-9	9/8/1989	<50	NA	NA	NA	NA	NA	NA	NA	NA	NA	NA	NA	NA	NA	NA	NA	NA	NA	NA
S-9	12/15/1989	<50	NA	NA	NA	NA	NA	NA	NA	NA	NA	NA	NA	NA	NA	NA	NA	NA	NA	NA
S-9	3/6/1990	<50	NA	NA	NA	NA	NA	NA	NA	NA	NA	NA	NA	NA	NA	NA	NA	NA	NA	NA
S-9	6/14/1990	<50	NA	NA	NA	NA	NA	NA	NA	NA	NA	NA	NA	NA	NA	NA	NA	NA	NA	NA
S-9	12/2/1990	<50	NA	NA	NA	NA	NA	NA	NA	NA	NA	NA	NA	NA	NA	NA	NA	NA	NA	NA
S-9	12/18/1990	<50	NA	NA	NA	NA	NA	NA	NA	NA	NA	NA	NA	NA	NA	NA	NA	NA	NA	NA
S-9	3/20/1991	70a	NA	0.7	0.7	<0.5	1	NA	NA	NA	NA	NA	NA	NA	NA	328.24	NA	NA	NA	NA
S-9	6/26/1991	<50	NA	<0.5	<0.5	<0.5	<0.5	NA	NA	NA	NA	NA	NA	NA	NA	328.24	NA	NA	NA	NA
S-9	9/5/1991	<50	NA	<0.5	0.8	<0.5	<0.5	NA	NA	NA	NA	NA	NA	NA	NA	328.24	NA	NA	NA	NA
S-9	12/13/1991	<50	NA	<0.5	<0.5	<0.5	<0.5	NA	NA	NA	NA	NA	NA	NA	NA	328.24	18.18	310.06	NA	NA
S-9	3/11/1992	<30	NA	<0.3	<0.3	<0.3	<0.3	NA	NA	NA	NA	NA	NA	NA	NA	328.24	17.37	310.87	NA	NA
S-9	6/24/1992	<50	NA	<0.5	<0.5	<0.5	<0.5	NA	NA	NA	NA	NA	NA	NA	NA	328.24	18.45	309.79	NA	NA
S-9	9/17/1992	<50	NA	<0.5	<0.5	<0.5	<0.5	NA	NA	NA	NA	NA	NA	NA	NA	328.24	17.88	310.36	NA	NA
S-9	12/11/1992	<50	NA	<0.5	<0.5	<0.5	<0.5	NA	NA	NA	NA	NA	NA	NA	NA	328.24	17.34	310.90	NA	NA
S-9	2/4/1993	<50	NA	<0.5	<0.5	<0.5	<0.5	NA	NA	NA	NA	NA	NA	NA	NA	328.24	NA	NA	NA	NA
S-9	6/3/1993	<50	NA	<0.5	<0.5	<0.5	<0.5	NA	NA	NA	NA	NA	NA	NA	NA	328.24	NA	NA	NA	NA
S-9	9/15/1993	NA	NA	NA	NA	NA	NA	NA	NA	NA	NA	NA	NA	NA	NA	328.24	17.42	310.82	NA	NA
S-9	12/9/1993	<50	NA	<0.5	<0.5	<0.5	<0.5	NA	NA	NA	NA	NA	NA	NA	NA	328.24	16.89	311.35	NA	NA
S-9	3/4/1994	<50	NA	<0.5	<0.5	<0.5	<0.5	NA	NA	NA	NA	NA	NA	NA	NA	328.24	17.22	311.02	NA	NA
S-9	6/16/1994	<50	NA	<0.5	<0.5	<0.5	<0.5	NA	NA	NA	NA	NA	NA	NA	NA	328.24	17.46	310.78	NA	NA

WELL CONCENTRATIONS
Shell-branded Service Station
3790 Hopyard Road
Pleasanton, CA

Well ID	Date	TPPH (ug/L)	TEPH (ug/L)	B (ug/L)	T (ug/L)	E (ug/L)	X (ug/L)	MTBE 8020 (ug/L)	MTBE 8260 (ug/L)	DIPE (ug/L)	ETBE (ug/L)	TAME (ug/L)	TBA (ug/L)	Ethanol (ug/L)	1,2-DCA (ug/L)	TOC (MSL)	Depth to Water (ft.)	GW Elevation (MSL)	SPH Thickness (ft.)	DO Reading (ppm)
S-9	9/13/1994	<50	NA	<0.5	<0.5	<0.5	<0.5	NA	NA	NA	NA	NA	NA	NA	NA	328.24	17.59	310.65	NA	NA
S-9	6/21/1995	<50	NA	<0.5	<0.5	<0.5	<0.5	NA	NA	NA	NA	NA	NA	NA	NA	328.24	17.03	311.21	NA	NA
S-9	6/12/1996	<50	NA	<0.5	<0.5	<0.5	<0.5	<2.5	NA	NA	NA	NA	NA	NA	NA	328.24	16.76	311.48	NA	NA
S-9	6/25/1997	<50	NA	<0.50	<0.50	<0.50	<0.50	2.8	NA	NA	NA	NA	NA	NA	NA	328.24	16.89	311.35	NA	1
S-9	6/19/1998	<50	NA	<0.50	<0.50	<0.50	<0.50	7.1	NA	NA	NA	NA	NA	NA	NA	328.24	15.59	312.65	NA	3.8
S-9	6/17/1999	<50.0	NA	<0.500	<0.500	<0.500	<0.500	15.3	NA	NA	NA	NA	NA	NA	NA	328.24	16.47	311.77	NA	1.9
S-9	6/15/2000	<50.0	NA	<0.500	<0.500	<0.500	<0.500	57.2	NA	NA	NA	NA	NA	NA	NA	328.24	16.11	312.13	NA	1.1
S-9	11/29/2000	<50.0	NA	<0.500	<0.500	<0.500	<0.500	76.5	NA	NA	NA	NA	NA	NA	NA	328.24	17.30	310.94	NA	1.1
S-9	3/7/2001	<50.0	NA	<0.500	<0.500	<0.500	<0.500	84.9	NA	NA	NA	NA	NA	NA	NA	328.24	19.42	308.82	NA	1.1
S-9	6/18/2001	<50	NA	<0.50	<0.50	<0.50	<0.50	NA	86	NA	NA	NA	NA	NA	NA	328.24	17.22	311.02	NA	NA
S-9	9/17/2001	<50	NA	<0.50	<0.50	<0.50	<0.50	NA	130	NA	NA	NA	NA	NA	NA	328.24	17.66	310.58	NA	NA
S-9	12/31/2001	<50	NA	<0.50	<0.50	<0.50	<0.50	NA	120	NA	NA	NA	NA	NA	NA	328.24	17.65	310.59	NA	NA
S-9	3/13/2002	<50	NA	<0.50	<0.50	<0.50	<0.50	NA	130	NA	NA	NA	NA	NA	NA	328.24	17.75	310.49	NA	NA
S-9	6/18/2002	<50	NA	<0.50	<0.50	<0.50	<0.50	NA	160	NA	NA	NA	NA	NA	NA	328.24	19.59	308.65	NA	NA
S-9	9/27/2002	<50	NA	<0.50	<0.50	<0.50	<0.50	NA	180	NA	NA	NA	NA	NA	NA	327.85	17.65	310.20	NA	NA
S-9	12/27/2002	<50	NA	<0.50	<0.50	<0.50	<0.50	NA	180	<2.0	<2.0	<2.0	<50	NA	2.8	327.85	18.45	309.40	NA	NA
S-9	3/24/2003	<250	NA	<2.5	<2.5	<2.5	<5.0	NA	230	NA	NA	NA	NA	NA	NA	327.85	17.97	309.88	NA	NA
S-9	5/9/2003	<250	NA	<2.5	<2.5	<2.5	<5.0	NA	240	NA	NA	NA	<25	NA	NA	327.85	17.68	310.17	NA	NA
S-9	7/8/2003	<250	NA	<2.5	<2.5	<2.5	<5.0	NA	250	NA	NA	NA	<25	NA	NA	327.85	17.65	310.20	NA	NA
S-9	10/15/2003	<100	NA	<1.0	<1.0	<1.0	<2.0	NA	210	NA	NA	NA	<10	NA	NA	327.85	19.49	308.36	NA	NA
S-9	1/6/2004	<100	NA	<1.0	<1.0	<1.0	<2.0	NA	290	NA	NA	NA	<10	NA	NA	327.85	20.51	307.34	NA	NA
S-9	4/7/2004	<100	NA	<1.0	<1.0	<1.0	<2.0	NA	250	NA	NA	NA	<10	NA	NA	327.85	20.02	307.83	NA	NA
S-9	7/27/2004	<250	NA	<2.5	9.1	2.7	9.8	NA	270	<10	<10	<10	<25	<250	NA	327.85	19.89	307.96	NA	NA
S-9	10/29/2004	<100	NA	<1.0	<1.0	<1.0	<2.0	NA	240	<4.0	<4.0	<4.0	<10	<100	NA	327.85	19.17	308.68	NA	NA
S-10	8/11/1989	<50	NA	<0.5	<1	<1	<3	NA	NA	NA	NA	NA	NA	NA	NA	NA	NA	NA	NA	NA
S-10	9/8/1989	<50	NA	<0.5	<1	<1	<3	NA	NA	NA	NA	NA	NA	NA	NA	NA	NA	NA	NA	NA
S-10	12/15/1989	<50	NA	<0.5	<0.5	<0.5	<1	NA	NA	NA	NA	NA	NA	NA	NA	NA	NA	NA	NA	NA
S-10	3/6/1990	<50	NA	<0.5	<0.5	<0.5	<1	NA	NA	NA	NA	NA	NA	NA	NA	NA	NA	NA	NA	NA
S-10	6/14/1990	<50	NA	<0.5	<0.5	<0.5	<1	NA	NA	NA	NA	NA	NA	NA	NA	NA	NA	NA	NA	NA
S-10	10/2/1990	<50	NA	<0.5	<0.5	<0.5	1.0	NA	NA	NA	NA	NA	NA	NA	NA	NA	NA	NA	NA	NA
S-10	12/18/1990	<50	NA	<0.5	<0.5	<0.5	1.4	NA	NA	NA	NA	NA	NA	NA	NA	NA	NA	NA	NA	NA

WELL CONCENTRATIONS
Shell-branded Service Station
3790 Hopyard Road
Pleasanton, CA

Well ID	Date	TPPH (ug/L)	TEPH (ug/L)	B (ug/L)	T (ug/L)	E (ug/L)	X (ug/L)	MTBE 8020 (ug/L)	MTBE 8260 (ug/L)	DIPE (ug/L)	ETBE (ug/L)	TAME (ug/L)	TBA (ug/L)	Ethanol (ug/L)	1,2-DCA (ug/L)	TOC (MSL)	Depth to Water (ft.)	GW Elevation (MSL)	SPH Thickness (ft.)	DO Reading (ppm)
S-10	3/20/1991	<50	NA	<0.5	<0.5	<0.5	<0.5	NA	NA	NA	NA	NA	NA	NA	NA	326.55	NA	NA	NA	NA
S-10	6/26/1991	50	NA	1.8	5.8	1.9	13	NA	NA	NA	NA	NA	NA	NA	NA	326.55	NA	NA	NA	NA
S-10	9/5/1991	<50	NA	<0.5	<0.5	<0.5	<0.5	NA	NA	NA	NA	NA	NA	NA	NA	326.55	NA	NA	NA	NA
S-10	12/13/1991	<50	NA	<0.5	<0.5	<0.5	<0.5	NA	NA	NA	NA	NA	NA	NA	NA	326.55	14.77	311.78	NA	NA
S-10	3/11/1992	<30	NA	<0.3	<0.3	<0.3	<0.3	NA	NA	NA	NA	NA	NA	NA	NA	326.55	14.16	312.39	NA	NA
S-10	6/24/1992	<50	NA	<0.5	<0.5	<0.5	<0.5	NA	NA	NA	NA	NA	NA	NA	NA	326.55	14.83	311.72	NA	NA
S-10	9/17/1992	<50	NA	<0.5	<0.5	<0.5	<0.5	NA	NA	NA	NA	NA	NA	NA	NA	326.55	13.85	312.70	NA	NA
S-10	12/11/1992	<50	NA	<0.5	<0.5	<0.5	<0.5	NA	NA	NA	NA	NA	NA	NA	NA	326.55	13.90	312.65	NA	NA
S-10	2/4/1993	<50	NA	<0.5	<0.5	<0.5	<0.5	NA	NA	NA	NA	NA	NA	NA	NA	326.55	NA	NA	NA	NA
S-10	6/3/1993	<50	NA	<0.5	<0.5	<0.5	<0.5	NA	NA	NA	NA	NA	NA	NA	NA	326.55	NA	NA	NA	NA
S-10	9/15/1993	NA	NA	NA	NA	NA	NA	NA	NA	NA	NA	NA	NA	NA	NA	326.55	13.66	312.89	NA	NA
S-10	12/9/1993	NA	NA	NA	NA	NA	NA	NA	NA	NA	NA	NA	NA	NA	NA	326.55	NA	NA	NA	NA
S-10	9/13/1994	NA	NA	NA	NA	NA	NA	NA	NA	NA	NA	NA	NA	NA	NA	326.55	13.84	312.71	NA	NA
S-10	6/21/1995	NA	NA	NA	NA	NA	NA	NA	NA	NA	NA	NA	NA	NA	NA	326.55	13.08	313.47	NA	NA
S-10	6/12/1996	<50	NA	<0.5	<0.5	<0.5	<0.5	<2.5	NA	NA	NA	NA	NA	NA	NA	326.55	13.34	313.21	NA	NA
S-10	6/25/1997	<50	NA	<0.50	<0.50	<0.50	<0.50	2.8	NA	NA	NA	NA	NA	NA	NA	326.55	13.28	313.27	NA	2.4
S-10	6/19/1998	<50	NA	<0.50	<0.50	<0.50	<0.50	<2.5	NA	NA	NA	NA	NA	NA	NA	326.55	12.41	314.14	NA	1.8
S-10	6/17/1999	<50.0	NA	<0.500	<0.500	<0.500	<0.500	<5.00	NA	NA	NA	NA	NA	NA	NA	326.55	12.81	313.74	NA	2.0
S-10	6/15/2000	<50.0	NA	<0.500	<0.500	<0.500	<0.500	<2.50	NA	NA	NA	NA	NA	NA	NA	326.55	13.27	313.28	NA	2.1
S-10	11/29/2000	<50.0	NA	<0.500	<0.500	<0.500	<0.500	<2.50	NA	NA	NA	NA	NA	NA	NA	326.55	13.98	312.57	NA	2.4
S-10	3/7/2001	<50.0	NA	<0.500	<0.500	<0.500	<0.500	<2.50	NA	NA	NA	NA	NA	NA	NA	326.55	13.40	313.15	NA	2.5
S-10	6/18/2001	<50	NA	<0.50	<0.50	<0.50	<0.50	NA	3.7	NA	NA	NA	NA	NA	NA	326.55	13.29	313.26	NA	NA
S-10	9/17/2001	<50	NA	<0.50	<0.50	<0.50	<0.50	NA	<5.0	NA	NA	NA	NA	NA	NA	326.55	13.61	312.94	NA	NA
S-10	12/31/2001	<50	NA	<0.50	<0.50	<0.50	<0.50	NA	<5.0	NA	NA	NA	NA	NA	NA	326.55	13.48	313.07	NA	NA
S-10	3/13/2002	<50	NA	<0.50	<0.50	<0.50	<0.50	NA	<5.0	NA	NA	NA	NA	NA	NA	326.55	14.66	311.89	NA	NA
S-10	6/18/2002	<50	NA	<0.50	<0.50	<0.50	<0.50	NA	<5.0	NA	NA	NA	NA	NA	NA	326.55	14.59	311.96	NA	NA
S-10	9/27/2002	<50	NA	<0.50	<0.50	<0.50	<0.50	NA	<5.0	NA	NA	NA	NA	NA	NA	325.87	13.21	312.66	NA	NA
S-10	12/27/2002	<50	NA	<0.50	<0.50	<0.50	<0.50	NA	<5.0	<2.0	<2.0	<2.0	<50	NA	<2.0	325.87	13.50	312.37	NA	NA
S-10	3/24/2003	<50	NA	<0.50	<0.50	<0.50	<1.0	NA	<5.0	NA	NA	NA	NA	NA	NA	325.87	16.60	309.27	NA	NA
S-10	5/9/2003	<50	NA	<0.50	<0.50	<0.50	<1.0	NA	1.7	NA	NA	NA	<5.0	NA	NA	325.87	13.07	312.80	NA	NA
S-10	7/8/2003	<50	NA	<0.50	<0.50	<0.50	<1.0	NA	1.7	NA	NA	NA	<5.0	NA	NA	325.87	14.10	311.77	NA	NA
S-10	10/15/2003	<50	NA	<0.50	<0.50	<0.50	<1.0	NA	0.69	NA	NA	NA	<5.0	NA	NA	325.87	14.75	311.12	NA	NA

WELL CONCENTRATIONS
Shell-branded Service Station
3790 Hopyard Road
Pleasanton, CA

Well ID	Date	TPPH (ug/L)	TEPH (ug/L)	B (ug/L)	T (ug/L)	E (ug/L)	X (ug/L)	MTBE 8020 (ug/L)	MTBE 8260 (ug/L)	DIPE (ug/L)	ETBE (ug/L)	TAME (ug/L)	TBA (ug/L)	Ethanol (ug/L)	1,2-DCA (ug/L)	TOC (MSL)	Depth to Water (ft.)	GW Elevation (MSL)	SPH Thickness (ft.)	DO Reading (ppm)
S-10	1/6/2004	<50	NA	<0.50	<0.50	<0.50	<1.0	NA	0.51	NA	NA	NA	<5.0	NA	NA	325.87	15.28	310.59	NA	NA
S-10	4/7/2004	<50	NA	<0.50	<0.50	<0.50	<1.0	NA	<0.50	NA	NA	NA	<5.0	NA	NA	325.87	15.39	310.48	NA	NA
S-10	7/27/2004	<50	NA	<0.50	<0.50	<0.50	<1.0	NA	<0.50	<2.0	<2.0	<2.0	<5.0	<50	NA	325.87	15.25	310.62	NA	NA
S-10	10/29/2004	<50	NA	<0.50	<0.50	<0.50	<1.0	NA	<0.50	<2.0	<2.0	<2.0	<5.0	<50	NA	325.87	15.23	310.64	NA	NA
S-11	9/23/2002	NA	NA	NA	NA	NA	NA	NA	NA	NA	NA	NA	NA	NA	NA	NA	16.93	NA	NA	NA
S-11	9/27/2002	<50	NA	<0.50	<0.50	<0.50	<0.50	NA	<5.0	NA	NA	NA	NA	NA	NA	NA	16.95	NA	NA	NA
S-11	12/27/2002	<50	NA	<0.50	<0.50	<0.50	<0.50	NA	<5.0	<2.0	<2.0	<2.0	<50	NA	<2.0	327.48	16.40	311.08	NA	NA
S-11	3/24/2003	<50	NA	<0.50	<0.50	<0.50	<1.0	NA	<5.0	NA	NA	NA	NA	NA	NA	327.48	17.25	310.23	NA	NA
S-11	5/9/2003	<50	NA	<0.50	<0.50	<0.50	<1.0	NA	0.54	NA	NA	NA	<5.0	NA	NA	327.48	16.37	311.11	NA	NA
S-11	7/8/2003	<50	NA	<0.50	<0.50	<0.50	<1.0	NA	<0.50	NA	NA	NA	<5.0	NA	NA	327.48	17.17	310.31	NA	NA
S-11	10/15/2003	<50	NA	<0.50	<0.50	<0.50	<1.0	NA	<0.50	NA	NA	NA	<5.0	NA	NA	327.48	18.01	309.47	NA	NA
S-11	1/6/2004	<50	NA	<0.50	1.4	<0.50	<1.0	NA	1.1	NA	NA	NA	<5.0	NA	NA	327.48	18.25	309.23	NA	NA
S-11	4/7/2004	<50	NA	<0.50	<0.50	<0.50	<1.0	NA	1.4	NA	NA	NA	<5.0	NA	NA	327.48	18.48	309.00	NA	NA
S-11	7/27/2004	<50	NA	<0.50	<0.50	<0.50	<1.0	NA	2.3	<2.0	<2.0	<2.0	<5.0	<50	NA	327.48	18.49	308.99	NA	NA
S-11	10/29/2004	<50	NA	<0.50	<0.50	<0.50	<1.0	NA	9.7	<2.0	<2.0	<2.0	<5.0	<50	NA	327.48	18.22	309.26	NA	NA
S-12	9/23/2002	NA	NA	NA	NA	NA	NA	NA	NA	NA	NA	NA	NA	NA	NA	NA	14.74	NA	NA	NA
S-12	9/27/2002	<50	NA	<0.50	<0.50	<0.50	<0.50	NA	<5.0	NA	NA	NA	NA	NA	NA	NA	17.95	NA	NA	NA
S-12	12/27/2002	<50	NA	<0.50	<0.50	<0.50	<0.50	NA	<5.0	<2.0	<2.0	<2.0	<50	NA	<2.0	322.76	16.92	305.84	NA	NA
S-12	3/24/2003	<50	NA	<0.50	<0.50	<0.50	<1.0	NA	<5.0	NA	NA	NA	NA	NA	NA	322.76	16.53	306.23	NA	NA
S-12	5/9/2003	<50	NA	<0.50	<0.50	<0.50	<1.0	NA	1.5	NA	NA	NA	<5.0	NA	NA	322.76	17.73	305.03	NA	NA
S-12	7/8/2003	<50	NA	<0.50	<0.50	<0.50	<1.0	NA	1.2	NA	NA	NA	<5.0	NA	NA	322.76	17.18	305.58	NA	NA
S-12	10/15/2003	<50	NA	<0.50	<0.50	<0.50	<1.0	NA	1.1	NA	NA	NA	<5.0	NA	NA	322.76	17.54	305.22	NA	NA
S-12	1/6/2004	<50	NA	<0.50	1.1	<0.50	<1.0	NA	1.1	NA	NA	NA	<5.0	NA	NA	322.76	17.45	305.31	NA	NA
S-12	4/7/2004	<50	NA	<0.50	<0.50	<0.50	<1.0	NA	0.76	NA	NA	NA	<5.0	NA	NA	322.76	16.85	305.91	NA	NA
S-12	7/27/2004	<50	NA	<0.50	<0.50	<0.50	<1.0	NA	0.65	<2.0	<2.0	<2.0	<5.0	<50	NA	322.76	17.89	304.87	NA	NA
S-12	10/29/2004	<50 f	NA	<0.50	<0.50	<0.50	<1.0	NA	1.3	<2.0	<2.0	<2.0	<5.0	<50	NA	322.76	17.84	304.92	NA	NA
SR-1	10/11/1989	200	NA	100	<1	<10	10	NA	NA	NA	NA	NA	NA	NA	NA	NA	NA	NA	NA	NA
SR-1	12/14/1989	500	NA	210	<0.5	16	16	NA	NA	NA	NA	NA	NA	NA	NA	NA	NA	NA	NA	NA
SR-1	3/5/1990	64	NA	20	<0.5	1.5	4	NA	NA	NA	NA	NA	NA	NA	NA	NA	NA	NA	NA	NA

WELL CONCENTRATIONS
Shell-branded Service Station
3790 Hopyard Road
Pleasanton, CA

Well ID	Date	TPPH (ug/L)	TEPH (ug/L)	B (ug/L)	T (ug/L)	E (ug/L)	X (ug/L)	MTBE 8020 (ug/L)	MTBE 8260 (ug/L)	DIPE (ug/L)	ETBE (ug/L)	TAME (ug/L)	TBA (ug/L)	Ethanol (ug/L)	1,2-DCA (ug/L)	TOC (MSL)	Depth to Water (ft.)	GW Elevation (MSL)	SPH Thickness (ft.)	DO Reading (ppm)
SR-1	6/14/1990	60	NA	17	<0.5	1.9	1	NA	NA	NA	NA	NA	NA	NA	NA	NA	NA	NA	NA	NA
SR-1	10/2/1990	<50	NA	5.0	<0.5	<0.5	<0.5	NA	NA	NA	NA	NA	NA	NA	NA	NA	NA	NA	NA	NA
SR-1	12/18/1990	<50	NA	28	5.5	4.5	4.5	NA	NA	NA	NA	NA	NA	NA	NA	NA	NA	NA	NA	NA
SR-1	3/4/1994	NA	NA	NA	NA	NA	NA	NA	NA	NA	NA	NA	NA	NA	NA	329.78	16.34	313.44	NA	NA
SR-1	6/16/1994	NA	NA	NA	NA	NA	NA	NA	NA	NA	NA	NA	NA	NA	NA	329.78	16.72	313.06	NA	NA
SR-1	12/31/2001	NA	NA	NA	NA	NA	NA	NA	NA	NA	NA	NA	NA	NA	NA	329.78	15.31	314.47	NA	NA
SR-1	03/11/2002 d	NA	NA	NA	NA	NA	NA	NA	NA	NA	NA	NA	NA	NA	NA	329.13	NA	NA	NA	NA
SR-1	09/22/2003 d	NA	NA	NA	NA	NA	NA	NA	NA	NA	NA	NA	NA	NA	NA	328.33	NA	NA	NA	NA
SR-1	4/7/2004	NA	NA	NA	NA	NA	NA	NA	NA	NA	NA	NA	NA	NA	NA	328.33	30.79	297.54	NA	NA
SR-1	7/27/2004	<500	NA	<5.0	<5.0	<5.0	11	NA	44	<20	<20	<20	3,000	<500	NA	328.33	30.72	297.61	NA	NA
SR-1	8/4/2004	62	NA	<0.50	<0.50	2.6	13	NA	NA	NA	NA	NA	NA	NA	NA	328.33	30.77	297.56	NA	NA
SR-1	10/29/2004	<500	NA	<5.0	<5.0	<5.0	<10	NA	11	<20	<20	<20	1,400	<500	NA	328.33	30.85	297.48	NA	NA
SR-2	10/11/1989	880	NA	<10	1.0	29	33	NA	NA	NA	NA	NA	NA	NA	NA	NA	NA	NA	NA	NA
SR-2	12/14/1989	1100	NA	17	<0.5	100	67	NA	NA	NA	NA	NA	NA	NA	NA	NA	NA	NA	NA	NA
SR-2	3/5/1990	140	NA	3.0	<0.5	12	7	NA	NA	NA	NA	NA	NA	NA	NA	NA	NA	NA	NA	NA
SR-2	6/14/1990	<50	NA	<0.5	<0.5	2.6	<1	NA	NA	NA	NA	NA	NA	NA	NA	NA	NA	NA	NA	NA
SR-2	10/2/1990	<50	NA	<0.5	<0.5	0.5	<0.5	NA	NA	NA	NA	NA	NA	NA	NA	NA	NA	NA	NA	NA
SR-2	12/18/1990	<50	NA	1.6	1.4	1.6	2.7	NA	NA	NA	NA	NA	NA	NA	NA	NA	NA	NA	NA	NA
SR-2	3/4/1994	NA	NA	NA	NA	NA	NA	NA	NA	NA	NA	NA	NA	NA	NA	328.35	14.39	313.96	NA	NA
SR-2	6/16/1994	NA	NA	NA	NA	NA	NA	NA	NA	NA	NA	NA	NA	NA	NA	328.35	14.48	313.87	NA	NA
SR-2	12/31/2001	NA	NA	NA	NA	NA	NA	NA	NA	NA	NA	NA	NA	NA	NA	328.35	13.62	314.73	NA	NA
SR-2	9/27/2002	<1,000	NA	<10	<10	<10	<10	NA	5,000	NA	NA	NA	NA	NA	NA	327.91	14.20	313.71	NA	NA
SR-2	12/27/2002	<1,000	NA	<10	<10	<10	<10	NA	4,800	<10	<10	<10	1,600	NA	<10	327.91	13.33	314.58	<10	NA
SR-2	3/24/2003	<5,000	NA	<50	<50	<50	<100	NA	10,000	NA	NA	NA	NA	NA	NA	327.91	13.75	314.16	NA	NA
SR-2	5/9/2003	<5,000	NA	<50	<50	80	290	NA	13,000	NA	NA	NA	6,100	NA	NA	327.91	13.40	314.51	NA	NA
SR-2	7/8/2003	<5,000	NA	<50	<50	<50	<100	NA	12,000	NA	NA	NA	4,800	NA	NA	327.31	30.48	296.83	NA	NA
SR-2	10/15/2003	<500	NA	<5.0	<5.0	<5.0	20	NA	1,200	NA	NA	NA	9,800	NA	NA	327.31	15.38	311.93	NA	NA
SR-2	1/6/2004	<1,300	NA	<13	<13	<13	<25	NA	500	NA	NA	NA	17,000	NA	NA	327.31	31.47	295.84	NA	NA
SR-2	4/7/2004	<1,300	NA	<13	<13	<13	<25	NA	280	NA	NA	NA	10,000	NA	NA	327.31	31.54	295.77	NA	NA
SR-2	7/27/2004	<1,300	NA	<13	<13	<13	<25	NA	63	<50	<50	<50	9,500	<1,300	NA	327.31	31.35	295.96	NA	NA
SR-2	10/29/2004	<1,300	NA	<13	<13	<13	<25	NA	47	<50	<50	<50	7,600	<1,300	NA	327.31	30.50	296.81	NA	NA

WELL CONCENTRATIONS
Shell-branded Service Station
3790 Hopyard Road
Pleasanton, CA

Well ID	Date	TPPH (ug/L)	TEPH (ug/L)	B (ug/L)	T (ug/L)	E (ug/L)	X (ug/L)	MTBE 8020 (ug/L)	MTBE 8260 (ug/L)	DIPE (ug/L)	ETBE (ug/L)	TAME (ug/L)	TBA (ug/L)	Ethanol (ug/L)	1,2-DCA (ug/L)	TOC (MSL)	Depth to Water (ft.)	GW Elevation (MSL)	SPH Thickness (ft.)	DO Reading (ppm)
SR-3	12/11/1989	500	NA	92	10	43	100	NA	NA	NA	NA	NA	NA	NA	NA	NA	NA	NA	NA	NA
SR-3	12/14/1989	2,400	NA	310	27	170	340	NA	NA	NA	NA	NA	NA	NA	NA	NA	NA	NA	NA	NA
SR-3	3/5/1990	70	NA	15	0.8	5.8	10	NA	NA	NA	NA	NA	NA	NA	NA	NA	NA	NA	NA	NA
SR-3	6/14/1990	470	NA	59	2.3	35	50	NA	NA	NA	NA	NA	NA	NA	NA	NA	NA	NA	NA	NA
SR-3	10/2/1990	1,700	NA	91	6.2	7.0	100	NA	NA	NA	NA	NA	NA	NA	NA	NA	NA	NA	NA	NA
SR-3	12/18/1990	140	NA	10	0.8	7.5	14	NA	NA	NA	NA	NA	NA	NA	NA	NA	NA	NA	NA	NA
SR-3	3/4/1994	NA	NA	NA	NA	NA	NA	NA	NA	NA	NA	NA	NA	NA	NA	329.11	14.66	314.45	NA	NA
SR-3	6/16/1994	NA	NA	NA	NA	NA	NA	NA	NA	NA	NA	NA	NA	NA	NA	329.11	14.96	314.15	NA	NA
SR-3	12/31/2001	NA	NA	NA	NA	NA	NA	NA	NA	NA	NA	NA	NA	NA	NA	329.11	13.60	315.51	NA	NA
SR-3	9/27/2002	<2,500	NA	<25	<25	<25	<25	NA	11,000	NA	NA	NA	NA	NA	NA	328.65	14.75	313.90	NA	NA
SR-3	12/27/2002	<2,000	NA	<20	<20	<20	<20	NA	5,100	<20	<20	<20	4,600	NA	<20	328.65	13.65	315.00	NA	NA
SR-3	3/24/2003	<2,500	NA	<25	<25	<25	<50	NA	3,700	NA	NA	NA	NA	NA	NA	328.65	13.52	315.13	NA	NA
SR-3	5/9/2003	<1,000	NA	15	<10	19	48	NA	3,700	NA	NA	NA	8,400	NA	NA	328.65	12.15	316.50	NA	NA
SR-3	7/8/2003	<1,000	NA	<10	<10	<10	<20	NA	2,800	NA	NA	NA	8,300	NA	NA	327.50	30.00	297.50	NA	NA
SR-3	10/15/2003	310	NA	3.2	<2.5	9.1	30	NA	240	NA	NA	NA	3,600	NA	NA	327.50	15.39	312.11	NA	NA
SR-3	1/6/2004	<500	NA	<5.0	<5.0	<5.0	<10	NA	26	NA	NA	NA	3,300	NA	NA	327.50	30.29	297.21	NA	NA
SR-3	4/7/2004	<50	NA	<0.50	<0.50	<0.50	<1.0	NA	4.4	NA	NA	NA	370	NA	NA	327.50	15.49	312.01	NA	NA
SR-3	7/27/2004	<50	NA	<0.50	<0.50	<0.50	<1.0	NA	9.0	<2.0	<2.0	<2.0	390	<50	NA	327.50	15.34	312.16	NA	NA
SR-3	10/29/2004	<100	NA	<1.0	<1.0	<1.0	<2.0	NA	15	<4.0	<4.0	<4.0	780	<100	NA	327.50	15.22	312.28	NA	NA
T-1	6/18/2002	<5,000	NA	<50	<50	<50	<50	NA	20,000	NA	NA	NA	NA	NA	NA	NA	12.31	NA	NA	NA
T-2	9/17/2001	<5,000	NA	<25	<25	<25	<25	NA	29,000	NA	NA	NA	NA	NA	NA	NA	11.48	NA	NA	NA
T-2	12/31/2001	<5,000	NA	<50	<50	<50	<50	NA	31,000	NA	NA	NA	NA	NA	NA	NA	4.96	NA	NA	NA
T-2	3/13/2002	<5,000	NA	<50	<50	<50	<50	NA	48,000	NA	NA	NA	NA	NA	NA	NA	9.76	NA	NA	NA
T-2	6/18/2002	<20,000	NA	<200	<200	<200	<200	NA	100,000	NA	NA	NA	NA	NA	NA	NA	12.58	NA	NA	NA
T-2	9/27/2002	240	NA	0.55	2.8	1.8	2.6	NA	39	NA	NA	NA	NA	NA	NA	NA	8.15	NA	NA	NA
T-2	12/27/2002	2,100	NA	7.8	17	<0.50	11	NA	790	<2.0	<2.0	2.7	1,200	NA	<2.0	NA	6.75	NA	NA	NA
T-2	3/24/2003	550	NA	<2.5	<2.5	<2.5	<5.0	NA	310	NA	NA	NA	NA	NA	NA	NA	11.88	NA	NA	NA
T-2	5/9/2003	220	NA	0.66	0.55	<0.50	1.8	NA	100	NA	NA	NA	92	NA	NA	NA	6.40	NA	NA	NA
T-2	7/8/2003	<500	NA	13	7.4	<5.0	22	NA	990	NA	NA	NA	120	NA	NA	NA	8.16	NA	NA	NA

WELL CONCENTRATIONS
Shell-branded Service Station
3790 Hopyard Road
Pleasanton, CA

Well ID	Date	TPPH (ug/L)	TEPH (ug/L)	B (ug/L)	T (ug/L)	E (ug/L)	X (ug/L)	MTBE 8020 (ug/L)	MTBE 8260 (ug/L)	DIPE (ug/L)	ETBE (ug/L)	TAME (ug/L)	TBA (ug/L)	Ethanol (ug/L)	1,2-DCA (ug/L)	TOC (MSL)	Depth to Water (ft.)	GW Elevation (MSL)	SPH Thickness (ft.)	DO Reading (ppm)
T-2	10/15/2003	220 e	NA	<0.50	<0.50	<0.50	<1.0	NA	13	NA	NA	NA	23	NA	NA	NA	11.15	NA	NA	NA
T-2	1/6/2004	710	NA	<0.50	<0.50	<0.50	1.2	NA	14	NA	NA	NA	9.2	NA	NA	NA	9.10	NA	NA	NA
T-2	4/7/2004	570 e	NA	5.4	<0.50	<0.50	1.2	NA	5.6	NA	NA	NA	11	NA	NA	NA	10.54	NA	NA	NA
T-2	7/27/2004	270	NA	17	1.2	<0.50	2.0	NA	2.9	<2.0	<2.0	<2.0	7.9	<50	NA	NA	9.89	NA	NA	NA
T-2	10/29/2004	180	NA	<0.50	<0.50	<0.50	<1.0	NA	4.2	<2.0	<2.0	<2.0	23	<50	NA	NA	9.42	NA	NA	NA
T-3	6/18/2002	NA	NA	NA	NA	NA	NA	NA	NA	NA	NA	NA	NA	NA	NA	NA	Dry	NA	NA	NA
T-4	6/18/2002	<10,000	NA	<100	<100	<100	<200	NA	97,000	NA	NA	NA	NA	NA	NA	NA	13.50	NA	NA	NA
T-4	12/27/2002	550	NA	5.3	16	0.60	39	NA	140	<2.0	<2.0	<2.0	120	NA	<2.0	NA	7.65	NA	NA	NA
T-4	3/24/2003	1,400	NA	<0.50	1.0	1.2	3.6	NA	15	NA	NA	NA	NA	NA	NA	NA	12.88	NA	NA	NA
T-4	5/9/2003	<50	NA	<0.50	<0.50	<0.50	1.6	NA	14	NA	NA	NA	5.2	NA	NA	NA	7.59	NA	NA	NA
T-4	7/8/2003	730	NA	26	8.9	10	19	NA	1,000	NA	NA	NA	150	NA	NA	NA	9.33	NA	NA	NA
T-4	10/15/2003	1,200	NA	15	6.1	2.8	11	NA	310	NA	NA	NA	980	NA	NA	NA	11.80	NA	NA	NA
T-4	1/6/2004	68	NA	1.1	<0.50	<0.50	<1.0	NA	12	NA	NA	NA	<5.0	NA	NA	NA	9.78	NA	NA	NA
T-4	4/7/2004	1,600	NA	5.1	0.57	<0.50	2.3	NA	6.1	NA	NA	NA	<5.0	NA	NA	NA	11.15	NA	NA	NA
T-4	7/27/2004	590	NA	5.3	0.83	0.52	2.2	NA	4.8	<2.0	<2.0	<2.0	7.5	<50	NA	NA	10.93	NA	NA	NA
T-4	10/29/2004	83	NA	<0.50	<0.50	<0.50	<1.0	NA	1.2	<2.0	<2.0	<2.0	<5.0	<50	NA	NA	10.06	NA	NA	NA
C-1	5/9/2003	NA	NA	NA	NA	NA	NA	NA	NA	NA	NA	NA	NA	NA	NA	331.33	28.50	302.83	NA	NA
C-1	7/8/2003	NA	NA	NA	NA	NA	NA	NA	NA	NA	NA	NA	NA	NA	NA	331.33	28.50	302.83	NA	NA
C-1	10/15/2003	NA	NA	NA	NA	NA	NA	NA	NA	NA	NA	NA	NA	NA	NA	331.33	28.52	302.81	NA	NA
C-1	1/6/2004	NA	NA	NA	NA	NA	NA	NA	NA	NA	NA	NA	NA	NA	NA	331.33	28.21	303.12	NA	NA
C-1	4/7/2004	NA	NA	NA	NA	NA	NA	NA	NA	NA	NA	NA	NA	NA	NA	331.33	28.54	302.79	NA	NA
C-1	7/27/2004	NA	NA	NA	NA	NA	NA	NA	NA	NA	NA	NA	NA	NA	NA	331.33	28.58	302.75	NA	NA
C-1	10/29/2004	NA	NA	NA	NA	NA	NA	NA	NA	NA	NA	NA	NA	NA	NA	331.33	28.58	302.75	NA	NA

WELL CONCENTRATIONS
Shell-branded Service Station
3790 Hopyard Road
Pleasanton, CA

Well ID	Date	TPPH (ug/L)	TEPH (ug/L)	B (ug/L)	T (ug/L)	E (ug/L)	X (ug/L)	MTBE 8020 (ug/L)	MTBE 8260 (ug/L)	DIPE (ug/L)	ETBE (ug/L)	TAME (ug/L)	TBA (ug/L)	Ethanol (ug/L)	1,2-DCA (ug/L)	TOC (MSL)	Depth to Water (ft.)	GW Elevation (MSL)	SPH Thickness (ft.)	DO Reading (ppm)
---------	------	----------------	----------------	-------------	-------------	-------------	-------------	------------------------	------------------------	----------------	----------------	----------------	---------------	-------------------	-------------------	--------------	----------------------------	--------------------------	---------------------------	------------------------

Abbreviations:

TEPH = Total petroleum hydrocarbons as diesel.

TPPH = Total petroleum hydrocarbons as gasoline by EPA Method 8260B; prior to June 18, 2001, analyzed by EPA Method 8015.

BTEX = benzene, toluene, ethylbenzene, xylenes by EPA Method 8260B; prior to June 18, 2001, analyzed by EPA Method 8020.

MTBE = Methyl tertiary butyl ether

DIPE = Di-isopropyl ether, analyzed by EPA Method 8260

ETBE = Ethyl tertiary butyl ether, analyzed by EPA Method 8260

TAME = Tertiary amyl methyl ether, analyzed by EPA Method 8260

TBA = Tertiary butyl alcohol, analyzed by EPA Method 8260

1,2-DCA = 1,2-Dichloroethane, analyzed by EPA Method 8260

TOB = Top of Wellbox Elevation

TOC = Top of Casing Elevation

SPH = Separate-Phase Hydrocarbons

GW = Groundwater

DO = Dissolved Oxygen

ppm = Parts per million

ug/L = Parts per billion

MSL = Mean sea level

ft. = Feet

<n = Below detection limit

(D) = Duplicate sample

WELL CONCENTRATIONS
Shell-branded Service Station
3790 Hopyard Road
Pleasanton, CA

Well ID	Date	TPPH (ug/L)	TEPH (ug/L)	B (ug/L)	T (ug/L)	E (ug/L)	X (ug/L)	MTBE 8020 (ug/L)	MTBE 8260 (ug/L)	DIPE (ug/L)	ETBE (ug/L)	TAME (ug/L)	TBA (ug/L)	Ethanol (ug/L)	1,2-DCA (ug/L)	TOC (MSL)	Depth to Water (ft.)	GW Elevation (MSL)	SPH Thickness (ft.)	DO Reading (ppm)
---------	------	----------------	----------------	-------------	-------------	-------------	-------------	------------------------	------------------------	----------------	----------------	----------------	---------------	-------------------	-------------------	--------------	----------------------------	--------------------------	---------------------------	------------------------

Notes:

- a = Compounds detected within the chromatographic range of gasoline but not characteristic of the standard gasoline pattern.
- b = This sample was analyzed outside of the EPA recommended holding time.
- c = Samples for wells S-6 and S-7 may have been switched.
- d = Survey date only.
- e = Hydrocarbon does not match pattern of laboratory's standard.
- f = The concentration reported reflects individual or discrete unidentified peaks not matching a typical fuel pattern.

Ethanol analyzed by EPA Method 8260.
Corrected groundwater elevation when SPH is present = Top of Casing Elevation - Depth to Water + (0.8 x Hydrocarbon Thickness).
Well T-2 is a backfill well.
Beginning September 23, 2002 depth to water referenced to Top of Casing.
All wells except S-11, S-12, and T-1 through T-4 surveyed March 11, 2002 by Virgil Chavez Land Surveying of Vallejo, CA.
Survey data for wells S-11 and S-12 provided by Cambria Environmental Technology, Inc.
C-1 surveyed March 18, 2003 by Virgil Chavez Land Surveying of Vallejo, CA.
Wells SR-1, SR-2, and SR-3 surveyed September 22, 2003 by Virgil Chavez Land Surveying of Vallejo, CA.

Blaine Tech Services, Inc.

November 15, 2004

1680 Rogers Avenue
San Jose, CA 95112-1105
Attn.: Leon Gearhart
Project#: 041029-DW-1
Project: 98995842
Site: 3790 Hopyard Rd., Pleasanton

Dear Mr. Gearhart,


Attached is our report for your samples received on 11/01/2004 14:11
This report has been reviewed and approved for release. Reproduction of this report
is permitted only in its entirety.

Please note that any unused portion of the samples will be discarded after
12/16/2004 unless you have requested otherwise.

We appreciate the opportunity to be of service to you. If you have any questions,

You can also contact me via email. My email address is: mbrewer@stl-inc.com

Sincerely,



Melissa Brewer
Project Manager

Gas/BTEX Fuel Oxygenates by 8260B (C6-C12)

Blaine Tech Services, Inc.

Attn.: Leon Gearhart

1680 Rogers Avenue

San Jose, CA 95112-1105

Phone: (408) 573-0555 Fax: (408) 573-7771

Project: 041029-DW-1

98995842

Received: 11/01/2004 14:11

Site: 3790 Hopyard Rd., Pleasanton

Samples Reported

Sample Name	Date Sampled	Matrix	Lab #
S-2	10/29/2004 12:15	Water	1
S-3	10/29/2004 11:55	Water	2
S-4	10/29/2004 12:25	Water	3
S-5	10/29/2004 12:50	Water	4
S-6	10/29/2004 10:26	Water	5
S-7	10/29/2004 10:17	Water	6
S-8	10/29/2004 09:25	Water	7
S-9	10/29/2004 08:38	Water	8
S-10	10/29/2004 10:47	Water	9
S-11	10/29/2004 10:17	Water	10
S-12	10/29/2004 11:35	Water	11
T-2	10/29/2004 11:06	Water	12
T-4	10/29/2004 11:20	Water	13
SR-1	10/29/2004 12:17	Water	14
SR-2	10/29/2004 12:23	Water	15
SR-3	10/29/2004 13:17	Water	16

Gas/BTEX Fuel Oxygenates by 8260B (C6-C12)

Blaine Tech Services, Inc.

Attn.: Leon Gearhart

1680 Rogers Avenue
San Jose, CA 95112-1105
Phone: (408) 573-0555 Fax: (408) 573-7771

Project: 041029-DW-1
98995842

Received: 11/01/2004 14:11

Site: 3790 Hopyard Rd., Pleasanton

Prep(s): 5030B	Test(s): 8260B
Sample ID: S-2	Lab ID: 2004-11-0054 - 1
Sampled: 10/29/2004 12:15	Extracted: 11/8/2004 09:45
Matrix: Water	QC Batch#: 2004/11/08-2C.66
Analysis Flag: L2 (See Legend and Note Section)	

Compound	Conc.	RL	Unit	Dilution	Analyzed	Flag
Gasoline [Shell]	ND	250	ug/L	5.00	11/08/2004 09:45	
Benzene	ND	2.5	ug/L	5.00	11/08/2004 09:45	
Toluene	ND	2.5	ug/L	5.00	11/08/2004 09:45	
Ethylbenzene	ND	2.5	ug/L	5.00	11/08/2004 09:45	
Total xylenes	ND	5.0	ug/L	5.00	11/08/2004 09:45	
tert-Butyl alcohol (TBA)	1800	25	ug/L	5.00	11/08/2004 09:45	
Methyl tert-butyl ether (MTBE)	22	2.5	ug/L	5.00	11/08/2004 09:45	
Di-isopropyl Ether (DIPE)	ND	10	ug/L	5.00	11/08/2004 09:45	
Ethyl tert-butyl ether (ETBE)	ND	10	ug/L	5.00	11/08/2004 09:45	
tert-Amyl methyl ether (TAME)	ND	10	ug/L	5.00	11/08/2004 09:45	
Ethanol	ND	250	ug/L	5.00	11/08/2004 09:45	
Surrogate(s)						
1,2-Dichloroethane-d4	95.1	76-130	%	5.00	11/08/2004 09:45	
Toluene-d8	93.0	78-115	%	5.00	11/08/2004 09:45	

Gas/BTEX Fuel Oxygenates by 8260B (C6-C12)

Blaine Tech Services, Inc.

Attn.: Leon Gearhart

1680 Rogers Avenue

San Jose, CA 95112-1105

Phone: (408) 573-0555 Fax: (408) 573-7771

Project: 041029-DW-1
98995842

Received: 11/01/2004 14:11

Site: 3790 Hopyard Rd., Pleasanton

Prep(s): 5030B	Test(s): 8260B
Sample ID: S-3	Lab ID: 2004-11-0054 - 2
Sampled: 10/29/2004 11:55	Extracted: 11/8/2004 10:07
Matrix: Water	QC Batch#: 2004/11/08-2C.66

Compound	Conc.	RL	Unit	Dilution	Analyzed	Flag
Gasoline [Shell]	ND	50	ug/L	1.00	11/08/2004 10:07	
Benzene	ND	0.50	ug/L	1.00	11/08/2004 10:07	
Toluene	ND	0.50	ug/L	1.00	11/08/2004 10:07	
Ethylbenzene	ND	0.50	ug/L	1.00	11/08/2004 10:07	
Total xylenes	ND	1.0	ug/L	1.00	11/08/2004 10:07	
tert-Butyl alcohol (TBA)	ND	5.0	ug/L	1.00	11/08/2004 10:07	
Methyl tert-butyl ether (MTBE)	ND	0.50	ug/L	1.00	11/08/2004 10:07	
Di-isopropyl Ether (DIPE)	ND	2.0	ug/L	1.00	11/08/2004 10:07	
Ethyl tert-butyl ether (ETBE)	ND	2.0	ug/L	1.00	11/08/2004 10:07	
tert-Amyl methyl ether (TAME)	ND	2.0	ug/L	1.00	11/08/2004 10:07	
Ethanol	ND	50	ug/L	1.00	11/08/2004 10:07	
Surrogate(s)						
1,2-Dichloroethane-d4	88.6	76-130	%	1.00	11/08/2004 10:07	
Toluene-d8	99.8	78-115	%	1.00	11/08/2004 10:07	

Gas/BTEX Fuel Oxygenates by 8260B (C6-C12)

Blaine Tech Services, Inc.

Attn.: Leon Gearhart

1680 Rogers Avenue
San Jose, CA 95112-1105
Phone: (408) 573-0555 Fax: (408) 573-7771

Project: 041029-DW-1
98995842

Received: 11/01/2004 14:11

Site: 3790 Hopyard Rd., Pleasanton

Prep(s): 5030B	Test(s): 8260B
Sample ID: S-4	Lab ID: 2004-11-0054 - 3
Sampled: 10/29/2004 12:25	Extracted: 11/8/2004 11:14
Matrix: Water	QC Batch#: 2004/11/08-2C.66
Analysis Flag: L2 (See Legend and Note Section)	

Compound	Conc.	RL	Unit	Dilution	Analyzed	Flag
Gasoline [Shell]	ND	1000	ug/L	20.00	11/08/2004 11:14	
Benzene	ND	10	ug/L	20.00	11/08/2004 11:14	
Toluene	ND	10	ug/L	20.00	11/08/2004 11:14	
Ethylbenzene	ND	10	ug/L	20.00	11/08/2004 11:14	
Total xylenes	ND	20	ug/L	20.00	11/08/2004 11:14	
tert-Butyl alcohol (TBA)	5600	100	ug/L	20.00	11/08/2004 11:14	
Methyl tert-butyl ether (MTBE)	110	10	ug/L	20.00	11/08/2004 11:14	
Di-isopropyl Ether (DIPE)	ND	40	ug/L	20.00	11/08/2004 11:14	
Ethyl tert-butyl ether (ETBE)	ND	40	ug/L	20.00	11/08/2004 11:14	
tert-Amyl methyl ether (TAME)	ND	40	ug/L	20.00	11/08/2004 11:14	
Ethanol	ND	1000	ug/L	20.00	11/08/2004 11:14	
Surrogate(s)						
1,2-Dichloroethane-d4	93.2	76-130	%	20.00	11/08/2004 11:14	
Toluene-d8	94.4	78-115	%	20.00	11/08/2004 11:14	

Severn Trent Laboratories, Inc.

STL San Francisco * 1220 Quarry Lane, Pleasanton, CA 94566

Tel 925 484 1919 Fax 925 484 1096 * www.stl-inc.com * CA DHS ELAP# 2496

11/13/2004 12:34

Page 4 of 27

Gas/BTEX Fuel Oxygenates by 8260B (C6-C12)

Blaine Tech Services, Inc.

Attn.: Leon Gearhart

1680 Rogers Avenue

San Jose, CA 95112-1105

Phone: (408) 573-0555 Fax: (408) 573-7771

Project: 041029-DW-1

98995842

Received: 11/01/2004 14:11

Site: 3790 Hopyard Rd., Pleasanton

Prep(s): 5030B	Test(s): 8260B
Sample ID: S-5	Lab ID: 2004-11-0054 - 4
Sampled: 10/29/2004 12:50	Extracted: 11/8/2004 23:37
Matrix: Water	QC Batch#: 2004/11/08-2C.66
Analysis Flag: L2 (See Legend and Note Section)	

Compound	Conc.	RL	Unit	Dilution	Analyzed	Flag
Gasoline [Shell]	14000	2500	ug/L	1.00	11/08/2004 23:37	
Benzene	93	25	ug/L	1.00	11/08/2004 23:37	
Toluene	ND	25	ug/L	1.00	11/08/2004 23:37	
Ethylbenzene	96	25	ug/L	1.00	11/08/2004 23:37	
Total xylenes	94	50	ug/L	1.00	11/08/2004 23:37	
tert-Butyl alcohol (TBA)	ND	250	ug/L	1.00	11/08/2004 23:37	
Methyl tert-butyl ether (MTBE)	ND	25	ug/L	1.00	11/08/2004 23:37	
Di-isopropyl Ether (DIPE)	ND	100	ug/L	1.00	11/08/2004 23:37	
Ethyl tert-butyl ether (ETBE)	ND	100	ug/L	1.00	11/08/2004 23:37	
tert-Amyl methyl ether (TAME)	ND	100	ug/L	1.00	11/08/2004 23:37	
Ethanol	ND	2500	ug/L	1.00	11/08/2004 23:37	
Surrogate(s)						
1,2-Dichloroethane-d4	96.2	76-130	%	1.00	11/08/2004 23:37	
Toluene-d8	95.0	78-115	%	1.00	11/08/2004 23:37	

Gas/BTEX Fuel Oxygenates by 8260B (C6-C12)

Blaine Tech Services, Inc.

Attn.: Leon Gearhart

1680 Rogers Avenue
San Jose, CA 95112-1105
Phone: (408) 573-0555 Fax: (408) 573-7771

Project: 041029-DW-1
98995842

Received: 11/01/2004 14:11

Site: 3790 Hopyard Rd., Pleasanton

Prep(s): 5030B	Test(s): 8260B
Sample ID: S-6	Lab ID: 2004-11-0054 - 5
Sampled: 10/29/2004 10:26	Extracted: 11/8/2004 12:44
Matrix: Water	QC Batch#: 2004/11/08-2C.66
Analysis Flag: L2 (See Legend and Note Section)	

Compound	Conc.	RL	Unit	Dilution	Analyzed	Flag
Gasoline [Shell]	ND	500	ug/L	10.00	11/08/2004 12:44	
Benzene	ND	5.0	ug/L	10.00	11/08/2004 12:44	
Toluene	ND	5.0	ug/L	10.00	11/08/2004 12:44	
Ethylbenzene	ND	5.0	ug/L	10.00	11/08/2004 12:44	
Total xylenes	ND	10	ug/L	10.00	11/08/2004 12:44	
tert-Butyl alcohol (TBA)	2500	50	ug/L	10.00	11/08/2004 12:44	
Methyl tert-butyl ether (MTBE)	14	5.0	ug/L	10.00	11/08/2004 12:44	
Di-isopropyl Ether (DIPE)	ND	20	ug/L	10.00	11/08/2004 12:44	
Ethyl tert-butyl ether (ETBE)	ND	20	ug/L	10.00	11/08/2004 12:44	
tert-Amyl methyl ether (TAME)	ND	20	ug/L	10.00	11/08/2004 12:44	
Ethanol	ND	500	ug/L	10.00	11/08/2004 12:44	
Surrogate(s)						
1,2-Dichloroethane-d4	90.8	76-130	%	10.00	11/08/2004 12:44	
Toluene-d8	97.7	78-115	%	10.00	11/08/2004 12:44	

Gas/BTEX Fuel Oxygenates by 8260B (C6-C12)

Blaine Tech Services, Inc.

Attn.: Leon Gearhart

1680 Rogers Avenue
San Jose, CA 95112-1105
Phone: (408) 573-0555 Fax: (408) 573-7771

Project: 041029-DW-1
98995842

Received: 11/01/2004 14:11

Site: 3790 Hopyard Rd., Pleasanton

Prep(s): 5030B	Test(s): 8260B
Sample ID: S-7	Lab ID: 2004-11-0054 - 6
Sampled: 10/29/2004 10:17	Extracted: 11/3/2004 23:16
Matrix: Water	QC Batch#: 2004/11/03-2A.66
Analysis Flag: L2 (See Legend and Note Section)	

Compound	Conc.	RL	Unit	Dilution	Analyzed	Flag
Gasoline [Shell]	ND	250	ug/L	5.00	11/03/2004 23:16	
Benzene	ND	2.5	ug/L	5.00	11/03/2004 23:16	
Toluene	ND	2.5	ug/L	5.00	11/03/2004 23:16	
Ethylbenzene	ND	2.5	ug/L	5.00	11/03/2004 23:16	
Total xylenes	ND	5.0	ug/L	5.00	11/03/2004 23:16	
tert-Butyl alcohol (TBA)	52	25	ug/L	5.00	11/03/2004 23:16	
Methyl tert-butyl ether (MTBE)	270	2.5	ug/L	5.00	11/03/2004 23:16	
Di-isopropyl Ether (DIPE)	ND	10	ug/L	5.00	11/03/2004 23:16	
Ethyl tert-butyl ether (ETBE)	ND	10	ug/L	5.00	11/03/2004 23:16	
tert-Amyl methyl ether (TAME)	ND	10	ug/L	5.00	11/03/2004 23:16	
Ethanol	ND	250	ug/L	5.00	11/03/2004 23:16	
Surrogate(s)						
1,2-Dichloroethane-d4	92.3	76-130	%	5.00	11/03/2004 23:16	
Toluene-d8	99.5	78-115	%	5.00	11/03/2004 23:16	

Gas/BTEX Fuel Oxygenates by 8260B (C6-C12)

Blaine Tech Services, Inc.

Attn.: Leon Gearhart

1680 Rogers Avenue
San Jose, CA 95112-1105
Phone: (408) 573-0555 Fax: (408) 573-7771

Project: 041029-DW-1
98995842

Received: 11/01/2004 14:11

Site: 3790 Hopyard Rd., Pleasanton

Prep(s):	5030B	Test(s):	8260B
Sample ID:	S-8	Lab ID:	2004-11-0054 - 7
Sampled:	10/29/2004 09:25	Extracted:	11/3/2004 23:38
Matrix:	Water	QC Batch#:	2004/11/03-2A.66

Compound	Conc.	RL	Unit	Dilution	Analyzed	Flag
Gasoline [Shell]	ND	50	ug/L	1.00	11/03/2004 23:38	
Benzene	ND	0.50	ug/L	1.00	11/03/2004 23:38	
Toluene	ND	0.50	ug/L	1.00	11/03/2004 23:38	
Ethylbenzene	ND	0.50	ug/L	1.00	11/03/2004 23:38	
Total xylenes	ND	1.0	ug/L	1.00	11/03/2004 23:38	
tert-Butyl alcohol (TBA)	ND	5.0	ug/L	1.00	11/03/2004 23:38	
Methyl tert-butyl ether (MTBE)	25	0.50	ug/L	1.00	11/03/2004 23:38	
Di-isopropyl Ether (DIPE)	ND	2.0	ug/L	1.00	11/03/2004 23:38	
Ethyl tert-butyl ether (ETBE)	ND	2.0	ug/L	1.00	11/03/2004 23:38	
tert-Amyl methyl ether (TAME)	ND	2.0	ug/L	1.00	11/03/2004 23:38	
Ethanol	ND	50	ug/L	1.00	11/03/2004 23:38	
Surrogate(s)						
1,2-Dichloroethane-d4	93.2	76-130	%	1.00	11/03/2004 23:38	
Toluene-d8	98.3	78-115	%	1.00	11/03/2004 23:38	

Gas/BTEX Fuel Oxygenates by 8260B (C6-C12)

Blaine Tech Services, Inc.

Attn.: Leon Gearhart

1680 Rogers Avenue
San Jose, CA 95112-1105
Phone: (408) 573-0555 Fax: (408) 573-7771

Project: 041029-DW-1
98995842

Received: 11/01/2004 14:11

Site: 3790 Hopyard Rd., Pleasanton

Prep(s): 5030B	Test(s): 8260B
Sample ID: S-9	Lab ID: 2004-11-0054 - 8
Sampled: 10/29/2004 08:38	Extracted: 11/4/2004 00:00
Matrix: Water	QC Batch#: 2004/11/03-2A.66
Analysis Flag: L2 (See Legend and Note Section)	

Compound	Conc.	RL	Unit	Dilution	Analyzed	Flag
Gasoline [Shell]	ND	100	ug/L	2.00	11/04/2004	
Benzene	ND	1.0	ug/L	2.00	11/04/2004	
Toluene	ND	1.0	ug/L	2.00	11/04/2004	
Ethylbenzene	ND	1.0	ug/L	2.00	11/04/2004	
Total xylenes	ND	2.0	ug/L	2.00	11/04/2004	
tert-Butyl alcohol (TBA)	ND	10	ug/L	2.00	11/04/2004	
Methyl tert-butyl ether (MTBE)	240	1.0	ug/L	2.00	11/04/2004	
Di-isopropyl Ether (DIPE)	ND	4.0	ug/L	2.00	11/04/2004	
Ethyl tert-butyl ether (ETBE)	ND	4.0	ug/L	2.00	11/04/2004	
tert-Amyl methyl ether (TAME)	ND	4.0	ug/L	2.00	11/04/2004	
Ethanol	ND	100	ug/L	2.00	11/04/2004	
Surrogate(s)						
1,2-Dichloroethane-d4	94.8	76-130	%	2.00	11/04/2004	
Toluene-d8	94.8	78-115	%	2.00	11/04/2004	

Gas/BTEX Fuel Oxygenates by 8260B (C6-C12)

Blaine Tech Services, Inc.

Attn.: Leon Gearhart

1680 Rogers Avenue
San Jose, CA 95112-1105
Phone: (408) 573-0555 Fax: (408) 573-7771

Project: 041029-DW-1
98995842

Received: 11/01/2004 14:11

Site: 3790 Hopyard Rd., Pleasanton

Prep(s): 5030B	Test(s): 8260B
Sample ID: S-10	Lab ID: 2004-11-0054 - 9
Sampled: 10/29/2004 10:47	Extracted: 11/4/2004 00:22
Matrix: Water	QC Batch#: 2004/11/03-2A.66

Compound	Conc.	RL	Unit	Dilution	Analyzed	Flag
Gasoline [Shell]	ND	50	ug/L	1.00	11/04/2004 00:22	
Benzene	ND	0.50	ug/L	1.00	11/04/2004 00:22	
Toluene	ND	0.50	ug/L	1.00	11/04/2004 00:22	
Ethylbenzene	ND	0.50	ug/L	1.00	11/04/2004 00:22	
Total xylenes	ND	1.0	ug/L	1.00	11/04/2004 00:22	
tert-Butyl alcohol (TBA)	ND	5.0	ug/L	1.00	11/04/2004 00:22	
Methyl tert-butyl ether (MTBE)	ND	0.50	ug/L	1.00	11/04/2004 00:22	
Di-isopropyl Ether (DIPE)	ND	2.0	ug/L	1.00	11/04/2004 00:22	
Ethyl tert-butyl ether (ETBE)	ND	2.0	ug/L	1.00	11/04/2004 00:22	
tert-Amyl methyl ether (TAME)	ND	2.0	ug/L	1.00	11/04/2004 00:22	
Ethanol	ND	50	ug/L	1.00	11/04/2004 00:22	
Surrogate(s)						
1,2-Dichloroethane-d4	96.8	76-130	%	1.00	11/04/2004 00:22	
Toluene-d8	94.5	78-115	%	1.00	11/04/2004 00:22	

Gas/BTEX Fuel Oxygenates by 8260B (C6-C12)

Blaine Tech Services, Inc.

Attn.: Leon Gearhart

1680 Rogers Avenue

San Jose, CA 95112-1105

Phone: (408) 573-0555 Fax: (408) 573-7771

Project: 041029-DW-1
98995842

Received: 11/01/2004 14:11

Site: 3790 Hopyard Rd., Pleasanton

Prep(s): 5030B	Test(s): 8260B
Sample ID: S-11	Lab ID: 2004-11-0054 - 10
Sampled: 10/29/2004 10:17	Extracted: 11/4/2004 00:45
Matrix: Water	QC Batch#: 2004/11/03-2A.66

Compound	Conc.	RL	Unit	Dilution	Analyzed	Flag
Gasoline [Shell]	ND	50	ug/L	1.00	11/04/2004 00:45	
Benzene	ND	0.50	ug/L	1.00	11/04/2004 00:45	
Toluene	ND	0.50	ug/L	1.00	11/04/2004 00:45	
Ethylbenzene	ND	0.50	ug/L	1.00	11/04/2004 00:45	
Total xylenes	ND	1.0	ug/L	1.00	11/04/2004 00:45	
tert-Butyl alcohol (TBA)	ND	5.0	ug/L	1.00	11/04/2004 00:45	
Methyl tert-butyl ether (MTBE)	9.7	0.50	ug/L	1.00	11/04/2004 00:45	
Di-isopropyl Ether (DIPE)	ND	2.0	ug/L	1.00	11/04/2004 00:45	
Ethyl tert-butyl ether (ETBE)	ND	2.0	ug/L	1.00	11/04/2004 00:45	
tert-Amyl methyl ether (TAME)	ND	2.0	ug/L	1.00	11/04/2004 00:45	
Ethanol	ND	50	ug/L	1.00	11/04/2004 00:45	
Surrogate(s)						
1,2-Dichloroethane-d4	89.5	76-130	%	1.00	11/04/2004 00:45	
Toluene-d8	99.5	78-115	%	1.00	11/04/2004 00:45	

Gas/BTEX Fuel Oxygenates by 8260B (C6-C12)

Blaine Tech Services, Inc.

Attn.: Leon Gearhart

1680 Rogers Avenue
San Jose, CA 95112-1105
Phone: (408) 573-0555 Fax: (408) 573-7771

Project: 041029-DW-1
98995842

Received: 11/01/2004 14:11

Site: 3790 Hopyard Rd., Pleasanton

Prep(s): 5030B	Test(s): 8260B
Sample ID: S-12	Lab ID: 2004-11-0054 - 11
Sampled: 10/29/2004 11:35	Extracted: 11/4/2004 01:08
Matrix: Water	QC Batch#: 2004/11/03-2A.66

Compound	Conc.	RL	Unit	Dilution	Analyzed	Flag
Gasoline [Shell]	ND	50	ug/L	1.00	11/04/2004 01:08	Q6
Benzene	ND	0.50	ug/L	1.00	11/04/2004 01:08	
Toluene	ND	0.50	ug/L	1.00	11/04/2004 01:08	
Ethylbenzene	ND	0.50	ug/L	1.00	11/04/2004 01:08	
Total xylenes	ND	1.0	ug/L	1.00	11/04/2004 01:08	
tert-Butyl alcohol (TBA)	ND	5.0	ug/L	1.00	11/04/2004 01:08	
Methyl tert-butyl ether (MTBE)	1.3	0.50	ug/L	1.00	11/04/2004 01:08	
Di-isopropyl Ether (DIPE)	ND	2.0	ug/L	1.00	11/04/2004 01:08	
Ethyl tert-butyl ether (ETBE)	ND	2.0	ug/L	1.00	11/04/2004 01:08	
tert-Amyl methyl ether (TAME)	ND	2.0	ug/L	1.00	11/04/2004 01:08	
Ethanol	ND	50	ug/L	1.00	11/04/2004 01:08	
Surrogate(s)						
1,2-Dichloroethane-d4	96.0	76-130	%	1.00	11/04/2004 01:08	
Toluene-d8	98.1	78-115	%	1.00	11/04/2004 01:08	

Gas/BTEX Fuel Oxygenates by 8260B (C6-C12)

Blaine Tech Services, Inc.

Attn.: Leon Gearhart

1680 Rogers Avenue

San Jose, CA 95112-1105

Phone: (408) 573-0555 Fax: (408) 573-7771

Project: 041029-DW-1

98995842

Received: 11/01/2004 14:11

Site: 3790 Hopyard Rd., Pleasanton

Prep(s):	5030B	Test(s):	8260B
Sample ID:	T-2	Lab ID:	2004-11-0054 - 12
Sampled:	10/29/2004 11:06	Extracted:	11/4/2004 01:30
Matrix:	Water	QC Batch#:	2004/11/03-2A.66

Compound	Conc.	RL	Unit	Dilution	Analyzed	Flag
Gasoline [Shell]	180	50	ug/L	1.00	11/04/2004 01:30	
Benzene	ND	0.50	ug/L	1.00	11/04/2004 01:30	
Toluene	ND	0.50	ug/L	1.00	11/04/2004 01:30	
Ethylbenzene	ND	0.50	ug/L	1.00	11/04/2004 01:30	
Total xylenes	ND	1.0	ug/L	1.00	11/04/2004 01:30	
tert-Butyl alcohol (TBA)	23	5.0	ug/L	1.00	11/04/2004 01:30	
Methyl tert-butyl ether (MTBE)	4.2	0.50	ug/L	1.00	11/04/2004 01:30	
Di-isopropyl Ether (DIPE)	ND	2.0	ug/L	1.00	11/04/2004 01:30	
Ethyl tert-butyl ether (ETBE)	ND	2.0	ug/L	1.00	11/04/2004 01:30	
tert-Amyl methyl ether (TAME)	ND	2.0	ug/L	1.00	11/04/2004 01:30	
Ethanol	ND	50	ug/L	1.00	11/04/2004 01:30	
Surrogate(s)						
1,2-Dichloroethane-d4	94.1	76-130	%	1.00	11/04/2004 01:30	
Toluene-d8	95.7	78-115	%	1.00	11/04/2004 01:30	

Gas/BTEX Fuel Oxygenates by 8260B (C6-C12)

Blaine Tech Services, Inc.

Attn.: Leon Gearhart

1680 Rogers Avenue
San Jose, CA 95112-1105
Phone: (408) 573-0555 Fax: (408) 573-7771

Project: 041029-DW-1
98995842

Received: 11/01/2004 14:11

Site: 3790 Hopyard Rd., Pleasanton

Prep(s): 5030B	Test(s): 8260B
Sample ID: T-4	Lab ID: 2004-11-0054 - 13
Sampled: 10/29/2004 11:20	Extracted: 11/4/2004 01:52
Matrix: Water	QC Batch#: 2004/11/03-2A.66

Compound	Conc.	RL	Unit	Dilution	Analyzed	Flag
Gasoline [Shell]	83	50	ug/L	1.00	11/04/2004 01:52	
Benzene	ND	0.50	ug/L	1.00	11/04/2004 01:52	
Toluene	ND	0.50	ug/L	1.00	11/04/2004 01:52	
Ethylbenzene	ND	0.50	ug/L	1.00	11/04/2004 01:52	
Total xylenes	ND	1.0	ug/L	1.00	11/04/2004 01:52	
tert-Butyl alcohol (TBA)	ND	5.0	ug/L	1.00	11/04/2004 01:52	
Methyl tert-butyl ether (MTBE)	1.2	0.50	ug/L	1.00	11/04/2004 01:52	
Di-isopropyl Ether (DIPE)	ND	2.0	ug/L	1.00	11/04/2004 01:52	
Ethyl tert-butyl ether (ETBE)	ND	2.0	ug/L	1.00	11/04/2004 01:52	
tert-Amyl methyl ether (TAME)	ND	2.0	ug/L	1.00	11/04/2004 01:52	
Ethanol	ND	50	ug/L	1.00	11/04/2004 01:52	
Surrogate(s)						
1,2-Dichloroethane-d4	90.3	76-130	%	1.00	11/04/2004 01:52	
Toluene-d8	96.7	78-115	%	1.00	11/04/2004 01:52	

Gas/BTEX Fuel Oxygenates by 8260B (C6-C12)

Blaine Tech Services, Inc.

Attn.: Leon Gearhart

1680 Rogers Avenue

San Jose, CA 95112-1105

Phone: (408) 573-0555 Fax: (408) 573-7771

Project: 041029-DW-1
98995842

Received: 11/01/2004 14:11

Site: 3790 Hopyard Rd., Pleasanton

Prep(s): 5030B	Test(s): 8260B
Sample ID: SR-1	Lab ID: 2004-11-0054 - 14
Sampled: 10/29/2004 12:17	Extracted: 11/4/2004 02:15
Matrix: Water	QC Batch#: 2004/11/03-2A.66
Analysis Flag: L2 (See Legend and Note Section)	

Compound	Conc.	RL	Unit	Dilution	Analyzed	Flag
Gasoline [Shell]	ND	500	ug/L	10.00	11/04/2004 02:15	
Benzene	ND	5.0	ug/L	10.00	11/04/2004 02:15	
Toluene	ND	5.0	ug/L	10.00	11/04/2004 02:15	
Ethylbenzene	ND	5.0	ug/L	10.00	11/04/2004 02:15	
Total xylenes	ND	10	ug/L	10.00	11/04/2004 02:15	
tert-Butyl alcohol (TBA)	1400	50	ug/L	10.00	11/04/2004 02:15	
Methyl tert-butyl ether (MTBE)	11	5.0	ug/L	10.00	11/04/2004 02:15	
Di-isopropyl Ether (DIPE)	ND	20	ug/L	10.00	11/04/2004 02:15	
Ethyl tert-butyl ether (ETBE)	ND	20	ug/L	10.00	11/04/2004 02:15	
tert-Amyl methyl ether (TAME)	ND	20	ug/L	10.00	11/04/2004 02:15	
Ethanol	ND	500	ug/L	10.00	11/04/2004 02:15	
Surrogate(s)						
1,2-Dichloroethane-d4	95.2	76-130	%	10.00	11/04/2004 02:15	
Toluene-d8	92.2	78-115	%	10.00	11/04/2004 02:15	

Gas/BTEX Fuel Oxygenates by 8260B (C6-C12)

Blaine Tech Services, Inc.

Attn.: Leon Gearhart

1680 Rogers Avenue
San Jose, CA 95112-1105
Phone: (408) 573-0555 Fax: (408) 573-7771

Project: 041029-DW-1
98995842

Received: 11/01/2004 14:11

Site: 3790 Hopyard Rd., Pleasanton

Prep(s): 5030B	Test(s): 8260B
Sample ID: SR-2	Lab ID: 2004-11-0054 - 15
Sampled: 10/29/2004 12:23	Extracted: 11/4/2004 02:38
Matrix: Water	QC Batch#: 2004/11/03-2A.66
Analysis Flag: L2 (See Legend and Note Section)	

Compound	Conc.	RL	Unit	Dilution	Analyzed	Flag
Gasoline [Shell]	ND	1300	ug/L	25.00	11/04/2004 02:38	
Benzene	ND	13	ug/L	25.00	11/04/2004 02:38	
Toluene	ND	13	ug/L	25.00	11/04/2004 02:38	
Ethylbenzene	ND	13	ug/L	25.00	11/04/2004 02:38	
Total xylenes	ND	25	ug/L	25.00	11/04/2004 02:38	
tert-Butyl alcohol (TBA)	7600	130	ug/L	25.00	11/04/2004 02:38	
Methyl tert-butyl ether (MTBE)	47	13	ug/L	25.00	11/04/2004 02:38	
Di-isopropyl Ether (DIPE)	ND	50	ug/L	25.00	11/04/2004 02:38	
Ethyl tert-butyl ether (ETBE)	ND	50	ug/L	25.00	11/04/2004 02:38	
tert-Amyl methyl ether (TAME)	ND	50	ug/L	25.00	11/04/2004 02:38	
Ethanol	ND	1300	ug/L	25.00	11/04/2004 02:38	
Surrogate(s)						
1,2-Dichloroethane-d4	97.8	76-130	%	25.00	11/04/2004 02:38	
Toluene-d8	95.9	78-115	%	25.00	11/04/2004 02:38	

Gas/BTEX Fuel Oxygenates by 8260B (C6-C12)

Blaine Tech Services, Inc.

Attn.: Leon Gearhart

1680 Rogers Avenue

San Jose, CA 95112-1105

Phone: (408) 573-0555 Fax: (408) 573-7771

Project: 041029-DW-1

98995842

Received: 11/01/2004 14:11

Site: 3790 Hopyard Rd., Pleasanton

Prep(s): 5030B	Test(s): 8260B
Sample ID: SR-3	Lab ID: 2004-11-0054 - 16
Sampled: 10/29/2004 13:17	Extracted: 11/4/2004 12:07
Matrix: Water	QC Batch#: 2004/11/04-1C.64
Analysis Flag: L2 (See Legend and Note Section)	

Compound	Conc.	RL	Unit	Dilution	Analyzed	Flag
Gasoline [Shell]	ND	100	ug/L	2.00	11/04/2004 12:07	
Benzene	ND	1.0	ug/L	2.00	11/04/2004 12:07	
Toluene	ND	1.0	ug/L	2.00	11/04/2004 12:07	
Ethylbenzene	ND	1.0	ug/L	2.00	11/04/2004 12:07	
Total xylenes	ND	2.0	ug/L	2.00	11/04/2004 12:07	
tert-Butyl alcohol (TBA)	780	10	ug/L	2.00	11/04/2004 12:07	
Methyl tert-butyl ether (MTBE)	15	1.0	ug/L	2.00	11/04/2004 12:07	
Di-isopropyl Ether (DIPE)	ND	4.0	ug/L	2.00	11/04/2004 12:07	
Ethyl tert-butyl ether (ETBE)	ND	4.0	ug/L	2.00	11/04/2004 12:07	
tert-Amyl methyl ether (TAME)	ND	4.0	ug/L	2.00	11/04/2004 12:07	
Ethanol	ND	100	ug/L	2.00	11/04/2004 12:07	
Surrogate(s)						
1,2-Dichloroethane-d4	97.6	76-130	%	2.00	11/04/2004 12:07	
Toluene-d8	102.6	78-115	%	2.00	11/04/2004 12:07	

Gas/BTEX Fuel Oxygenates by 8260B (C6-C12)

Blaine Tech Services, Inc.

Attn.: Leon Gearhart

1680 Rogers Avenue
San Jose, CA 95112-1105
Phone: (408) 573-0555 Fax: (408) 573-7771

Project: 041029-DW-1
98995842

Received: 11/01/2004 14:11

Site: 3790 Hopyard Rd., Pleasanton

Batch QC Report					
Prep(s): 5030B		Water		Test(s): 8260B	
Method Blank				QC Batch # 2004/11/03-2A.66	
MB: 2004/11/03-2A.66-041				Date Extracted: 11/03/2004 18:41	
Compound	Conc.	RL	Unit	Analyzed	Flag
Gasoline [Shell]	ND	50	ug/L	11/03/2004 18:41	
tert-Butyl alcohol (TBA)	ND	5.0	ug/L	11/03/2004 18:41	
Methyl tert-butyl ether (MTBE)	ND	0.5	ug/L	11/03/2004 18:41	
Di-isopropyl Ether (DIPE)	ND	2.0	ug/L	11/03/2004 18:41	
Ethyl tert-butyl ether (ETBE)	ND	2.0	ug/L	11/03/2004 18:41	
tert-Amyl methyl ether (TAME)	ND	2.0	ug/L	11/03/2004 18:41	
Benzene	ND	0.5	ug/L	11/03/2004 18:41	
Toluene	ND	0.5	ug/L	11/03/2004 18:41	
Ethylbenzene	ND	0.5	ug/L	11/03/2004 18:41	
Total xylenes	ND	1.0	ug/L	11/03/2004 18:41	
Ethanol	ND	50	ug/L	11/03/2004 18:41	
Surrogates(s)					
1,2-Dichloroethane-d4	91.4	76-130	%	11/03/2004 18:41	
Toluene-d8	92.8	78-115	%	11/03/2004 18:41	

Gas/BTEX Fuel Oxygenates by 8260B (C6-C12)

Blaine Tech Services, Inc.

Attn.: Leon Gearhart

1680 Rogers Avenue

San Jose, CA 95112-1105

Phone: (408) 573-0555 Fax: (408) 573-7771

Project: 041029-DW-1

98995842

Received: 11/01/2004 14:11

Site: 3790 Hopyard Rd., Pleasanton

Batch QC Report		
Prep(s): 5030B		Test(s): 8260B
Method Blank	Water	QC Batch # 2004/11/04-1C.64
MB: 2004/11/04-1C.64-002		Date Extracted: 11/04/2004 07:51

Compound	Conc.	RL	Unit	Analyzed	Flag
Gasoline [Shell]	ND	50	ug/L	11/04/2004 07:51	
tert-Butyl alcohol (TBA)	ND	5.0	ug/L	11/04/2004 07:51	
Methyl tert-butyl ether (MTBE)	ND	0.5	ug/L	11/04/2004 07:51	
Di-isopropyl Ether (DIPE)	ND	2.0	ug/L	11/04/2004 07:51	
Ethyl tert-butyl ether (ETBE)	ND	2.0	ug/L	11/04/2004 07:51	
tert-Amyl methyl ether (TAME)	ND	2.0	ug/L	11/04/2004 07:51	
Benzene	ND	0.5	ug/L	11/04/2004 07:51	
Toluene	ND	0.5	ug/L	11/04/2004 07:51	
Ethylbenzene	ND	0.5	ug/L	11/04/2004 07:51	
Total xylenes	ND	1.0	ug/L	11/04/2004 07:51	
Ethanol	ND	50	ug/L	11/04/2004 07:51	
Surrogates(s)					
1,2-Dichloroethane-d4	90.6	76-130	%	11/04/2004 07:51	
Toluene-d8	98.4	78-115	%	11/04/2004 07:51	

Gas/BTEX Fuel Oxygenates by 8260B (C6-C12)

Blaine Tech Services, Inc.

Attn.: Leon Gearhart

1680 Rogers Avenue
San Jose, CA 95112-1105
Phone: (408) 573-0555 Fax: (408) 573-7771

Project: 041029-DW-1
98995842

Received: 11/01/2004 14:11

Site: 3790 Hopyard Rd., Pleasanton

Batch QC Report		
Prep(s): 5030B		Test(s): 8260B
Method Blank	Water	QC Batch # 2004/11/08-2C.66
MB: 2004/11/08-2C.66-013		Date Extracted: 11/08/2004 09:13

Compound	Conc.	RL	Unit	Analyzed	Flag
Gasoline [Shell]	ND	50	ug/L	11/08/2004 09:13	
tert-Butyl alcohol (TBA)	ND	5.0	ug/L	11/08/2004 09:13	
Methyl tert-butyl ether (MTBE)	ND	0.5	ug/L	11/08/2004 09:13	
Di-isopropyl Ether (DIPE)	ND	2.0	ug/L	11/08/2004 09:13	
Ethyl tert-butyl ether (ETBE)	ND	2.0	ug/L	11/08/2004 09:13	
tert-Amyl methyl ether (TAME)	ND	2.0	ug/L	11/08/2004 09:13	
Benzene	ND	0.5	ug/L	11/08/2004 09:13	
Toluene	ND	0.5	ug/L	11/08/2004 09:13	
Ethylbenzene	ND	0.5	ug/L	11/08/2004 09:13	
Total xylenes	ND	1.0	ug/L	11/08/2004 09:13	
Ethanol	ND	50	ug/L	11/08/2004 09:13	
Surrogates(s)					
1,2-Dichloroethane-d4	88.8	76-130	%	11/08/2004 09:13	
Toluene-d8	94.0	78-115	%	11/08/2004 09:13	

Gas/BTEX Fuel Oxygenates by 8260B (C6-C12)

Blaine Tech Services, Inc.

Attn.: Leon Gearhart

1680 Rogers Avenue

San Jose, CA 95112-1105

Phone: (408) 573-0555 Fax: (408) 573-7771

Project: 041029-DW-1
98995842

Received: 11/01/2004 14:11

Site: 3790 Hopyard Rd., Pleasanton

Batch QC Report									
Prep(s): 5030B					Test(s): 8260B				
Laboratory Control Spike			Water			QC Batch # 2004/11/03-2A.66			
LCS	2004/11/03-2A.66-018		Extracted: 11/03/2004			Analyzed: 11/03/2004 18:18			
LCSD									

Compound	Conc. ug/L		Exp.Conc.	Recovery %		RPD %	Ctri.Limits %		Flags	
	LCS	LCSD		LCS	LCSD		Rec.	RPD	LCS	LCSD
Methyl tert-butyl ether (MTBE)	27.9		25	111.6			65-165	20		
Benzene	28.4		25	113.6			69-129	20		
Toluene	27.6		25	110.4			70-130	20		
Surrogates(s)										
1,2-Dichloroethane-d4	413		500	82.6			76-130			
Toluene-d8	485		500	97.0			78-115			

Gas/BTEX Fuel Oxygenates by 8260B (C6-C12)

Blaine Tech Services, Inc.

Attn.: Leon Gearhart

1680 Rogers Avenue
San Jose, CA 95112-1105
Phone: (408) 573-0555 Fax: (408) 573-7771

Project: 041029-DW-1
98995842

Received: 11/01/2004 14:11

Site: 3790 Hopyard Rd., Pleasanton

Batch QC Report									
Prep(s): 5030B						Test(s): 8260B			
Laboratory Control Spike				Water		QC Batch # 2004/11/04-1C.64			
LCS		2004/11/04-1C.64-001		Extracted: 11/04/2004		Analyzed: 11/04/2004 07:29			
LCSD									

Compound	Conc. ug/L		Exp.Conc.	Recovery %		RPD %	Ctrl.Limits %		Flags	
	LCS	LCSD		LCS	LCSD		Rec.	RPD	LCS	LCSD
Methyl tert-butyl ether (MTBE)	19.7		25	78.8			65-165	20		
Benzene	18.9		25	75.6			69-129	20		
Toluene	19.3		25	77.2			70-130	20		
Surrogates(s)										
1,2-Dichloroethane-d4	458		500	91.6			76-130			
Toluene-d8	510		500	102.0			78-115			

Gas/BTEX Fuel Oxygenates by 8260B (C6-C12)

Blaine Tech Services, Inc.

Attn.: Leon Gearhart

1680 Rogers Avenue
San Jose, CA 95112-1105
Phone: (408) 573-0555 Fax: (408) 573-7771

Project: 041029-DW-1
98995842

Received: 11/01/2004 14:11

Site: 3790 Hopyard Rd., Pleasanton

Batch QC Report									
Prep(s): 5030B					Test(s): 8260B				
Laboratory Control Spike			Water			QC Batch # 2004/11/08-2C.66			
LCS	2004/11/08-2C.66-050		Extracted: 11/08/2004			Analyzed: 11/08/2004 08:50			
LCSD									

Compound	Conc. ug/L		Exp.Conc.	Recovery %		RPD %	Ctrl.Limits %		Flags	
	LCS	LCSD		LCS	LCSD		Rec.	RPD	LCS	LCSD
Methyl tert-butyl ether (MTBE)	23.8		25	95.2			65-165	20		
Benzene	27.6		25	110.4			69-129	20		
Toluene	27.2		25	108.8			70-130	20		
Surrogates(s)										
1,2-Dichloroethane-d4	414		500	82.8			76-130			
Toluene-d8	462		500	92.4			78-115			

Gas/BTEX Fuel Oxygenates by 8260B (C6-C12)

Blaine Tech Services, Inc.

Attn.: Leon Gearhart

1680 Rogers Avenue
San Jose, CA 95112-1105
Phone: (408) 573-0555 Fax: (408) 573-7771

Project: 041029-DW-1
98995842

Received: 11/01/2004 14:11

Site: 3790 Hopyard Rd., Pleasanton

Batch QC Report						
Prep(s):	5030B				Test(s):	8260B
Matrix Spike (MS / MSD)	Water			QC Batch # 2004/11/03-2A.66		
MS/MSD				Lab ID:	2004-10-0957 - 004	
MS:	2004/11/03-2A.66-038	Extracted: 11/03/2004		Analyzed:	11/03/2004 20:38	
				Dilution:	1.00	
MSD:	2004/11/03-2A.66-001	Extracted: 11/03/2004		Analyzed:	11/03/2004 21:01	
				Dilution:	1.00	

Compound	Conc. ug/L		Spk. Level	Recovery %			Limits %		Flags		
	MS	MSD		Sample	ug/L	MS	MSD	RPD	Rec.	RPD	MS
Benzene	32.0	28.4	ND	25	128.0	113.6	11.9	69-129	20		
Toluene	29.9	26.9	ND	25	119.6	107.6	10.6	70-130	20		
Methyl tert-butyl ether	31.9	26.6	ND	25	127.6	106.4	18.1	65-165	20		
Surrogate(s)											
1,2-Dichloroethane-d4	419	423		500	83.8	84.6		76-130			
Toluene-d8	481	478		500	96.2	95.6		78-115			

Gas/BTEX Fuel Oxygenates by 8260B (C6-C12)

Blaine Tech Services, Inc.

Attn.: Leon Gearhart

1680 Rogers Avenue

San Jose, CA 95112-1105

Phone: (408) 573-0555 Fax: (408) 573-7771

Project: 041029-DW-1

98995842

Received: 11/01/2004 14:11

Site: 3790 Hopyard Rd., Pleasanton

Batch QC Report			
Prep(s): 5030B			Test(s): 8260B
Matrix Spike (MS / MSD)	Water		QC Batch # 2004/11/04-1C.64
MS/MSD			Lab ID: 2004-10-0972 - 002
MS: 2004/11/04-1C.64-031	Extracted: 11/04/2004	Analyzed: 11/04/2004 09:31	Dilution: 1.00
MSD: 2004/11/04-1C.64-053	Extracted: 11/04/2004	Analyzed: 11/04/2004 09:53	Dilution: 1.00

Compound	Conc. ug/L			Spk.Level	Recovery %			Limits %		Flags	
	MS	MSD	Sample		ug/L	MS	MSD	RPD	Rec.	RPD	MS
Methyl tert-butyl ether	22.1	23.0	ND	25	88.4	92.0	4.0	65-165	20		
Benzene	21.5	21.8	ND	25	86.0	87.2	1.4	69-129	20		
Toluene	21.6	22.2	ND	25	86.4	88.8	2.7	70-130	20		
Surrogate(s)											
1,2-Dichloroethane-d4	437	445		500	87.4	89.0		76-130			
Toluene-d8	502	508		500	100.4	101.6		78-115			

Gas/BTEX Fuel Oxygenates by 8260B (C6-C12)

Blaine Tech Services, Inc.

Attn.: Leon Gearhart

1680 Rogers Avenue

San Jose, CA 95112-1105

Phone: (408) 573-0555 Fax: (408) 573-7771

Project: 041029-DW-1

98995842

Received: 11/01/2004 14:11

Site: 3790 Hopyard Rd., Pleasanton

Batch QC Report			
Prep(s): 5030B			Test(s): 8260B
Matrix Spike (MS / MSD)	Water		QC Batch # 2004/11/08-2C.66
S-3 >> MS			Lab ID: 2004-11-0054 - 002
MS: 2004/11/08-2C.66-029	Extracted: 11/08/2004	Analyzed: 11/08/2004 10:29	Dilution: 1.00
MSD: 2004/11/08-2C.66-052	Extracted: 11/08/2004	Analyzed: 11/08/2004 10:52	Dilution: 1.00

Compound	Conc. ug/L			Spk Level	Recovery %			Limits %		Flags	
	MS	MSD	Sample		ug/L	MS	MSD	RPD	Rec.	RPD	MS
Methyl tert-butyl ether	27.7	24.5	ND	25	110.8	98.0	12.3	65-165	20		
Benzene	28.6	27.0	ND	25	114.4	108.0	5.8	69-129	20		
Toluene	28.7	27.8	ND	25	114.8	111.2	3.2	70-130	20		
Surrogate(s)											
1,2-Dichloroethane-d4	428	425		500	85.6	85.0		76-130			
Toluene-d8	478	495		500	95.6	99.0		78-115			

Gas/BTEX Fuel Oxygenates by 8260B (C6-C12)

Blaine Tech Services, Inc.

Attn.: Leon Gearhart

1680 Rogers Avenue

San Jose, CA 95112-1105

Phone: (408) 573-0555 Fax: (408) 573-7771

Project: 041029-DW-1
98995842

Received: 11/01/2004 14:11

Site: 3790 Hopyard Rd., Pleasanton

Legend and Notes

Sample Comment

Lab ID: 2004-11-0054 -11

Siloxane peaks were found in the sample that are not believed to be gasoline related. If they were quantified as gasoline, the concentration would be 65ug/L.

Analysis Flag

L2

Reporting limits were raised due to high level of analyte present in the sample.

Result Flag

Q6

The concentration reported reflect(s) individual or discrete unidentified peaks not matching a typical fuel pattern.

Lab Identification (if necessary):

Address:

City, State, Zip:

Shell Project Manager to be involved:

- SCIENCE & ENGINEERING
- TECHNICAL SERVICES
- CRMT HOUSTON

Karen Petryna

2004-11-0054

INCIDENT NUMBER (B&E ONLY):

9 8 9 9 5 8 4 2

SAP or CRMT NUMBER (S&CRMT):

DATE: 10-29-04

PAGE: 1 of 2

ANALYST OR ANALYST'S NAME: Blaine Tech Services	LAB CODE: BTSS	SITE ADDRESS (Street and City): 3790 Hopyard Rd., Pleasanton	GLOBAL ID NO.: T0600101257
ADDRESS: 1680 Rogers Avenue, San Jose, CA 95112	CUP DELIVERABLE TO (Responsible Party or Designer): Ana Friel		PHONE NO.: (707) 442-2700
PRIMARY CONTACT (Name, Title or POC Request to): Leon Gearhart	E-MAIL: lgearhart@blainetech.com		E-MAIL: sonomaedl@cambrisa-env.com
TELEPHONE: 408-573-0555	FAX: 408-573-7771	DONOR TAG (PROJECT NO.): 071007-06-1	
SPECIAL INSTRUCTIONS OR NOTES: CHECK BOX IF EDO IS NOT NEEDED <input type="checkbox"/>		EXAMPLER NAME (If any): Dave Walter, Will Crow	

TURNAROUND TIME (BUSINESS DAYS): <input checked="" type="checkbox"/> 10 DAYS <input type="checkbox"/> 5 DAYS <input type="checkbox"/> 72 HOURS <input type="checkbox"/> 48 HOURS <input type="checkbox"/> 24 HOURS <input type="checkbox"/> LESS THAN 24 HOURS	REQUESTED ANALYSIS
<input type="checkbox"/> LA - RWQCB REPORT FORMAT <input type="checkbox"/> UST AGENCY: _____	FIELD NOTES: Container/Preservative or PID Readings or Laboratory Notes TEMPERATURE ON RECEIPT OF <u>2</u>
GC/MS MTBE CONFIRMATION: HIGHEST _____ HIGHEST per BORING _____ ALL _____	
SPECIAL INSTRUCTIONS OR NOTES: CHECK BOX IF EDO IS NOT NEEDED <input type="checkbox"/>	

LAB USE ONLY	Field Sample Identification	SAMPLING		MATRIX	NO. OF CONT.	TPH - Gas, Purgeable (0200B)	BTEX (0200B)	MTBE (0021B - 5ppb RL)	MTBE (0200B - 0.5ppb RL)	Oxygenates (5) by (0200B)	Ethanol (0200B)	Methanol	EDS & 1,2-DCA (0200B)	TBA (0200B)
		DATE	TIME											
	S-2	10-29	12:05	W	3	X	X			X	X			
	S-3		11:55		1	X	X			X	X			
	S-4		02:25			X	X			X	X			
	S-5		12:50			X	X			X	X			
	S-6		10:26			X	X			X	X			
	S-7		10:17			X	X			X	X			
	S-8		9:25			X	X			X	X			
	S-9		8:38			X	X			X	X			
	S-10		10:17			X	X			X	X			
	S-11		10:17			X	X			X	X			

Released by (Signature): <i>David C. Stolt</i>	Received by (Signature): <i>[Signature]</i>	Date: 10/1/04	Time: 1411
Released by (Signature): <i>[Signature]</i>	Received by (Signature): <i>[Signature]</i>	Date: 11/1/04	Time: 1644
Released by (Signature): <i>[Signature]</i>	Received by (Signature): <i>[Signature]</i>	Date: 11/1/04	Time: 1644

LAB: STL

SHELL Chain Of Custody Record

95278

Lab Identification (if necessary):

Address:

City, State, Zip:

Shell Project Manager to be Invoiced:

- SCIENCE & ENGINEERING
- TECHNICAL SERVICES
- OMT HOUSTON

Karen Petryna

2004-11-0054

INCIDENT NUMBER (S&E ONLY):

9 8 9 9 5 8 4 2

SAP or CRMT NUMBER (S&E/CRMT):

DATE: 10-29-04

PAGE: 2 of 2

SAMPLING COMPANY: Blaine Tech Services		LOG CODE: BTSS	SITE ADDRESS (Street and City): 3790 Hopyard Rd., Pleasanton		GLOBAL ID NO.: T0600101257
ADDRESS: 1580 Rogers Avenue, San Jose, CA 95112		COPY DELIVERABLE TO (Preparable Party or Designee): Ana Friel		PHONE NO.: (707) 442-2700	EMAIL: sonomaedf@cambria-env.com
PROJECT CONTACT (If different from Project Log): Leon Gearhart		CONSULTANT PROJECT NO.: 041029-06-1		BTS #	
TELEPHONE: 408-573-0555	FAX: 408-573-7771	E-MAIL: lgearhart@blainetech.com		LABORATORY:	

Dave Walter, Will Crow

TURNAROUND TIME (BUSINESS DAYS): <input checked="" type="checkbox"/> 10 DAYS <input type="checkbox"/> 5 DAYS <input type="checkbox"/> 72 HOURS <input type="checkbox"/> 48 HOURS <input type="checkbox"/> 24 HOURS <input type="checkbox"/> LESS THAN 24 HOURS		REQUESTED ANALYSIS			
<input type="checkbox"/> LA - RWQCB REPORT FORMAT <input type="checkbox"/> LIST AGENCY:					
GC/MS MTBE CONFIRMATION: HIGHEST _____ HIGHEST per BCRING _____ ALL _____					
SPECIAL INSTRUCTIONS OR NOTES: CHECK BOX IF EDO IS NOT NEEDED <input type="checkbox"/>					

FIELD NOTES:
 Container/Preservative
 or PID Readings
 or Laboratory Notes

LAB USE ONLY	Field Sample Identification	SAMPLING		MATRIX	NO. OF CONT.	TPH - Gas, Purgeable (2000B)	BTEX (2000B)	MTBE (6021B - 5ppb RL)	MTBE (2000B - 0.5ppb RL)	Oxygenates (5) by (2000B)	Ethanol (2000B)	Methanol	EDS & 1,2-DCA (2000B)	TBA (2000B)	TEMPERATURE ON RECEIPT OF
		DATE	TIME												
	S-12	10-29	11:35	W	3	X	X			X	X				2
	T-2		11:06			X	X			X	X				
	T-4		11:20			X	X			X	X				
	SR-1		12:17			X	X			X	X				
	SR-2		12:23			X	X			X	X				
	SA-3		13:17			X	X			X	X				

Released by: (Signature) <i>David C. Skelt</i>	Received by: (Signature) <i>[Signature]</i>	Date: <u>11/1/04</u>	Time: <u>19:11</u>
Released by: (Signature) <i>[Signature]</i>	Received by: (Signature) <i>[Signature]</i>	Date: <u>11/1/04</u>	Time: <u>16:46</u>
Released by: (Signature)	Received by: (Signature)	Date:	Time:

CMC Compliance (714) 888-6702

WELLHEAD INSPECTION CHECKLIST

Client Shell Date 10-29-04

Site Address 3790 Hopyard Rd Pleasanton

Job Number 041029-DW-1 Technician DW/WC

Well ID	Well Inspected - No Corrective Action Required	Water Bailed From Wellbox	Wellbox Components Cleaned	Cap Replaced	Lock Replaced	Other Action Taken (explain below)	Well Not Inspected (explain below)	Repair Order Submitted
S-2	X							
S-3	X							
S-4	X							
S-5	X							
S-6		X						
S-7		X			X			
S-8	X							
S-9		X						
S-10	X							
S-11	X							
S-12		X						
T-2	X							
T-4	X							
SR-1	X							
SR-2	X							
SR-3	X							
C-1	X							

NOTES:

WELL GAUGING DATA

Project # 041029-PW-1 Date 10-29-04 Client Shell

Site 3790 Hopyard Rd Pleasanton

Well ID	Well Size (in.)	Sheen / Odor	Depth to Immiscible Liquid (ft.)	Thickness of Immiscible Liquid (ft.)	Volume of Immiscibles Removed (ml)	Depth to water (ft.)	Depth to well bottom (ft.)	Survey Point: TOB or TOC
S-2	3					16.43	34.60	
S-3	3					14.03	35.25	
S-4	3					20.53	35.65	
S-5	3					18.59	35.55	
S-6	3					16.68	34.20	
S-7	3					18.65	34.50	
S-8	3					15.93	34.50	
S-9	3					19.17	34.45	
S-10	3					15.23	34.31	
S-11	2					18.22	25.01	
S-12	2					17.84	24.67	
T-2	6					9.42	13.15	
T-4	4					10.06	13.72	
SR-1	4	gauged w/ pump in well				30.85	-	
SR-2	4	" " " "				* 30.50	-	ext.
SR-3	4	" " " "				15.22	-	ext.
C-1	creek					28.58	29.13	U

* Hit pump @ this depth

SHELL WELL MONITORING DATA SHEET

BTS#: 041029-DW-1	Site: 3790 Hopyard Rd
Sampler: DW/WC	Date: 10-29-04
Well I.D.: 3-2	Well Diameter: 2 (3) 4 6 8
Total Well Depth (TD): 34.60	Depth to Water (DTW): 16.43
Depth to Free Product:	Thickness of Free Product (feet):
Referenced to: (PVE) Grade	D.O. Meter (if req'd): YSI HACH
DTW with 80% Recharge [(Height of Water Column x 0.20) + DTW]: 20.06	

Purge Method: Bailer Disposable Bailer Positive Air Displacement Electric Submersible
 Water: Waterra Peristaltic Extraction Pump Other _____
 Sampling Method: Bailer Disposable Bailer Extraction Port Dedicated Tubing
 Other: _____

$6.7 \text{ (Gals.)} \times 3 = 20.1 \text{ Gals.}$ 1 Case Volume Specified Volumes Calculated Volume	<table border="1" style="width: 100%; border-collapse: collapse;"> <thead> <tr> <th>Well Diameter</th> <th>Multiplier</th> <th>Well Diameter</th> <th>Multiplier</th> </tr> </thead> <tbody> <tr> <td>1"</td> <td>0.04</td> <td>4"</td> <td>0.65</td> </tr> <tr> <td>2"</td> <td>0.16</td> <td>6"</td> <td>1.47</td> </tr> <tr> <td>3"</td> <td>0.37</td> <td>Other</td> <td>radius² * 0.163</td> </tr> </tbody> </table>	Well Diameter	Multiplier	Well Diameter	Multiplier	1"	0.04	4"	0.65	2"	0.16	6"	1.47	3"	0.37	Other	radius ² * 0.163
Well Diameter	Multiplier	Well Diameter	Multiplier														
1"	0.04	4"	0.65														
2"	0.16	6"	1.47														
3"	0.37	Other	radius ² * 0.163														

Time	Temp (°F)	pH	Cond. (mS or μ S)	Turbidity (NTUs)	Gals. Removed	Observations
10:47	68.1	6.8	2789	168	6.7	cloudy
10:49	68.6	6.8	3017	126	13.4	"
well dewatered @ 14.91 DTW			32.60		20.1	
12:15	68.1	6.9	3349	20	0	

Did well dewater? Yes No Gallons actually evacuated: 14

Sampling Date: 10-29-04 Sampling Time: 12:15 Depth to Water: 16.45

Sample I.D.: 3-2 Laboratory: (STI) Other _____

Analyzed for: (TPH-D) (BTEX) MTBE TPH-D Other: Oxy's, Ethane

EB I.D. (if applicable): @ Time Duplicate I.D. (if applicable):

Analyzed for: TPH-G BTEX MTBE TPH-D Other:

D.O. (if req'd):	Pre-purge:	mg/L	Post-purge:	mg/L
O.R.P. (if req'd):	Pre-purge:	mV	Post-purge:	mV

Blaine Tech Services, Inc. 1680 Rogers Ave., San Jose, CA 95112 (800) 545-7558

SHELL WELL MONITORING DATA SHEET

BTS #: 041029-DW-1	Site: 3790 Hopyard Rd
Sampler: DW/WC	Date: 10-29-04
Well I.D.: S-3	Well Diameter: 2 <u>3</u> 4 6 8
Total Well Depth (TD): 35.25	Depth to Water (DTW): 14.03
Depth to Free Product:	Thickness of Free Product (feet):
Referenced to: <u>PVE</u> Grade	D.O. Meter (if req'd): YSI HACH
DTW with 80% Recharge [(Height of Water Column x 0.20) + DTW]: 18.27	

Purge Method: Bailer Waterra Sampling Method: Bailer
 Disposable Bailer Peristaltic Disposable Bailer
 Positive Air Displacement Extraction Pump Extraction Port
 Electric Submersible Other _____ Dedicated Tubing

$$7.9 \text{ (Gals.)} \times 3 = 23.7 \text{ Gals.}$$
 I Case Volume Specified Volumes Calculated Volume

Well Diameter	Multiplier	Well Diameter	Multiplier
1"	0.04	4"	0.65
2"	0.16	6"	1.47
3"	0.37	Other	radius ² * 0.163

Time	Temp (°F)	pH	Cond. (mS or <u>µS</u>)	Turbidity (NTUs)	Gals. Removed	Observations
9:16	66.3	6.7	4153	91	8	cloudy
9:18	67.5	6.7	4189	170	16	"
well dewatered @ 16 g.l. DTW = 33.30						
11:55	67.2	6.9	4024	18	8 -	

Did well dewater? Yes No Gallons actually evacuated: 16

Sampling Date: 10-29-04 Sampling Time: 11:55 Depth to Water: 14.03

Sample I.D.: S-3 Laboratory: STI Other _____

Analyzed for: TPH-D BTEX MTBE TPH-D Other: Oxy's, Ethanol

EB I.D. (if applicable): @ Time Duplicate I.D. (if applicable):

Analyzed for: TPH-G BTEX MTBE TPH-D Other:

D.O. (if req'd):	Pre-purge:	mg/L	Post-purge:	mg/L
O.R.P. (if req'd):	Pre-purge:	mV	Post-purge:	mV

SHELL WELL MONITORING DATA SHEET

BTS#: 041029-DW-1	Site: 3790 Hopyard Rd
Sampler: DW/WC	Date: 10-29-04
Well I.D.: S-6	Well Diameter: 2 (3) 4 6 8
Total Well Depth (TD): 34.20	Depth to Water (DTW): 16.68
Depth to Free Product:	Thickness of Free Product (feet):
Referenced to: (PVE) Grade	D.O. Meter (if req'd): YSI HACH
DTW with 80% Recharge [(Height of Water Column x 0.20) + DTW]: 20.18	

Purge Method: Bailer Water Sampling Method: Bailer
 Disposable Bailer Peristaltic Disposable Bailer
 Positive Air Displacement Extraction Pump Extraction Port
 Electric Submersible Other _____ Dedicated Tubing

(Gals.) X = Gals.
 I Case Volume Specified Volumes Calculated Volume

Well Diameter	Multiplier	Well Diameter	Multiplier
1"	0.04	4"	0.65
2"	0.16	6"	1.47
3"	0.37	Other	radius ² * 0.163

Time	Temp (°F)	pH	Cond. (mS or μ S)	Turbidity (NTUs)	Gals. Removed	Observations
10:06	65.7	6.8	2185	143	6.5	cloudy
						well dewatered @ 9 gal DTW = 32.25
10:26	66.8	6.9	1854	>200	-	cloudy

Did well dewater? Yes No Gallons actually evacuated: 9

Sampling Date: 10-29-04 Sampling Time: 10:26 Depth to Water: 18.60 18.60

Sample I.D.: S-6 Laboratory: (STD) Other: _____

Analyzed for: (TPH-C) (BTEX) MTBE TPH-D Other: Oxy's, Ethanol

EB I.D. (if applicable): @ Time Duplicate I.D. (if applicable):

Analyzed for: TPH-G BTEX MTBE TPH-D Other:

D.O. (if req'd):	Pre-purge:	mg/L	Post-purge:	mg/L
O.R.P. (if req'd):	Pre-purge:	mV	Post-purge:	mV

SHELL WELL MONITORING DATA SHEET

BTS #: 041029-DW-1	Site: 3790 Hopyard Rd
Sampler: DW/WC	Date: 10-29-04
Well I.D.: S-7	Well Diameter: 2 <input checked="" type="radio"/> 4 6 8 _____
Total Well Depth (TD): 34.50	Depth to Water (DTW): 18.65
Depth to Free Product:	Thickness of Free Product (feet):
Referenced to: <input checked="" type="radio"/> PVC <input type="radio"/> Grade	D.O. Meter (if req'd): YSI HACH
DTW with 80% Recharge [(Height of Water Column x 0.20) + DTW]: 21.82	

Purge Method: Bailer Disposable Bailer Positive Air Displacement Electric Submersible

Water: Peristaltic Extraction Pump Other _____

Sampling Method: Bailer Disposable Bailer Extraction Port Dedicated Tubing

Other: _____

$$5.9 \text{ (Gals.)} \times 3 \text{ Specified Volumes} = 17.7 \text{ Gals. Calculated Volume}$$

Well Diameter	Multiplier	Well Diameter	Multiplier
1"	0.04	4"	0.65
2"	0.16	6"	1.47
3"	0.37	Other	radius ² * 0.163

Time	Temp (°F)	pH	Cond. (mS or μ S)	Turbidity (NTUs)	Gals. Removed	Observations
9:54	65.3	6.8	2621	118	6	cloudy
9:56	66.5	6.7	2936	>200	12	1'
	well dewatered @ 12 gal.			DTW = 32.65		
10:17	65.1	6.8	2707	98	-	cloudy

Did well dewater? Yes No Gallons actually evacuated: 12

Sampling Date: 10-29-04 Sampling Time: 10:17 Depth to Water: 19.87

Sample I.D.: S-7 Laboratory: STD Other _____

Analyzed for: TPH-D BTEX MTBE TPH-D Other: Oxy's, Ethanol

EB I.D. (if applicable): @ _____ Duplicate I.D. (if applicable): _____

Analyzed for: TPH-G BTEX MTBE TPH-D Other: _____

D.O. (if req'd):	Pre-purge:	mg/L	Post-purge:	mg/L
O.R.P. (if req'd):	Pre-purge:	mV	Post-purge:	mV

SHELL WELL MONITORING DATA SHEET

BTS#: 041024-DW1	Site: 3790 Hopyard, Pleasanton
Sampler: WC	Date: 10/29/04
Well I.D.: S-8	Well Diameter: 2 <input checked="" type="radio"/> 4 <input type="radio"/> 6 <input type="radio"/> 8 <input type="radio"/>
Total Well Depth (TD): 34.50	Depth to Water (DTW): 15.93
Depth to Free Product:	Thickness of Free Product (feet):
Referenced to: <input checked="" type="radio"/> Grade	D.O. Meter (if req'd): YSI <input type="checkbox"/> HACH <input type="checkbox"/>
DTW with 80% Recharge [(Height of Water Column x 0.20) + DTW]: 19.64	

Purge Method: Bailer Disposable Bailer Positive Air Displacement Electric Submersible

Water: Peristaltic Extraction Pump Other _____

Sampling Method: Bailer Disposable Bailer Extraction Port Dedicated Tubing

Other: _____

$6.9 \text{ (Gals.)} \times 3 = 20.7 \text{ Gals.}$ <p style="font-size: small; margin: 0;">I Case Volume Specified Volumes Calculated Volume</p>	<table border="1" style="width: 100%; border-collapse: collapse; font-size: x-small;"> <thead> <tr> <th>Well Diameter</th> <th>Multiplier</th> <th>Well Diameter</th> <th>Multiplier</th> </tr> </thead> <tbody> <tr> <td>1"</td> <td>0.04</td> <td>4"</td> <td>0.65</td> </tr> <tr> <td>2"</td> <td>0.16</td> <td>6"</td> <td>1.47</td> </tr> <tr> <td>3"</td> <td>0.37</td> <td>Other</td> <td>radius² + 0.163</td> </tr> </tbody> </table>	Well Diameter	Multiplier	Well Diameter	Multiplier	1"	0.04	4"	0.65	2"	0.16	6"	1.47	3"	0.37	Other	radius ² + 0.163
Well Diameter	Multiplier	Well Diameter	Multiplier														
1"	0.04	4"	0.65														
2"	0.16	6"	1.47														
3"	0.37	Other	radius ² + 0.163														

Time	Temp (°F)	pH	Cond. (mS or µS)	Turbidity (NTUs)	Gals. Removed	Observations
0903	64.6	6.3	3801	189	7	clear
0904	66.1	6.3	3949	287	14	"
0905	66.5	6.4	4210	353	21	" DTW = 26.1"
0923	62.5	6.5	4168	86	DTW =	19.26

Did well dewater? Yes No Gallons actually evacuated: 21

Sampling Date: 10/29/04 Sampling Time: 0925 Depth to Water: 19.26

Sample I.D.: S-8 Laboratory: STL Other: _____

Analyzed for: TPH-G BTEX MTBE TPH-D Other: Oxy's, Ethanol By 8260

EB I.D. (if applicable): _____ @ _____ Time Duplicate I.D. (if applicable): _____

Analyzed for: TPH-G BTEX MTBE TPH-D Other: _____

D.O. (if req'd):	Pre-purge:	mg/L	Post-purge:	mg/L
O.R.P. (if req'd):	Pre-purge:	mV	Post-purge:	mV

SHELL WELL MONITORING DATA SHEET

BTS#: 04102a-DW1	Site: 3790 Hopyard, Pleasanton
Sampler: WC	Date: 10/29/04
Well I.D.: S-9	Well Diameter: 2 (3) 4 6 8
Total Well Depth (TD): 34.45	Depth to Water (DTW): 19.17
Depth to Free Product:	Thickness of Free Product (feet):
Referenced to: PVC Grade	D.O. Meter (if req'd): YSI HACH
DTW with 80% Recharge [(Height of Water Column x 0.20) + DTW]: 22.23	

Purge Method: Bailer Disposable Bailer Positive Air Displacement Electric Submersible

Water: Waterra Peristaltic Extraction Pump Other _____

Sampling Method: Bailer Disposable Bailer Extraction Port Dedicated Tubing

Other: _____

$5.7 \text{ (Gals.)} \times 3 = 17.1 \text{ Gals.}$ <p style="font-size: small; margin: 0;">1 Case Volume Specified Volumes Calculated Volume</p>	<table border="1" style="width: 100%; border-collapse: collapse; font-size: x-small;"> <thead> <tr> <th>Well Diameter</th> <th>Multiplier</th> <th>Well Diameter</th> <th>Multiplier</th> </tr> </thead> <tbody> <tr> <td>1"</td> <td>0.04</td> <td>4"</td> <td>0.65</td> </tr> <tr> <td>2"</td> <td>0.16</td> <td>6"</td> <td>1.47</td> </tr> <tr> <td>3"</td> <td>0.37</td> <td>Other</td> <td>radius² * 0.163</td> </tr> </tbody> </table>	Well Diameter	Multiplier	Well Diameter	Multiplier	1"	0.04	4"	0.65	2"	0.16	6"	1.47	3"	0.37	Other	radius ² * 0.163
Well Diameter	Multiplier	Well Diameter	Multiplier														
1"	0.04	4"	0.65														
2"	0.16	6"	1.47														
3"	0.37	Other	radius ² * 0.163														

Time	Temp (°F)	pH	Cond. (mS or µS)	Turbidity (NTUs)	Gals. Removed	Observations
0813	61.5	6.4	2901	419	6	clear
0814	64.8	6.3	2833	115	12	"
0815	64.9	6.3	2798	138	18	" DTW=26.9
0838	61.0	6.4	2755	90	DTW=20.10	

Did well dewater? Yes No Gallons actually evacuated: 18

Sampling Date: 10/29/04 Sampling Time: 0838 Depth to Water: 20.10

Sample I.D.: S-9 Laboratory: STI Other _____

Analyzed for: ~~TPH-G~~ ~~BTEX~~ MTBE TPH-D Other: Oxy's, Ethanol by 8260

EB I.D. (if applicable): @ Time Duplicate I.D. (if applicable):

Analyzed for: TPH-G BTEX MTBE TPH-D Other: _____

D.O. (if req'd):	Pre-purge:	mg/L	Post-purge:	mg/L
O.R.P. (if req'd):	Pre-purge:	mV	Post-purge:	mV

SHELL WELL MONITORING DATA SHEET

BTS#: 041029-DW-1	Site: 3790 Hopyard Rd
Sampler: DW/WC	Date: 10-29-04
Well I.D.: S-10	Well Diameter: 2 <u>3</u> 4 6 8
Total Well Depth (TD): 34.31	Depth to Water (DTW): 15.23
Depth to Free Product:	Thickness of Free Product (feet):
Referenced to: <u>PVE</u> Grade	D.O. Meter (if req'd): YSI HACH
DTW with 80% Recharge [(Height of Water Column x 0.20) + DTW]: 19.05	

Purge Method: Bailer Waterra Sampling Method: Bailer
 Disposable Bailer Peristaltic Disposable Bailer
 Positive Air Displacement Extraction Pump Extraction Port
 Electric Submersible Other _____ Dedicated Tubing
 Other: _____

$$\frac{7.1 \text{ (Gals.)} \times 3}{1 \text{ Case Volume}} = 21.3 \text{ Gals. Calculated Volume}$$

Well Diameter	Multiplier	Well Diameter	Multiplier
1"	0.04	4"	0.65
2"	0.16	6"	1.47
3"	0.37	Other	radius ² * 0.163

Time	Temp (°F)	pH	Cond. (mS or μ S)	Turbidity (NTUs)	Gals. Removed	Observations
1041	63.7	6.5	2424	428	10	clear
1042	64.9	6.5	1702	247	16	"
1043	65.3	6.5	1515	170	22	"

Did well dewater? Yes No Gallons actually evacuated: 22

Sampling Date: 10-29-04 Sampling Time: 1047 Depth to Water: 18.76

Sample I.D.: S-10 Laboratory: STD Other _____

Analyzed for: IPH-O BTEX MTBE TPH-D Other: Oxy's, Ethano!

EB I.D. (if applicable): @ _____ Time Duplicate I.D. (if applicable):

Analyzed for: TPH-G BTEX MTBE TPH-D Other:

D.O. (if req'd):	Pre-purge:	mg/L	Post-purge:	mg/L
O.R.P. (if req'd):	Pre-purge:	mV	Post-purge:	mV

Blaine Tech Services, Inc. 1680 Rogers Ave., San Jose, CA 95112 (800) 545-7558

SHELL WELL MONITORING DATA SHEET

BTS #: 041029-DW-1	Site: 3790 Hopyard Rd
Sampler: DW/WC	Date: 10-29-04
Well I.D.: S-11	Well Diameter: ② 3 4 6 8
Total Well Depth (TD): 25.01	Depth to Water (DTW): 18.22
Depth to Free Product:	Thickness of Free Product (feet):
Referenced to: PVC Grade	D.O. Meter (if req'd): YSI HACH
DTW with 80% Recharge [(Height of Water Column x 0.20) + DTW]: 19.58	

Purge Method: Bailer	Waterra	Sampling Method: <input checked="" type="checkbox"/> Bailer
Disposable Bailer	Peristaltic	Disposable Bailer
Positive Air Displacement	Extraction Pump	Extraction Port
Electric Submersible	Other _____	Dedicated Tubing
		Other: _____

1.1 (Gals.) X 3 = 3.3 Gals.
 1 Case Volume Specified Volumes Calculated Volume

Well Diameter	Multiplier	Well Diameter	Multiplier
1"	0.04	4"	0.65
2"	0.16	6"	1.47
3"	0.37	Other	radius ² * 0.163

Time	Temp (°F)	pH	Cond. (mS or μS)	Turbidity (NTUs)	Gals. Removed	Observations
1007	62.1	7.0	3576	93	1.5	clear
1010	64.1	6.4	3537	19	2.5	"
1013	65.1	7.1	3557	8	3.5	"
						no 80% (traffic)

Did well dewater? Yes No Gallons actually evacuated: 3.5

Sampling Date: 10-29-04 Sampling Time: 1017 Depth to Water: 22.15

Sample I.D.: S-11 Laboratory: STD Other _____

Analyzed for: TPH-D BTEX MTBE TPH-D Other: Oxy's, Ethanol

EB I.D. (if applicable): @ Time Duplicate I.D. (if applicable):

Analyzed for: TPH-G BTEX MTBE TPH-D Other:

D.O. (if req'd):	Pre-purge:	mg/L	Post-purge:	mg/L
O.R.P. (if req'd):	Pre-purge:	mV	Post-purge:	mV

SHELL WELL MONITORING DATA SHEET

BTS#: 041029-DW-1	Site: 3790 Hopyard Rd
Sampler: DW/WC	Date: 10-29-04
Well I.D.: 5-12	Well Diameter: <u>2</u> 3 4 6 8
Total Well Depth (TD): 24.67	Depth to Water (DTW): 17.84
Depth to Free Product:	Thickness of Free Product (feet):
Referenced to: <u>PV2</u> Grade	D.O. Meter (if req'd): YSI HACH
DTW with 80% Recharge [(Height of Water Column x 0.20) + DTW]: 19.21	

Purge Method: Bailer Watera Sampling Method: Bailer
 Disposable Bailer Peristaltic Disposable Bailer
 Positive Air Displacement Extraction Pump Extraction Port
 Electric Submersible Other _____ Dedicated Tubing

1.1 (Gals.) X 3 = 3.3 Gals. I Case Volume Specified Volumes Calculated Volume	<table border="1" style="width: 100%; border-collapse: collapse;"> <tr> <th>Well Diameter</th> <th>Multiplier</th> <th>Well Diameter</th> <th>Multiplier</th> </tr> <tr> <td>1"</td> <td>0.04</td> <td>4"</td> <td>0.65</td> </tr> <tr> <td>2"</td> <td>0.16</td> <td>6"</td> <td>1.47</td> </tr> <tr> <td>3"</td> <td>0.37</td> <td>Other</td> <td>radius² * 0.163</td> </tr> </table>	Well Diameter	Multiplier	Well Diameter	Multiplier	1"	0.04	4"	0.65	2"	0.16	6"	1.47	3"	0.37	Other	radius ² * 0.163
Well Diameter	Multiplier	Well Diameter	Multiplier														
1"	0.04	4"	0.65														
2"	0.16	6"	1.47														
3"	0.37	Other	radius ² * 0.163														

Time	Temp (°F)	pH	Cond. (mS or μ S)	Turbidity (NTUs)	Gals. Removed	Observations
1122	66.0	6.3	2704	452	1.5	light grey
1126	67.0	6.3	2719	678	2.5	" "
1129	67.2	6.4	2717	809	3.5	" "

Did well dewater? Yes No Gallons actually evacuated: 3.5

Sampling Date: 10-29-04 Sampling Time: 1135 Depth to Water: 1803

Sample I.D.: 5-12 Laboratory: STI Other _____

Analyzed for: TPH-D BTEX MTBE TPH-D Other: Oxy's, Ethano!

EB I.D. (if applicable): _____ @ _____ Time Duplicate I.D. (if applicable): _____

Analyzed for: TPH-G BTEX MTBE TPH-D Other: _____

D.O. (if req'd):	Pre-purge:	mg/L	Post-purge:	mg/L
O.R.P. (if req'd):	Pre-purge:	mV	Post-purge:	mV

SHELL WELL MONITORING DATA SHEET

BTS#: 041029-DW-1	Site: 3790 Hoagland Rd
Sampler: DW/WC	Date: 10-29-04
Well I.D.: SR-3	Well Diameter: 2 3 <u>4</u> 6 8
Total Well Depth (TD): 33.31	Depth to Water (DTW): 15.22 w/pump / <u>16.15</u> w/o pump
Depth to Free Product:	Thickness of Free Product (feet):
Referenced to: <u>PVE</u> Grade	D.O. Meter (if req'd): YSI HACH
DTW with 80% Recharge [(Height of Water Column x 0.20) + DTW]: <u>19.58</u>	

Purge Method: Bailer Water Sampling Method: Bailer
 Disposable Bailer Peristaltic Disposable Bailer
 Positive Air Displacement Extraction Pump Extraction Port
 Electric Submersible Other _____ Dedicated Tubing

Polled up pump

11.2 (Gals.) X	3	=	<u>33.6</u> Gals.
1 Case Volume	Specified Volumes	Calculated Volume	

Well Diameter	Multiplier	Well Diameter	Multiplier
1"	0.04	4"	0.65
2"	0.16	6"	1.47
3"	0.37	Other	radius ² * 0.163

Time	Temp (°F)	pH	Cond. (mS or µS)	Turbidity (NTUs)	Gals. Removed	Observations
1306	68.5	6.4	3322	117	12 ⁴	clear/odor
1308	69.2	6.4	3147	36	23	clear/strong odor
1310	70.3	6.3	2917	18	34	" / odor

Did well dewater? Yes No Gallons actually evacuated: ~~34~~ 34

Sampling Date: 10-29-04 Sampling Time: 1317 Depth to Water: 19.54

Sample I.D.: SR-3 Laboratory: STD Other _____

Analyzed for: TPH-G BTEX MTBE TPH-D Other: Oxy's, Ethano!

EB I.D. (if applicable): _____ @ _____ Time Duplicate I.D. (if applicable): _____

Analyzed for: TPH-G BTEX MTBE TPH-D Other: _____

D.O. (if req'd):	Pre-purge:	mg/L	Post-purge:	mg/L
O.R.P. (if req'd):	Pre-purge:	mV	Post-purge:	mV

Appendix B
GWE System
Certified Analytical Reports

Cambria Environmental Emeryville

October 25, 2004

5900 Hollis Street, Ste. A
Emeryville, CA 94608

Attn.: Cynthia Vasko

Project#: 245-0497-003

Project: 98995842

Site: 3790 Hopyard Road, Pleasanton

Dear Ms. Vasko:

Attached is our report for your samples received on 10/08/2004 09:30

This report has been reviewed and approved for release. Reproduction of this report is permitted only in its entirety.

Please note that any unused portion of the samples will be discarded after 11/22/2004 unless you have requested otherwise.

We appreciate the opportunity to be of service to you. If you have any questions,

You can also contact me via email. My email address is: mbrewer@stl-inc.com

Sincerely,



Melissa Brewer
Project Manager

Severn Trent Laboratories, Inc.

STL San Francisco * 1220 Quarry Lane, Pleasanton, CA 94566

Tel 925 484 1919 Fax 925 484 1096 * www.stl-inc.com * CA DHS ELAP# 2496

Diesel (C9-C24)

Cambria Environmental Emeryville

Attn.: Cynthia Vasko

5900 Hollis Street, Ste. A

Emeryville, CA 94608

Phone: (510) 420-3344 Fax: (510) 420-9170

Project: 245-0497-003

98995842

Received: 10/08/2004 09:30

Site: 3790 Hopyard Road, Pleasanton

Samples Reported

Sample Name	Date Sampled	Matrix	Lab #
INF	10/08/2004	Water	1
EFF	10/08/2004	Water	4

Diesel (C9-C24)

Cambria Environmental Emeryville

Attn.: Cynthia Vasko

5900 Hollis Street, Ste. A

Emeryville, CA 94608

Phone: (510) 420-3344 Fax: (510) 420-9170

Project: 245-0497-003

98995842

Received: 10/08/2004 09:30

Site: 3790 Hopyard Road, Pleasanton

Prep(s): 3511	Test(s): 8015M
Sample ID: INF	Lab ID: 2004-10-0298 - 1
Sampled: 10/08/2004	Extracted: 10/12/2004 19:25
Matrix: Water	QC Batch#: 2004/10/12-08.10

Compound	Conc.	RL	Unit	Dilution	Analyzed	Flag
Diesel	ND	50	ug/L	1.00	10/13/2004 14:53	
Surrogate(s)						
o-Terphenyl	129.8	78-177	%	1.00	10/13/2004 14:53	

Diesel (C9-C24)

Cambria Environmental Emeryville

Attn.: Cynthia Vasko

5900 Hollis Street, Ste. A

Emeryville, CA 94608

Phone: (510) 420-3344 Fax: (510) 420-9170

Project: 245-0497-003

98995842

Received: 10/08/2004 09:30

Site: 3790 Hopyard Road, Pleasanton

Prep(s): 3511	Test(s): 8015M
Sample ID: EFF	Lab ID: 2004-10-0298 - 4
Sampled: 10/08/2004	Extracted: 10/12/2004 19:25
Matrix: Water	QC Batch#: 2004/10/12-08.10

Compound	Conc.	RL	Unit	Dilution	Analyzed	Flag
Diesel	ND	50	ug/L	1.00	10/13/2004 15:20	
Surrogate(s)						
o-Terphenyl	139.3	78-177	%	1.00	10/13/2004 15:20	

Diesel (C9-C24)

Cambria Environmental Emeryville
Attn.: Cynthia Vasko

5900 Hollis Street, Ste. A
Emeryville, CA 94608
Phone: (510) 420-3344 Fax: (510) 420-9170

Project: 245-0497-003
98995842

Received: 10/08/2004 09:30

Site: 3790 Hopyard Road, Pleasanton

Batch QC Report					
Prep(s): 3511		Water		Test(s): 8015M	
Method Blank				QC Batch # 2004/10/12-08.10	
MB: 2004/10/12-08.10-001				Date Extracted: 10/12/2004 19:25	
Compound	Conc.	RL	Unit	Analyzed	Flag
Diesel	ND	50	ug/L	10/13/2004 13:28	
Surrogates(s) o-Terphenyl	135.5	78-177	%	10/13/2004 13:28	

Diesel (C9-C24)

Cambria Environmental Emeryville
Attn.: Cynthia Vasko

5900 Hollis Street, Ste. A
Emeryville, CA 94608
Phone: (510) 420-3344 Fax: (510) 420-9170

Project: 245-0497-003
98995842

Received: 10/08/2004 09:30

Site: 3790 Hopyard Road, Pleasanton

Batch QC Report									
Prep(s): 3511					Test(s): 8015M				
Laboratory Control Spike			Water			QC Batch # 2004/10/12-08.10			
LCS	2004/10/12-08.10-002		Extracted: 10/12/2004		Analyzed: 10/13/2004 13:55				
LCSD	2004/10/12-08.10-003		Extracted: 10/12/2004		Analyzed: 10/13/2004 13:55				

Compound	Conc. ug/L		Exp.Conc.	Recovery %		RPD %	Ctrl.Limits %		Flags	
	LCS	LCSD		LCS	LCSD		Rec.	RPD	LCS	LCSD
Diesel	816	840	680	120.0	123.5	2.9	60-150	25		
Surrogates(s) o-Terphenyl	1.82	1.93	1.25	145.6	154.5		78-177	0		

Gas/BTEX/MTBE by 8260B (C6-C12)

Cambria Environmental Emeryville

Attn.: Cynthia Vasko

5900 Hollis Street, Ste. A

Emeryville, CA 94608

Phone: (510) 420-3344 Fax: (510) 420-9170

Project: 245-0497-003

98995842

Received: 10/08/2004 09:30

Site: 3790 Hopyard Road, Pleasanton

Samples Reported

Sample Name	Date Sampled	Matrix	Lab #
INF	10/08/2004	Water	1
MID 1	10/08/2004	Water	2
MID 2	10/08/2004	Water	3
EFF	10/08/2004	Water	4

Severn Trent Laboratories, Inc.

STL San Francisco * 1220 Quarry Lane, Pleasanton, CA 94566

Tel 925 484 1919 Fax 925 484 1096 * www.stl-inc.com * CA DHS ELAP# 2496

11/04/2004 13:37

Gas/BTEX/MTBE by 8260B (C6-C12)

Cambria Environmental Emeryville

Attn.: Cynthia Vasko

5900 Hollis Street, Ste. A

Emeryville, CA 94608

Phone: (510) 420-3344 Fax: (510) 420-9170

Project: 245-0497-003

98995842

Received: 10/08/2004 09:30

Site: 3790 Hopyard Road, Pleasanton

Prep(s):	5030B	Test(s):	8260B
Sample ID:	INF	Lab ID:	2004-10-0298 - 1
Sampled:	10/08/2004	Extracted:	10/21/2004 21:32
Matrix:	Water	QC Batch#:	2004/10/21-4B.66

Compound	Conc.	RL	Unit	Dilution	Analyzed	Flag
Gasoline [Shell]	ND	50	ug/L	1.00	10/21/2004 21:32	
Benzene	ND	0.50	ug/L	1.00	10/21/2004 21:32	
Toluene	ND	0.50	ug/L	1.00	10/21/2004 21:32	
Ethylbenzene	ND	0.50	ug/L	1.00	10/21/2004 21:32	
Total xylenes	ND	1.0	ug/L	1.00	10/21/2004 21:32	
Methyl tert-butyl ether (MTBE)	29	5.0	ug/L	1.00	10/21/2004 21:32	
Surrogate(s)						
1,2-Dichloroethane-d4	96.8	76-130	%	1.00	10/21/2004 21:32	
Toluene-d8	92.6	78-115	%	1.00	10/21/2004 21:32	

Gas/BTEX/MTBE by 8260B (C6-C12)

Cambria Environmental Emeryville

Attn.: Cynthia Vasko

5900 Hollis Street, Ste. A

Emeryville, CA 94608

Phone: (510) 420-3344 Fax: (510) 420-9170

Project: 245-0497-003

98995842

Received: 10/08/2004 09:30

Site: 3790 Hopyard Road, Pleasanton

Prep(s): 5030B	Test(s): 8260B
Sample ID: MID 1	Lab ID: 2004-10-0298 - 2
Sampled: 10/08/2004	Extracted: 10/21/2004 08:43
Matrix: Water	QC Batch#: 2004/10/21-1B.65

Compound	Conc.	RL	Unit	Dilution	Analyzed	Flag
Gasoline [Shell]	ND	50	ug/L	1.00	10/21/2004 08:43	
Benzene	ND	0.50	ug/L	1.00	10/21/2004 08:43	
Toluene	ND	0.50	ug/L	1.00	10/21/2004 08:43	
Ethylbenzene	ND	0.50	ug/L	1.00	10/21/2004 08:43	
Total xylenes	ND	1.0	ug/L	1.00	10/21/2004 08:43	
Methyl tert-butyl ether (MTBE)	ND	5.0	ug/L	1.00	10/21/2004 08:43	
Surrogate(s)						
1,2-Dichloroethane-d4	97.2	76-130	%	1.00	10/21/2004 08:43	
Toluene-d8	92.3	78-115	%	1.00	10/21/2004 08:43	

Gas/BTEX/MTBE by 8260B (C6-C12)

Cambria Environmental Emeryville

Attn.: Cynthia Vasko

5900 Hollis Street, Ste. A

Emeryville, CA 94608

Phone: (510) 420-3344 Fax: (510) 420-9170

Project: 245-0497-003

98995842

Received: 10/08/2004 09:30

Site: 3790 Hopyard Road, Pleasanton

Prep(s): 5030B	Test(s): 8260B
Sample ID: MID 2	Lab ID: 2004-10-0298 - 3
Sampled: 10/08/2004	Extracted: 10/21/2004 09:06
Matrix: Water	QC Batch#: 2004/10/21-1B.65

Compound	Conc.	RL	Unit	Dilution	Analyzed	Flag
Gasoline [Shell]	ND	50	ug/L	1.00	10/21/2004 09:06	
Benzene	ND	0.50	ug/L	1.00	10/21/2004 09:06	
Toluene	ND	0.50	ug/L	1.00	10/21/2004 09:06	
Ethylbenzene	ND	0.50	ug/L	1.00	10/21/2004 09:06	
Total xylenes	ND	1.0	ug/L	1.00	10/21/2004 09:06	
Methyl tert-butyl ether (MTBE)	ND	5.0	ug/L	1.00	10/21/2004 09:06	
Surrogate(s)						
1,2-Dichloroethane-d4	98.9	76-130	%	1.00	10/21/2004 09:06	
Toluene-d8	94.5	78-115	%	1.00	10/21/2004 09:06	

Gas/BTEX/MTBE by 8260B (C6-C12)

Cambria Environmental Emeryville

Attn.: Cynthia Vasko

5900 Hollis Street, Ste. A
Emeryville, CA 94608
Phone: (510) 420-3344 Fax: (510) 420-9170

Project: 245-0497-003
98995842

Received: 10/08/2004 09:30

Site: 3790 Hopyard Road, Pleasanton

Prep(s): 5030B	Test(s): 8260B
Sample ID: EFF	Lab ID: 2004-10-0298 - 4
Sampled: 10/08/2004	Extracted: 10/21/2004 09:28
Matrix: Water	QC Batch#: 2004/10/21-1B.65

Compound	Conc.	RL	Unit	Dilution	Analyzed	Flag
Gasoline [Shell]	ND	50	ug/L	1.00	10/21/2004 09:28	
Benzene	ND	0.50	ug/L	1.00	10/21/2004 09:28	
Toluene	ND	0.50	ug/L	1.00	10/21/2004 09:28	
Ethylbenzene	ND	0.50	ug/L	1.00	10/21/2004 09:28	
Total xylenes	ND	1.0	ug/L	1.00	10/21/2004 09:28	
Methyl tert-butyl ether (MTBE)	ND	5.0	ug/L	1.00	10/21/2004 09:28	
Surrogate(s)						
1,2-Dichloroethane-d4	105.1	76-130	%	1.00	10/21/2004 09:28	
Toluene-d8	95.4	78-115	%	1.00	10/21/2004 09:28	

Gas/BTEX/MTBE by 8260B (C6-C12)

Cambria Environmental Emeryville

Attn.: Cynthia Vasko

5900 Hollis Street, Ste. A

Emeryville, CA 94608

Phone: (510) 420-3344 Fax: (510) 420-9170

Project: 245-0497-003

98995842

Received: 10/08/2004 09:30

Site: 3790 Hopyard Road, Pleasanton

Batch QC Report					
Prep(s): 5030B				Test(s): 8260B	
Method Blank		Water		QC Batch # 2004/10/21-1B.65	
MB: 2004/10/21-1B.65-043				Date Extracted: 10/21/2004 07:43	

Compound	Conc.	RL	Unit	Analyzed	Flag
Gasoline [Shell]	ND	50	ug/L	10/21/2004 07:43	
Methyl tert-butyl ether (MTBE)	ND	5.0	ug/L	10/21/2004 07:43	
Benzene	ND	0.5	ug/L	10/21/2004 07:43	
Toluene	ND	0.5	ug/L	10/21/2004 07:43	
Ethylbenzene	ND	0.5	ug/L	10/21/2004 07:43	
Total xylenes	ND	1.0	ug/L	10/21/2004 07:43	
Surrogates(s)					
1,2-Dichloroethane-d4	101.2	76-130	%	10/21/2004 07:43	
Toluene-d8	91.8	78-115	%	10/21/2004 07:43	

Gas/BTEX/MTBE by 8260B (C6-C12)

Cambria Environmental Emeryville
Attn.: Cynthia Vasko

5900 Hollis Street, Ste. A
Emeryville, CA 94608
Phone: (510) 420-3344 Fax: (510) 420-9170

Project: 245-0497-003
98995842

Received: 10/08/2004 09:30

Site: 3790 Hopyard Road, Pleasanton

Batch QC Report		
Prep(s): 5030B Method Blank MB: 2004/10/21-4B.66-055	Water	Test(s): 8260B QC Batch # 2004/10/21-4B.66 Date Extracted: 10/21/2004 18:55

Compound	Conc.	RL	Unit	Analyzed	Flag
Gasoline [Shell]	ND	50	ug/L	10/21/2004 18:55	
Methyl tert-butyl ether (MTBE)	ND	5.0	ug/L	10/21/2004 18:55	
Benzene	ND	0.5	ug/L	10/21/2004 18:55	
Toluene	ND	0.5	ug/L	10/21/2004 18:55	
Ethylbenzene	ND	0.5	ug/L	10/21/2004 18:55	
Total xylenes	ND	1.0	ug/L	10/21/2004 18:55	
Surrogates(s)					
1,2-Dichloroethane-d4	91.8	76-130	%	10/21/2004 18:55	
Toluene-d3	96.4	78-115	%	10/21/2004 18:55	

Gas/BTEX/MTBE by 8260B (C6-C12)

Cambria Environmental Emeryville

Attn.: Cynthia Vasko

5900 Hollis Street, Ste. A

Emeryville, CA 94608

Phone: (510) 420-3344 Fax: (510) 420-9170

Project: 245-0497-003

98995842

Received: 10/08/2004 09:30

Site: 3790 Hopyard Road, Pleasanton

Batch QC Report									
Prep(s): 5030B					Test(s): 8260B				
Laboratory Control Spike			Water			QC Batch # 2004/10/21-1B.65			
LCS	2004/10/21-1B.65-057		Extracted: 10/21/2004			Analyzed: 10/21/2004 06:57			
LCSD	2004/10/21-1B.65-020		Extracted: 10/21/2004			Analyzed: 10/21/2004 07:20			

Compound	Conc. ug/L		Exp. Conc.	Recovery %		RPD %	Ctri.Limits %		Flags	
	LCS	LCSD		LCS	LCSD		Rec.	RPD	LCS	LCSD
Methyl tert-butyl ether (MTBE)	23.1	25.3	25	92.4	101.2	9.1	65-165	20		
Benzene	23.9	21.8	25	95.6	87.2	9.2	69-129	20		
Toluene	25.8	23.4	25	103.2	93.6	9.8	70-130	20		
Surrogates(s)										
1,2-Dichloroethane-d4	428	458	500	85.6	91.6		76-130			
Toluene-d8	502	454	500	100.4	90.8		78-115			

Gas/BTEX/MTBE by 8260B (C6-C12)

Cambria Environmental Emeryville
Attn.: Cynthia Vasko

5900 Hollis Street, Ste. A
Emeryville, CA 94608
Phone: (510) 420-3344 Fax: (510) 420-9170

Project: 245-0497-003
98995842

Received: 10/08/2004 09:30

Site: 3790 Hopyard Road, Pleasanton

Batch QC Report									
Prep(s): 5030B					Test(s): 8260B				
Laboratory Control Spike			Water			QC Batch # 2004/10/21-4B.66			
LCS	2004/10/21-4B.66-033		Extracted: 10/21/2004			Analyzed: 10/21/2004 18:33			
LCSD									

Compound	Conc. ug/L		Exp.Conc.	Recovery %		RPD	Ctrl.Limits %		Flags	
	LCS	LCSD		LCS	LCSD		%	Rec.	RPD	LCS
Methyl tert-butyl ether (MTBE)	27.9		25	111.6			65-165	20		
Benzene	26.1		25	104.4			69-129	20		
Toluene	23.1		25	92.4			70-130	20		
Surrogates(s)										
1,2-Dichloroethane-d4	436		500	87.2			76-130			
Toluene-d8	467		500	93.4			78-115			

1220 Quarry Lane

Pleasanton, CA 94566

(925) 484-1919 (925) 484-1066 fax

Shell Project Manager to be Invoiced:

- SCIENCE & ENGINEERING
- TECHNICAL SERVICES
- O&M HOUSTON

Karen Petryna

INCIDENT NUMBER (S&E ONLY)

9 8 9 9 5 8 4 2

SAP or CRMT NUMBER (TS/CRMT)

DATE: 10/8/04

PAGE: 1 of 1

SAMPLING COMPANY Cambria Environmental Technology, Inc.		LAB CODE CETS	SITE ADDRESS (Street and City) 3790 Hopyard Road, Pleasanton		GLORIA ID NO. N/A
ADDRESS 5900 Hollis Street, Suite A, Emeryville, CA 94608		EDP DELIVERABLE TO (Responsible Party or Degree) N/A	PHONE NO. N/A	SAPAL N/A	CONSULTANT PROJECT NO. 245-6497-003
PROJECT CONTACT (Name, Title or POC Report to) Cynthia Vasko		SAMPLER NAME(S) (Print) Mark Johnson			LAB USE ONLY
TELEPHONE 510-420-3344	FAX 510-420-9170	EMAIL cvasko@cambria-env.com			

TURNAROUND TIME (BUSINESS DAYS):
 10 DAYS 5 DAYS 72 HOURS 48 HOURS 24 HOURS LESS THAN 24 HOURS

LA - RWQCS REPORT FORMAT LIST AGENCY

GCMS MTBE CONFIRMATION: HIGHEST _____ HIGHEST per BORING _____ ALL _____

SPECIAL INSTRUCTIONS OR NOTES: CHECK BOX IF ECD IS NOT NEEDED

Flow Totalizer = **1430142** Hour Meter = **10570.9**

REQUESTED ANALYSIS:

TPH - Purgeable	TPH - Extractable (E15m)	BTEX	MTBE (5 ppb)	TBA	5 Oxygenates	12 PCA and EDB	Chloroform	Methanol	VOCs by 8260B	Semi-Volatiles by 8270C	Lead <input type="checkbox"/> Total <input type="checkbox"/> SMLC <input type="checkbox"/> SCLP	LUFTS <input type="checkbox"/> Total <input type="checkbox"/> SMLC <input type="checkbox"/> SCLP	CMRIT <input type="checkbox"/> Total <input type="checkbox"/> SMLC <input type="checkbox"/> SCLP	Test for Disposal	FIELD NOTES: Contains/Preservative or PID Readings or Laboratory Notes 2°C
-----------------	--------------------------	------	--------------	-----	--------------	----------------	------------	----------	---------------	-------------------------	---	--	--	-------------------	---

TEMPERATURE ON RECEIPT °C

LAB USE ONLY	Field Sample Identification	SAMPLING		MATRIX	NO. OF CONT.	TPH - Purgeable	TPH - Extractable (E15m)	BTEX	MTBE (5 ppb)	TBA	5 Oxygenates	12 PCA and EDB	Chloroform	Methanol	VOCs by 8260B	Semi-Volatiles by 8270C	Lead <input type="checkbox"/> Total <input type="checkbox"/> SMLC <input type="checkbox"/> SCLP	LUFTS <input type="checkbox"/> Total <input type="checkbox"/> SMLC <input type="checkbox"/> SCLP	CMRIT <input type="checkbox"/> Total <input type="checkbox"/> SMLC <input type="checkbox"/> SCLP	Test for Disposal	FIELD NOTES: Contains/Preservative or PID Readings or Laboratory Notes 2°C	
		DATE	TIME																			
	INF	10/8		AQ	4/6	X		X	X													VOAs w/HCI
	INF			AQ	3		X															unpreserved VOAs
	MID-1			AQ	4/6	X		X	X													VOAs w/HCI
	MID-2			AQ	4/6	X		X	X													VOAs w/HCI
	EFF			AQ	4/6	X		X	X													VOAs w/HCI
	EFF			AQ	3		X															unpreserved VOAs

Retrieved by: (Signature) <i>Mark Johnson</i>	Received by: (Signature) <i>Pat Fuller</i>	Date: 10/08/04	Time: 0930
Retrieved by: (Signature)	Received by: (Signature)	Date:	Time:
Retrieved by: (Signature)	Received by: (Signature)	Date:	Time:

Cambria Environmental Emeryville

November 23, 2004

5900 Hollis Street, Ste. A
Emeryville, CA 94608

Attn.: Cynthia Vasko

Project#: 245-0497-003

Project: 98995842

Site: 3790 Hopyard Rd., Pleasanton

Dear Ms. Vasko:

Attached is our report for your samples received on 11/05/2004 14:05

This report has been reviewed and approved for release. Reproduction of this report is permitted only in its entirety.

Please note that any unused portion of the samples will be discarded after 12/20/2004 unless you have requested otherwise.

We appreciate the opportunity to be of service to you. If you have any questions,

You can also contact me via email. My email address is: mbrewer@stl-inc.com

Sincerely,



Melissa Brewer
Project Manager

Severn Trent Laboratories, Inc.

STL San Francisco * 1220 Quarry Lane, Pleasanton, CA 94566

Tel 925 484 1919 Fax 925 484 1096 * www.stl-inc.com * CA DHS ELAP# 2496

Diesel (C9-C24)

Cambria Environmental Emeryville

Attn.: Cynthia Vasko

5900 Hollis Street, Ste. A

Emeryville, CA 94608

Phone: (510) 420-3344 Fax: (510) 420-9170

Project: 245-0497-003

98995842

Received: 11/05/2004 14:05

Site: 3790 Hopyard Rd., Pleasanton

Samples Reported

Sample Name	Date Sampled	Matrix	Lab #
INF	11/05/2004 13:15	Water	1
EFF	11/05/2004 13:00	Water	4

Diesel (C9-C24)

Cambria Environmental Emeryville

Attn.: Cynthia Vasko

5900 Hollis Street, Ste. A

Emeryville, CA 94608

Phone: (510) 420-3344 Fax: (510) 420-9170

Project: 245-0497-003

98995842

Received: 11/05/2004 14:05

Site: 3790 Hopyard Rd., Pleasanton

Prep(s): 3511	Test(s): 8015M
Sample ID: INF	Lab ID: 2004-11-0222 - 1
Sampled: 11/05/2004 13:15	Extracted: 11/16/2004 08:57
Matrix: Water	QC Batch#: 2004/11/16-02.10

Compound	Conc.	RL	Unit	Dilution	Analyzed	Flag
Diesel	110	50	ug/L	1.00	11/16/2004 16:08	ndp
Surrogate(s) o-Terphenyl	152.7	78-177	%	1.00	11/16/2004 16:08	

Diesel (C9-C24)

Cambria Environmental Emeryville
Attn.: Cynthia Vasko

5900 Hollis Street, Ste. A
Emeryville, CA 94608
Phone: (510) 420-3344 Fax: (510) 420-9170

Project: 245-0497-003
98995842

Received: 11/05/2004 14:05

Site: 3790 Hopyard Rd., Pleasanton

Prep(s): 3511	Test(s): 8015M
Sample ID: EFF	Lab ID: 2004-11-0222- 4
Sampled: 11/05/2004 13:00	Extracted: 11/16/2004 08:57
Matrix: Water	QC Batch#: 2004/11/16-02.10

Compound	Conc.	RL	Unit	Dilution	Analyzed	Flag
Diesel	ND	50	ug/L	1.00	11/16/2004 16:35	
Surrogate(s) o-Terphenyl	156.6	78-177	%	1.00	11/16/2004 16:35	

Diesel (C9-C24)

Cambria Environmental Emeryville

Attn.: Cynthia Vasko

5900 Hollis Street, Ste. A

Emeryville, CA 94608

Phone: (510) 420-3344 Fax: (510) 420-9170

Project: 245-0497-003

98995842

Received: 11/05/2004 14:05

Site: 3790 Hopyard Rd., Pleasanton

Batch QC Report					
Prep(s): 3511		Water		Test(s): 8015M	
Method Blank				QC Batch # 2004/11/16-02.10	
MB: 2004/11/16-02.10-001				Date Extracted: 11/16/2004 08:57	
Compound	Conc.	RL	Unit	Analyzed	Flag
Diesel	ND	50	ug/L	11/16/2004 13:52	
Surrogates(s) o-Terphenyl	158.7	78-177	%	11/16/2004 13:52	

Diesel (C9-C24)

Cambria Environmental Emeryville

Attn.: Cynthia Vasko

5900 Hollis Street, Ste. A

Emeryville, CA 94608

Phone: (510) 420-3344 Fax: (510) 420-9170

Project: 245-0497-003

98995842

Received: 11/05/2004 14:05

Site: 3790 Hopyard Rd., Pleasanton

Batch QC Report									
Prep(s): 3511					Test(s): 8015M				
Laboratory Control Spike			Water			QC Batch # 2004/11/16-02.10			
LCS	2004/11/16-02.10-002		Extracted: 11/16/2004			Analyzed: 11/16/2004 14:19			
LCSD	2004/11/16-02.10-003		Extracted: 11/16/2004			Analyzed: 11/16/2004 14:46			

Compound	Conc. ug/L		Exp.Conc.	Recovery %		RPD	Ctrl.Limits %		Flags	
	LCS	LCSD		LCS	LCSD		%	Rec.	RPD	LCS
Diesel	615	569	680	90.4	83.7	7.7	60-150	25		
Surrogates(s) o-Terphenyl	1.70	1.59	1.25	135.9	126.8		78-177	0		

Diesel (C9-C24)

Cambria Environmental Emeryville

Attn.: Cynthia Vasko

5900 Hollis Street, Ste. A

Emeryville, CA 94608

Phone: (510) 420-3344 Fax: (510) 420-9170

Project: 245-0497-003

98995842

Received: 11/05/2004 14:05

Site: 3790 Hopyard Rd., Pleasanton

Legend and Notes

Result Flag

ndp

Hydrocarbon reported does not match the pattern of our Diesel standard

Gas/BTEX/MTBE by 8260B (C6-C12)

Cambria Environmental Emeryville

Attn.: Cynthia Vasko

5900 Hollis Street, Ste. A

Emeryville, CA 94608

Phone: (510) 420-3344 Fax: (510) 420-9170

Project: 245-0497-003

98995842

Received: 11/05/2004 14:05

Site: 3790 Hopyard Rd., Pleasanton

Samples Reported

Sample Name	Date Sampled	Matrix	Lab #
INF	11/05/2004 13:15	Water	1
MID 1	11/05/2004 13:10	Water	2
MID 2	11/05/2004 13:05	Water	3
EFF	11/05/2004 13:00	Water	4

Gas/BTEX/MTBE by 8260B (C6-C12)

Cambria Environmental Emeryville

Attn.: Cynthia Vasko

5900 Hollis Street, Ste. A

Emeryville, CA 94608

Phone: (510) 420-3344 Fax: (510) 420-9170

Project: 245-0497-003

98995842

Received: 11/05/2004 14:05

Site: 3790 Hopyard Rd., Pleasanton

Prep(s): 5030B	Test(s): 8260B
Sample ID: INF	Lab ID: 2004-11-0222 - 1
Sampled: 11/05/2004 13:15	Extracted: 11/19/2004 21:43
Matrix: Water	QC Batch#: 2004/11/19-2A.68

Compound	Conc.	RL	Unit	Dilution	Analyzed	Flag
Gasoline [Shell]	ND	50	ug/L	1.00	11/19/2004 21:43	
Benzene	ND	0.50	ug/L	1.00	11/19/2004 21:43	
Toluene	ND	0.50	ug/L	1.00	11/19/2004 21:43	
Ethylbenzene	ND	0.50	ug/L	1.00	11/19/2004 21:43	
Total xylenes	ND	1.0	ug/L	1.00	11/19/2004 21:43	
Methyl tert-butyl ether (MTBE)	5.2	5.0	ug/L	1.00	11/19/2004 21:43	
Surrogate(s)						
1,2-Dichloroethane-d4	100.5	73-130	%	1.00	11/19/2004 21:43	
Toluene-d8	95.1	81-114	%	1.00	11/19/2004 21:43	

Gas/BTEX/MTBE by 8260B (C6-C12)

Cambria Environmental Emeryville

Attn.: Cynthia Vasko

5900 Hollis Street, Ste. A

Emeryville, CA 94608

Phone: (510) 420-3344 Fax: (510) 420-9170

Project: 245-0497-003

98995842

Received: 11/05/2004 14:05

Site: 3790 Hopyard Rd., Pleasanton

Prep(s):	5030B	Test(s):	8260B
Sample ID:	MID 1	Lab ID:	2004-11-0222 - 2
Sampled:	11/05/2004 13:10	Extracted:	11/19/2004 14:59
Matrix:	Water	QC Batch#:	2004/11/19-1A.68

Compound	Conc.	RL	Unit	Dilution	Analyzed	Flag
Gasoline [Shell]	ND	50	ug/L	1.00	11/19/2004 14:59	
Benzene	ND	0.50	ug/L	1.00	11/19/2004 14:59	
Toluene	ND	0.50	ug/L	1.00	11/19/2004 14:59	
Ethylbenzene	ND	0.50	ug/L	1.00	11/19/2004 14:59	
Total xylenes	ND	1.0	ug/L	1.00	11/19/2004 14:59	
Methyl tert-butyl ether (MTBE)	ND	5.0	ug/L	1.00	11/19/2004 14:59	
Surrogate(s)						
1,2-Dichloroethane-d4	98.0	73-130	%	1.00	11/19/2004 14:59	
Toluene-d8	91.7	81-114	%	1.00	11/19/2004 14:59	

Gas/BTEX/MTBE by 8260B (C6-C12)

Cambria Environmental Emeryville

Attn.: Cynthia Vasko

5900 Hollis Street, Ste. A

Emeryville, CA 94608

Phone: (510) 420-3344 Fax: (510) 420-9170

Project: 245-0497-003
98995842

Received: 11/05/2004 14:05

Site: 3790 Hopyard Rd., Pleasanton

Prep(s): 5030B	Test(s): 8260B
Sample ID: MID 2	Lab ID: 2004-11-0222 - 3
Sampled: 11/05/2004 13:05	Extracted: 11/19/2004 15:18
Matrix: Water	QC Batch#: 2004/11/19-1A.68

Compound	Conc.	RL	Unit	Dilution	Analyzed	Flag
Gasoline [Shell]	ND	50	ug/L	1.00	11/19/2004 15:18	
Benzene	ND	0.50	ug/L	1.00	11/19/2004 15:18	
Toluene	ND	0.50	ug/L	1.00	11/19/2004 15:18	
Ethylbenzene	ND	0.50	ug/L	1.00	11/19/2004 15:18	
Total xylenes	ND	1.0	ug/L	1.00	11/19/2004 15:18	
Methyl tert-butyl ether (MTBE)	ND	5.0	ug/L	1.00	11/19/2004 15:18	
Surrogate(s)						
1,2-Dichloroethane-d4	98.9	73-130	%	1.00	11/19/2004 15:18	
Toluene-d8	93.0	81-114	%	1.00	11/19/2004 15:18	

Gas/BTEX/MTBE by 8260B (C6-C12)

Cambria Environmental Emeryville

Attn.: Cynthia Vasko

5900 Hollis Street, Ste. A

Emeryville, CA 94608

Phone: (510) 420-3344 Fax: (510) 420-9170

Project: 245-0497-003

98995842

Received: 11/05/2004 14:05

Site: 3790 Hopyard Rd., Pleasanton

Prep(s): 5030B	Test(s): 8260B
Sample ID: EFF	Lab ID: 2004-11-0222 - 4
Sampled: 11/05/2004 13:00	Extracted: 11/19/2004 08:01
Matrix: Water	QC Batch#: 2004/11/19-1A.68

Compound	Conc.	RL	Unit	Dilution	Analyzed	Flag
Gasoline [Shell]	ND	50	ug/L	1.00	11/19/2004 08:01	
Benzene	ND	0.50	ug/L	1.00	11/19/2004 08:01	
Toluene	ND	0.50	ug/L	1.00	11/19/2004 08:01	
Ethylbenzene	ND	0.50	ug/L	1.00	11/19/2004 08:01	
Total xylenes	ND	1.0	ug/L	1.00	11/19/2004 08:01	
Methyl tert-butyl ether (MTBE)	ND	5.0	ug/L	1.00	11/19/2004 08:01	
Surrogate(s)						
1,2-Dichloroethane-d4	98.9	73-130	%	1.00	11/19/2004 08:01	
Toluene-d8	92.0	81-114	%	1.00	11/19/2004 08:01	

Gas/BTEX/MTBE by 8260B (C6-C12)

Cambria Environmental Emeryville

Attn.: Cynthia Vasko

5900 Hollis Street, Ste. A

Emeryville, CA 94608

Phone: (510) 420-3344 Fax: (510) 420-9170

Project: 245-0497-003

98995842

Received: 11/05/2004 14:05

Site: 3790 Hopyard Rd., Pleasanton

Batch QC Report					
Prep(s): 5030B			Test(s): 8260B		
Method Blank			Water		
MB: 2004/11/19-1A.68-025			QC Batch # 2004/11/19-1A.68		
			Date Extracted: 11/19/2004 07:25		
Compound	Conc.	RL	Unit	Analyzed	Flag
Gasoline [Shell]	ND	50	ug/L	11/19/2004 07:25	
Methyl tert-butyl ether (MTBE)	ND	5.0	ug/L	11/19/2004 07:25	
Benzene	ND	0.5	ug/L	11/19/2004 07:25	
Toluene	ND	0.5	ug/L	11/19/2004 07:25	
Ethylbenzene	ND	0.5	ug/L	11/19/2004 07:25	
Total xylenes	ND	1.0	ug/L	11/19/2004 07:25	
Surrogates(s)					
1,2-Dichloroethane-d4	97.0	76-130	%	11/19/2004 07:25	
Toluene-d8	91.7	78-115	%	11/19/2004 07:25	

Gas/BTEX/MTBE by 8260B (C6-C12)

Cambria Environmental Emeryville

Attn.: Cynthia Vasko

5900 Hollis Street, Ste. A

Emeryville, CA 94608

Phone: (510) 420-3344 Fax: (510) 420-9170

Project: 245-0497-003

98995842

Received: 11/05/2004 14:05

Site: 3790 Hopyard Rd., Pleasanton

Batch QC Report					
Prep(s): 5030B				Test(s): 8260B	
Method Blank		Water		QC Batch # 2004/11/19-2A.68	
MB: 2004/11/19-2A.68-002				Date Extracted: 11/19/2004 18:02	

Compound	Conc.	RL	Unit	Analyzed	Flag
Gasoline [Shell]	ND	50	ug/L	11/19/2004 18:02	
Methyl tert-butyl ether (MTBE)	ND	5.0	ug/L	11/19/2004 18:02	
Benzene	ND	0.5	ug/L	11/19/2004 18:02	
Toluene	ND	0.5	ug/L	11/19/2004 18:02	
Ethylbenzene	ND	0.5	ug/L	11/19/2004 18:02	
Total xylenes	ND	1.0	ug/L	11/19/2004 18:02	
Surrogates(s)					
1,2-Dichloroethane-d4	88.2	76-130	%	11/19/2004 18:02	
Toluene-d8	95.3	78-115	%	11/19/2004 18:02	

Gas/BTEX/MTBE by 8260B (C6-C12)

Cambria Environmental Emeryville

Attn.: Cynthia Vasko

5900 Hollis Street, Ste. A

Emeryville, CA 94608

Phone: (510) 420-3344 Fax: (510) 420-9170

Project: 245-0497-003

98995842

Received: 11/05/2004 14:05

Site: 3790 Hopyard Rd., Pleasanton

Batch QC Report									
Prep(s): 5030B					Test(s): 8260B				
Laboratory Control Spike			Water		QC Batch # 2004/11/19-1A.68				
LCS 2004/11/19-1A.68-002			Extracted: 11/19/2004		Analyzed: 11/19/2004 07:02				
LCSD									

Compound	Conc. ug/L		Exp.Conc.	Recovery %		RPD	Ctrl.Limits %		Flags	
	LCS	LCSD		LCS	LCSD		%	Rec.	RPD	LCS
Methyl tert-butyl ether (MTBE)	20.8		25	83.2			65-165	20		
Benzene	21.5		25	86.0			69-129	20		
Toluene	20.8		25	83.2			70-130	20		
Surrogates(s)										
1,2-Dichloroethane-d4	451		500	90.2			76-130			
Toluene-d8	472		500	94.4			78-115			

Severn Trent Laboratories, Inc.

STL San Francisco * 1220 Quarry Lane, Pleasanton, CA 94566

Tel 925 484 1919 Fax 925 484 1096 * www.stl-inc.com * CA DHS ELAP# 2496

11/23/2004 11:46

Page 8 of 12

Gas/BTEX/MTBE by 8260B (C6-C12)

Cambria Environmental Emeryville

Attn.: Cynthia Vasko

5900 Hollis Street, Ste. A

Emeryville, CA 94608

Phone: (510) 420-3344 Fax: (510) 420-9170

Project: 245-0497-003

98995842

Received: 11/05/2004 14:05

Site: 3790 Hopyard Rd., Pleasanton

Batch QC Report									
Prep(s): 5030B					Test(s): 8260B				
Laboratory Control Spike			Water			QC Batch # 2004/11/19-2A.68			
LCS	2004/11/19-2A.68-044		Extracted: 11/19/2004			Analyzed: 11/19/2004 17:44			
LCSD									

Compound	Conc. ug/L		Exp.Conc.	Recovery %		RPD	Ctrl.Limits %		Flags	
	LCS	LCSD		LCS	LCSD		%	Rec.	RPD	LCS
Methyl tert-butyl ether (MTBE)	26.7		25	106.8			65-165	20		
Benzene	27.2		25	108.8			69-129	20		
Toluene	26.6		25	106.4			70-130	20		
Surrogates(s)										
1,2-Dichloroethane-d4	420		500	84.0			76-130			
Toluene-d8	469		500	93.8			78-115			

Gas/BTEX/MTBE by 8260B (C6-C12)

Cambria Environmental Emeryville

Attn.: Cynthia Vasko

5900 Hollis Street, Ste. A

Emeryville, CA 94608

Phone: (510) 420-3344 Fax: (510) 420-9170

Project: 245-0497-003

98995842

Received: 11/05/2004 14:05

Site: 3790 Hopyard Rd., Pleasanton

Batch QC Report			
Prep(s):	5030B	Test(s):	8260B
Matrix Spike (MS / MSD)	Water	QC Batch #	2004/11/19-1A.68
EFF >> MS		Lab ID:	2004-11-0222 - 004
MS: 2004/11/19-1A.68-020	Extracted: 11/19/2004	Analyzed:	11/19/2004 08:20
		Dilution:	1.00
MSD: 2004/11/19-1A.68-038	Extracted: 11/19/2004	Analyzed:	11/19/2004 08:38
		Dilution:	1.00

Compound	Conc. ug/L		Spk.Level	Recovery %			Limits %		Flags		
	MS	MSD		Sample	ug/L	MS	MSD	RPD	Rec.	RPD	MS
Benzene	19.7	21.8	ND	25	78.8	87.2	10.1	69-129	20		
Toluene	18.7	20.6	ND	25	74.8	82.4	9.7	70-130	20		
Methyl tert-butyl ether	21.3	25.2	ND	25	85.2	100.8	16.8	65-165	20		
Surrogate(s)											
1,2-Dichloroethane-d4	485	521		500	97.0	104.2		76-130			
Toluene-d8	466	463		500	93.3	92.6		78-115			

Gas/BTEX/MTBE by 8260B (C6-C12)

Cambria Environmental Emeryville

Attn.: Cynthia Vasko

5900 Hollis Street, Ste. A

Emeryville, CA 94608

Phone: (510) 420-3344 Fax: (510) 420-9170

Project: 245-0497-003

98995842

Received: 11/05/2004 14:05

Site: 3790 Hopyard Rd., Pleasanton

Batch QC Report			
Prep(s):	5030B	Test(s):	8260B
Matrix Spike (MS / MSD)		Water	QC Batch # 2004/11/19-2A.68
MS/MSD		Lab ID:	2004-11-0314 - 007
MS:	2004/11/19-2A.68-029	Extracted:	11/20/2004
		Analyzed:	11/20/2004 00:29
		Dilution:	1.00
MSD:	2004/11/19-2A.68-047	Extracted:	11/20/2004
		Analyzed:	11/20/2004 00:47
		Dilution:	1.00
Sample / Analysis Flag(s): MSD: N1. (See Legend and Note Section)			

Compound	Conc. ug/L			Spk Level ug/L	Recovery %			Limits %		Flags	
	MS	MSD	Sample		MS	MSD	RPD	Rec.	RPD	MS	MSD
Benzene	24.8	18.2	ND	25	99.2	72.8	30.7	69-129	20		R1
Toluene	24.5	16.7	ND	25	98.0	66.8	37.9	70-130	20		R1,M5
Methyl tert-butyl ether	28.3	21.4	0.964	25	109.3	81.7	28.9	65-165	20		R1
Surrogate(s)											
1,2-Dichloroethane-d4	508	544		500	101.5	108.8		76-130			
Toluene-d8	479	461		500	95.8	92.2		78-115			

Gas/BTEX/MTBE by 8260B (C6-C12)

Cambria Environmental Emeryville

Attn.: Cynthia Vasko

5900 Hollis Street, Ste. A

Emeryville, CA 94608

Phone: (510) 420-3344 Fax: (510) 420-9170

Project: 245-0497-003

98995842

Received: 11/05/2004 14:05

Site: 3790 Hopyard Rd., Pleasanton

Legend and Notes

Analysis Flag

N1

Internal standard out of range.

Result Flag

M5

MS/MSD spike recoveries were below acceptance limits.
See blank spike (LCS).

R1

Analyte RPD was out of QC limits.

1220 Quarry Lane
Pleasanton, CA 94566

(925) 484-1919 (925) 484-1096 fax

Shell Project Manager to be invoiced:

- SCIENCE & ENGINEERING
- TECHNICAL SERVICES
- O&M HOUSTON

2004-11-0222

Karen Petryna

INCIDENT NUMBER (S&E ONLY)

9 8 9 9 5 8 4 2

SAP or CRMT NUMBER (TS/CRMT)

DATE: 11-5-04

PAGE: 1 of 1

SAMPLING COMPANY Cambria Environmental Technology, Inc.		LOG CODE CETS	SITE ADDRESS (Street and City) 3790 Hopyard Road, Pleasanton		GLOBAL ID NO. N/A
ADDRESS 5900 Hollis Street, Suite A, Emeryville, CA 94608		EDP DELIVERABLE TO (Responsible Party or Designated)		PHONE NO. N/A	CONSULTANT PROJECTING 245-0497-003
PROJECT CONTACT (Name/Title or PDF Report to) Cynthia Vasko		SAMPLER NAME(S) (Print) VARIAN HANEDANIAN		LAB USE ONLY	
TELEPHONE 510-420-3344	FAX 510-420-9170	EMAIL cvasko@cambria-env.com			

TURNAROUND TIME (BUSINESS DAYS):
 10 DAYS 5 DAYS 72 HOURS 48 HOURS 24 HOURS LESS THAN 24 HOURS

LA - RWQCB REPORT FORMAT LIST AGENCY: _____

OCMS MTRC CONFIRMATION: HIGHEST _____ HIGHEST per BORING _____ ALL _____

SPECIAL INSTRUCTIONS OR NOTES: CHECK BOX IF EDD IS NOT NEEDED

Field Sample Identification	SAMPLING DATE	SAMPLING TIME	MATRIX	NO. OF CONT.	TPH - Purgeable	TPH - Extractable (60-15m)	BTEX	MTRC (P ppb)	TBA	S Oxygenates	1,2 DCA and EDB	Ethanol	Methanol	VOCs by #2608	Semi-Volatiles by #2702	Lead <input type="checkbox"/> Total <input type="checkbox"/> STC <input type="checkbox"/> TSP	LUFTS <input type="checkbox"/> TSP <input type="checkbox"/> STC <input type="checkbox"/> TSP	CAM17 <input type="checkbox"/> Total <input type="checkbox"/> STC <input type="checkbox"/> TSP	Test for Disposal	FIELD NOTES: Container/Preservative or PID Readings or Laboratory Notes 30C
INF	11-5	1:15	AO	7	X	X	X	X												VOAs w/HCl + Unpress. Do's
MID 1	↓	1:10	AO	4	X		X	X												VOAs w/HCl
MID 2	↓	1:05	AO	4	X		X	X												VOAs w/HCl
EFF	↓	1:00	AO	7	X	X	X	X												VOAs w/HCl + Unpress. Do's

Flow Totalizer = **1458,650.0** Hour Meter = **4268.6**

Requested by: (Signature) <i>Vartan Hanedanian</i>	Retrieved by: (Signature) <i>[Signature]</i>	Date: 11/05/04	Time: 1405
Retrieved by: (Signature)	Requested by: (Signature)	Date:	Time:
Requested by: (Signature)	Retrieved by: (Signature)	Date:	Time:

Cambria Environmental Emeryville

December 17, 2004

5900 Hollis Street, Ste. A
Emeryville, CA 94608

Attn.: Cynthia Vasko

Project#: 245-0497-003

Project: 98995842

Site: 3790 Hopyard Road, Pleasanton

Dear Ms. Vasko:

Attached is our report for your samples received on 12/03/2004 13:05

This report has been reviewed and approved for release. Reproduction of this report is permitted only in its entirety.

Please note that any unused portion of the samples will be discarded after 01/17/2005 unless you have requested otherwise.

We appreciate the opportunity to be of service to you. If you have any questions,

You can also contact me via email. My email address is: mbrewer@stl-inc.com

Sincerely,



Melissa Brewer
Project Manager

Severn Trent Laboratories, Inc.

STL San Francisco * 1220 Quarry Lane, Pleasanton, CA 94566

Tel 925 484 1919 Fax 925 484 1096 * www.stl-inc.com * CA DHS ELAP# 2496

Gas/BTEX/MTBE by 8260B (C6-C12)

Cambria Environmental Emeryville

Attn.: Cynthia Vasko

5900 Hollis Street, Ste. A

Emeryville, CA 94608

Phone: (510) 420-3344 Fax: (510) 420-9170

Project: 245-0497-003
98995842

Received: 12/03/2004 13:05

Site: 3790 Hopyard Road, Pleasanton

Samples Reported

Sample Name	Date Sampled	Matrix	Lab #
INF	12/03/2004 12:15	Water	1
MID 1	12/03/2004 12:10	Water	2
MID 2	12/03/2004 12:05	Water	3
EFF	12/03/2004 12:00	Water	4

Gas/BTEX/MTBE by 8260B (C6-C12)

Cambria Environmental Emeryville

Attn.: Cynthia Vasko

5900 Hollis Street, Ste. A

Emeryville, CA 94608

Phone: (510) 420-3344 Fax: (510) 420-9170

Project: 245-0497-003

98995842

Received: 12/03/2004 13:05

Site: 3790 Hopyard Road, Pleasanton

Prep(s): 5030B	Test(s): 8260B
Sample ID: INF	Lab ID: 2004-12-0170 - 1
Sampled: 12/03/2004 12:15	Extracted: 12/9/2004 21:49
Matrix: Water	QC Batch#: 2004/12/09-2C.62
Analysis Flag: L1 (See Legend and Note Section)	

Compound	Conc.	RL	Unit	Dilution	Analyzed	Flag
Gasoline [Shell]	ND	250	ug/L	5.00	12/09/2004 21:49	
Benzene	ND	2.5	ug/L	5.00	12/09/2004 21:49	
Toluene	ND	2.5	ug/L	5.00	12/09/2004 21:49	
Ethylbenzene	ND	2.5	ug/L	5.00	12/09/2004 21:49	
Total xylenes	ND	5.0	ug/L	5.00	12/09/2004 21:49	
Methyl tert-butyl ether (MTBE)	ND	25	ug/L	5.00	12/09/2004 21:49	
Surrogate(s)						
1,2-Dichloroethane-d4	119.0	73-130	%	5.00	12/09/2004 21:49	
Toluene-d8	103.5	81-114	%	5.00	12/09/2004 21:49	

Gas/BTEX/MTBE by 8260B (C6-C12)

Cambria Environmental Emeryville

Attn.: Cynthia Vasko

5900 Hollis Street, Ste. A

Emeryville, CA 94608

Phone: (510) 420-3344 Fax: (510) 420-9170

Project: 245-0497-003

98995842

Received: 12/03/2004 13:05

Site: 3790 Hopyard Road, Pleasanton

Prep(s): 5030B	Test(s): 8260B
Sample ID: MID 1	Lab ID: 2004-12-0170 - 2
Sampled: 12/03/2004 12:10	Extracted: 12/8/2004 12:44
Matrix: Water	QC Batch#: 2004/12/08-1D.68

Compound	Conc.	RL	Unit	Dilution	Analyzed	Flag
Gasoline [Shell]	ND	50	ug/L	1.00	12/08/2004 12:44	Q6
Benzene	ND	0.50	ug/L	1.00	12/08/2004 12:44	
Toluene	ND	0.50	ug/L	1.00	12/08/2004 12:44	
Ethylbenzene	ND	0.50	ug/L	1.00	12/08/2004 12:44	
Total xylenes	ND	1.0	ug/L	1.00	12/08/2004 12:44	
Methyl tert-butyl ether (MTBE)	ND	5.0	ug/L	1.00	12/08/2004 12:44	
Surrogate(s)						
1,2-Dichloroethane-d4	97.4	73-130	%	1.00	12/08/2004 12:44	
Toluene-d8	88.7	81-114	%	1.00	12/08/2004 12:44	

Gas/BTEX/MTBE by 8260B (C6-C12)

Cambria Environmental Emeryville

Attn.: Cynthia Vasko

5900 Hollis Street, Ste. A

Emeryville, CA 94608

Phone: (510) 420-3344 Fax: (510) 420-9170

Project: 245-0497-003
98995842

Received: 12/03/2004 13:05

Site: 3790 Hopyard Road, Pleasanton

Prep(s): 5030B	Test(s): 8260B
Sample ID: MID 2	Lab ID: 2004-12-0170 - 3
Sampled: 12/03/2004 12:05	Extracted: 12/8/2004 13:01
Matrix: Water	QC Batch#: 2004/12/08-1D.68

Compound	Conc.	RL	Unit	Dilution	Analyzed	Flag
Gasoline [Shell]	ND	50	ug/L	1.00	12/08/2004 13:01	Q6
Benzene	ND	0.50	ug/L	1.00	12/08/2004 13:01	
Toluene	ND	0.50	ug/L	1.00	12/08/2004 13:01	
Ethylbenzene	ND	0.50	ug/L	1.00	12/08/2004 13:01	
Total xylenes	ND	1.0	ug/L	1.00	12/08/2004 13:01	
Methyl tert-butyl ether (MTBE)	ND	5.0	ug/L	1.00	12/08/2004 13:01	
Surrogate(s)						
1,2-Dichloroethane-d4	91.9	73-130	%	1.00	12/08/2004 13:01	
Toluene-d8	89.1	81-114	%	1.00	12/08/2004 13:01	

Gas/BTEX/MTBE by 8260B (C6-C12)

Cambria Environmental Emeryville

Attn.: Cynthia Vasko

5900 Hollis Street, Ste. A

Emeryville, CA 94608

Phone: (510) 420-3344 Fax: (510) 420-9170

Project: 245-0497-003
98995842

Received: 12/03/2004 13:05

Site: 3790 Hopyard Road, Pleasanton

Prep(s): 5030B	Test(s): 8260B
Sample ID: EFF	Lab ID: 2004-12-0170 - 4
Sampled: 12/03/2004 12:00	Extracted: 12/8/2004 13:19
Matrix: Water	QC Batch#: 2004/12/08-1D.68

Compound	Conc.	RL	Unit	Dilution	Analyzed	Flag
Gasoline [Shell]	ND	50	ug/L	1.00	12/08/2004 13:19	
Benzene	ND	0.50	ug/L	1.00	12/08/2004 13:19	
Toluene	ND	0.50	ug/L	1.00	12/08/2004 13:19	
Ethylbenzene	ND	0.50	ug/L	1.00	12/08/2004 13:19	
Total xylenes	ND	1.0	ug/L	1.00	12/08/2004 13:19	
Methyl tert-butyl ether (MTBE)	ND	5.0	ug/L	1.00	12/08/2004 13:19	
Surrogate(s)						
1,2-Dichloroethane-d4	101.2	73-130	%	1.00	12/08/2004 13:19	
Toluene-d8	89.6	81-114	%	1.00	12/08/2004 13:19	

Gas/BTEX/MTBE by 8260B (C6-C12)

Cambria Environmental Emeryville

Attn.: Cynthia Vasko

5900 Hollis Street, Ste. A

Emeryville, CA 94608

Phone: (510) 420-3344 Fax: (510) 420-9170

Project: 245-0497-003

98995842

Received: 12/03/2004 13:05

Site: 3790 Hopyard Road, Pleasanton

Batch QC Report					
Prep(s): 5030B			Test(s): 8260B		
Method Blank			Water		
MB: 2004/12/08-1D 68-046			QC Batch # 2004/12/08-1D.68		
			Date Extracted: 12/08/2004 07:46		
Compound	Conc.	RL	Unit	Analyzed	Flag
Gasoline [Shell]	ND	50	ug/L	12/08/2004 07:46	
Methyl tert-butyl ether (MTBE)	ND	5.0	ug/L	12/08/2004 07:46	
Benzene	ND	0.5	ug/L	12/08/2004 07:46	
Toluene	ND	0.5	ug/L	12/08/2004 07:46	
Ethylbenzene	ND	0.5	ug/L	12/08/2004 07:46	
Total xylenes	ND	1.0	ug/L	12/08/2004 07:46	
Surrogates(s)					
1,2-Dichloroethane-d4	90.6	73-130	%	12/08/2004 07:46	
Toluene-d8	89.4	81-114	%	12/08/2004 07:46	

Gas/BTEX/MTBE by 8260B (C6-C12)

Cambria Environmental Emeryville

Attn.: Cynthia Vasko

5900 Hollis Street, Ste. A

Emeryville, CA 94608

Phone: (510) 420-3344 Fax: (510) 420-9170

Project: 245-0497-003

98995842

Received: 12/03/2004 13:05

Site: 3790 Hopyard Road, Pleasanton

Batch QC Report					
Prep(s): 5030B				Test(s): 8260B	
Method Blank		Water		QC Batch # 2004/12/09-2C.62	
MB: 2004/12/09-2C.62-017				Date Extracted: 12/09/2004 18:17	

Compound	Conc.	RL	Unit	Analyzed	Flag
Gasoline [Shell]	ND	50	ug/L	12/09/2004 18:17	
Methyl tert-butyl ether (MTBE)	ND	5.0	ug/L	12/09/2004 18:17	
Benzene	ND	0.5	ug/L	12/09/2004 18:17	
Toluene	ND	0.5	ug/L	12/09/2004 18:17	
Ethylbenzene	ND	0.5	ug/L	12/09/2004 18:17	
Total xylenes	ND	1.0	ug/L	12/09/2004 18:17	
Surrogates(s)					
1,2-Dichloroethane-d4	94.0	73-130	%	12/09/2004 18:17	
Toluene-d8	100.8	81-114	%	12/09/2004 18:17	

Gas/BTEX/MTBE by 8260B (C6-C12)

Cambria Environmental Emeryville

Attn.: Cynthia Vasko

5900 Hollis Street, Ste. A

Emeryville, CA 94608

Phone: (510) 420-3344 Fax: (510) 420-9170

Project: 245-0497-003
98995842

Received: 12/03/2004 13:05

Site: 3790 Hopyard Road, Pleasanton

Batch QC Report									
Prep(s): 5030B					Test(s): 8260B				
Laboratory Control Spike			Water			QC Batch # 2004/12/08-1D.68			
LCS	2004/12/08-1D.68-028		Extracted: 12/08/2004			Analyzed: 12/08/2004 07:28			
LCSD									

Compound	Conc. ug/L		Exp.Conc.	Recovery %		RPD	Ctrl.Limits %		Flags	
	LCS	LCSD		LCS	LCSD		%	Rec.	RPD	LCS
Methyl tert-butyl ether (MTBE)	23.9		25	95.6			65-165	20		
Benzene	23.0		25	92.0			69-129	20		
Toluene	23.3		25	93.2			70-130	20		
Surrogates(s)										
1,2-Dichloroethane-d4	390		500	78.0			73-130			
Toluene-d8	457		500	91.4			81-114			

Severn Trent Laboratories, Inc.

STL San Francisco * 1220 Quarry Lane, Pleasanton, CA 94566

Tel 925 484 1919 Fax 925 484 1096 * www.stl-inc.com * CA DHS ELAP# 2496

12/16/2004 19:12

Gas/BTEX/MTBE by 8260B (C6-C12)

Cambria Environmental Emeryville

Attn.: Cynthia Vasko

5900 Hollis Street, Ste. A

Emeryville, CA 94608

Phone: (510) 420-3344 Fax: (510) 420-9170

Project: 245-0497-003

98995842

Received: 12/03/2004 13:05

Site: 3790 Hopyard Road, Pleasanton

Batch QC Report									
Prep(s): 5030B					Test(s): 8260B				
Laboratory Control Spike			Water			QC Batch # 2004/12/09-2C.62			
LCS		2004/12/09-2C.62-055		Extracted: 12/09/2004		Analyzed: 12/09/2004 17:55			
LCSD									

Compound	Conc. ug/L		Exp.Conc.	Recovery %		RPD	Ctrl.Limits %		Flags	
	LCS	LCSD		LCS	LCSD		%	Rec.	RPD	LCS
Methyl tert-butyl ether (MTBE)	22.7		25	90.8			65-165	20		
Benzene	23.5		25	94.0			69-129	20		
Toluene	22.6		25	90.4			70-130	20		
Surrogates(s)										
1,2-Dichloroethane-d4	494		500	98.8			73-130			
Toluene-d8	529		500	105.8			81-114			

Gas/BTEX/MTBE by 8260B (C6-C12)

Cambria Environmental Emeryville

Attn.: Cynthia Vasko

5900 Hollis Street, Ste. A

Emeryville, CA 94608

Phone: (510) 420-3344 Fax: (510) 420-9170

Project: 245-0497-003
98995842

Received: 12/03/2004 13:05

Site: 3790 Hopyard Road, Pleasanton

Batch QC Report			
Prep(s): 5030B			Test(s): 8260B
Matrix Spike (MS / MSD)	Water	QC Batch # 2004/12/08-1D.68	
MS/MSD		Lab ID:	2004-12-0158 - 001
MS: 2004/12/08-1D.68-008	Extracted: 12/08/2004	Analyzed:	12/08/2004 10:08
		Dilution:	1.00
MSD: 2004/12/08-1D.68-025	Extracted: 12/08/2004	Analyzed:	12/08/2004 10:25
		Dilution:	1.00

Compound	Conc. ug/L		Spk.Level	Recovery %			Limits %		Flags		
	MS	MSD		Sample	ug/L	MS	MSD	RPD	Rec.	RPD	MS
Methyl tert-butyl ether	24.5	22.6	2.3	25	88.8	90.4	1.8	65-165	20		
Benzene	19.6	21.6	ND	25	78.4	86.4	9.7	69-129	20		
Toluene	19.9	21.8	ND	25	79.6	87.2	9.1	70-130	20		
Surrogate(s)											
1,2-Dichloroethane-d4	408	374		500	81.6	74.8		73-130			
Toluene-d8	450	456		500	90.1	91.2		81-114			

Gas/BTEX/MTBE by 8260B (C6-C12)

Cambria Environmental Emeryville

Attn.: Cynthia Vasko

5900 Hollis Street, Ste. A

Emeryville, CA 94608

Phone: (510) 420-3344 Fax: (510) 420-9170

Project: 245-0497-003

98995842

Received: 12/03/2004 13:05

Site: 3790 Hopyard Road, Pleasanton

Batch QC Report			
Prep(s): 5030B			Test(s): 8260B
Matrix Spike (MS / MSD)	Water		QC Batch # 2004/12/09-2C.62
MS/MSD			Lab ID: 2004-12-0224 - 007
MS: 2004/12/09-2C.62-042	Extracted: 12/09/2004		Analyzed: 12/09/2004 20:42
			Dilution: 1.00
MSD: 2004/12/09-2C.62-004	Extracted: 12/09/2004		Analyzed: 12/09/2004 21:04
			Dilution: 1.00

Compound	Conc. ug/L			Spk. Level	Recovery %			Limits %		Flags	
	MS	MSD	Sample		ug/L	MS	MSD	RPD	Rec.	RPD	MS
Methyl tert-butyl ether	32.9	31.7	3.42	25	117.9	113.1	4.2	65-165	20		
Benzene	25.9	29.3	ND	25	103.6	117.2	12.3	69-129	20		
Toluene	25.9	27.6	ND	25	103.6	110.4	6.4	70-130	20		
Surrogate(s)											
1,2-Dichloroethane-d4	545	562		500	109.0	112.4		73-130			
Toluene-d8	515	538		500	103.0	107.6		81-114			

Gas/BTEX/MTBE by 8260B (C6-C12)

Cambria Environmental Emeryville

Attn.: Cynthia Vasko

5900 Hollis Street, Ste. A

Emeryville, CA 94608

Phone: (510) 420-3344 Fax: (510) 420-9170

Project: 245-0497-003
98995842

Received: 12/03/2004 13:05

Site: 3790 Hopyard Road, Pleasanton

Legend and Notes

Sample Comment

Lab ID: 2004-12-0170 -2

Siloxane peaks were found in the sample which are not believed to be gasoline related. If they were to be quantitated as gasoline, the concentration would be 130ug/L.

Lab ID: 2004-12-0170 -3

Siloxane peaks were found in the sample which are not believed to be gasoline related. If they were to be quantitated as gasoline, the concentration would be 77ug/L.

Analysis Flag

L1

Reporting limits raised due to high level of non-target analyte materials.

Result Flag

Q6

The concentration reported reflect(s) individual or discrete unidentified peaks not matching a typical fuel pattern.

Diesel (C9-C24)

Cambria Environmental Emeryville

Attn.: Cynthia Vasko

5900 Hollis Street, Ste. A

Emeryville, CA 94608

Phone: (510) 420-3344 Fax: (510) 420-9170

Project: 245-0497-003

98995842

Received: 12/03/2004 13:05

Site: 3790 Hopyard Road, Pleasanton

Samples Reported

Sample Name	Date Sampled	Matrix	Lab #
INF	12/03/2004 12:15	Water	1
EFF	12/03/2004 12:00	Water	4

Diesel (C9-C24)

Cambria Environmental Emeryville

Attn.: Cynthia Vasko

5900 Hollis Street, Ste. A

Emeryville, CA 94608

Phone: (510) 420-3344 Fax: (510) 420-9170

Project: 245-0497-003

98995842

Received: 12/03/2004 13:05

Site: 3790 Hopyard Road, Pleasanton

Prep(s): 3511	Test(s): 8015M
Sample ID: INF	Lab ID: 2004-12-0170 - 1
Sampled: 12/03/2004 12:15	Extracted: 12/10/2004 06:32
Matrix: Water	QC Batch#: 2004/12/10-02.10

Compound	Conc.	RL	Unit	Dilution	Analyzed	Flag
Diesel	ND	50	ug/L	1.00	12/14/2004 12:33	
<i>Surrogate(s)</i> o-Terphenyl	83.2	78-177	%	1.00	12/14/2004 12:33	

Diesel (C9-C24)

Cambria Environmental Emeryville

Attn.: Cynthia Vasko

5900 Hollis Street, Ste. A

Emeryville, CA 94608

Phone: (510) 420-3344 Fax: (510) 420-9170

Project: 245-0497-003

98995842

Received: 12/03/2004 13:05

Site: 3790 Hopyard Road, Pleasanton

Prep(s): 3511	Test(s): 8015M
Sample ID: EFF	Lab ID: 2004-12-0170 - 4
Sampled: 12/03/2004 12:00	Extracted: 12/10/2004 08:32
Matrix: Water	QC Batch#: 2004/12/10-02.10

Compound	Conc.	RL	Unit	Dilution	Analyzed	Flag
Diesel	ND	50	ug/L	1.00	12/14/2004 12:59	
Surrogate(s)						
o-Terphenyl	85.4	78-177	%	1.00	12/14/2004 12:59	

Diesel (C9-C24)

Cambria Environmental Emeryville

Attn.: Cynthia Vasko

5900 Hollis Street, Ste. A

Emeryville, CA 94608

Phone: (510) 420-3344 Fax: (510) 420-9170

Project: 245-0497-003

98995842

Received: 12/03/2004 13:05

Site: 3790 Hopyard Road, Pleasanton

Batch QC Report					
Prep(s): 3511				Test(s): 8015M	
Method Blank		Water		QC Batch # 2004/12/10-02.10	
MB: 2004/12/10-02.10-003				Date Extracted: 12/10/2004 06:32	

Compound	Conc.	RL	Unit	Analyzed	Flag
Diesel	ND	50	ug/L	12/14/2004 11:12	
Surrogates(s) o-Terphenyl	101.7	78-177	%	12/14/2004 11:12	

Diesel (C9-C24)

Cambria Environmental Emeryville

Attn.: Cynthia Vasko

5900 Hollis Street, Ste. A

Emeryville, CA 94608

Phone: (510) 420-3344 Fax: (510) 420-9170

Project: 245-0497-003

98995842

Received: 12/03/2004 13:05

Site: 3790 Hopyard Road, Pleasanton

Batch QC Report										
Prep(s): 3511						Test(s): 8015M				
Laboratory Control Spike			Water			QC Batch # 2004/12/10-02.10				
LGS	2004/12/10-02.10-001		Extracted: 12/10/2004			Analyzed: 12/13/2004 19:34				
LCSD	2004/12/10-02.10-002		Extracted: 12/10/2004			Analyzed: 12/13/2004 20:01				
Compound	Conc. ug/L		Exp. Conc.	Recovery %		RPD	Ctrl. Limits %		Flags	
	LCS	LCSD		LCS	LCSD		Rec.	RPD	LCS	LCSD
Diesel	502	484	680	73.8	71.2	3.6	60-150	25		
Surrogates(s) o-Terphenyl	1.14	1.16	1.25	91.5	93.1		78-177	0		

1220 Quarry Lane
Pleasanton, CA 94586

(925) 484-1919 (925) 484-1096 fax

Shell Project Manager to be Invoiced:

- SCIENCE & ENGINEERING
- TECHNICAL SERVICES
- CRMT HOUSTON

2004-12-0170

Karen Petryna

INCIDENT NUMBER (S&E ONLY)						
9	8	9	9	5	8	4
SAP or CRMT NUMBER (TS/CRMT)						

DATE: 12-3-04

PAGE: 1 of 1

SAMPLING COMPANY: Cambria Environmental Technology, Inc.		LOG CODE: CETS	SITE ADDRESS (Street and City): 3790 Hopyard Road, Pleasanton		GLOBAL ID NO.: N/A																
ADDRESS: 5900 Hollis Street, Suite A, Emeryville, CA 94608		TOP DELIVERABLE TO (Responsible Party or Designer): N/A		PHONE NO.: N/A	CONSULTANT PROJECT NO.: 245-0497-003																
PROJECT CONTACT (Name only or POF Report to): Cynthia Vasco		SAMPLER NAME(S) (Print): DARTAN HANEDANIAN			LAB USE ONLY:																
TELEPHONE: 510-420-3344	FAX: 510-420-0170	EMAIL: cvasco@cambria-env.com																			
TURNAROUND TIME (BUSINESS DAYS): <input checked="" type="checkbox"/> 18 DAYS <input type="checkbox"/> 5 DAYS <input type="checkbox"/> 72 HOURS <input type="checkbox"/> 48 HOURS <input type="checkbox"/> 24 HOURS <input type="checkbox"/> LESS THAN 24 HOURS			REQUESTED ANALYSIS																		
<input type="checkbox"/> LA - RWQCS REPORT FORMAT <input type="checkbox"/> UST AGENCY: _____			FIELD NOTES: Container/Preservative or PID Readings or Laboratory Notes TEMPERATURE ON RECEIPT C°: 13																		
GCMS MTBE CONFIRMATION: HIGHEST _____ HIGHEST per SCORING _____ ALL _____																					
SPECIAL INSTRUCTIONS OR NOTES: CHECK BOX IF EDD IS NOT NEEDED <input checked="" type="checkbox"/>																					
Flow Totalizer = 1525,750.0 Hour Meter = 11939.6																					
LAB USE ONLY	Field Sample Identification	SAMPLING		MATRIX	NO. OF CONT.	TESTS													TEMPERATURE ON RECEIPT C°		
		DATE	TIME			TPH - Purgeable	TPH - Extractable (60-15m)	BTEX	MTBE (5 ppb)	TBA	5 Oxygenates	1,2 DCA and EDB	Ethanol	Methanol	VOCs by 8266B	Semi-Volatiles by 8270C	Lead <input type="checkbox"/> Tolu <input type="checkbox"/> XYL <input type="checkbox"/> TOLP	LUBS <input type="checkbox"/> Tolu <input type="checkbox"/> XYL <input type="checkbox"/> TOLP		CAMIT <input type="checkbox"/> Tolu <input type="checkbox"/> XYL <input type="checkbox"/> TOLP	Test for Disposal
	INF	12-3	12:15	AG	7	X	X	X	X												VOAs w/HCl + Van's Unpres.
	MID 1	↓	12:10	AG	4	X		X	X												VOAs w/HCl
	MID 2	↓	12:05	AG	4	X		X	X												VOAs w/HCl
	EFF	↓	12:00	AG	7	X	X	X	X												VOAs w/HCl + Van's Unpres.
Requested by (Signature): <i>Dartan Hanedanian</i>		Received by (Signature): <i>Joan Mullen</i>		Date: 12-03-04		Time: 1305															
Requested by (Signature):		Received by (Signature):		Date:		Time:															
Requested by (Signature):		Received by (Signature):		Date:		Time:															