



GeoStrategies Inc.

2140 WEST WINTON AVENUE
HAYWARD, CALIFORNIA 94545

(510) 352-4800

February 7, 1992

Mr. Rick Mueller
City of Pleasanton
Pleasanton Fire Department
Post Office Box 520
Pleasanton, California 94566-0802

Reference: Shell Service Station
3790 Hopyard Road
Pleasanton, California
WIC 204-6138-0501

Mr. Mueller:

As requested by Mr. Paul Hayes of Shell Oil Company, we are forwarding a copy of the February 7, 1992 Site Update report prepared for the above referenced location. The report presents the results of the ground-water sampling conducted during the fourth quarter of 1991.

If you have any questions, please call.

Sincerely,

A handwritten signature in cursive script that reads 'Ellen Fostersmith'.

Ellen Fostersmith
Geologist

enclosure

cc: Mr. Tom Callaghan, Regional Water Quality Control Board
Mr. Paul Hayes, Shell Oil Company



GeoStrategies Inc.

SITE UPDATE

Shell Service Station
3790 Hopyard Road
Pleasanton, California
WIC 204-6138-0501

763201-12

February 7, 1992



GeoStrategies Inc.

2140 WEST WINTON AVENUE
HAYWARD, CALIFORNIA 94545

(510) 352-4800

February 7, 1992

Shell Oil Company
P.O. Box 5278
Concord, California 94520

Attn: Mr. Paul Hayes

Re: SITE UPDATE
Shell Service Station
3790 Hopyard Road
Pleasanton, California

Gentlemen:

This Site Update has been prepared by GeoStrategies Inc. (GSI) and presents the results of the 1991 fourth quarter ground-water sampling performed by Gettler-Ryan Inc. (G-R) for the above referenced site (Plate 1). The scope of work presented in this document was performed at the request of Shell Oil Company. Field work and laboratory analysis methods were performed to comply with current State of California Water Resources Control Board guidelines.

SITE BACKGROUND

There are currently twelve ground-water monitoring wells in the site vicinity; Wells S-2 through S-10 and SR-1 through SR-3 (Plate 2). These wells were installed between 1986 and 1989 by EMCON Associates, Woodward-Clyde Consultants, Pacific Environmental Group, and GSI. The old underground storage tanks were replaced in August 1988. Wells S-2 through S-5 and SR-1 through SR-3 are onsite. Wells S-6 through S-10 are offsite. These wells were installed to evaluate the vertical and horizontal extent of petroleum hydrocarbons in soils and shallow groundwater beneath the site. Well S-1 was properly destroyed in August 1988.

Quarterly monitoring and sampling of wells began in 1988. Ground-water samples have been analyzed for Total Petroleum Hydrocarbons calculated as Gasoline (TPH-Gasoline) according to EPA Method 8015 (Modified) and Benzene, Toluene, Ethylbenzene, and Xylenes (BTEX) according to EPA Method 8020.

763201-12

GeoStrategies Inc.

Shell Oil Company
February 7, 1992
Page 2

CURRENT QUARTERLY SAMPLING RESULTS

Potentiometric Data

Prior to ground-water sampling, depth to water-level measurements were obtained from each monitoring well using an electronic oil-water interface probe. Static ground-water levels were measured from the surveyed top of well box and recorded to the nearest 0.01 foot. Corresponding elevations, referenced to Mean Sea Level (MSL) datum, are presented in Table 1. Water-level data were used to construct a quarterly potentiometric map (Plate 3). Shallow ground-water flows southeast at a calculated gradient of 0.01.

Floating Product Measurements

Each well was checked for the presence of floating product using an electronic oil-water interface probe. A clear acrylic bailer was used to confirm probe results. Floating product was not observed in the wells this quarter.

Ground-water Analytical Data

Ground-water samples were collected on December 13, 1991. The samples were analyzed for TPH-Gasoline according to EPA Method 8015 (Modified) and BTEX according to EPA Method 8020 by International Technology (IT) Analytical Services, a State of California certified laboratory located in San Jose, California.

TPH-Gasoline was detected in Wells S-4, S-5, S-6, SR-1 and SR-3 at concentrations ranging from 0.05 to 1.4 parts per million (ppm). Benzene was detected in these same wells, and in Well S-2 at concentrations ranging from 0.0012 to 0.58 ppm. These data are summarized in Table 2 and included in Appendix A. These data were used to construct TPH-Gasoline and benzene isoconcentration maps (Plates 4 and 5). Historical chemical analytical data are presented in Table 3.

Quality Control

Quality Control (QC) samples for this quarter's sampling included a trip blank, a field blank, and a duplicate sample. The trip and field blanks were prepared in the laboratory and field using organic-free water to evaluate laboratory and field handling procedures. The duplicate sample was collected as a second (split) sample to assess laboratory analytical precision. The results of QC sample analyses are presented in Table 2.

GeoStrategies Inc.

Shell Oil Company
February 7, 1992
Page 3


If you have any questions, please call.

GeoStrategies Inc. by,

Robert A. Lavin Jr

Stephen J. Carter
Geologist

Michael Carey
Michael Carey
Engineering Geologist
C.E.G. 1351



SJC/MCC/dls

- Plate 1. Vicinity Map
- Plate 2. Site Plan
- Plate 3. Potentiometric Map
- Plate 4. TPH-G Isoconcentration Map
- Plate 5. Benzene Isoconcentration Map

Appendix A: Analytical Laboratory Report and Chain-of-Custody

QC Review: RAL

763201-12

TABLE 1

FIELD MONITORING DATA

WELL NO.	MONITORING DATE	CASING DIA. (IN)	TOTAL WELL DEPTH (FT)	WELL ELEV. (FT)	DEPTH TO WATER (FT)	PRODUCT THICKNESS (FT)	STATIC WATER ELEV. (FT)	PURGED WELL VOLUMES	pH	TEMPERATURE (F)	CONDUCTIVITY (UMHOS/cm)
S-2	13-Dec-91	3	34.1	329.21	15.85	----	313.36	2	7.21	66.3	3360
S-3	13-Dec-91	3	34.9	327.67	13.87	----	313.80	5	6.79	69.5	3610
S-4	13-Dec-91	3	35.5	328.53	15.20	----	313.33	2	7.00	65.0	2760
S-5	13-Dec-91	3	34.4	329.66	17.48	----	312.18	5	7.50	63.9	2670
S-6	13-Dec-91	3	34.2	327.62	15.11	----	312.51	2	6.80	68.1	1561
S-7	13-Dec-91	3	34.8	328.67	17.70	----	310.97	5	6.73	67.1	3150
S-8	13-Dec-91	3	34.2	327.00	15.73	----	311.27	4	7.50	63.8	3490
S-9	13-Dec-91	3	34.9	328.24	18.18	----	310.06	3	7.50	63.4	3010
S-10	13-Dec-91	3	34.1	326.55	14.77	----	311.78	5	6.82	66.1	1904
SR-1	13-Dec-91	4	35.2	329.78	17.37	----	312.41	5	6.50	65.2	3460
SR-2	13-Dec-91	4	35.2	328.35	15.27	----	313.08	5	7.50	65.5	3070
SR-3	13-Dec-91	4	35.0	329.11	15.80	----	313.31	5	6.50	66.8	3140

- Notes: 1. Static water elevations referenced to Mean Sea Level (MSL).
2. Physical parameter measurements represent stabilized values.

TABLE 2

GROUND-WATER ANALYSIS DATA

WELL NO	SAMPLE DATE	ANALYZED DATE	TPH-G (PPM)	BENZENE (PPM)	TOLUENE (PPM)	ETHYLBENZENE (PPM)	XYLENES (PPM)
S-2	13-Dec-91	19-Dec-91	<0.05	0.0012	<0.0005	<0.0005	<0.0005
S-3	13-Dec-91	19-Dec-91	<0.05	<0.0005	<0.0005	<0.0005	<0.0005
S-4	13-Dec-91	19-Dec-91	0.37*	0.024	0.0009	0.0013	0.046
S-5	13-Dec-91	19-Dec-91	1.4	0.58	0.019	0.11	0.080
S-6	13-Dec-91	19-Dec-91	0.15*	0.0023	<0.0005	<0.0005	0.15
S-7	13-Dec-91	19-Dec-91	<0.05	<0.0005	<0.0005	<0.0005	<0.0005
S-8	13-Dec-91	19-Dec-91	<0.05	<0.0005	<0.0005	<0.0005	<0.0005
S-9	13-Dec-91	20-Dec-91	<0.05	<0.0005	<0.0005	<0.0005	<0.0005
S-10	13-Dec-91	18-Dec-91	<0.05	<0.0005	<0.0005	<0.0005	<0.0005

CURRENT REGIONAL WATER QUALITY CONTROL BOARD MAXIMUM CONTAMINANT LEVELS

Benzene 0.001 ppm Xylenes 1.750 ppm Ethylbenzene 0.680 ppm

CURRENT DHS ACTION LEVELS

Toluene 0.1000 ppm

TPH-G = Total Petroleum Hydrocarbons calculated as Gasoline

PPM = Parts Per Million

SD = Duplicate Sample

SF = Field Blank

TB = Trip Blank

Note: 1. All data shown as <x is reported as ND (none detected).

2. DHS Action Levels and MCLs are subject to change pending State review.

* Compounds detected and calculated as low boiling hydrocarbons consist of compounds eluting within the chromatographic range of gasoline, but are not characteristic of the standard gasoline standard pattern.

TABLE 2

GROUND-WATER ANALYSIS DATA							
WELL NO	SAMPLE DATE	ANALYZED DATE	TPH-G (PPM)	BENZENE (PPM)	TOLUENE (PPM)	ETHYLBENZENE (PPM)	XYLENES (PPM)
SR-1	13-Dec-91	18-Dec-91	0.07	0.0094	0.0071	0.0066	0.022
SR-2	13-Dec-91	19-Dec-91	<0.05	<0.0005	<0.0005	<0.0005	<0.0005
SR-3	13-Dec-91	19-Dec-91	0.05	0.013	<0.0005	0.0031	0.0047
SD-5	13-Dec-91	19-Dec-91	1.7	0.70	0.029	0.13	0.10
SF-4	13-Dec-91	19-Dec-91	<0.05	<0.0005	<0.0005	<0.0005	<0.0005
TB	----	19-Dec-91	<0.05	<0.0005	<0.0005	<0.0005	<0.0005

TABLE 3

HISTORICAL GROUND-WATER QUALITY DATABASE

SAMPLE DATE	SAMPLE POINT	TPH-G (PPM)	BENZENE (PPM)	TOLUENE (PPM)	ETHLYBENZENE (PPM)	XYLENES (PPM)	
06-Nov-87	S-1	0.92	0.230	<0.005	0.150	0.150	
14-Feb-88	S-1	3.5	1.3	<0.04	0.5	0.5	
06-Aug-88	S-1	Well abandoned					
06-Nov-87	S-2	16.0	0.87	0.10	2.7	2.7	
14-Feb-88	S-2	1.8	0.44	<0.01	0.14	0.14	
13-Oct-88	S-2	0.55	0.11	0.001	0.045	0.015	
31-Jan-89	S-2	0.62	0.17	0.002	0.062	0.014	
07-Mar-89	S-2	1.90	0.26	0.27	0.13	0.26	
26-Jun-89	S-2	0.32	0.088	0.001	0.032	0.010	
08-Sep-89	S-2	0.23	0.08	0.001	0.030	0.015	
14-Dec-89	S-2	0.16	0.056	0.0005	0.021	0.003	
05-Mar-90	S-2	0.71	0.057	<0.0005	<0.0005	0.088	
14-Jun-90	S-2	0.11	0.039	0.0005	0.011	0.002	
02-Oct-90	S-2	0.29	0.084	0.0017	0.16	0.0081	
18-Dec-90	S-2	0.061	0.018	0.0014	0.0022	0.0024	
20-Mar-91	S-2	0.11	0.03	0.0022	0.01	0.0070	
26-Jun-91	S-2	0.05*	0.0063	<0.0005	0.0033	0.0019	
05-Sep-91	S-2	0.09	0.012	0.0032	0.0025	0.0023	
13-Dec-91	S-2	<0.05	0.012	<0.0005	<0.0005	<0.0005	
14-Feb-88	S-3	<0.05	<0.0005	<0.001	<0.004	<0.004	
13-Oct-88	S-3	<0.05	<0.0005	<0.001	<0.001	<0.003	
31-Jan-89	S-3	<0.05	<0.0005	<0.001	<0.001	<0.003	
07-Mar-89	S-3	<0.05	<0.0005	<0.001	<0.001	<0.003	
26-Jun-89	S-3	<0.05	<0.0005	<0.001	<0.001	<0.003	
08-Sep-89	S-3	<0.05	<0.0005	<0.001	<0.001	<0.003	
14-Dec-89	S-3	<0.05	<0.0005	<0.0005	<0.0005	<0.001	

TABLE 3

HISTORICAL GROUND-WATER QUALITY DATABASE

SAMPLE DATE	SAMPLE POINT	TPH-G (PPH)	BENZENE (PPM)	TOLUENE (PPM)	ETHLYBENZENE (PPM)	XYLENES (PPM)
05-Mar-90	S-3	<0.050	<0.0005	<0.0005	<0.0005	<0.001
14-Jun-90	S-3	<0.5	<0.0005	<0.0005	<0.0005	<0.001
02-Oct-90	S-3	<0.05	<0.0005	<0.0005	<0.0005	0.0010
18-Dec-90	S-3	<0.05	<0.0005	0.0016	<0.0005	0.0020
20-Mar-91	S-3	0.07	0.0023	0.0089	0.0040	0.023
26-Jun-91	S-3	<0.05	<0.0005	<0.0005	<0.0005	<0.0005
05-Sep-91	S-3	<0.05	<0.0005	<0.0005	<0.0005	<0.0005
13-Dec-91	S-3	<0.05	<0.0005	<0.0005	<0.0005	<0.0005
14-Feb-88	S-4	5.1	0.16	0.008	0.73	0.73
13-Oct-88	S-4	0.53	0.024	0.001	0.025	0.016
31-Jan-89	S-4	1.1	0.033	0.002	0.020	0.024
07-Mar-89	S-4	0.65	0.037	0.001	0.035	0.027
26-Jun-89	S-4	0.67	0.11	<0.001	0.085	0.071
08-Sep-89	S-4	0.38	0.032	<0.001	0.036	0.026
14-Dec-89	S-4	0.21	0.021	<0.0005	0.030	0.023
05-Mar-90	S-4	0.35	0.043	<0.0005	0.024	0.047
14-Jun-90	S-4	0.43	0.074	<0.0005	0.071	0.046
02-Oct-90	S-4	0.70	0.074	0.0022	0.10	0.055
18-Dec-90	S-4	1.4	0.18	0.0029	0.28	0.23
20-Mar-91	S-4	1.2	0.10	<0.002	0.21	0.13
26-Jun-91	S-4	0.22	0.014	<0.0005	0.034	0.017
05-Sep-91	S-4	0.58	0.031	0.0008	0.053	0.026
13-Dec-91	S-4	0.37	0.024	0.0009	0.0013	0.046
14-Feb-88	S-5	1.0	0.04	0.086	0.180	0.180
13-Oct-88	S-5	0.56	0.066	0.020	0.018	0.036
31-Jan-89	S-5	0.18	0.027	0.008	0.009	0.013
07-Mar-89	S-5	3.8	0.52	0.53	0.26	0.57

TABLE 3

HISTORICAL GROUND-WATER QUALITY DATABASE

SAMPLE DATE	SAMPLE POINT	TPH-G (PPM)	BENZENE (PPM)	TOLUENE (PPM)	ETHLYBENZENE (PPM)	XYLENES (PPM)
26-Jun-89	S-5	<0.05	0.0038	<0.001	0.002	<0.003
08-Sep-89	S-5	0.11	0.025	0.002	0.002	0.012
14-Dec-89	S-5	1.7	0.30	0.086	0.067	0.14
05-Mar-90	S-5	1.1	0.10	0.11	0.079	0.24
14-Jun-90	S-5	0.6	0.094	0.036	0.04	0.062
02-Oct-90	S-5	4.5	1.4	0.16	0.26	0.30
20-Nov-90	S-5	16.	4.6	0.72	0.79	1.0
18-Dec-90	S-5	25.	7.6	1.1	1.3	2.3
20-Mar-91	S-5	0.31	0.039	0.012	0.018	0.03
26-Jun-91	S-5	1.3	0.25	0.062	0.12	0.16
05-Sep-91	S-5	4.7	0.66	0.15	0.17	0.28
13-Dec-91	S-5	1.4	0.58	0.019	0.11	0.08
13-Oct-88	S-6	1.1	0.0130	0.001	0.042	0.033
31-Jan-89	S-6	0.34	0.0038	<0.001	0.008	0.003
07-Mar-89	S-6	0.19	0.0038	<0.001	0.007	0.003
26-Jun-89	S-6	0.48	0.015	<0.001	0.006	<0.003
08-Sep-89	S-6	0.27	0.0013	0.001	0.007	<0.003
15-Dec-89	S-6	0.32	0.0010	<0.0005	0.0026	<0.001
06-Mar-90	S-6	0.42	0.0031	<0.0005	0.014	<0.001
14-Jun-90	S-6	0.37	0.0037	0.0009	0.0048	0.003
02-Oct-90	S-6	0.19	0.0066	0.0016	0.0019	0.0028
18-Dec-90	S-6	0.43	0.010	0.0007	0.0016	0.0015
20-Mar-91	S-6	0.13*	0.0066	0.0006	0.0007	0.003
26-Jun-91	S-6	0.12*	0.0038	0.0008	<0.0005	0.0017
05-Sep-91	S-6	0.06	<0.0005	0.0008	<0.0005	0.0005
13-Dec-91	S-6	0.15	0.0023	<0.0005	<0.0005	0.15
13-Oct-88	S-7	<0.05	0.0006	0.001	<0.001	<0.003

TABLE 3

HISTORICAL GROUND-WATER QUALITY DATABASE

SAMPLE DATE	SAMPLE POINT	TPH-G (PPM)	BENZENE (PPM)	TOLUENE (PPM)	ETHLYBENZENE (PPM)	XYLENES (PPM)
31-Jan-89	S-7	<0.05	<0.0005	<0.001	<0.001	<0.003
07-Mar-89	S-7	<0.05	<0.0005	<0.001	<0.001	<0.003
26-Jun-89	S-7	<0.05	<0.0005	<0.001	<0.001	<0.003
08-Sep-89	S-7	<0.05	<0.0005	<0.001	<0.001	<0.003
15-Dec-89	S-7	<0.05	<0.0005	<0.0005	<0.0005	<0.001
06-Mar-90	S-7	<0.050	<0.0005	<0.0005	<0.0005	<0.001
14-Jun-90	S-7	<0.05	<0.0005	<0.0005	<0.0005	<0.001
02-Oct-90	S-7	<0.05	<0.0005	0.0006	<0.0005	0.0009
18-Dec-90	S-7	<0.05	0.0005	<0.0005	<0.0005	0.00086
20-Mar-91	S-7	<0.05	<0.0005	<0.0005	<0.0005	<0.0005
26-Jun-91	S-7	<0.05	<0.0005	<0.0005	<0.0005	<0.0005
05-Sep-91	S-7	<0.05	<0.0005	0.0006	<0.0005	<0.0005
13-Dec-91	S-7	<0.05	<0.0005	<0.0005	<0.0005	<0.0005
07-Mar-89	S-8	<0.05	0.0012	0.001	<0.001	<0.003
26-Jun-89	S-8	<0.05	0.0008	0.001	<0.001	<0.003
08-Sep-89	S-8	<0.05	<0.0005	<0.001	<0.001	<0.003
14-Dec-89	S-8	<0.05	<0.0005	<0.0005	<0.0005	<0.001
05-Mar-90	S-8	<0.050	<0.0005	0.0005	<0.0005	<0.001
14-Jun-90	S-8	<0.05	<0.0005	<0.0005	<0.0005	<0.001
02-Oct-90	S-8	<0.05	<0.0005	<0.0005	<0.0005	<0.0005
18-Dec-90	S-8	<0.05	0.0029	0.0070	0.0010	0.0064
20-Mar-91	S-8	0.05*	0.0008	0.0016	0.0026	0.0052
26-Jun-91	S-8	<0.05	<0.0005	<0.0005	<0.0005	<0.0005
05-Sep-91	S-8	<0.05	<0.0005	<0.0005	<0.0005	<0.0005
13-Dec-91	S-8	<0.05	<0.0005	<0.0005	<0.0005	<0.0005
07-Mar-89	S-9	<0.05	<0.0005	<0.001	<0.001	<0.003
26-Jun-89	S-9	<0.05	<0.0005	<0.001	<0.001	<0.003

TABLE 3

HISTORICAL GROUND-WATER QUALITY DATABASE

SAMPLE DATE	SAMPLE POINT	TPH-G (PPM)	BENZENE (PPM)	TOLUENE (PPM)	ETHLYBENZENE (PPM)	XYLENES (PPM)
08-Sep-89	S-9	<0.05	0.0017	0.002	<0.001	<0.003
15-Dec-89	S-9	<0.05	0.0005	<0.0005	<0.0005	<0.001
06-Mar-90	S-9	<0.050	<0.0005	<0.0005	<0.0005	<0.001
14-Jun-90	S-9	<0.05	<0.0005	<0.0005	<0.0005	<0.001
02-Oct-90	S-9	<0.05	<0.0005	<0.0005	<0.0005	<0.0005
18-Dec-90	S-9	<0.05	0.020	0.027	0.0071	0.035
20-Mar-91	S-9	0.07*	0.0007	0.0007	<0.0005	0.0010
26-Jun-91	S-9	<0.05	<0.0005	<0.0005	<0.0005	<0.0005
05-Sep-91	S-9	<0.05	<0.0005	0.0008	<0.0005	<0.0005
13-Dec-91	S-9	<0.05	<0.0005	0.0008	<0.0005	<0.0005
11-Aug-89	S-10	<0.05	<0.0005	<0.001	<0.001	<0.003
08-Sep-89	S-10	<0.05	<0.0005	<0.001	<0.001	<0.003
15-Dec-89	S-10	<0.05	<0.0005	<0.0005	<0.0005	<0.001
06-Mar-90	S-10	<0.050	<0.0005	<0.0005	<0.0005	<0.001
14-Jun-90	S-10	<0.05	<0.0005	<0.0005	<0.0005	<0.001
02-Oct-90	S-10	<0.05	<0.0005	<0.0005	<0.0005	0.0010
18-Dec-90	S-10	<0.05	<0.0005	<0.0005	<0.0005	0.0014
20-Mar-91	S-10	<0.05	<0.0005	<0.0005	<0.0005	<0.0005
26-Jun-91	S-10	0.05	0.0018	0.0058	0.0019	0.013
05-Sep-91	S-10	<0.05	<0.0005	<0.0005	<0.0005	<0.0005
13-Dec-91	S-10	<0.05	<0.0005	<0.0005	<0.0005	<0.0005
11-Oct-89	SR-1	0.20	0.10	<0.001	0.010	0.010
14-Dec-89	SR-1	0.5	0.21	<0.0005	0.016	0.016
05-Mar-90	SR-1	0.064	0.020	<0.0005	0.0015	0.004
14-Jun-90	SR-1	0.06	0.017	<0.0005	0.0019	0.001
02-Oct-90	SR-1	<0.05	0.0050	<0.0005	<0.0005	<0.0005
18-Dec-90	SR-1	<0.05	0.028	0.0055	0.0045	0.0045

TABLE 3

HISTORICAL GROUND-WATER QUALITY DATABASE

SAMPLE DATE	SAMPLE POINT	TPH-G (PPM)	BENZENE (PPM)	TOLUENE (PPM)	ETHLYBENZENE (PPM)	XYLENES (PPM)
20-Mar-91	SR-1	<0.05*	0.0042	<0.0005	0.0014	0.0005
26-Jun-91	SR-1	<0.05	0.0050	<0.0005	0.0005	<0.0005
05-Sep-91	SR-1	<0.05	0.0086	<0.0005	0.0007	<0.0005
13-Dec-91	SR-1	0.07	0.0094	0.0071	0.0066	0.022
11-Oct-89	SR-2	0.88	<0.01	0.001	0.029	0.033
14-Dec-89	SR-2	1.1	0.017	<0.0005	0.10	0.067
05-Mar-90	SR-2	0.14	0.0030	<0.0005	0.012	0.007
14-Jun-90	SR-2	<0.05	<0.0005	<0.0005	0.0026	<0.001
02-Oct-90	SR-2	<0.05	<0.0005	<0.0005	0.0005	<0.0005
18-Dec-90	SR-2	<0.05	0.0016	0.0014	0.0016	0.0027
20-Mar-91	SR-2	0.09	0.0013	<0.0005	0.0061	0.0014
26-Jun-91	SR-2	<0.05	0.0006	<0.0005	0.0017	<0.0005
05-Sep-91	SR-2	<0.05	0.0012	<0.0005	0.0012	<0.0005
13-Dec-91	SR-2	<0.05	<0.0005	<0.0005	<0.0005	<0.0005
11-Oct-89	SR-3	0.50	0.092	0.010	0.043	0.10
14-Dec-89	SR-3	2.4	0.31	0.027	0.17	0.34
05-Mar-90	SR-3	0.070	0.015	0.0008	0.0058	0.010
14-Jun-90	SR-3	0.47	0.059	0.0023	0.035	0.05
02-Oct-90	SR-3	1.7	0.091	0.0062	0.0070	0.10
18-Dec-90	SR-3	0.14	0.010	0.0008	0.0075	0.014
20-Mar-91	SR-3	1.35	0.97	0.0036	0.064	0.079
26-Jun-91	SR-3	0.24	0.048	0.015	0.020	N/A
26-Jun-91	SR-3	0.24	0.048	0.0042	0.015	0.020
05-Sep-91	SR-3	0.16	0.019	<0.0005	0.006	0.0059
13-Dec-91	SR-3	0.05	0.013	<0.0005	0.0031	0.0047

TABLE 3

HISTORICAL GROUND-WATER QUALITY DATABASE

SAMPLE DATE	SAMPLE POINT	TPH-G (PPM)	BENZENE (PPM)	TOLUENE (PPM)	ETHLYBENZENE (PPM)	XYLENES (PPM)
----------------	-----------------	----------------	------------------	------------------	-----------------------	------------------

Current Regional Water Quality Control Board Maximum Contaminant Levels

Benzene = 0.001 ppm Xylenes = 1.750 ppm Ethylbenzene = 0.680 ppm

Current DHS Action Levels Toluene = 0.1000 ppm

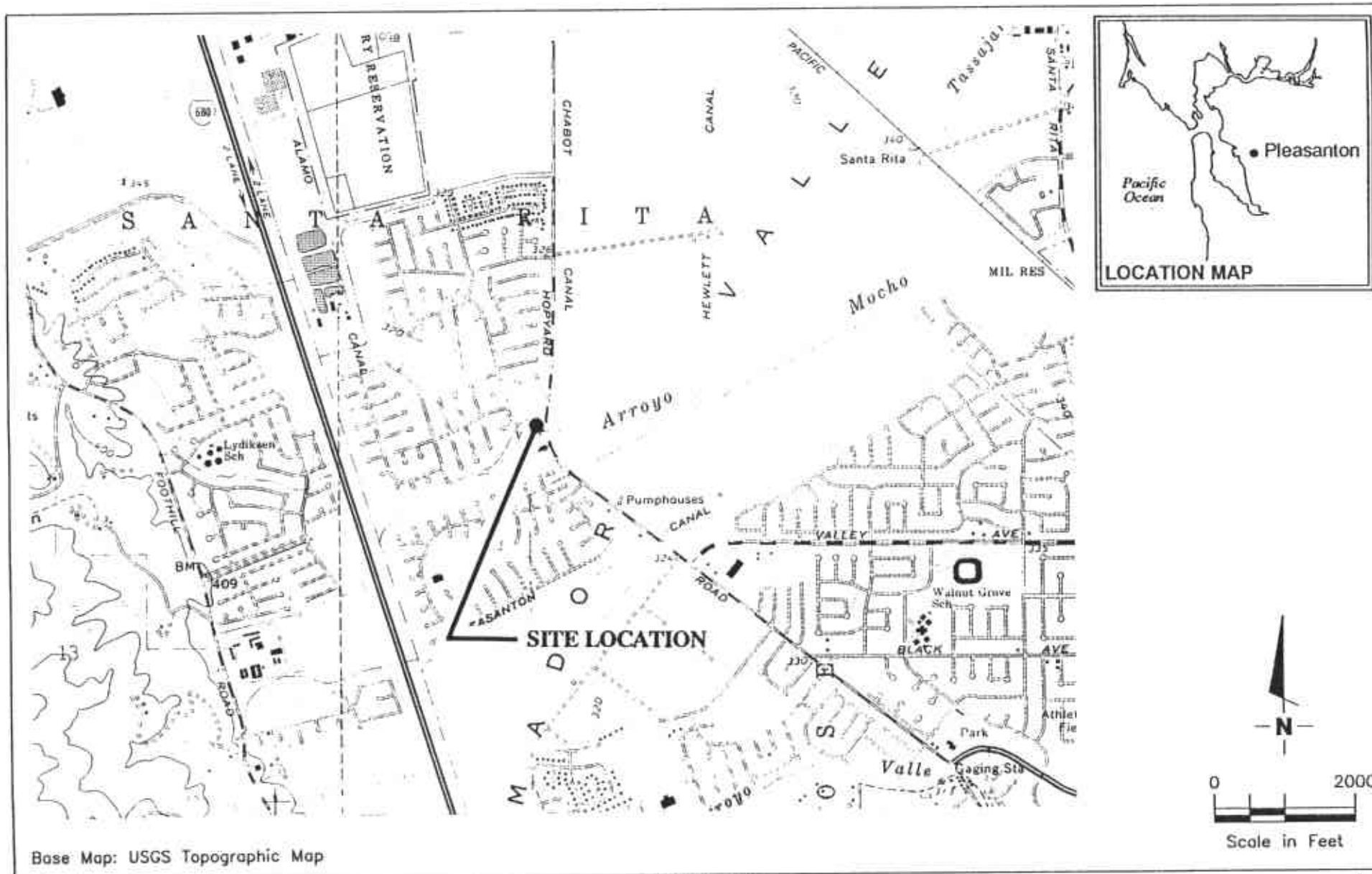
TPH-G = Total Petroleum Hydrocarbons calculated as Gasoline

PPM = Parts Per Million

* Compounds detected and calculated as low boiling hydrocarbons consist of compounds eluting within the chromatographic range of gasoline, but are not characteristic of the standard gasoline standard pattern.

NOTE: 1. DHS Action levels and MCL's are subject to change pending State of California review.

2. All data shown as <X are reported as ND (none detected).



Base Map: USGS Topographic Map



GeoStrategies Inc.

VICINITY MAP
 Shell Service Station
 3790 Hopyard Road
 Pleasanton, California

PLATE

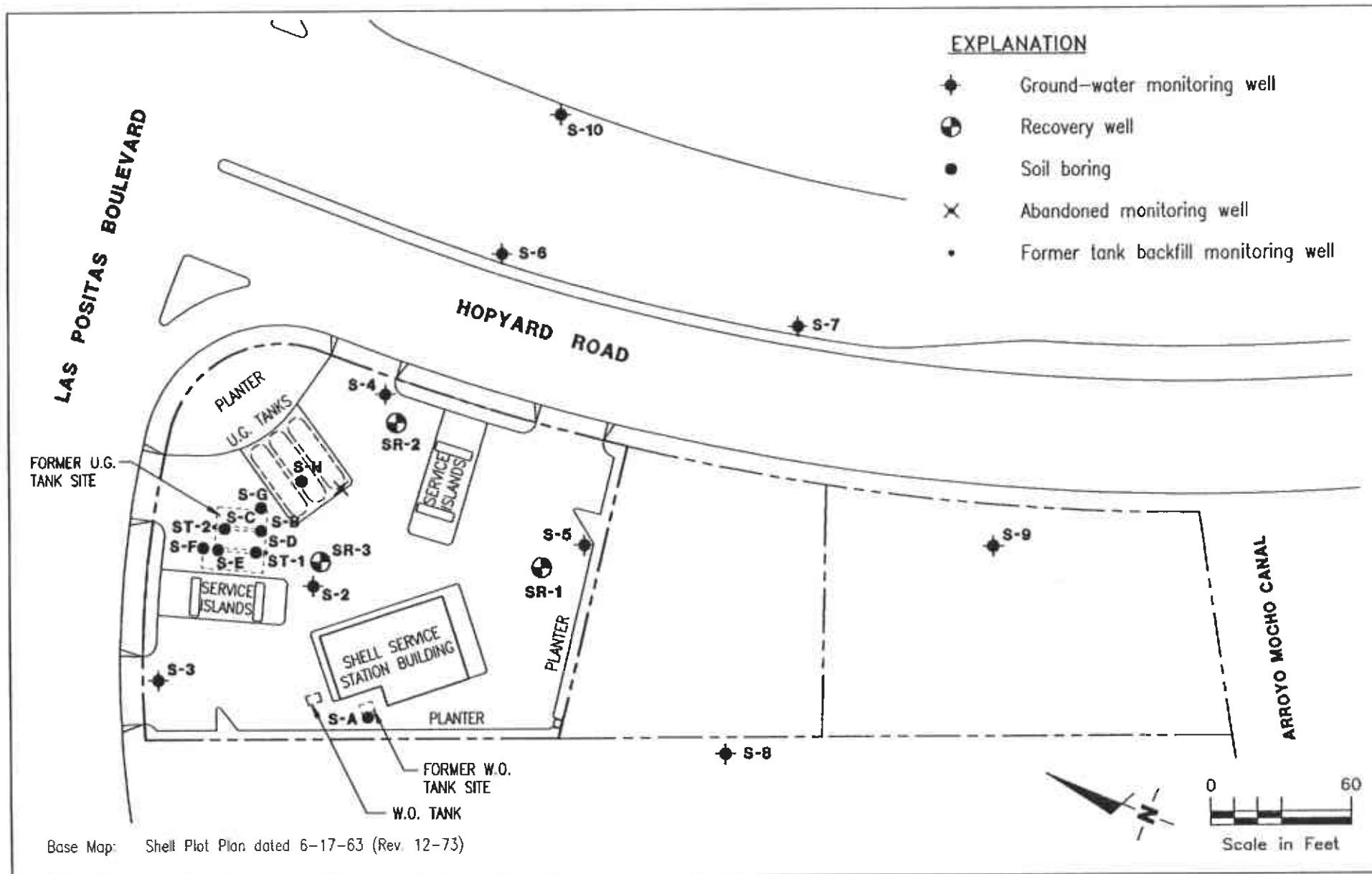


JOB NUMBER
 7632

REVIEWED BY

DATE
 2/91

REVISED DATE



GeoStrategies Inc.

SITE PLAN
 Shell Service Station
 3790 Hopyard Road
 Pleasanton, California

PLATE

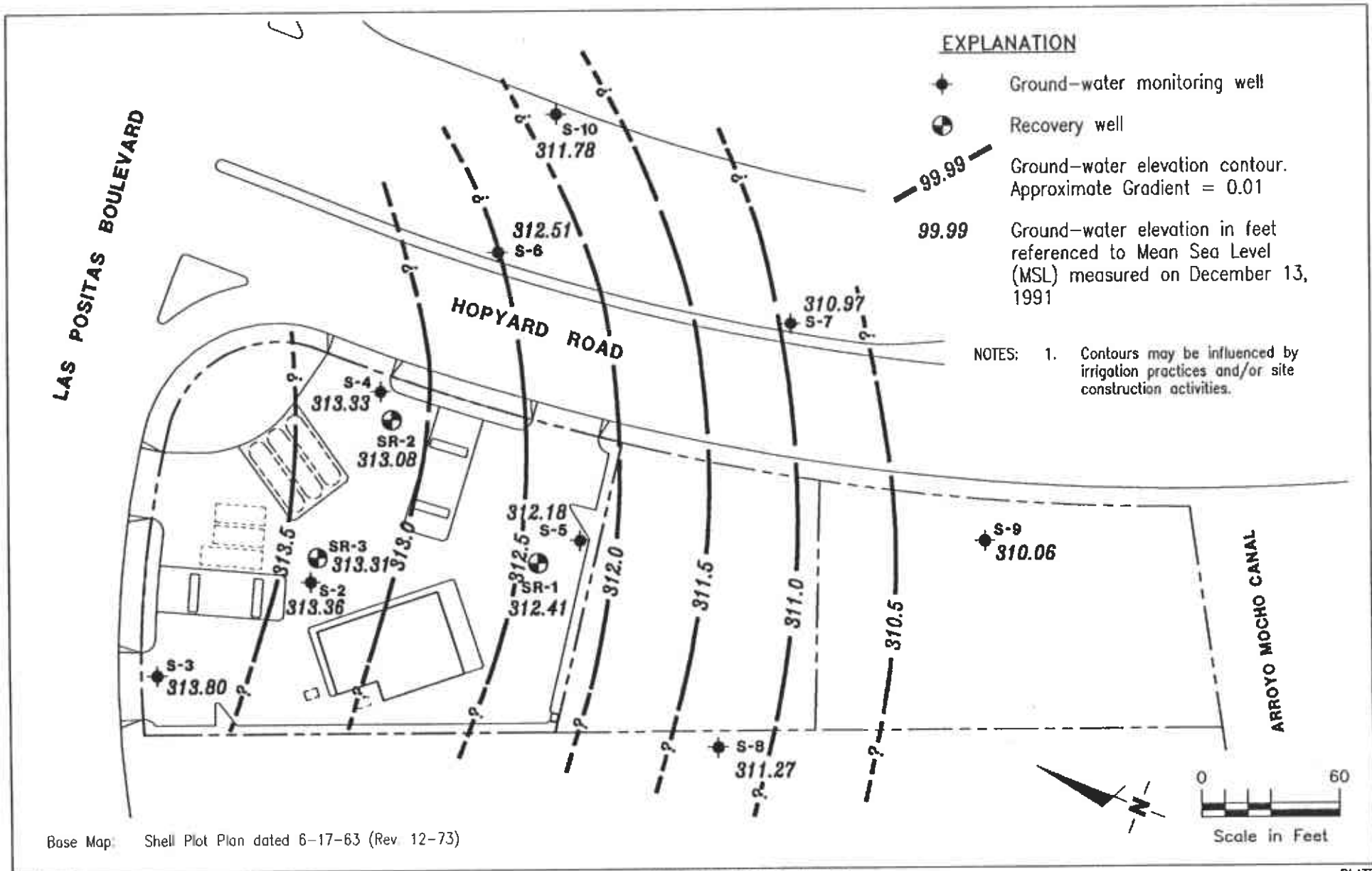
2

JOB NUMBER
763201-12

REVIEWED BY
CFS

DATE
2/92

REVISED DATE



GeoStrategies Inc.

POTENTIOMETRIC MAP
 Shell Service Station
 3790 Hopyard Road
 Pleasanton, California

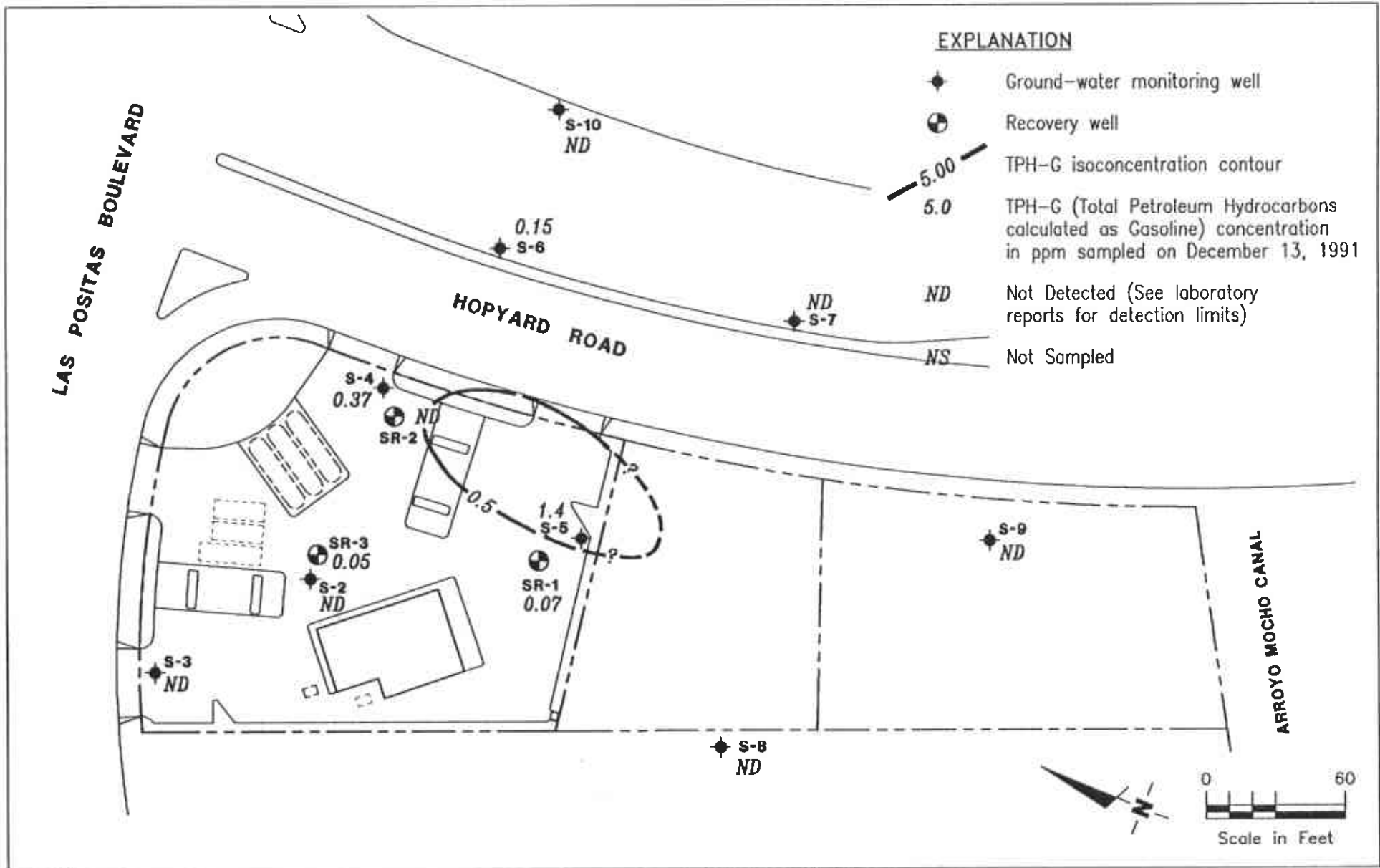
PLATE
3

JOB NUMBER
 763201-12

REVIEWED BY
 P.R.S.

DATE
 2/92

REVISED DATE



GeoStrategies Inc.

TPH-G ISOCONCENTRATION MAP

Shell Service Station
3790 Hopyard Road
Pleasanton, California

PLATE

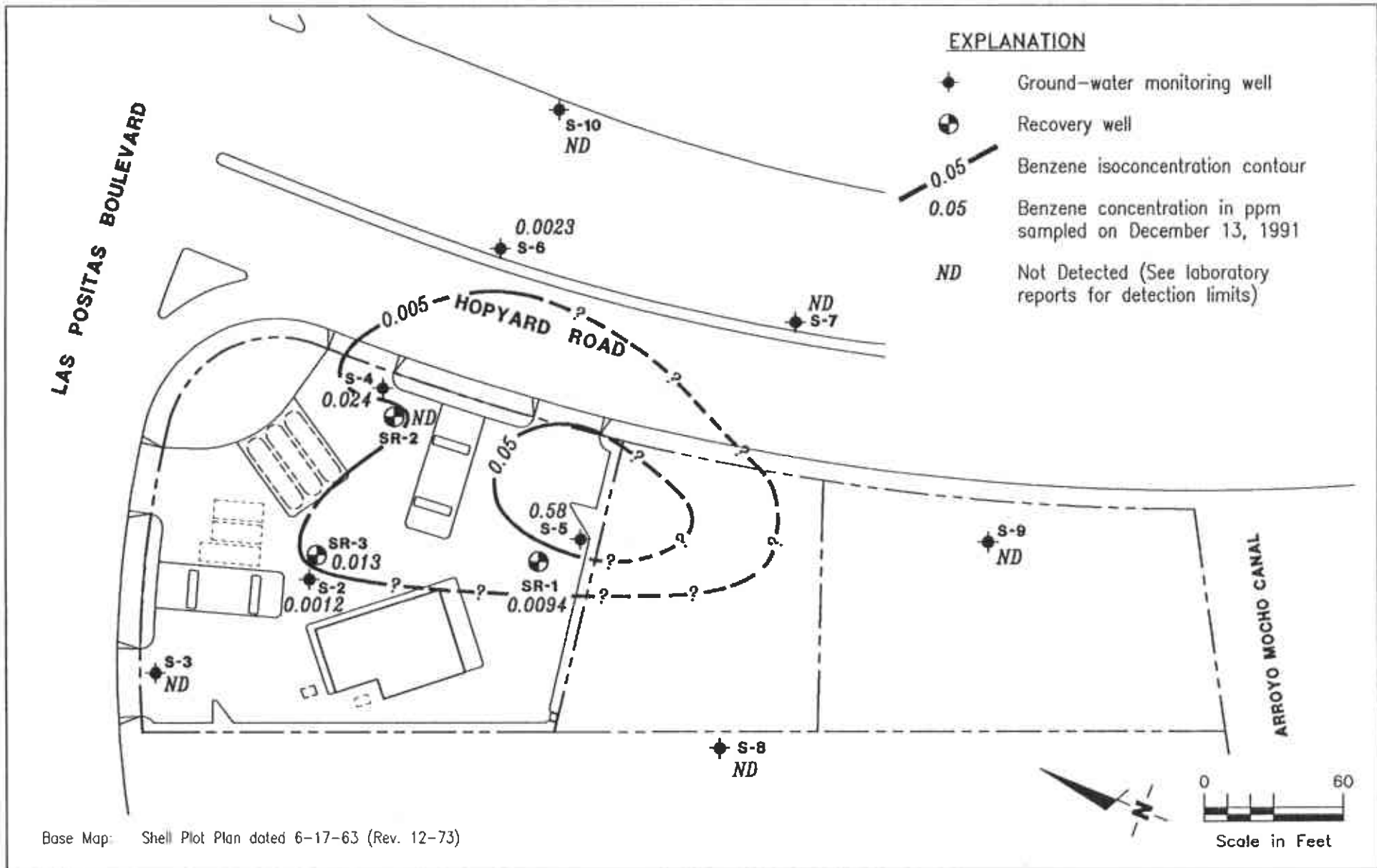
4

JOB NUMBER
763201-12

REVIEWED BY
RAS

DATE
2/92

REVISED DATE



GeoStrategies Inc.

BENZENE ISOCONCENTRATION MAP
 Shell Service Station
 3790 Hopyard Road
 Pleasanton, California

PLATE

5

JOB NUMBER
763201-12

REVIEWED BY
ES

DATE
2/92

REVISED DATE

GeoStrategies Inc.

APPENDIX A
ANALYTICAL LABORATORY REPORT
AND CHAIN-OF-CUSTODY



ANALYTICAL SERVICES

RECEIVED

DEC 30 1991

GETTLER-RYAN, INC.
GENERAL CONTRACTORS

CERTIFICATE OF ANALYSIS

Shell Oil Company
Gettler-Ryan
2150 West Winton
Hayward, CA 94545
Tom Paulson

Date: 12/27/91

Work Order: T1-12-152

P.O. Number: MOH 880-021 Vendor #I0002402

This is the Certificate of Analysis for the following samples:

Client Work ID: GR3632, 3790 Hopyard, Plsntn
Date Received: 12/16/91
Number of Samples: 8
Sample Type: aqueous

TABLE OF CONTENTS FOR ANALYTICAL RESULTS

<u>PAGES</u>	<u>LABORATORY #</u>	<u>SAMPLE IDENTIFICATION</u>
2	T1-12-152-01	S-2
3	T1-12-152-02	S-3
4	T1-12-152-03	S-4
5	T1-12-152-04	S-5
6	T1-12-152-05	S-6
7	T1-12-152-06	S-7
8	T1-12-152-07	S-8
9	T1-12-152-08	S-9
11	T1-12-152-09	Quality Control

Reviewed and Approved:

Richard Jacobs
Project Manager

American Council of Independent Laboratories
International Association of Environmental Testing Laboratories
American Association for Laboratory Accreditation

Company: Shell Oil Company

Date: 12/27/91

Client Work ID: GR3632, 3790 Hopyard, Plsntn

Work Order: T1-12-152

TEST NAME: Petroleum Hydrocarbons

SAMPLE ID: S-2

SAMPLE DATE: 12/13/91

LAB SAMPLE ID: T112152-01

SAMPLE MATRIX: aqueous

RECEIPT CONDITION: Cool pH > 2

RESULTS in Milligrams per Liter:

	METHOD	EXTRACTION DATE	ANALYSIS DATE
BTEX	8020		12/19/91
Low Boiling Hydrocarbons	Mod.8015		12/19/91

PARAMETER	DETECTION LIMIT	DETECTED
Low Boiling Hydrocarbons calculated as Gasoline	0.05	None
BTEX		
Benzene	0.0005	0.0012
Toluene	0.0005	None
Ethylbenzene	0.0005	None
Xylenes (total)	0.0005	None

SURROGATES	% REC
1,3-Dichlorobenzene (Gasoline)	84.
1,3-Dichlorobenzene (BTEX)	95.

Company: Shell Oil Company

Date: 12/27/91

Client Work ID: GR3632, 3790 Hopyard, Plsntn

Work Order: T1-12-152

TEST NAME: Petroleum Hydrocarbons

SAMPLE ID: S-3

SAMPLE DATE: 12/13/91

LAB SAMPLE ID: T112152-02

SAMPLE MATRIX: aqueous

RECEIPT CONDITION: Cool pH < 2

RESULTS in Milligrams per Liter:

	METHOD	EXTRACTION DATE	ANALYSIS DATE
BTEX	8020		12/19/91
Low Boiling Hydrocarbons	Mod.8015		12/19/91

PARAMETER	DETECTION LIMIT	DETECTED
Low Boiling Hydrocarbons calculated as Gasoline	0.05	None
BTEX		
Benzene	0.0005	None
Toluene	0.0005	None
Ethylbenzene	0.0005	None
Xylenes (total)	0.0005	None

SURROGATES	% REC
1,3-Dichlorobenzene (Gasoline)	99.
1,3-Dichlorobenzene (BTEX)	95.

Company: Shell Oil Company

Date: 12/27/91

Client Work ID: GR3632, 3790 Hopyard, Plantn

Work Order: T1-12-152

TEST NAME: Petroleum Hydrocarbons

SAMPLE ID: S-4

SAMPLE DATE: 12/13/91

LAB SAMPLE ID: T112152-03

SAMPLE MATRIX: aqueous

RECEIPT CONDITION: Cool pH > 2

RESULTS in Milligrams per Liter:

	METHOD	EXTRACTION DATE	ANALYSIS DATE
BTEX	8020		12/19/91
Low Boiling Hydrocarbons	Mod.8015		12/19/91

PARAMETER	DETECTION LIMIT	DETECTED
Low Boiling Hydrocarbons calculated as Gasoline	0.05	0.37 &
BTEX		
Benzene	0.0005	0.024
Toluene	0.0005	0.0009
Ethylbenzene	0.0005	0.0013
Xylenes (total)	0.0005	0.046

SURROGATES	% REC
1,3-Dichlorobenzene (Gasoline)	113.
1,3-Dichlorobenzene (BTEX)	105.

Comments:

& Compounds detected and calculated as low boiling hydrocarbons consist of compounds eluting within the chromatographic range of gasoline, but are not characteristic of the standard gasoline standard pattern.

Company: Shell Oil Company
 Date: 12/27/91
 Client Work ID: GR3632, 3790 Hopyard, Plsntn

IT ANALYTICAL SERVICES
 SAN JOSE, CA

Work Order: T1-12-152

TEST NAME: Petroleum Hydrocarbons

SAMPLE ID: S-5
 SAMPLE DATE: 12/13/91
 LAB SAMPLE ID: T112152-04
 SAMPLE MATRIX: aqueous
 RECEIPT CONDITION: Cool pH < 2

RESULTS in Milligrams per Liter:

	METHOD	EXTRACTION DATE	ANALYSIS DATE
BTEX	8020		12/19/91
Low Boiling Hydrocarbons	Mod.8015		12/19/91

PARAMETER	DETECTION LIMIT	DETECTED
Low Boiling Hydrocarbons calculated as Gasoline	0.25	1.4
BTEX		
Benzene	0.0025	0.58
Toluene	0.0025	0.019
Ethylbenzene	0.0025	0.11
Xylenes (total)	0.0025	0.080

SURROGATES	% REC
1,3-Dichlorobenzene (Gasoline)	102.
1,3-Dichlorobenzene (BTEX)	104.

Company: Shell Oil Company

Date: 12/27/91

Client Work ID: GR3632, 3790 Hopyard, Plsntn

Work Order: T1-12-152

TEST NAME: Petroleum Hydrocarbons

SAMPLE ID: S-6

SAMPLE DATE: 12/13/91

LAB SAMPLE ID: T112152-05

SAMPLE MATRIX: aqueous

RECEIPT CONDITION: Cool pH < 2

RESULTS in Milligrams per Liter:

	METHOD	EXTRACTION DATE	ANALYSIS DATE
BTEX	8020		12/19/91
Low Boiling Hydrocarbons	Mod.8015		12/19/91

PARAMETER	DETECTION LIMIT	DETECTED
Low Boiling Hydrocarbons calculated as Gasoline	0.05	0.15 &
BTEX		
Benzene	0.0005	0.0023
Toluene	0.0005	None
Ethylbenzene	0.0005	None
Xylenes (total)	0.0005	0.15
SURROGATES	& REC	
1,3-Dichlorobenzene (Gasoline)	100.	
1,3-Dichlorobenzene (BTEX)	98.	

Comments:

& Compounds detected and calculated as low boiling hydrocarbons consist of compounds eluting within the chromatographic range of gasoline, but are not characteristic of the standard gasoline standard pattern.

Company: Shell Oil Company

Date: 12/27/91

Client Work ID: GR3632, 3790 Hopyard, Plsntn

IT ANALYTICAL SERVICES
SAN JOSE, CA

Work Order: T1-12-152

TEST NAME: Petroleum Hydrocarbons

SAMPLE ID: S-7

SAMPLE DATE: 12/13/91

LAB SAMPLE ID: T112152-06

SAMPLE MATRIX: aqueous

RECEIPT CONDITION: Cool pH < 2

RESULTS in Milligrams per Liter:

	METHOD	EXTRACTION DATE	ANALYSIS DATE
BTEX	8020		12/19/91
Low Boiling Hydrocarbons	Mod.8015		12/19/91

PARAMETER	DETECTION LIMIT	DETECTED
Low Boiling Hydrocarbons calculated as Gasoline	0.05	None
BTEX		
Benzene	0.0005	None
Toluene	0.0005	None
Ethylbenzene	0.0005	None
Xylenes (total)	0.0005	None

SURROGATES	% REC
1,3-Dichlorobenzene (Gasoline)	98.
1,3-Dichlorobenzene (BTEX)	98.

Company: Shell Oil Company

Date: 12/27/91

Client Work ID: GR3632, 3790 Hopyard, Plsntn

IT ANALYTICAL SERVICES
SAN JOSE, CA

Work Order: T1-12-152

TEST NAME: Petroleum Hydrocarbons

SAMPLE ID: S-8

SAMPLE DATE: 12/13/91

LAB SAMPLE ID: T112152-07

SAMPLE MATRIX: aqueous

RECEIPT CONDITION: Cool pH < 2

RESULTS in Milligrams per Liter:

	METHOD	EXTRACTION DATE	ANALYSIS DATE
BTEX	8020		12/19/91
Low Boiling Hydrocarbons	Mod.8015		12/19/91

PARAMETER	DETECTION LIMIT	DETECTED
Low Boiling Hydrocarbons calculated as Gasoline	0.05	None
BTEX		
Benzene	0.0005	None
Toluene	0.0005	None
Ethylbenzene	0.0005	None
Xylenes (total)	0.0005	None

SURROGATES	% REC
1,3-Dichlorobenzene (Gasoline)	99.
1,3-Dichlorobenzene (BTEX)	96.

Company: Shell Oil Company
 Date: 12/27/91
 Client Work ID: GR3632, 3790 Hopyard, Plsntn

IT ANALYTICAL SERVICES
 SAN JOSE, CA

Work Order: T1-12-152

TEST NAME: Petroleum Hydrocarbons

SAMPLE ID: S-9
 SAMPLE DATE: 12/13/91
 LAB SAMPLE ID: T112152-08
 SAMPLE MATRIX: aqueous
 RECEIPT CONDITION: Cool pH < 2

RESULTS in Milligrams per Liter:

	METHOD	EXTRACTION DATE	ANALYSIS DATE
BTEX	8020		12/20/91
Low Boiling Hydrocarbons	Mod.8015		12/20/91

PARAMETER	DETECTION LIMIT	DETECTED
Low Boiling Hydrocarbons calculated as Gasoline	0.05	None
BTEX		
Benzene	0.0005	None
Toluene	0.0005	None
Ethylbenzene	0.0005	None
Xylenes (total)	0.0005	None

SURROGATES	% REC
1,3-Dichlorobenzene (Gasoline)	89.
1,3-Dichlorobenzene (BTEX)	91.

Company: Shell Oil Company
 Date: 12/27/91
 Client Work ID: GR3632, 3790 Hopyard, Plsntn

IT ANALYTICAL SERVICES
 SAN JOSE, CA

Work Order: T1-12-152

TEST NAME: Spike and Spike Duplicates

SAMPLE ID: Quality Control
 SAMPLE DATE: not spec
 LAB SAMPLE ID: T112152-09A
 EXTRACTION DATE:
 ANALYSIS DATE: 12/20/91
 ANALYSIS METHOD: 8020

QUALITY CONTROL REPORT

Matrix Spike (MS) and Matrix Spike Duplicate (MSD) Analyses

RESULTS in Micrograms per Liter

PARAMETER	Sample Amt	Spike Amt	MS Result	MSD Result	MS %Rec	MSD %Rec	RPD
Benzene	ND<0.5	50.0	39.3	33.6	79.	67.	16.
Toluene	ND<0.5	50.0	39.6	33.9	79.	68.	15.
Ethyl benzene	ND<0.5	50.0	39.8	34.3	80.	69.	15.
Xylenes	ND<0.5	150.	127.	110.	85.	73.	15.

SURROGATES	MS %Rec	MSD %Rec
1,3-Dichlorobenzene	102.	101.

Company: Shell Oil Company
 Date: 12/27/91
 Client Work ID: GR3632, 3790 Hopyard, Plsntn

IT ANALYTICAL SERVICES
 SAN JOSE, CA

Work Order: T1-12-152

TEST NAME: Spike and Spike Duplicates

SAMPLE ID: Quality Control
 SAMPLE DATE: not spec
 LAB SAMPLE ID: T112152-09B
 EXTRACTION DATE:
 ANALYSIS DATE: 12/18/91
 ANALYSIS METHOD: 8020

QUALITY CONTROL REPORT

Matrix Spike (MS) and Matrix Spike Duplicate (MSD) Analyses

RESULTS in Micrograms per Liter

PARAMETER	Sample Amt	Spike Amt	MS Result	MSD Result	MS %Rec	MSD %Rec	RPD
Benzene	ND<0.5	50.0	48.5	46.2	97.	92.	5.
Toluene	ND<0.5	50.0	47.7	45.1	95.	90.	5.
Ethyl benzene	ND<0.5	50.0	48.9	46.2	98.	92.	6.
Xylenes	ND<0.5	150.	156.	148.	104.	99.	5.
SURROGATES					MS %Rec	MSD %Rec	
1,3-Dichlorobenzene					102.	102.	

Company: Shell Oil Company
Date: 12/27/91
Client Work ID: GR3632, 3790 Hopyard, Plsntn

IT ANALYTICAL SERVICES
SAN JOSE, CA

Work Order: T1-12-152

TEST CODE QC TEST NAME Quality Control

Quality control (QC) samples are analyzed and used to assess the laboratory control measures. Routine QC samples include method blanks, spikes and duplicates. The purpose of the method blank (MB) analysis is to demonstrate that artifacts of the test do not yield false positives. The laboratory control spike (LS) and /or matrix spike (MS) analysis is used to evaluate the ability of the test to recover analytes of interest, i.e. accuracy. Accuracy is expressed as percent (%) recovery. The laboratory spike duplicate (LSD), matrix spike duplicate (MSD), or duplicate sample (DUP) is used to determine the precision of the test, by comparing the result from the original spike (or sample) to the duplicate spike (or sample). Precision is expressed as relative percent difference (RPD).

The results of appropriate QC samples from QC batches associated with the listed samples are included in this report.

TEST CODE TPHVB TEST NAME TPH Gas, BTEX by 8015/8020

The method of analysis for low boiling hydrocarbons is taken from EPA Methods modified 8015, 8020 and 5030. The sample is examined using the purge and trap technique. Final detection is by gas chromatography using a flame ionization detector in series with a photoionization detector. The result for total low boiling hydrocarbons is calculated as gasoline. Results in soils are corrected for moisture content and are reported on a dry soil basis unless otherwise noted.



INTERNATIONAL
TECHNOLOGY
CORPORATION

ANALYTICAL SERVICES

RECEIVED

DEC 30 1991

CERTIFICATE OF ANALYSIS

GETTLER-RYAN INC

GENERAL CONTRACTORS
Date: 12/27/91

Shell Oil Company
Gettler-Ryan
2150 West Winton
Hayward, CA 94545
Tom Paulson

Work Order: T1-12-153

P.O. Number: MOE 880-021 Vendor #I0002402

This is the Certificate of Analysis for the following samples:

Client Work ID: GR3632, 3790 Hopyard, Plsntn
Date Received: 12/16/91
Number of Samples: 7
Sample Type: aqueous

TABLE OF CONTENTS FOR ANALYTICAL RESULTS

<u>PAGES</u>	<u>LABORATORY #</u>	<u>SAMPLE IDENTIFICATION</u>
2	T1-12-153-01	S-10
3	T1-12-153-02	SR-1
4	T1-12-153-03	SR-2
5	T1-12-153-04	SR-3
6	T1-12-153-05	SD-5
7	T1-12-153-06	SF-4
8	T1-12-153-07	TRIP BLANK
9	T1-12-153-08	Quality Control

Reviewed and Approved:

Richard Jacobs
Project Manager

American Council of Independent Laboratories
International Association of Environmental Testing Laboratories
American Association for Laboratory Accreditation

Company: Shell Oil Company
 Date: 12/27/91
 Client Work ID: GR3632, 3790 Hopyard, Plsntn

IT ANALYTICAL SERVICES
 SAN JOSE, CA
 Work Order: T1-12-153

TEST NAME: Petroleum Hydrocarbons

SAMPLE ID: S-10
 SAMPLE DATE: 12/13/91
 LAB SAMPLE ID: T112153-01
 SAMPLE MATRIX: aqueous
 RECEIPT CONDITION: Cool pH < 2

RESULTS in Milligrams per Liter:

	METHOD	EXTRACTION DATE	ANALYSIS DATE
BTEX	8020		12/18/91
Low Boiling Hydrocarbons	Mod.8015		12/18/91

PARAMETER	DETECTION LIMIT	DETECTED
Low Boiling Hydrocarbons calculated as Gasoline	0.05	None
BTEX		
Benzene	0.0005	None
Toluene	0.0005	None
Ethylbenzene	0.0005	None
Xylenes (total)	0.0005	None

SURROGATES	% REC
1,3-Dichlorobenzene (Gasoline)	99.
1,3-Dichlorobenzene (BTEX)	93.

Company: Shell Oil Company
 Date: 12/27/91
 Client Work ID: GR3632, 3790 Hopyard, Plsntn

IT ANALYTICAL SERVICES
 SAN JOSE, CA

Work Order: T1-12-153

TEST NAME: Petroleum Hydrocarbons

SAMPLE ID: SR-1
 SAMPLE DATE: 12/13/91
 LAB SAMPLE ID: T112153-02
 SAMPLE MATRIX: aqueous
 RECEIPT CONDITION: Cool pH < 2

RESULTS in Milligrams per Liter:

	METHOD	EXTRACTION DATE	ANALYSIS DATE
BTEX	8020		12/18/91
Low Boiling Hydrocarbons	Mod.8015		12/18/91

PARAMETER	DETECTION LIMIT	DETECTED
Low Boiling Hydrocarbons calculated as Gasoline	0.05	0.07
BTEX		
Benzene	0.0005	0.0094
Toluene	0.0005	0.0071
Ethylbenzene	0.0005	0.0066
Xylenes (total)	0.0005	0.022

SURROGATES	% REC
1,3-Dichlorobenzene (Gasoline)	104.
1,3-Dichlorobenzene (BTEX)	102.

Company: Shell Oil Company
 Date: 12/27/91
 Client Work ID: GR3632, 3790 Hopyard, Plantn

IT ANALYTICAL SERVICES
 SAN JOSE, CA

Work Order: T1-12-153

TEST NAME: Petroleum Hydrocarbons

SAMPLE ID: SR-2
 SAMPLE DATE: 12/13/91
 LAB SAMPLE ID: T112153-03
 SAMPLE MATRIX: aqueous
 RECEIPT CONDITION: Cool pH < 2

RESULTS in Milligrams per Liter:

	METHOD	EXTRACTION DATE	ANALYSIS DATE
BTEX	8020		12/19/91
Low Boiling Hydrocarbons	Mod.8015		12/19/91

PARAMETER	DETECTION LIMIT	DETECTED
Low Boiling Hydrocarbons calculated as Gasoline.	0.05	None
BTEX		
Benzene	0.0005	None
Toluene	0.0005	None
Ethylbenzene	0.0005	None
Xylenes (total)	0.0005	None

SURROGATES	% REC
1,3-Dichlorobenzene (Gasoline)	99.
1,3-Dichlorobenzene (BTEX)	96.

Company: Shell Oil Company
 Date: 12/27/91
 Client Work ID: GR3632, 3790 Hopyard, Planta

IT ANALYTICAL SERVICES
 SAN JOSE, CA

Work Order: T1-12-153

TEST NAME: Petroleum Hydrocarbons

SAMPLE ID: SR-3
 SAMPLE DATE: 12/13/91
 LAB SAMPLE ID: T112153-04
 SAMPLE MATRIX: aqueous
 RECEIPT CONDITION: Cool pH < 2

RESULTS in Milligrams per Liter:

	METHOD	EXTRACTION DATE	ANALYSIS DATE
BTEX	8020		12/19/91
Low Boiling Hydrocarbons	Mod.8015		12/19/91

PARAMETER	DETECTION LIMIT	DETECTED
Low Boiling Hydrocarbons calculated as Gasoline	0.05	0.05
BTEX		
Benzene	0.0005	0.013
Toluene	0.0005	None
Ethylbenzene	0.0005	0.0031
Xylenes (total)	0.0005	0.0047

SURROGATES	% REC
1,3-Dichlorobenzene (Gasoline)	103.
1,3-Dichlorobenzene (BTEX)	103.

Company: Shell Oil Company
 Date: 12/27/91
 Client Work ID: GR3632, 3790 Hopyard, Plantn

IT ANALYTICAL SERVICES
 SAN JOSE, CA

Work Order: T1-12-153

TEST NAME: Petroleum Hydrocarbons

SAMPLE ID: SD-5
 SAMPLE DATE: 12/13/91
 LAB SAMPLE ID: T112153-05
 SAMPLE MATRIX: aqueous
 RECEIPT CONDITION: Cool pH < 2

RESULTS in Milligrams per Liter:

	METHOD	EXTRACTION DATE	ANALYSIS DATE
BTEX	8020		12/19/91
Low Boiling Hydrocarbons	Mod.8015		12/19/91

PARAMETER	DETECTION LIMIT	DETECTED
Low Boiling Hydrocarbons calculated as Gasoline	0.25	1.7
BTEX		
Benzene	0.0025	0.70
Toluene	0.0025	0.029
Ethylbenzene	0.0025	0.13
Xylenes (total)	0.0025	0.10

SURROGATES	% REC
1,3-Dichlorobenzene (Gasoline)	102.
1,3-Dichlorobenzene (BTEX)	104.

Company: Shell Oil Company
 Date: 12/27/91
 Client Work ID: GR3632, 3790 Hopyard, Plsntn

IT ANALYTICAL SERVICES
 SAN JOSE, CA

Work Order: T1-12-153

TEST NAME: Petroleum Hydrocarbons

SAMPLE ID: SF-4
 SAMPLE DATE: 12/13/91
 LAB SAMPLE ID: T112153-06
 SAMPLE MATRIX: aqueous
 RECEIPT CONDITION: Cool pH < 2

RESULTS in Milligrams per Liter:

	METHOD	EXTRACTION DATE	ANALYSIS DATE
BTEX	8020		12/19/91
Low Boiling Hydrocarbons	Mod.8015		12/19/91

PARAMETER	DETECTION LIMIT	DETECTED
Low Boiling Hydrocarbons calculated as Gasoline	0.05	None
BTEX		
Benzene	0.0005	None
Toluene	0.0005	None
Ethylbenzene	0.0005	None
Xylenes (total)	0.0005	None

SURROGATES	% REC
1,3-Dichlorobenzene (Gasoline)	97.
1,3-Dichlorobenzene (BTEX)	93.

Company: Shell Oil Company
 Date: 12/27/91
 Client Work ID: GR3632, 3790 Hopyard, Plsntn

IT ANALYTICAL SERVICES
 SAN JOSE, CA

Work Order: T1-12-153

TEST NAME: Petroleum Hydrocarbons

SAMPLE ID: TRIP BLANK
 SAMPLE DATE: not spec
 LAB SAMPLE ID: T112153-07
 SAMPLE MATRIX: aqueous
 RECEIPT CONDITION: Cool pH < 2

RESULTS in Milligrams per Liter:

	METHOD	EXTRACTION DATE	ANALYSIS DATE
BTEX	Mod.8015		12/19/91
Low Boiling Hydrocarbons	Mod.8015		12/19/91

PARAMETER	DETECTION LIMIT	DETECTED
Low Boiling Hydrocarbons calculated as Gasoline	0.05	None
BTEX		
Benzene	0.0005	None
Toluene	0.0005	None
Ethylbenzene	0.0005	None
Xylenes (total)	0.0005	None

SURROGATES	% REC
1,3-Dichlorobenzene (Gasoline)	95.
1,3-Dichlorobenzene (BTEX)	91.

Company: Shell Oil Company
 Date: 12/27/91
 Client Work ID: GR3632, 3790 Hopyard, Plsntn

IT ANALYTICAL SERVICES
 SAN JOSE, CA

Work Order: T1-12-153

TEST NAME: Spike and Spike Duplicates

SAMPLE ID: Quality Control
 SAMPLE DATE: not spec
 LAB SAMPLE ID: T112153-08A
 EXTRACTION DATE:
 ANALYSIS DATE: 12/18/91
 ANALYSIS METHOD: 8020

QUALITY CONTROL REPORT

Matrix Spike (MS) and Matrix Spike Duplicate (MSD) Analyses

RESULTS in Micrograms per Liter

PARAMETER	Sample Amt	Spike Amt	MS Result	MSD Result	MS %Rec	MSD %Rec	RPD
Benzene	ND<0.5	50.0	48.5	46.2	97.	92.	5.
Toluene	ND<0.5	50.0	47.7	45.1	95.	90.	5.
Ethyl benzene	ND<0.5	50.0	48.9	46.2	98.	92.	6.
Xylenes	ND<0.5	150.	156.	148.	104.	99.	5.
SURROGATES					MS %Rec	MSD %Rec	
1,3-Dichlorobenzene					102.	102.	

Company: Shell Oil Company
Date: 12/27/91
Client Work ID: GR3632, 3790 Hopyard, Plsntn

IT ANALYTICAL SERVICES
SAN JOSE, CA

Work Order: T1-12-153

TEST CODE QC TEST NAME Quality Control

Quality control (QC) samples are analyzed and used to assess the laboratory control measures. Routine QC samples include method blanks, spikes and duplicates. The purpose of the method blank (MB) analysis is to demonstrate that artifacts of the test do not yield false positives. The laboratory control spike (LS) and /or matrix spike (MS) analysis is used to evaluate the ability of the test to recover analytes of interest, i.e. accuracy. Accuracy is expressed as percent (%) recovery. The laboratory spike duplicate (LSD), matrix spike duplicate (MSD), or duplicate sample (DUP) is used to determine the precision of the test, by comparing the result from the original spike (or sample) to the duplicate spike (or sample). Precision is expressed as relative percent difference (RPD).

The results of appropriate QC samples from QC batches associated with the listed samples are included in this report.

TEST CODE TPHVB TEST NAME TPH Gas,BTEX by 8015/8020

The method of analysis for low boiling hydrocarbons is taken from EPA Methods modified 8015, 8020 and 5030. The sample is examined using the purge and trap technique. Final detection is by gas chromatography using a flame ionization detector in series with a photoionization detector. The result for total low boiling hydrocarbons is calculated as gasoline. Results in soils are corrected for moisture content and are reported on a dry soil basis unless otherwise noted.



SHELL OIL COMPANY
RETAIL ENVIRONMENTAL ENGINEERING - WEST

CHAIN OF CUSTODY RECORD

Serial No.: T1-12-152

Date: _____
 Page 1 of 2

Site Address: 3790 Hopyard, Pleasanton CA

Analysis Required

LAB: IT (SCV)

WIC#: 204-6138-0501

Shell Engineers: J Brastad Phone No. 685-3850
 Fax # (510) 685-3943

Consultant Name & Address: Gettler-Ryan / GeoStrategies
2150 W. Winton Ave.
Hayward, California 94545

Consultant Contact: Tom Paulson Phone No. 783-7500
 Fax #: 783-1089

Comments: J Brastad GR job # 3632.01

Sampled By: [Signature]
 Printed Name: Randall F. Hedegaard

CHECK ONE (1) BOX ONLY	CT/DT	TURN AROUND TIME
Quarterly Monitoring <input checked="" type="checkbox"/>	5461	24 hours <input type="checkbox"/>
Site Investigation <input type="checkbox"/>	5441	48 hours <input type="checkbox"/>
Soil for disposal <input type="checkbox"/>	5442	15 days <input checked="" type="checkbox"/> (Normal)
Water for disposal <input type="checkbox"/>	5443	Other <input type="checkbox"/>
Air Sample- Sys O&M <input type="checkbox"/>	5452	NOTE: Notify Lab as soon as possible of 24/48 hrs. TAT.
Water Sample - Sys O&M <input type="checkbox"/>	5453	
Other <input type="checkbox"/>		

Sample ID	Date	Soil			Air	No. of conts.	TPH (EPA 8015 Mod. Gas)	TPH (EPA 8015 Mod. Diesel)	BTEX (EPA 8020/602)	Volatile Organics (EPA 8240)	Test for Disposal	Container Size	Preparation Used	Composite Y/N	MATERIAL DESCRIPTION	SAMPLE CONDITION/ COMMENTS
		Water														
S-2	12-13-91		X		3	X	X					100 mL	11cc	N	groundwater/gas	Cool
S-3																
S-4																
S-5																
S-6																
S-7																
S-8																
S-9																

Relinquished By (signature): <u>[Signature]</u>	Printed name: <u>Randall F. Hedegaard</u>	Date: <u>12/13/91</u> Time: <u>1515</u>	Received (signature): <u>[Signature]</u>	Printed name: _____	Date: <u>12/13/91</u> Time: <u>1515</u>
Relinquished By (signature): <u>[Signature]</u>	Printed name: <u>Frank Alim</u>	Date: <u>12-16-91</u> Time: <u>14:00</u>	Received (signature): _____	Printed name: _____	Date: _____ Time: _____
Relinquished By (signature): _____	Printed name: _____	Date: _____ Time: _____	Received (signature): <u>Josephine DeCauli</u>	Printed name: <u>Josephine DeCauli</u>	Date: <u>12/16/91</u> Time: <u>13:55</u>

THE LABORATORY MUST PROVIDE A COPY OF THIS CHAIN-OF-CUSTODY WITH INVOICE AND RESULTS



Site Address: 3790 Hopyard, Pleasanton

Analysis Required

LAB: IT (SCU) 137

WIC#: 204-6138-0501

Shell Engineer: J Brastad Phone No. 685-3850
Fax # (510) 685-3943

Consultant Name & Address: Gettler-Ryan / GeoStrategies
2150 W. Winton Ave.
Hayward, California 94545

Consultant Contact: Tom Paulson Phone No. 783-7500
Fax #: 783-1089

Comments: GR job # 3632.01

Sampled By: [Signature]
Printed Name: Randall F. Hedegaard

CHECK ONE (I) BOX ONLY	CT/DT	TURN AROUND TIME
Quarterly Monitoring <input checked="" type="checkbox"/>	5461	24 hours <input type="checkbox"/>
Site Investigation <input type="checkbox"/>	5441	48 hours <input type="checkbox"/>
Soil for disposal <input type="checkbox"/>	5442	15 days <input checked="" type="checkbox"/> (Normal)
Water for disposal <input type="checkbox"/>	5443	Other <input type="checkbox"/>
Air Sample- Sys O&M <input type="checkbox"/>	5452	NOTE: Notify Lab as soon as possible of 24/48 hrs. TAT.
Water Sample - Sys O&M <input type="checkbox"/>	5453	
Other <input type="checkbox"/>		

TPH (EPA 8015 Mod. Gas)
TPH (EPA 8015 Mod. Diesel)
BTEX (EPA 8020/602)
Volatile Organics (EPA 8240)
Test for Disposal

Sample ID	Date	Soil	Water	Air	No. of conds.	TPH (EPA 8015 Mod. Gas)	TPH (EPA 8015 Mod. Diesel)	BTEX (EPA 8020/602)	Volatile Organics (EPA 8240)	Test for Disposal	Container Size	Preparation Used	Composite Y/N	MATERIAL DESCRIPTION	SAMPLE CONDITION/ COMMENTS
S-10	12/13/91		X		3	X		X			40ml	Hg	N	groundwater/gas	Cool
SR-1															
SR-2															
SR-3															
SD-5															
SF-4															
Trip Blank					1										

Relinquished By (signature): [Signature]

Printed name: Randall F. Hedegaard

Date: 12/13/91

Received (signature): [Signature]

Printed name:

Date: 12/13/91

Relinquished By (signature): [Signature]

Printed name: Frank A. Cini

Date: 12-16-91

Received (signature):

Printed name:

Time: 1515

Relinquished By (signature):

Printed name:

Date:

Received (signature): [Signature]

Printed name:

Time:

Date: 12/16/91

Time: 13:55

THE LABORATORY MUST PROVIDE A COPY OF THIS CHAIN-OF-CUSTODY WITH INVOICE AND RESULTS