

RECEIVED

1:12 pm, Nov 16, 2010

Alameda County
Environmental Health



Shell Oil Products US

November 15, 2010

**Re: Third Quarter 2010 Semiannual Groundwater
Monitoring Report & Feasibility Study Report**
Shell-Branded Service Station
3790 Hopyard road
Pleasanton, California

Dear Mr. Jerry Wickham:

I declare, under penalty of perjury, that the information and/or recommendations contained in the attached document or report is true and correct to the best of my knowledge.

Sincerely,
Shell Oil Products US

A handwritten signature in black ink, appearing to read "Denis L. Brown".

Denis L. Brown
Project Manager

November 15, 2010
Delta Project No. SCA3790H1D
SAP No. 135784

Mr. Jerry Wickham, P.G., CEG, CHG
Alameda County Health Care Services
1131 Harbor Bay Parkway, Suite 250
Alameda, California 94502-6540

Re: **THIRD QUARTER 2010 SEMIANNUAL
GROUNDWATER MONITORING AND QUARTERLY
FEASIBILITY STUDY REPORT**

Shell-branded Service Station
3790 Hopyard Road
Pleasanton, California



Dear Mr. Wickham:

On behalf of Shell Oil Products US (Shell), Delta Consultants (Delta) has prepared this *Third Quarter 2010 Semiannual Groundwater Monitoring and Quarterly Feasibility Study Report* for the site referenced above (Figure 1). Field activities at the site were conducted by Blaine Tech Services, Inc. (Blaine Tech) under contract to Shell and included the collection of groundwater samples and static water level measurements. Delta did not provide any oversight of Blaine Tech's work or protocol. A Delta staff member evaluated the data provided to us under the supervision of a California Registered Civil Engineer or a California Professional Geologist.

The third quarter groundwater monitoring and sampling event was performed by Blaine Tech on July 6, 2010; twenty wells and the Arroyo Mocho canal were gauged, and ten wells were sampled. A groundwater elevation contour map with a rose diagram is included on Figure 2 and a map of hydrocarbon distribution in groundwater is shown on Figure 3. Isoconcentration maps for total petroleum hydrocarbons as gasoline (TPH-g), benzene, methy-tert butyl ether (MTBE) and tert-butyl alcohol (TBA) are presented on Figures 4 through 7. Historical groundwater data is summarized in Table 1. Concentrations of MTBE and TBA in wells S-2, S-4, S-6, SR-2 and SR-3 during 2009 and 2010 are presented on Graphs 1 through 5. Concentrations of MTBE and TBA in wells S-2, S-4 and S-6 during 2000 through 2010 are presented on Graphs 6 through 8 and concentrations of MTBE and TBA in wells SR-2 and SR-3 during 2002 through 2010 are presented on Graphs 9 and 10. Agency correspondence is included as Appendix A; Blaine Tech's field data sheets and field procedures are presented as Appendices B and C. Finally, certified analytical reports with chain-of-custody documentation are included as Appendix D.

In the *Second Quarter 2010 Quarterly Feasibility Study and Site Investigation Report* dated July 16, 2010, Delta recommended doing a comparison of purge and no-purge samples during the subsequent semiannual monitoring and sampling event. The recommendation was based on the reporting of significantly higher concentrations of TPH-g in samples collected for the magnesium sulfate ($MgSO_4$) feasibility pilot study as compared to those typically reported during groundwater monitoring events. Alameda County Environmental Health (ACEH) approved the proposed sampling method comparison in a letter to Shell dated August 16, 2010; since approval was obtained after the third quarter monitoring and sampling event was completed in July, the method comparison will be implemented during the first quarter 2011 groundwater monitoring event.

MgSO₄ FEASIBILITY PILOT STUDY

The $MgSO_4$ feasibility pilot study was initiated in May 2010 based on Delta's *Site Investigation and Magnesium Sulfate Feasibility Study Work Plan* submitted January 19, 2010. The work plan was approved with modifications by ACEH in a letter dated February 19, 2010, included as Appendix A.

Under anaerobic conditions, insoluble iron (ferric iron, Fe^{3+}) can be reduced to its more soluble form, ferrous iron (Fe^{2+}). The anaerobic sulfate reduction of hydrocarbons uses insoluble ferric iron as a co-metabolite. Ferrous iron concentrations during a preliminary evaluation in October 2009 showed an inverse relationship to sulfate concentrations; ferrous iron was detected in the plume core (S-2 and S-6) where sulfate levels were low; and was not detected outside of the plume (S-3) where sulfate levels were high. The data suggested sulfate was being utilized in the process of anaerobic hydrocarbon biodegradation, and that low sulfate concentrations could be a limiting factor for continued natural bioremediation of the plume. Results of the preliminary investigation are summarized in Table 2, and the correlation between total petroleum hydrocarbons as gasoline (TPH-g) and sulfate concentrations are illustrated on Graph 11.

MgSO₄ applications

To date, two of three proposed application events have been completed at the site in accordance with the original pilot study work plan. Prior to the $MgSO_4$ applications on May 7, 2010 and August 11, 2010, baseline no-purge groundwater samples were collected from application wells S-2 and S-4 and observation wells SR-2, S-3, SR-3, and S-6. Comparative samples for sulfate were collected from wells S-2 and S-4 on the same day after application of the $MgSO_4$ solution. Three subsequent sampling events to monitor conditions in the application and observation wells were performed following each application event. Five drums (approximately 55-gallons each) of EAS™ (electron acceptor solution) were obtained from EOS Remediation, LLC for application at the site. One and one-half drums of EAS™ were introduced by gravity feed to each application well (S-2 and S-4) on May 7, 2010. On August 11, 2010, one drum of EAS™ was introduced to each of the application wells using a pump at a low flow rate (less than 4 standard cubic feet [scfm]).

Groundwater samples were submitted to a California state-certified laboratory, and were analyzed for TPH-g, benzene, toluene, ethylbenzene and total xylenes (BTEX compounds), MTBE, TBA, di-isopropyl ether (DIPE), ethyl tert-butyl ether (ETBE), tert-amyl methyl ether (TAME) and ethanol by Environmental Protection Agency (EPA) Method 8260B, and sulfate by EPA Method 300.0. The samples collected on May 7, 2010 were tested for pH by laboratory method SM 4500 H+ B; all subsequent pH measurements were measured using a field instrument. Ferrous iron concentrations were collected using a field kit and ferric iron concentrations were calculated from the ferrous iron measurements and total iron analyzed by EPA

Method 6010B. Groundwater data from each $MgSO_4$ sampling event are presented in Table 3 and certified analytical reports with chain-of-custody documentation are included as Appendix D.

Findings and Recommendations

Analytical results indicate that sulfate is being utilized and depleted at the two application wells (S-2 and S-4). During the 8-week period following the second application event, sulfate concentrations decreased by an order of magnitude in both Well S-2 and Well S-4. Following each of the $MgSO_4$ applications, a decreasing trend in sulfate was also noted in observation well SR-2, and a decrease from pre-application concentrations was seen in observation Well SR-3. Observation wells SR-2 and SR-3 are in close proximity to application wells S-4 and S-2, respectively. All four wells are built to the same depth with similar screened intervals; however the concentrations in wells S-2 and S-4 are not mirrored in wells SR-2 and SR-3. Despite their proximity, the wells in each pair have historically had different water levels and concentrations of petroleum hydrocarbons that differ by up to an order of magnitude.

Ferric iron concentrations in the wells were inconclusive; however, a month following the second $MgSO_4$ application, slight increases in ferrous iron above pre-application concentrations were observed in the samples collected from both the application and observation wells. General analytical results for observation wells S-3 and S-6, located near the edge of the plume, were also inconclusive.

Results from the observation wells (SR-2, S-3, SR-3 and S-6) do not show clear indications of anaerobic sulfate reduction. None of the observation wells reported a significant increase in sulfate concentrations following the second $MgSO_4$ application. Corresponding changes in TPH-g concentrations did not occur in wells SR-2, S-3 and S-6, however, a general decreasing trend was observed in Well SR-3. The subsurface lithology down to approximately 50 feet below ground surface (bgs) is predominantly clay, which may contribute to the apparent lack of influence noted in the observation wells.

Sulfate concentrations steadily decreased in wells S-2 and S-4 following each $MgSO_4$ application event. Although discontinuous, a general decreasing trend in TPH-g concentrations was also observed in the application wells over the course of the two application sequences. The correlation at each application well of TPH-g and sulfate concentrations is shown on Graph 12.

Although the initial evaluation indicated favorable chemical conditions for this technology at the subject site, the application of $MgSO_4$ may not adequately stimulate continued bioremediation of the plume over a broad area. While the application of $MgSO_4$ had a beneficial effect on localized attenuation of TPH-g, the effect is relatively minimal to date. It is difficult to attain effective distribution of $MgSO_4$ in adequate volume and coverage to effectively accelerate contaminant removal through the formation. Delta recommends continued monitoring and sampling for potential rebound, followed by an evaluation of subsequent site conditions for future applications of bioremediation enhancement solutions.

REMARKS

This report represents Delta's professional opinions based upon currently available information and are arrived at in accordance with currently acceptable professional standards. This report is based upon a specific scope of work requested by the client. The Contract between Delta and its client outlines the scope of work, and only those tasks specifically authorized by that contract or outlined in this report were performed. This report is intended only for the use of Delta's Client and anyone else specifically listed on this report. Delta will not and cannot be liable for unauthorized reliance by any other third party. Other than as contained in this paragraph, Delta makes no express or implied warranty as to the contents of this report.

This site is part of a portfolio of sites which have been transitioned to a new consultant, Conestoga-Rovers & Associates (CRA). The CRA project manager for this site is Peter Schaefer; he can be contacted directly at (510) 420-3319. If you have any questions regarding this report, please contact Regina Bussard (Delta Project Manager) at (408) 826-1876 or Denis Brown (Shell Project Manager) at (707) 865-0251.

Sincerely,
Delta Consultants



Regina Bussard, P.G.
Project Manager



Attachment: Third Quarter 2010 Semiannual Groundwater Monitoring and Quarterly Feasibility Study Report

cc: Denis Brown, Shell Oil Products US
Anabi Real Estate Development, LLC, Upland
Danielle Stefani, Livermore-Pleasanton Fire Department, Pleasanton
Cheryl Dizon, Zone 7 Water Agency, Pleasanton

SHELL SEMIANNUAL STATUS REPORT

Station Address:	<u>3790 Hopyard Road, Pleasanton, California</u>
Delta Project No.:	<u>SCA3790H1D</u>
Shell Project Manager / Phone No.:	<u>Denis Brown / (707) 865-0251</u>
Delta Site Manager / Phone No.:	<u>Regina Bussard / (408) 826-1876</u>
Primary Agency / Regulatory ID No.:	<u>Alameda County Environmental Health (ACEH) / Mr. Jerry Wickham, P.G., CHG</u>
Other Agencies to Receive Copies:	<u>Livermore-Pleasanton Fire Department Zone 7 Water Agency</u>

WORK PERFORMED THIS PERIOD (SECOND AND THIRD QUARTER 2010):

1. Submitted 1Q10 semiannual monitoring report.
2. Performed 3Q10 semiannual groundwater monitoring and sampling on **July 6, 2010**.
3. Performed two magnesium sulfate applications.
4. Submitted *Second Quarter 2010 Quarterly Feasibility Study and Site Investigation Report* dated July 16, 2010.

WORK PROPOSED FOR THE NEXT PERIOD (FOURTH QUARTER 2010 AND FIRST QUARTER 2011):

1. Completed final magnesium sulfate sampling event.
2. Submit 3Q10 semiannual monitoring report.
3. Perform 1Q11 semiannual groundwater monitoring and sampling.

Current Phase of Project:	<u>Groundwater Monitoring / Interim Remediation Activities</u>
Site Use:	<u>Shell-branded Service Station</u>
Frequency of Sampling:	<u>Semiannual (1Q/3Q): S-2, -4, -5, -5B, -5C, -6, -7, -9, SR-1 and SR-3</u> <u>Annual (1Q): S-3, -8, -9B, -9C, -10, -11, -12, -14, -15 and SR-2</u>
Frequency of Monitoring:	<u>Semiannual (1Q/3Q): S-2, -4, -5, -5B, -5C, -6, -7, -9, SR-1, SR-3, C-1, S-3, -8, -9B, -9C, -10, -11, -12, -14, -15 and SR-2</u>
Frequency of System Sampling:	<u>None (GWE system decommissioned)</u>
Frequency of System Monitoring:	<u>None (GWE system decommissioned)</u>
Is Separate Phase Hydrocarbon Present On-site (Well #'s):	<input type="checkbox"/> Yes <input checked="" type="checkbox"/> No
Cumulative SPH Recovered to Date:	<u>None</u>
Groundwater Removed this Quarter:	<u>245.7 gallons were recovered during sampling on July 6, 2010.</u>
Receptors in Site Vicinity:	<u>The Arroyo Mocho Canal is located 365 ft south of the site location. There are two municipal drinking wells (Hopyard Well 01 and Hopyard Well 06) located 1,367 ft southeast of site.</u>
Site Lithology:	<u>Beneath two to three feet of surface material is a clay or silt to a depth of approximately 50 to 60 feet. This is overlying approximately 20 feet of a sand to an interbedded sand with silt or clay. Underlying this is a clay or silt to the bottom of the borings which may extend to a depth of 110 feet.</u>

SHELL SEMIANNUAL STATUS REPORT (CONT.)

Approximate Depth to Groundwater:	12.80 to 23.90 feet below top of casing (TOC - shallow wells) 35.18 and 34.49 feet below TOC (B wells– MW-5B & MW-9B) 35.14 and 34.34 feet below TOC (C wells – MW-5C & MW-9C) 30.92 feet below bridge (C-1, canal)
Groundwater Gradient:	Site groundwater flow direction is towards the south-southeast at a gradient of 0.01 ft/ft.
Current Remediation Techniques:	Interim hot-spot remediation - application of magnesium sulfate for bio-enhancement
Permits for Discharge:	None
Current Agency Correspondence:	ACEH letter dated August 16, 2010 (Attachment A)
Site History:	
Case Opening	1986, Soil borings by Emcon prior to UST replacement
On-Site Assessment	1986, Soil borings by Emcon prior to UST replacement 1987 – 1990, Well installations 2002 - 2005, exploratory borings (SB-1 through SB-16), CPT borings and well installations
Off-Site Assessment	1989-1990 Well installations 2002 - 2005, CPT borings and well installations
Passive Remediation	1997 Risk Assessment Monitor natural attenuation
Active Remediation	1988 UST replacement GWE 2002 – dispenser and piping upgrades
Closure	NA
Summary of Unusual Activity:	None

Comments:

Total petroleum hydrocarbons as gasoline (TPH-g, reported as total purgeable petroleum hydrocarbons [TPPH] in the analytical report) were detected in groundwater samples collected from wells S-2, S-4 through S-6 and SR-3 at concentrations ranging from 100 micrograms per liter (µg/L) [SR-3] to 2,100 µg/L (S-2). Benzene was detected in groundwater samples collected from wells S-2, S-4 and S-5 at concentrations ranging from 1.8 µg/L (SR-4) to 28 µg/L (S-2). Methyl tert-butyl ether (MTBE) was detected in groundwater samples collected from wells S-2, S-4 through S-7, S-9, SR-1 and SR-3 at concentrations ranging from 2.3 µg/L (SR-3) to 49 µg/L (S-5). TBA was detected in groundwater samples collected from wells S-2, S-4 through S-6, SR-1 and SR-3 at concentrations ranging from 85 µg/L (S-5) to 5,200 µg/L (S-6).

ATTACHMENTS:

Figures:

- Figure 1 – Site Location Map
- Figure 2 – Groundwater Elevation Contour Map – 7/6/2010
- Figure 3 – Hydrocarbon Distribution in Groundwater Map – 7/6/2010
- Figure 4 – TPH-g Isoconcentration Map - 7/6/2010
- Figure 5 – Benzene Isoconcentration Map - 7/6/2010
- Figure 6 – MTBE Isoconcentration Map - 7/6/2010
- Figure 7 – TBA Isoconcentration Map - 7/6/2010

Tables:

- Table 1 – Historical Groundwater Gauging and Analytical Data
- Table 2 – MgSO₄ Application Feasibility Groundwater Testing
- Table 3 – MgSO₄ Feasibility Pilot Study Monitoring Data

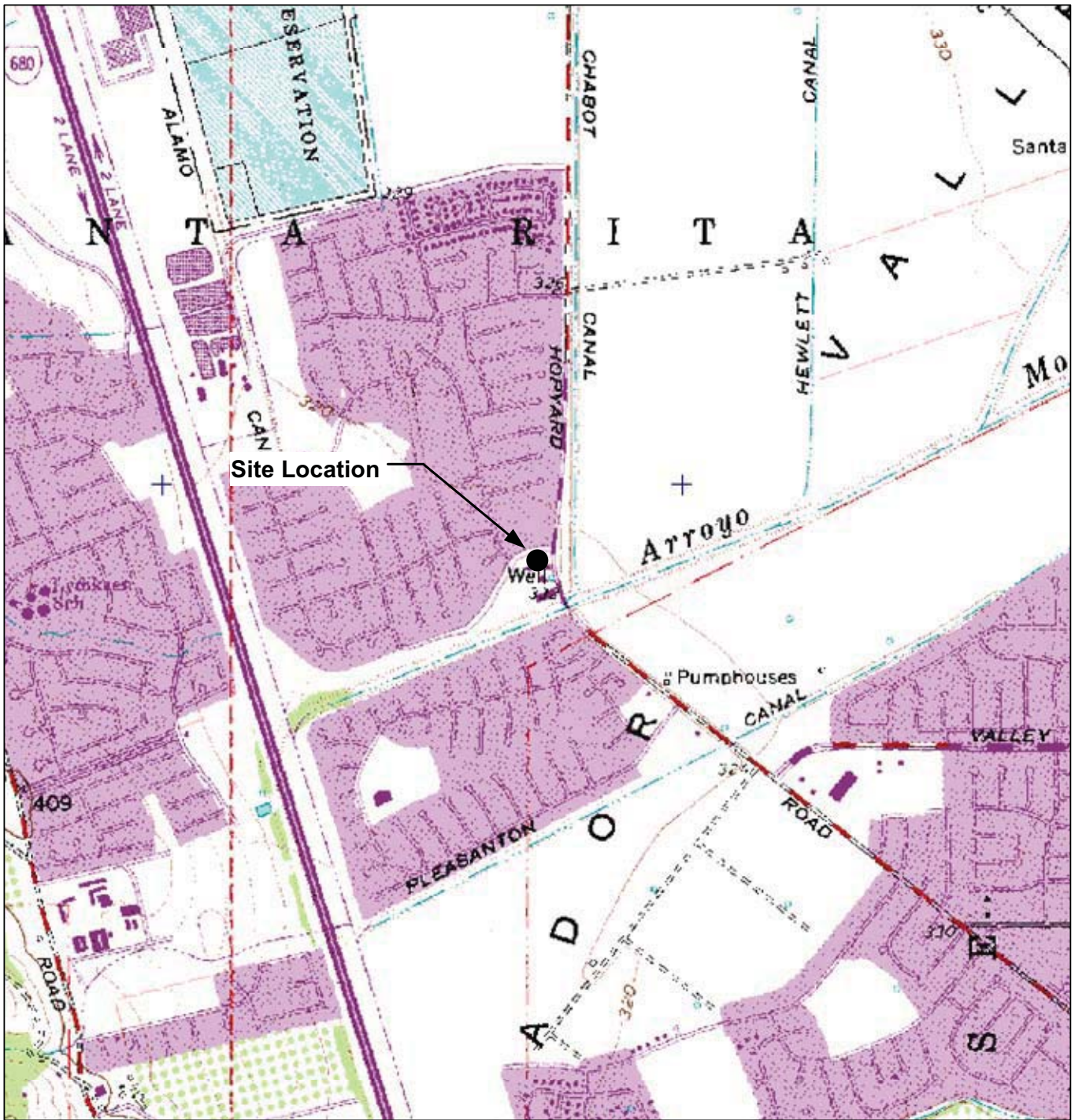
Graphs:

- Graph 1 – MTBE and TBA Concentrations Well S-2 (2009-2010)
- Graph 2 – MTBE and TBA Concentrations Well S-4 (2009-2010)
- Graph 3 – MTBE and TBA Concentrations Well S-6 (2009-2010)
- Graph 4 – MTBE and TBA Concentrations Well SR-2 (2009-2010)
- Graph 5 – MTBE and TBA Concentrations Well SR-3 (2009-2010)
- Graph 6 – MTBE and TBA Concentrations Well S-2 (2000-2010)
- Graph 7 – MTBE and TBA Concentrations Well S-4 (2000-2010)
- Graph 8 – MTBE and TBA Concentrations Well S-6 (2000-2010)
- Graph 9 – MTBE and TBA Concentrations Well SR-2 (2002-2010)
- Graph 10 – MTBE and TBA Concentrations Well SR-3 (2002-2010)
- Graph 11 – MgSO₄ Feasibility Study Preliminary Evaluation - TPH-g vs. Sulfate Concentrations
- Graph 12 – MgSO₄ Feasibility Pilot Study - TPH-g vs. Sulfate Concentrations

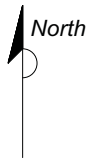
Appendices:

- Appendix A – Agency Correspondence
- Appendix B – Blaine Tech Services, Inc. Field Data Sheets
- Appendix C – Blaine Tech Services, Inc. Field Procedures
- Appendix D – Certified Analytical Reports with Chain-of-Custody Documentation

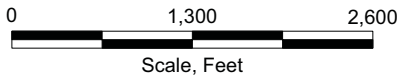
FIGURES



GENERAL NOTES:
 Base Map from: DeLorme Yarmouth, ME 04096
 Source Data: USGS



QUADRANGLE LOCATION



Scale, Feet

FIGURE 1
 SITE LOCATION MAP

SHELL-BRANDED SERVICE STATION
 3790 Hopyard Road
 Pleasanton, California

PROJECT NO. SCA3790H1D	DRAWN BY VF 12/04/03
FILE NO.	PREPARED BY VF
REVISION NO.	REVIEWED BY


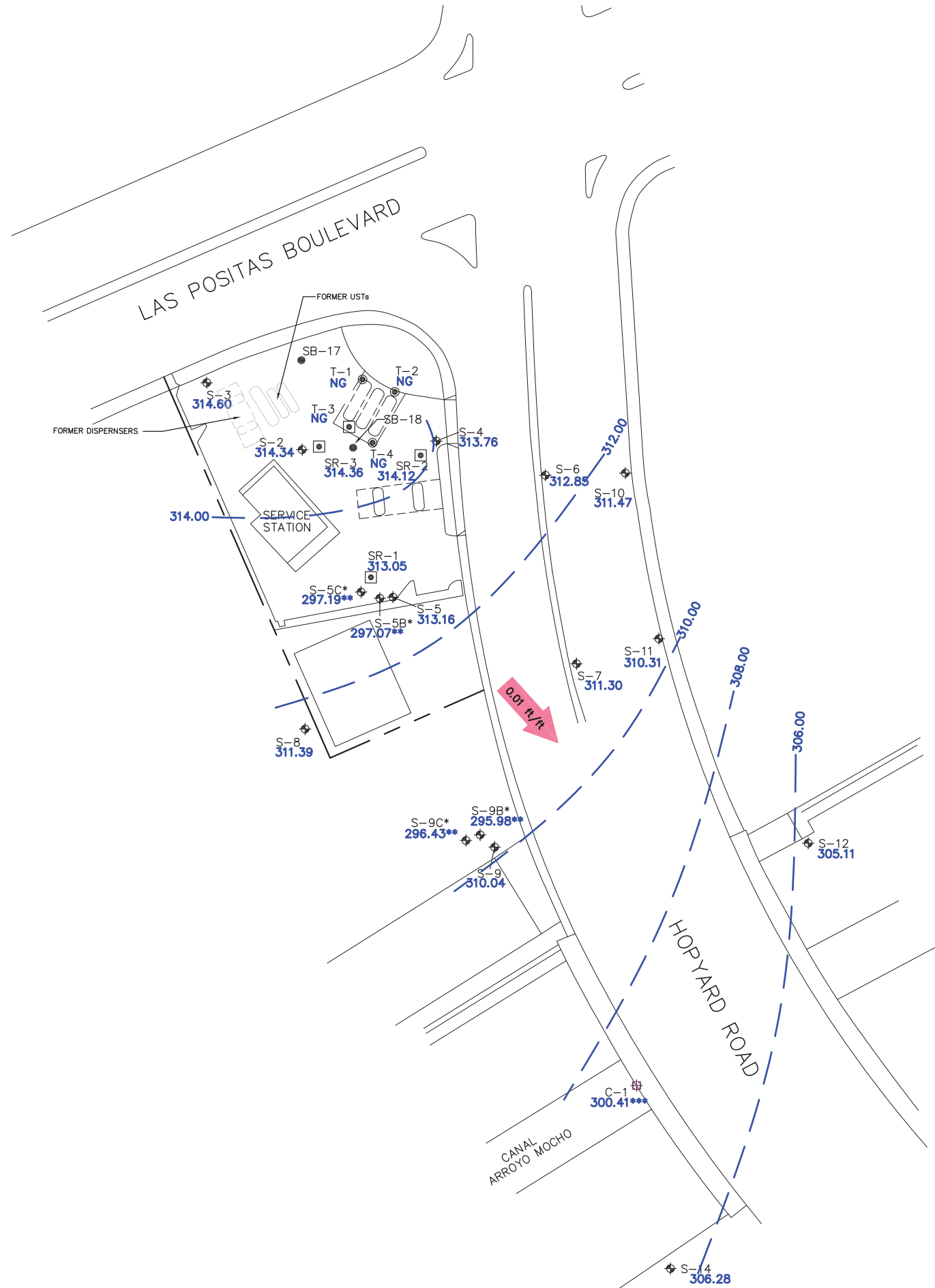


PROJECT NUMBER SCA3790H1D

APPROVED BY

CHECKED BY

DRAWN BY J.F.F. 8/27/2010

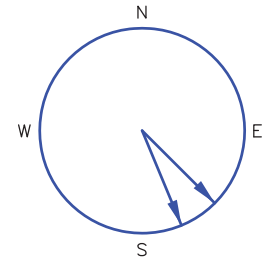


LEGEND

- SB-17 ● SOIL BORING LOCATION
- MW-1 ◊ GROUNDWATER MONITORING WELL LOCATION AND DESIGNATION
- SR-3 ◻ GROUNDWATER RECOVERY WELL LOCATION AND DESIGNATION
- T-2 ⊙ TANK BACKFILL
- C-1 ⊕ GROUNDWATER MONITORING WELL LOCATION AND DESIGNATION
- * DEEP MONITORING WELL
- 314.30 GROUNDWATER ELEVATION IN FEET ABOVE MEAN SEA LEVEL (Ft/MSL)
- 310.00 - - - GROUNDWATER CONTOUR IN FEET ABOVE MEAN SEA LEVEL (Ft/MSL) CONTOUR INTERVAL=2.00 FEET
- ◄ 0.01 ft/ft APPROXIMATE GROUNDWATER GRADIENT DIRECTION (ft/ft)
- NG NOT GAUGED
- ** DEEPER LEVEL WELLS NOT USED IN CONTOURING
- *** WATER LEVEL IN ARROYO MOCHO CANAL
- NRE NO REFERENCE ELEVATION

HISTORIC GROUNDWATER FLOW DIRECTIONS

DATE	FLOW
4/24/2006	SE
10/20/2006	SSE
1/22/2007	SE
4/13/2007	SSE
7/8/2007	SSE
1/9/2008	SE
4/11/2008	SSE
7/29/2008	SSE
10/29/2008	SSE
1/21/2009	SSE
7/9/2009	SSE
1/11/2010	SSE
7/6/2010	SSE



SHELL OIL PRODUCTS US
SHELL-BRANDED SERVICE STATION
PLEASANTON, CALIFORNIA

FIGURE 2
GROUNDWATER ELEVATION CONTOUR MAP

7/6/2010
3790 HOPYARD ROAD
PLEASANTON, CALIFORNIA

PROJECT NUMBER SCA3790H1D

APPROVED BY

CHECKED BY

DRAWN BY J.F.F. 8/27/2010



SR-3				
DATE	TPH-g (µg/L)	BENZENE (µg/L)	MTBE (µg/L)	TBA (µg/L)
7/6/10	100	ND<0.50	2.3	110

S-2				
DATE	TPH-g (µg/L)	BENZENE (µg/L)	MTBE (µg/L)	TBA (µg/L)
7/6/10	2,100	28	38	820

S-5C*				
DATE	TPH-g (µg/L)	BENZENE (µg/L)	MTBE (µg/L)	TBA (µg/L)
7/6/10	ND<50	ND<0.50	ND<1.0	ND<10

S-5B*				
DATE	TPH-g (µg/L)	BENZENE (µg/L)	MTBE (µg/L)	TBA (µg/L)
7/6/10	ND<50	ND<0.50	ND<1.0	ND<10

S-5				
DATE	TPH-g (µg/L)	BENZENE (µg/L)	MTBE (µg/L)	TBA (µg/L)
7/6/10	1,300	6.5	49	85

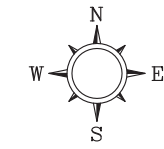
S-9				
DATE	TPH-g (µg/L)	BENZENE (µg/L)	MTBE (µg/L)	TBA (µg/L)
7/6/10	ND<50	ND<0.50	16	ND<10

S-4				
DATE	TPH-g (µg/L)	BENZENE (µg/L)	MTBE (µg/L)	TBA (µg/L)
7/6/10	490	1.8	11	890

S-6				
DATE	TPH-g (µg/L)	BENZENE (µg/L)	MTBE (µg/L)	TBA (µg/L)
7/6/10	950	ND<0.50	13	5,200

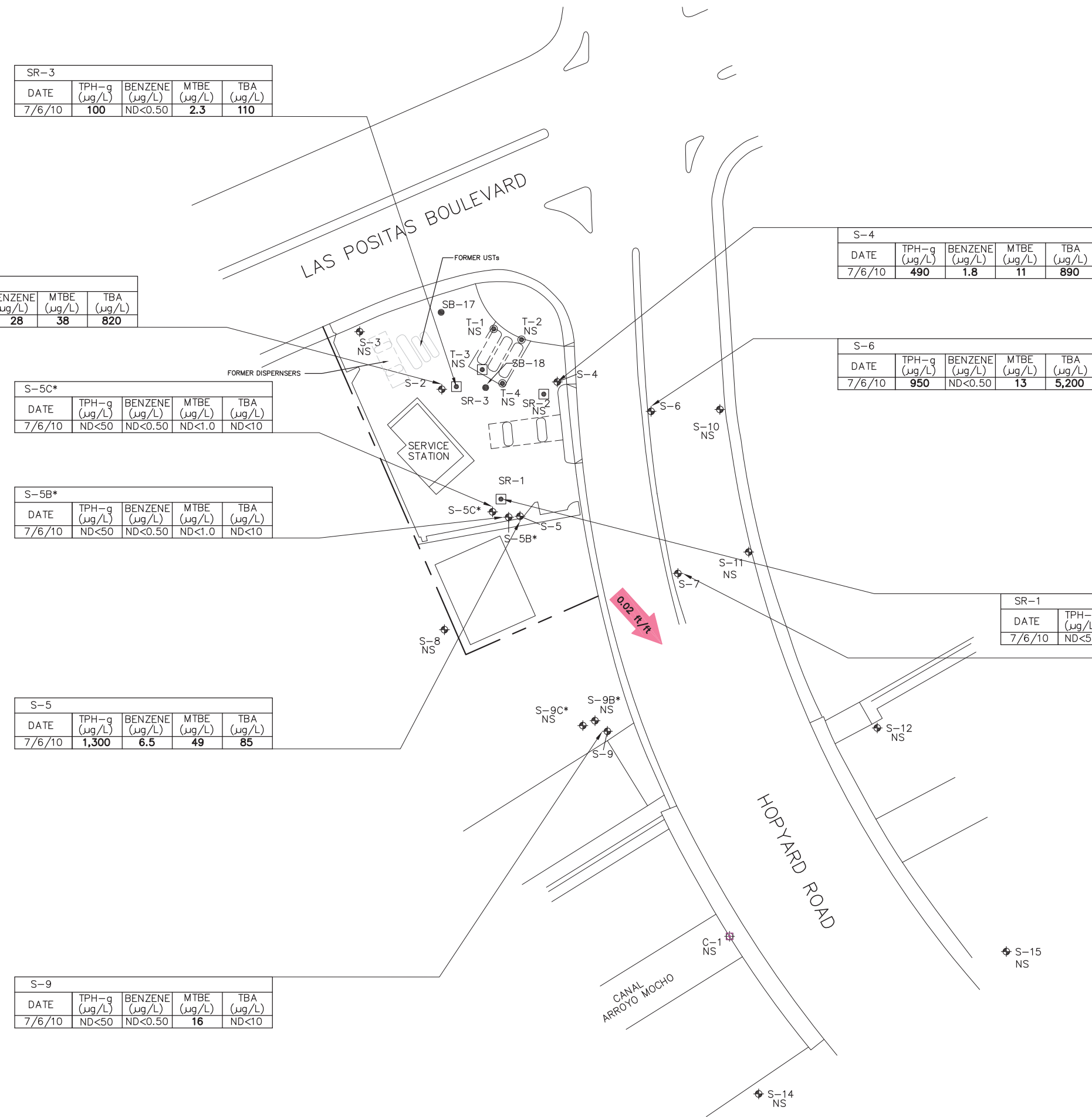
SR-1				
DATE	TPH-g (µg/L)	BENZENE (µg/L)	MTBE (µg/L)	TBA (µg/L)
7/6/10	ND<50	ND<0.50	15	300

S-7				
DATE	TPH-g (µg/L)	BENZENE (µg/L)	MTBE (µg/L)	TBA (µg/L)
7/6/10	ND<50	ND<0.50	11	ND<10



LEGEND

- SB-17 ● SOIL BORING LOCATION
- MW-1 ⬇ GROUNDWATER MONITORING WELL LOCATION AND DESIGNATION
- SR-3 ◻ GROUNDWATER RECOVERY WELL LOCATION AND DESIGNATION
- T-2 ⊙ TANK BACKFILL
- C-1 ⊕ GROUNDWATER MONITORING WELL LOCATION AND DESIGNATION
- * DEEP MONITORING WELL
- TPH-g TOTAL PETROLEUM HYDROCARBONS AS GASOLINE
- MTBE METHYL TERT-BUTYL ETHER
- TBA TERT-BUTYL ALCOHOL
- µg/L MICROGRAMS PER LITER
- ND< NOT DETECTED ABOVE LIMIT NOTED
- NS NOT SAMPLED
- ← 0.02 ft/ft APPROXIMATE GROUNDWATER GRADIENT DIRECTION (ft/ft)



SHELL OIL PRODUCTS US
SHELL-BRANDED SERVICE STATION
PLEASANTON, CALIFORNIA


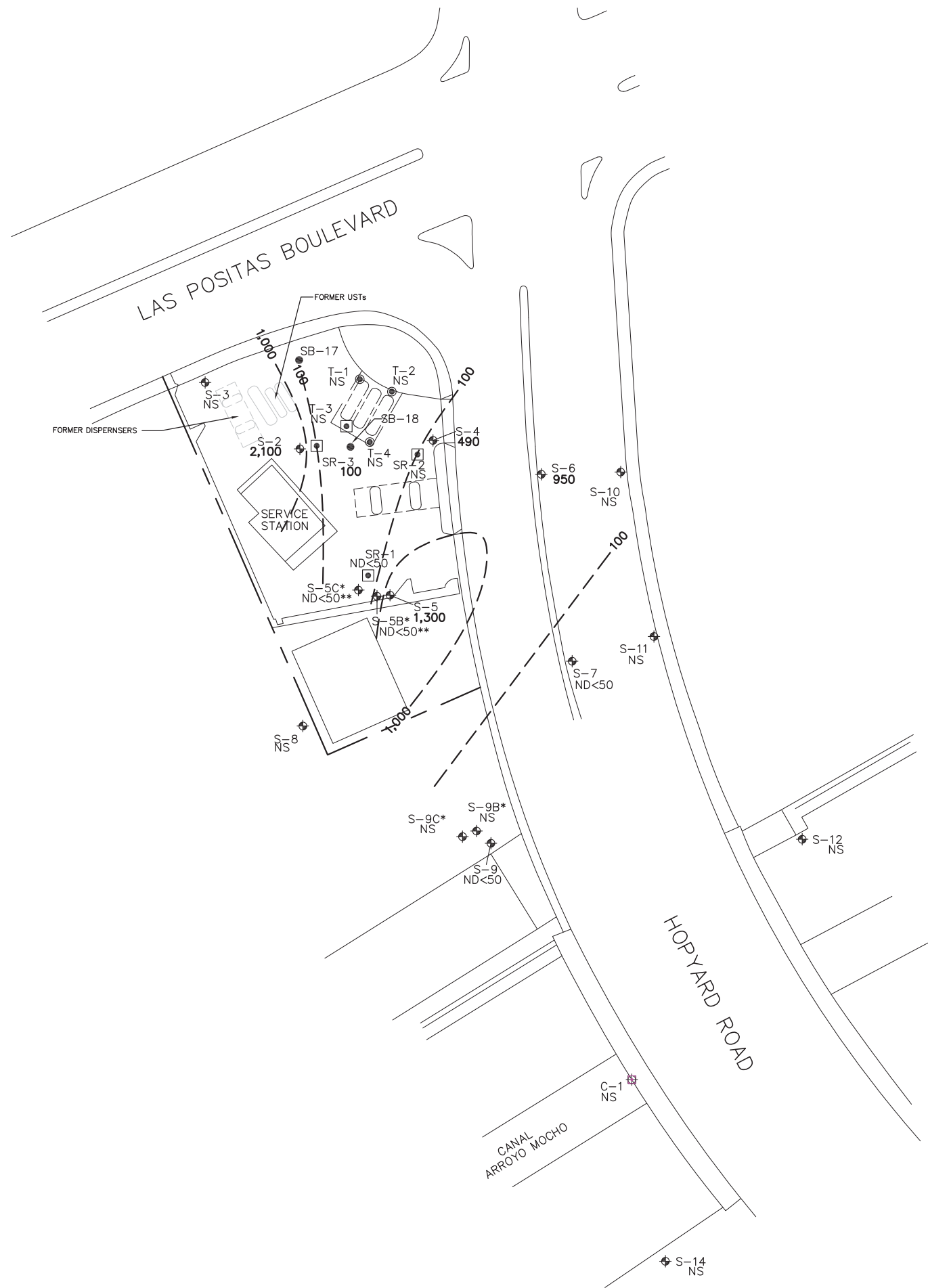
FIGURE 3
HYDROCARBON DISTRIBUTION IN
GROUNDWATER MAP
7/6/2010
3790 HOPYARD ROAD
PLEASANTON, CALIFORNIA

PROJECT NUMBER SCA3790H1D

APPROVED BY

CHECKED BY

DRAWN BY J.F.F. 8/27/2010



LEGEND

- SB-17 ● SOIL BORING LOCATION
- MW-1 ◊ GROUNDWATER MONITORING WELL LOCATION AND DESIGNATION
- SR-3 ◻ GROUNDWATER RECOVERY WELL LOCATION AND DESIGNATION
- T-2 ⊙ TANK BACKFILL
- C-1 ⊕ GROUNDWATER MONITORING WELL LOCATION AND DESIGNATION
- * DEEP MONITORING WELL
- 450 TPH-g CONCENTRATION IN GROUNDWATER IN MICROGRAMS PER LITER (µg/L)
- 100 --- LINE OF EQUAL TPH-g CONCENTRATION
- TPH-g TOTAL PETROLEUM HYDROCARBONS AS GASOLINE
- µg/L MICROGRAMS PER LITER
- ND< NOT DETECTED ABOVE LIMIT NOTED
- NS NOT SAMPLED
- ** DEEP WELLS NOT USED IN CONTOURING



SHELL OIL PRODUCTS US
SHELL-BRANDED SERVICE STATION
PLEASANTON, CALIFORNIA

FIGURE 4
TPH-g ISOCONCENTRATION MAP


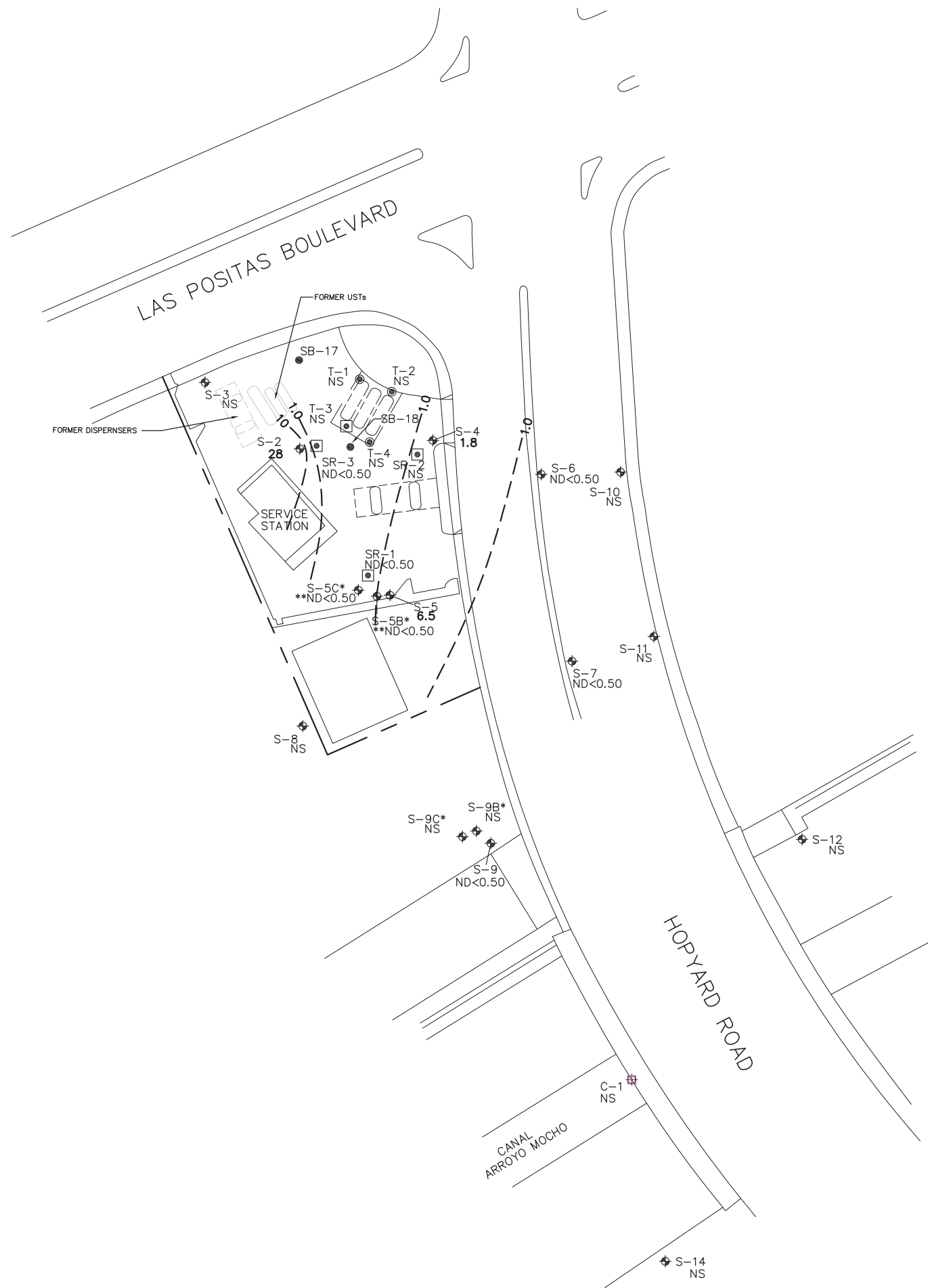
7/6/2010
3790 HOPYARD ROAD
PLEASANTON, CALIFORNIA

PROJECT NUMBER SCA3790H1D

APPROVED BY

CHECKED BY

DRAWN BY J.F.F. 8/27/2010



LEGEND

- SB-17 ● SOIL BORING LOCATION
- MW-1 ◊ GROUNDWATER MONITORING WELL LOCATION AND DESIGNATION
- SR-3 ◻ GROUNDWATER RECOVERY WELL LOCATION AND DESIGNATION
- T-2 ⊙ TANK BACKFILL
- C-1 ⊕ GROUNDWATER MONITORING WELL LOCATION AND DESIGNATION
- * DEEP MONITORING WELL
- 3.8 BENZENE CONCENTRATION IN GROUNDWATER IN MICROGRAMS PER LITER (µg/L)
- 1.0 - - - LINE OF EQUAL BENZENE CONCENTRATION
- µg/L MICROGRAMS PER LITER
- ND< NOT DETECTED ABOVE LIMIT NOTED
- NS NOT SAMPLED
- ** DEEP WELLS NOT USED IN CONTOURING



SHELL OIL PRODUCTS US
SHELL-BRANDED SERVICE STATION
PLEASANTON, CALIFORNIA

FIGURE 5
BENZENE ISOCONCENTRATION MAP


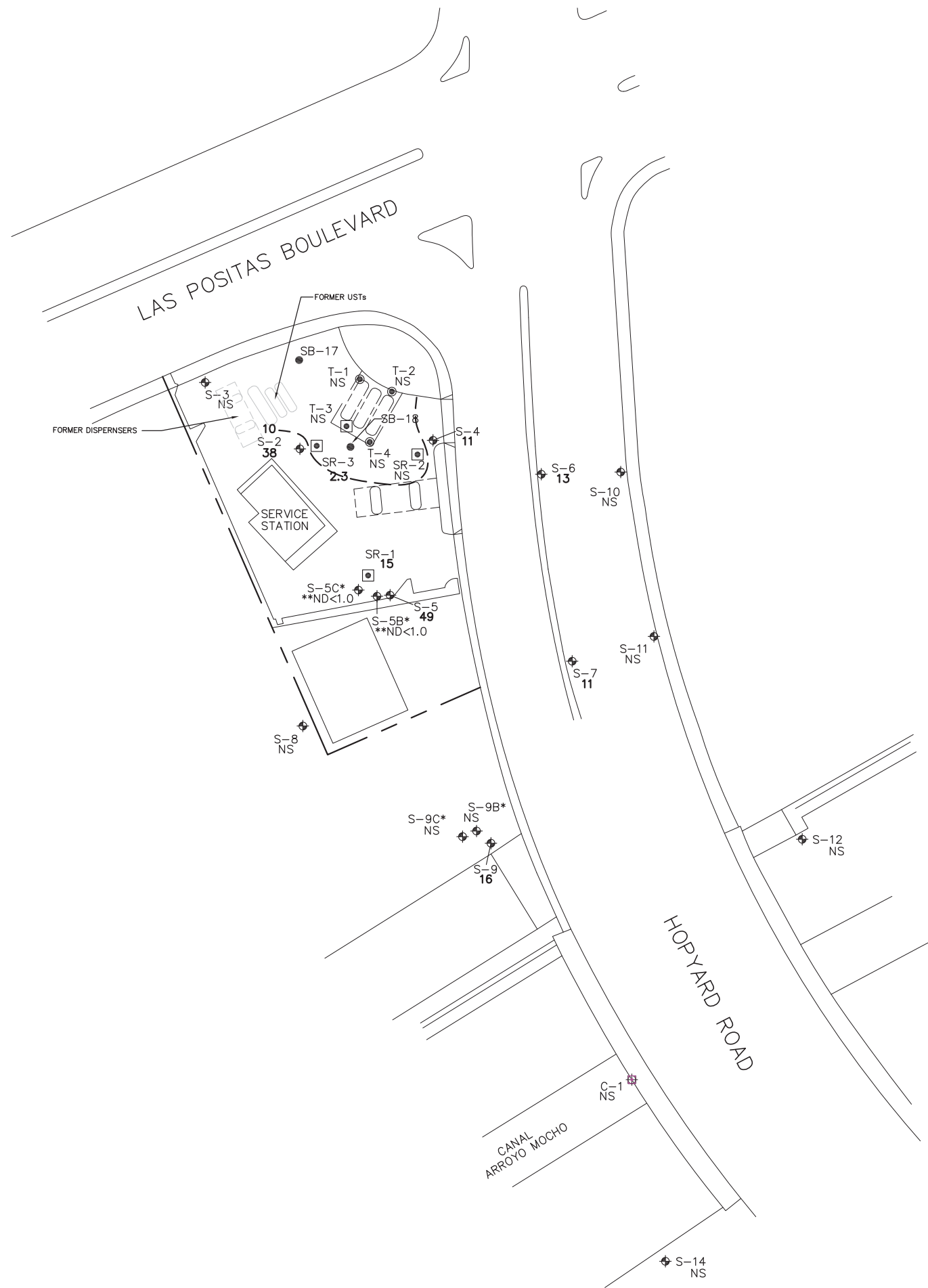
7/6/2010
3790 HOPYARD ROAD
PLEASANTON, CALIFORNIA

PROJECT NUMBER SCA3790H1D

APPROVED BY

CHECKED BY

DRAWN BY J.F.F. 8/27/2010



LEGEND

- SB-17 ● SOIL BORING LOCATION
- MW-1 ◆ GROUNDWATER MONITORING WELL LOCATION AND DESIGNATION
- SR-3 □ GROUNDWATER RECOVERY WELL LOCATION AND DESIGNATION
- T-2 ● TANK BACKFILL
- C-1 ⊕ GROUNDWATER MONITORING WELL LOCATION AND DESIGNATION
- * DEEP MONITORING WELL
- 37 MTBE CONCENTRATION IN GROUNDWATER IN MICROGRAMS PER LITER(μg/L)
- 10 - - - - LINE OF EQUAL MTBE CONCENTRATION
- MTBE METHYL TERT-BUTYL ETHER
- μg/L MICROGRAMS PER LITER
- ND< NOT DETECTED ABOVE LIMIT NOTED
- NS NOT SAMPLED
- ** DEEP WELLS NOT USED IN CONTOURING



SHELL OIL PRODUCTS US
SHELL-BRANDED SERVICE STATION
PLEASANTON, CALIFORNIA

FIGURE 6
MTBE ISOCONCENTRATION MAP


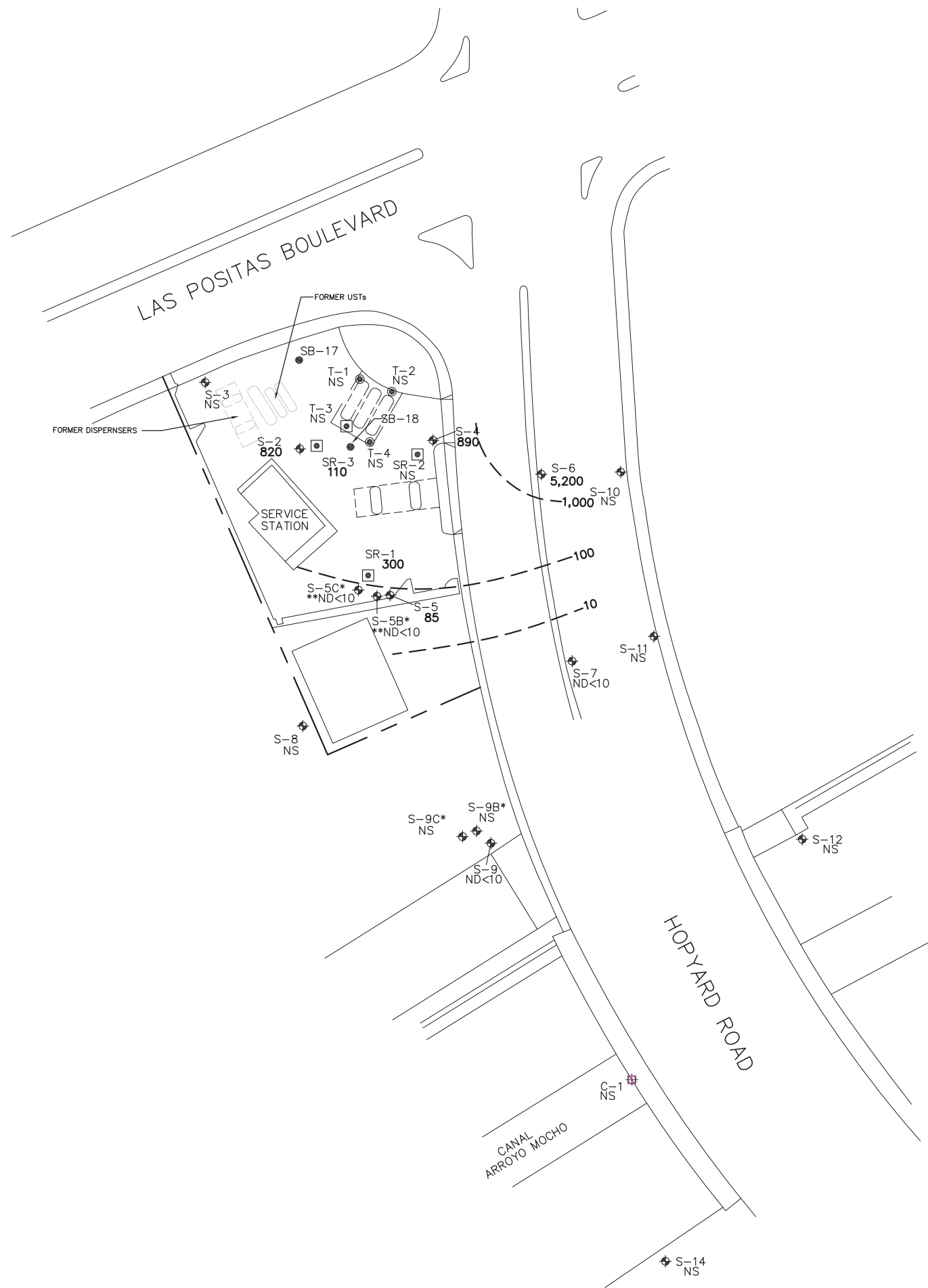
7/6/2010
3790 HOPYARD ROAD
PLEASANTON, CALIFORNIA

PROJECT NUMBER SCA3790H1D

APPROVED BY

CHECKED BY

DRAWN BY J.F.F. 8/27/2010



LEGEND

- SB-17 ● SOIL BORING LOCATION
- MW-1 ◆ GROUNDWATER MONITORING WELL LOCATION AND DESIGNATION
- SR-3 ◻ GROUNDWATER RECOVERY WELL LOCATION AND DESIGNATION
- T-2 ⊙ TANK BACKFILL
- C-1 ⊕ GROUNDWATER MONITORING WELL LOCATION AND DESIGNATION
- * DEEP MONITORING WELL
- 4,300 TBA CONCENTRATION IN GROUNDWATER IN MICROGRAMS PER LITER (µg/L)
- 10 - - - - LINE OF EQUAL TBA CONCENTRATION
- TBA TERTIARY BUTYL ALCOHOL
- µg/L MICROGRAMS PER LITER
- ND< NOT DETECTED ABOVE LIMIT NOTED
- NS NOT SAMPLED
- ** DEEP WELLS NOT USED IN CONTOURING



SHELL OIL PRODUCTS US
SHELL-BRANDED SERVICE STATION
PLEASANTON, CALIFORNIA

FIGURE 7
TBA ISOCONCENTRATION MAP

7/6/2010
3790 HOPYARD ROAD
PLEASANTON, CALIFORNIA

TABLES

TABLE 1
HISTORICAL GROUNDWATER GAUGING AND ANALYTICAL DATA
3790 Hopyard Road, Pleasanton, California

WELL ID	DATE MEAS	TOC ELEV (feet)	DT SPH (feet)	DTW (feet)	SPH THICK (feet)	GW ELEV (feet)	TPH-G (ug/L)	BENZENE (ug/L)	TOLUENE (ug/L)	ETHYLBENZENE (ug/L)	TOTAL XYLENES (ug/L)	MTBE (ug/L)	TBA (ug/L)	DIPE (ug/L)	ETBE (ug/L)	TAME (ug/L)	ETHANOL (ug/L)	DO (mg/l)	ORP (mV)	1,2-Dichloroethane (ug/L)	COMMENTS
T-2	09/17/01	0.00		11.48	NM	-11.48	ND<5000	ND<25	ND<25	ND<25	ND<25	29000	NA	NA	NA	NA	NA	NA		NA	
T-2	12/31/01	0.00		4.96	NM	-4.96	ND<5000	ND<50	ND<50	ND<50	ND<50	31000	NA	NA	NA	NA	NA	NA		NA	
T-2	03/13/02	0.00		9.76	NM	-9.76	ND<5000	ND<50	ND<50	ND<50	ND<50	48000	NA	NA	NA	NA	NA	NA		NA	
T-2	06/18/02	0.00		12.58	NM	-12.58	ND<20000	ND<200	ND<200	ND<200	ND<200	100000	NA	NA	NA	NA	NA	NA		NA	
T-2	09/27/02	0.00		8.15	NM	-8.15	240	0.55	2.8	1.8	2.6	39	NA	NA	NA	NA	NA	NA		NA	
T-2	12/27/02	0.00		6.75	NM	-6.75	2100	7.8	17	ND<0.5	11	790	1200	ND<2	ND<2	2.7	NA	NA		ND<2	
T-2	03/24/03	0.00		11.68	NM	-11.68	550	ND<2.5	ND<2.5	ND<2.5	ND<5	310	NA	NA	NA	NA	NA	NA		NA	
T-2	05/09/03	0.00		6.40	NM	-6.40	220	0.66	0.55	ND<0.5	1.8	100	92	NA	NA	NA	NA	NA		NA	
T-2	07/08/03	0.00		8.16	NM	-8.16	ND<500	13	7.4	ND<5	22	990	120	NA	NA	NA	NA	NA		NA	
T-2	10/15/03	0.00		11.15	NM	-11.15	220 e	ND<0.5	ND<0.5	ND<0.5	ND<1	13	23	NA	NA	NA	NA	NA		NA	
T-2	01/06/04	0.00		9.10	NM	-9.10	710	ND<0.5	ND<0.5	ND<0.5	1.2	14	9.2	NA	NA	NA	NA	NA		NA	
T-2	04/07/04	0.00		10.54	NM	-10.54	570 e	5.4	ND<0.5	ND<0.5	1.2	5.6	11	NA	NA	NA	NA	NA		NA	
T-2	07/27/04	0.00		9.89	NM	-9.89	270	1.7	1.2	ND<0.5	2	2.9	7.9	ND<2	ND<2	ND<2	ND<50	NA		NA	
T-2	10/29/04	0.00		9.42	NM	-9.42	180	ND<0.5	ND<0.5	ND<0.5	ND<1	4.2	23	ND<2	ND<2	ND<2	ND<50	NA		NA	
T-2	01/06/05	0.00		7.98	NM	-7.98	1100	0.83	ND<0.5	ND<0.5	3.5	3	12	ND<2	ND<2	ND<2	NA	NA		NA	
T-3	06/18/02	0.00		NG	NM	NM	NA	NA	NA	NA	NA	NA	NA	NA	NA	NA	NA	NA		NA	Dry
T-4	06/18/02	0.00		13.50	NM	-13.50	ND<10000	ND<100	ND<100	ND<100	ND<200	97000	NA	NA	NA	NA	NA	NA		NA	
T-4	12/27/02	0.00		7.65	NM	-7.65	550	5.3	16	0.6	39	140	120	ND<2	ND<2	ND<2	NA	NA		ND<2	
T-4	03/24/03	0.00		12.88	NM	-12.88	1400	ND<0.5	1	1.2	3.6	15	NA	NA	NA	NA	NA	NA		NA	
T-4	05/09/03	0.00		7.59	NM	-7.59	ND<50	ND<0.5	ND<0.5	ND<0.5	1.6	14	5.2	NA	NA	NA	NA	NA		NA	
T-4	07/08/03	0.00		9.33	NM	-9.33	730	26	8.9	10	19	1000	150	NA	NA	NA	NA	NA		NA	
T-4	10/15/03	0.00		11.80	NM	-11.80	1200	15	6.1	2.8	11	310	980	NA	NA	NA	NA	NA		NA	
T-4	01/06/04	0.00		9.78	NM	-9.78	68	1.1	ND<0.5	ND<0.5	ND<1	12	ND<5	NA	NA	NA	NA	NA		NA	
T-4	04/07/04	0.00		11.15	NM	-11.15	1600	5.1	0.57	ND<0.5	2.3	6.1	ND<5	NA	NA	NA	NA	NA		NA	
T-4	07/27/04	0.00		10.93	NM	-10.93	590	5.3	0.83	0.52	2.2	4.8	7.5	ND<2	ND<2	ND<2	ND<50	NA		NA	
T-4	10/29/04	0.00		10.06	NM	-10.06	83	ND<0.5	ND<0.5	ND<0.5	ND<1	1.2	ND<5	ND<2	ND<2	ND<2	ND<50	NA		NA	
T-4	01/06/05	0.00		8.69	NM	-8.69	430 g	ND<0.5	ND<0.5	ND<0.5	ND<1	9.6	ND<5	ND<2	ND<2	ND<2	NA	NA		NA	

Notes:
TPH-G = total petroleum hydrocarbons as gasoline –analyzed using California DHS LUFT Method, EPA Method 8015M, EPA Method 8260B, or as total purgeable petroleum hydrocarbons (TPPH) by EPA Method 8260B.
TPH-D = total petroleum hydrocarbons as diesel or diesel range organics (DRO) using EPA Method 8015M.

BTEX = benzene, toluene, ethylbenzene, xylenes by EPA Method 8260B; prior to June 18, 2001, analyzed by EPA Method 8020.

MTBE = Methyl tertiary butyl ether

DIPE = Di-isopropyl ether, analyzed by EPA Method 8260

ETBE = Ethyl tertiary butyl ether, analyzed by EPA Method 8260

TAME = Tertiary amyl methyl ether, analyzed by EPA Method 8260

TBA = Tertiary butyl alcohol, analyzed by EPA Method 8260

1,2-DCA = 1,2-Dichloroethane, analyzed by EPA Method 8260

TOB = Top of Wellbox Elevation

TOC = Top of Casing Elevation

SPH = Separate-Phase Hydrocarbons

GW = Groundwater

DO = Dissolved Oxygen

ppm = Parts per million

ug/L = Parts per billion

MSL = Mean sea level

ft. = Feet

<n = Below detection limit

a = Compounds detected within the chromatographic range of gasoline but not characteristic of the standard gasoline pattern.

b = This sample was analyzed outside of the EPA recommended holding time.

c = Samples for wells S-6 and S-7 may have been switched.

d = Survey date only.

e = Hydrocarbon does not match pattern of laboratory's standard.

f = The concentration reported reflects individual or discrete unidentified peaks not matching a typical fuel pattern.

g = Quantity of unknown hydrocarbon(s) in sample based on gasoline.

h = Due to the low levels of analyte found in the sample, the analyte was qualitatively identified based on the compound's retention time and the presence of a single mass ion.

i = Estimated value. Analyte detected at a level less than the Reporting Limit (RL) and greater than or equal to the Method Detection Limit (MDL). The user of this data should be aware that

this data is of limited reliability.

j = Hydrocarbon result partly due to individual peak(s) in quantitation range.

k = Analyzed by EPA Method 8015B (M).

l = The sample chromatographic pattern for TPH does not match the chromatographic pattern of the specified standard. Quantitation of the unknown hydrocarbon(s) in the sample was based upon the specified standard.

m = Analyte was detected at a concentration below the reporting limit and above the laboratory method detection limit. Reported value is estimated.

Ethanol analyzed by EPA Method 8260.

Corrected groundwater elevation when SPH is present = Top of Casing Elevation - Depth to Water + (0.8 x Hydrocarbon Thickness).

Well T-2 is a backfill well.

Beginning September 23, 2002 depth to water referenced to Top of Casing.

All wells except S-11, S-12, and T-1 through T-4 surveyed March 11, 2002 by Virgil Chavez Land Surveying of Vallejo, CA.

Survey data for wells S-11 and S-12 provided by Cambria Environmental Technology, Inc.

C-1 surveyed March 18, 2003 by Virgil Chavez Land Surveying of Vallejo, CA.

Wells SR-1, SR-2, and SR-3 surveyed September 22, 2003 by Virgil Chavez Land Surveying of Vallejo, CA.

4Q05 survey data for wells S-5B, S-5C, S-9B, S-9C, and S-14 provided by Delta Environmental Consultants, Inc.

J = Analyte was detected at a concentration below the reporting limit and above the laboratory method detection limit. Reported value is estimated.

TABLE 2
MgSO4 APPLICATION FEASIBILITY GROUNDWATER TESTING

Shell-branded Service Station
 3790 Hopyard Road
 Pleasanton, California

Well ID	Date Sampled	TPH-g (ug/L)	BTEX Compounds				Fuel Oxygenates					Sulfate (mg/L)	Ferrous Iron (mg/L)
			B (ug/L)	T (ug/L)	E (ug/L)	X (ug/L)	MTBE (ug/L)	DIPE (ug/L)	ETBE (ug/L)	TAME (ug/L)	TBA (ug/L)		
S-2	10/30/2009	4,100	100	3.3	36	11	140	<2.0	<2.0	<2.0	2,100	6.4	3.0
S-3	10/30/2009	<50	<0.50	<1.0	<1.0	<1.0	<1.0	<2.0	<2.0	<2.0	<10	330	<0.10
S-5	10/30/2009	500	6.9	<1.0	4.4	1.0	51	<2.0	<2.0	<2.0	110	24	0.66
S-6	10/30/2009	670	<5.0	<10	<10	<10	12	<20	<20	<20	7,600	11	7.7

Abbreviations:

TPH-g = Total petroleum hydrocarbons as gasoline, analyzed by EPA Method 8015

B = Benzene, analyzed by EPA Method 8260B

T = Toluene, analyzed by EPA Method 8260B

E = Ethylbenzene, analyzed by EPA Method 8260B

X = Total xylenes, analyzed by EPA Method 8260B

MTBE = Methyl tert-butyl ether, analyzed by EPA Method 8260B

DIPE = Diisopropyl ether, analyzed by EPA Method 8260B

ETBE = Ethyl tertiary butyl ether, analyzed by EPA Method 8260B

TAME = Tertiary amyl methyl ether, analyzed by EPA Method 8260B

TBA = Tertiary butyl alcohol, analyzed by EPA Method 8260B

Sulfate - Analyzed EPA Method 300.0

Ferrous Iron - Iron (II) analyzed by SM 3500-FeB

µg/L = Micrograms per liter, equivalent to parts per billion

mg/L = Milligrams per liter, equivalent to parts per million

< = Denotes no reported concentration above shown detection limit

TABLE 3
MgSO4 FEASIBILITY PILOT STUDY MONITORING DATA
Shell-branded Service Station
3790 Hopyard Road
Pleasanton, California

Well ID	Date	Depth to Water (feet below TOC)	pH (pH units)	Sulfate (mg/L)	Ferrous Iron (Fe+2) (mg/L)	Ferric Iron (Fe+3) (mg/L)	TPH-g (ug/L)	BTEX Compounds				Ethanol (ug/L)	MTBE (ug/L)	TBA (ug/L)	DIPE (ug/L)	ETBE (ug/L)	TAME (ug/L)
								B (ug/L)	T (ug/L)	E (ug/L)	X (ug/L)						

Observation Wells

SR-2	5/7/10 11:35 AM	11.70	6.83*	13	0.8	ND(<0.10)	180	ND(<0.50)	ND(<1.0)	ND(<1.0)	ND(<1.0)	ND(<100)	18	530	ND(<2.0)	ND(<2.0)	ND(<2.0)
SR-2	5/28/10 2:00 PM	NR	NA	14	NA	NA	NA	NA	NA	NA	NA	NA	NA	NA	NA	NA	NA
SR-2	6/4/10 10:25 AM	13.98	7.12	12	0.4	ND(<0.10)	180	ND(<0.50)	ND(<1.0)	ND(<1.0)	ND(<1.0)	NA	15	420	ND(<2.0)	ND(<2.0)	ND(<2.0)
SR-2	6/29/10 12:30 PM	NR	6.7	11	0.0	0.48	210	ND(<0.50)	ND(<1.0)	ND(<1.0)	ND(<1.0)	NA	14	590	ND(<2.0)	ND(<2.0)	ND(<2.0)
SR-2	8/10/10 11:20 AM	15.00	7.52	7.6	2.0	ND(<0.10)	710	1.2	ND(<1.0)	1.3	ND(<1.0)	ND(<100)	19	820	ND(<2.0)	ND(<2.0)	ND(<2.0)
SR-2	8/26/10 10:25 AM	NR	NA	7.2	NA	NA	NA	NA	NA	NA	NA	NA	NA	NA	NA	NA	NA
SR-2	9/8/10 10:30 AM	14.95	6.65	4.6	2.4	ND(<0.10)	490	1.9	ND(<1.0)	1.9	ND(<1.0)	ND(<100)	24	720	ND(<2.0)	ND(<2.0)	ND(<2.0)
SR-2	10/6/10 10:40 AM	14.95	6.73	2.1	2.6	ND(<0.10)	750	2.3	ND(<1.0)	2.0	ND(<1.0)	ND(<100)	21	940	ND(<2.0)	ND(<2.0)	ND(<2.0)

S-3	5/7/10 11:00 AM	11.73	6.66*	130	0.4	ND(<0.10)	ND(<50)	ND(<0.50)	ND(<1.0)	ND(<1.0)	ND(<1.0)	ND(<100)	ND(<1.0)	ND(<10)	ND(<2.0)	ND(<2.0)	ND(<2.0)
S-3	6/29/10 11:00 AM	NR	6.6	110	0.0	0.10	ND(<50)	ND(<0.50)	ND(<1.0)	ND(<1.0)	ND(<1.0)	NA	ND(<1.0)	ND(<10)	ND(<2.0)	ND(<2.0)	ND(<2.0)
S-3	8/10/10 10:20 AM	13.50	7.42	190	4.6	ND(<0.10)	ND(<50)	ND(<0.50)	ND(<1.0)	ND(<1.0)	ND(<1.0)	210	ND(<1.0)	ND(<10)	ND(<2.0)	ND(<2.0)	ND(<2.0)
S-3	10/6/10 12:45 PM	13.65	6.39	150	0.8	ND(<0.10)	ND(<50)	ND(<0.50)	ND(<1.0)	ND(<1.0)	ND(<1.0)	ND(<100)	ND(<1.0)	ND(<10)	ND(<2.0)	ND(<2.0)	ND(<2.0)

SR-3	5/7/10 10:10 AM	11.95	6.79*	1.1	3.6	0.19	3,800	24	1.7	2.6	3.9	ND(<100)	24	1,300	ND(<2.0)	ND(<2.0)	ND(<2.0)
SR-3	5/28/10 1:40 PM	NR	NA	ND(<1.0)	NA	NA	NA	NA	NA	NA	NA	NA	NA	NA	NA	NA	NA
SR-3	6/4/10 9:45 AM	13.48	6.98	ND(<1.0)	3.2	ND(<0.10)	2,100	21	1.5	1.4	3.6	NA	24	1,300	ND(<2.0)	ND(<2.0)	ND(<2.0)
SR-3	6/29/10 12:00 PM	NR	6.7	ND(<1.0)	2.6	2.00	2,100	19	1.3	1.6	2.6	NA	18	1,700	ND(<2.0)	ND(<2.0)	ND(<2.0)
SR-3	8/10/10 12:10 PM	15.71	7.48	2.0	4.6	2.30	2,700	21	1.6	2.6	2.9	ND(<100)	20	1,800	ND(<2.0)	ND(<2.0)	ND(<2.0)
SR-3	8/26/10 10:50 AM	NR	NA	ND(<5.0)**	NA	NA	NA	NA	NA	NA	NA	NA	NA	NA	NA	NA	NA
SR-3	9/8/10 11:00 AM	14.66	6.57	ND(<1.0)	6.2	0.81	2,000	24	ND(<2.0)	4.5	3.7	ND(<200)	19	1,100	ND(<4.0)	ND(<4.0)	ND(<4.0)
SR-3	10/6/10 11:45 AM	15.39	6.58	ND(<1.0)	2.8	3.29	1,800	21	ND(<2.0)	3.2	3.6	ND(<200)	19	1,600	ND(<4.0)	ND(<4.0)	ND(<4.0)

S-6	5/7/10 8:50 AM	13.61	6.68*	20	0.2	2.84	ND(<50)	ND(<0.50)	ND(<1.0)	ND(<1.0)	ND(<1.0)	ND(<100)	4.9	110	ND(<2.0)	ND(<2.0)	ND(<2.0)
S-6	6/4/10 8:30 AM	13.70	6.54	55	0.0	19	53	ND(<0.50)	ND(<1.0)	ND(<1.0)	ND(<1.0)	NA	5.6	210	ND(<2.0)	ND(<2.0)	ND(<2.0)
S-6	6/29/10 9:30 AM	NR	6.7	10	4.0	0.29	170	ND(<0.50)	ND(<1.0)	ND(<1.0)	ND(<1.0)	NA	8.2	1,600	ND(<2.0)	ND(<2.0)	ND(<2.0)
S-6	8/10/10 9:30 AM	15.55	7.47	2.4	4.6	4.81	430	ND(<2.5)	ND(<5.0)	ND(<5.0)	ND(<5.0)	ND(<500)	12	3,700	ND(<10)	ND(<10)	ND(<10)
S-6	9/8/10 9:15 AM	15.49	6.55	8.5	3.4	3.41	1,100	ND(<2.5)	ND(<5.0)	ND(<5.0)	ND(<5.0)	ND(<500)	15	4,100	ND(<10)	ND(<10)	ND(<10)
S-6	10/6/10 9:30 AM	15.02	6.51	5.6	3.4	5.38	870	ND(<2.5)	ND(<5.0)	ND(<5.0)	ND(<5.0)	ND(<500)	11	4,400	ND(<10)	ND(<10)	ND(<10)

TABLE 3
MgSO4 FEASIBILITY PILOT STUDY MONITORING DATA
Shell-branded Service Station
3790 Hopyard Road
Pleasanton, California

Well ID	Date	Depth to Water (feet below TOC)	pH (pH units)	Sulfate (mg/L)	Ferrous Iron (Fe+2) (mg/L)	Ferric Iron (Fe+3) (mg/L)	TPH-g (ug/L)	BTEX Compounds				Ethanol (ug/L)	MTBE (ug/L)	TBA (ug/L)	DIPE (ug/L)	ETBE (ug/L)	TAME (ug/L)
								B (ug/L)	T (ug/L)	E (ug/L)	X (ug/L)						

Application Points

S-2	5/7/10 9:50 AM a	13.23	6.61*	ND(<1.0)	5.0	1.15	13,000	62	3.4	67	17	ND(<100)	56	920	ND(<2.0)	ND(<2.0)	ND(<2.0)
S-2	5/7/10 6:20 PM	NR	NA	59,000	NA	NA	NA	NA	NA	NA	NA	NA	NA	NA	NA	NA	NA
S-2	5/28/10 1:35 PM	NR	NA	1,900	NA	NA	NA	NA	NA	NA	NA	NA	NA	NA	NA	NA	NA
S-2	6/4/10 9:10 AM	13.95	6.65	1,700	7.2	10	8,300	84	4.0	110	20	NA	81	910	ND(<2.0)	ND(<2.0)	ND(<2.0)
S-2	6/29/10 11:30 AM	NR	6.7	350	5.6	5.70	12,000	74	ND(<5.0)	88	12	NA	51	1,300	ND(<10)	ND(<10)	ND(<10)
S-2	8/10/10 11:50 AM	15.35	7.62	280	4.6	4.61	9,800	60	2.8	85	12	ND(<200)	48	990	ND(<4.0)	ND(<4.0)	ND(<4.0)
S-2	8/11/10 4:15 PM b	15.30	NA	62,000	NA	NA	NA	NA	NA	NA	NA	NA	NA	NA	NA	NA	NA
S-2	8/26/10 10:40 AM	NR	NA	5,100	NA	NA	NA	NA	NA	NA	NA	NA	NA	NA	NA	NA	NA
S-2	9/8/10 11:30 AM	14.74	6.38	2,600	5.8	24.3	10,000	80	ND(<5.0)	120	18	ND(<500)	56	1,200	ND(<10)	ND(<10)	ND(<10)
S-2	10/6/10 11:25 AM	15.46	6.55	1,200	4	11.1	8,700	66	ND(<5.0)	100	15	ND(<500)	39	1,100	ND(<10)	ND(<10)	ND(<10)

S-4	5/7/10 12:00 PM a	12.86	6.71*	ND(<1.0)	2.4	3.29	5,200	4.6	ND(<2.0)	35	3.2	ND(<200)	17	960	ND(<4.0)	ND(<4.0)	ND(<4.0)
S-4	5/7/10 8:35 PM	NR	NA	49,000	NA	NA	NA	NA	NA	NA	NA	NA	NA	NA	NA	NA	NA
S-4	5/28/10 2:05 PM	NR	NA	16,000	NA	NA	NA	NA	NA	NA	NA	NA	NA	NA	NA	NA	NA
S-4	6/4/10 8:50 AM	13.96	6.71	14,000	6.1	10.7	2,100	2.5	ND(<1.0)	35	1.5	NA	8.4	410	ND(<2.0)	ND(<2.0)	ND(<2.0)
S-4	6/29/10 1:00 PM	NR	6.7	8,200	4.0	11.9	1,400	2.4	ND(<1.0)	13	ND(<1.0)	NA	7.8	390	ND(<2.0)	ND(<2.0)	ND(<2.0)
S-4	8/10/10 11:00 AM	14.95	7.51	4,400	4.8	7.4	1,700	2.9	ND(<1.0)	55	ND(<1.0)	ND(<100)	10	550	ND(<2.0)	ND(<2.0)	ND(<2.0)
S-4	8/11/10 4:30 PM b	15.02	NA	13,000	NA	NA	NA	NA	NA	NA	NA	NA	NA	NA	NA	NA	NA
S-4	8/26/10 10:20 AM	NR	NA	7,700	NA	NA	NA	NA	NA	NA	NA	NA	NA	NA	NA	NA	NA
S-4	9/8/10 10:00 AM	14.80	6.3	3,600	5.2	6.6	2,100	5.4	1.2	57	4.6	ND(<100)	25	430	ND(<2.0)	ND(<2.0)	ND(<2.0)
S-4	10/6/10 10:20 AM	14.65	6.54	3,100	3.2	29.1	1,700	5.8	ND(<1.0)	74	1.8	ND(<100)	27	1,400	ND(<2.0)	ND(<2.0)	ND(<2.0)

Abbreviations:

TPH-g = Total petroleum hydrocarbons as gasoline by EPA Method 8260B

BTEX = benzene, toluene, ethylbenzene, and total xylenes by EPA Method 8260B

MTBE = Methyl tertiary butyl ether, analyzed by EPA Method 8260

DIPE = Di-isopropyl ether, analyzed by EPA Method 8260

ETBE = Ethyl tert-butyl ether, analyzed by EPA Method 8260

TAME = Tertiary-amyl methyl ether, analyzed by EPA Method 8260

TABLE 3
MgSO4 FEASIBILITY PILOT STUDY MONITORING DATA

Shell-branded Service Station
 3790 Hopyard Road
 Pleasanton, California

Well ID	Date	Depth to Water (feet below TOC)	pH (pH units)	Sulfate (mg/L)	Ferrous Iron (Fe+2) (mg/L)	Ferric Iron (Fe+3) (mg/L)	TPH-g (ug/L)	BTEX Compounds				Ethanol (ug/L)	MTBE (ug/L)	TBA (ug/L)	DIPE (ug/L)	ETBE (ug/L)	TAME (ug/L)
								B (ug/L)	T (ug/L)	E (ug/L)	X (ug/L)						

Abbreviations (cont.):

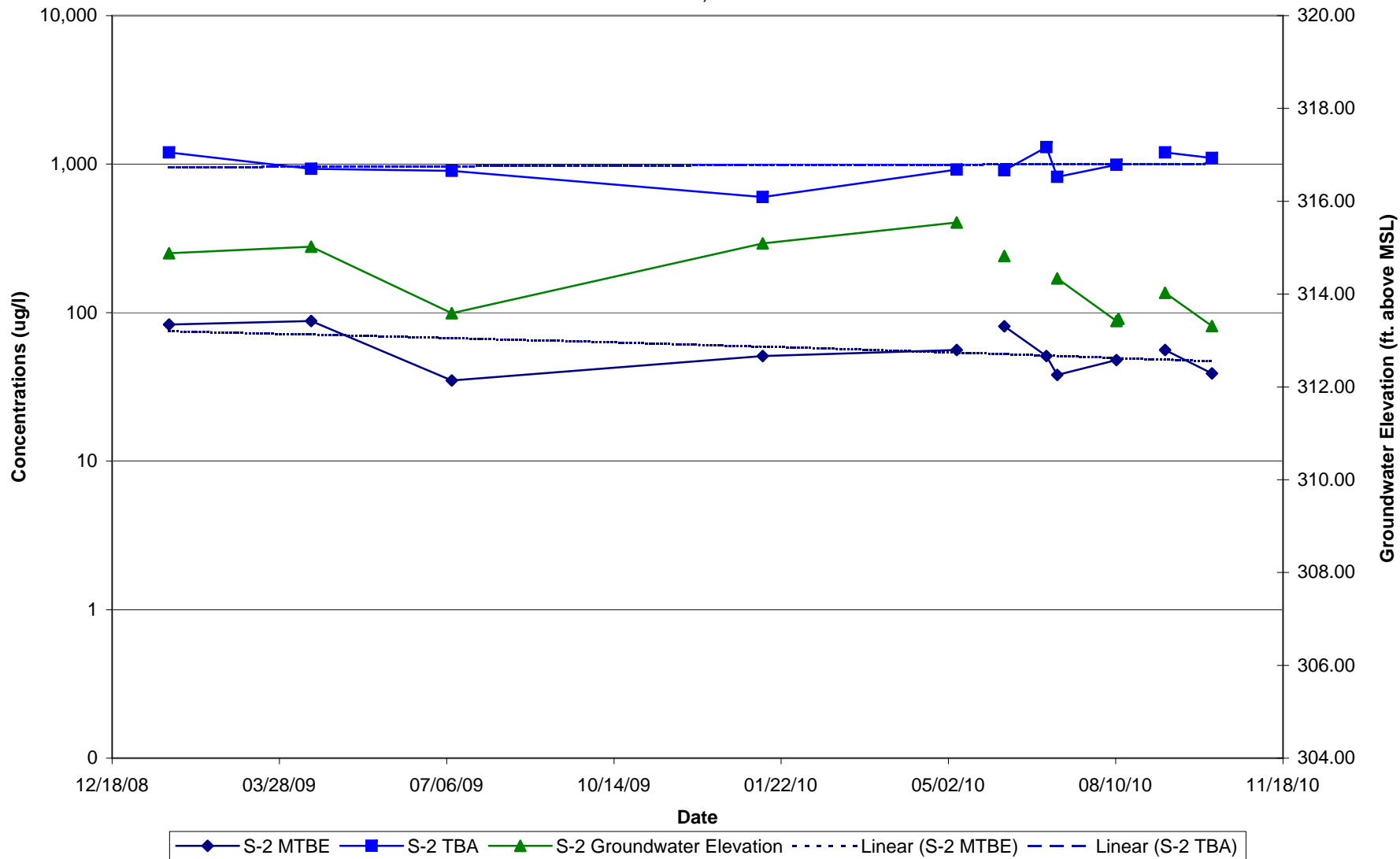
TBA = Tertiary-butyl alcohol
 TOC = Top of Casing
 mg/L = Milligrams per liter
 ug/L = Micrograms per liter
 ND(<n) = Not detected above shown detection limit n
 NA = Not Analyzed
 NR= Not Reported

Notes:

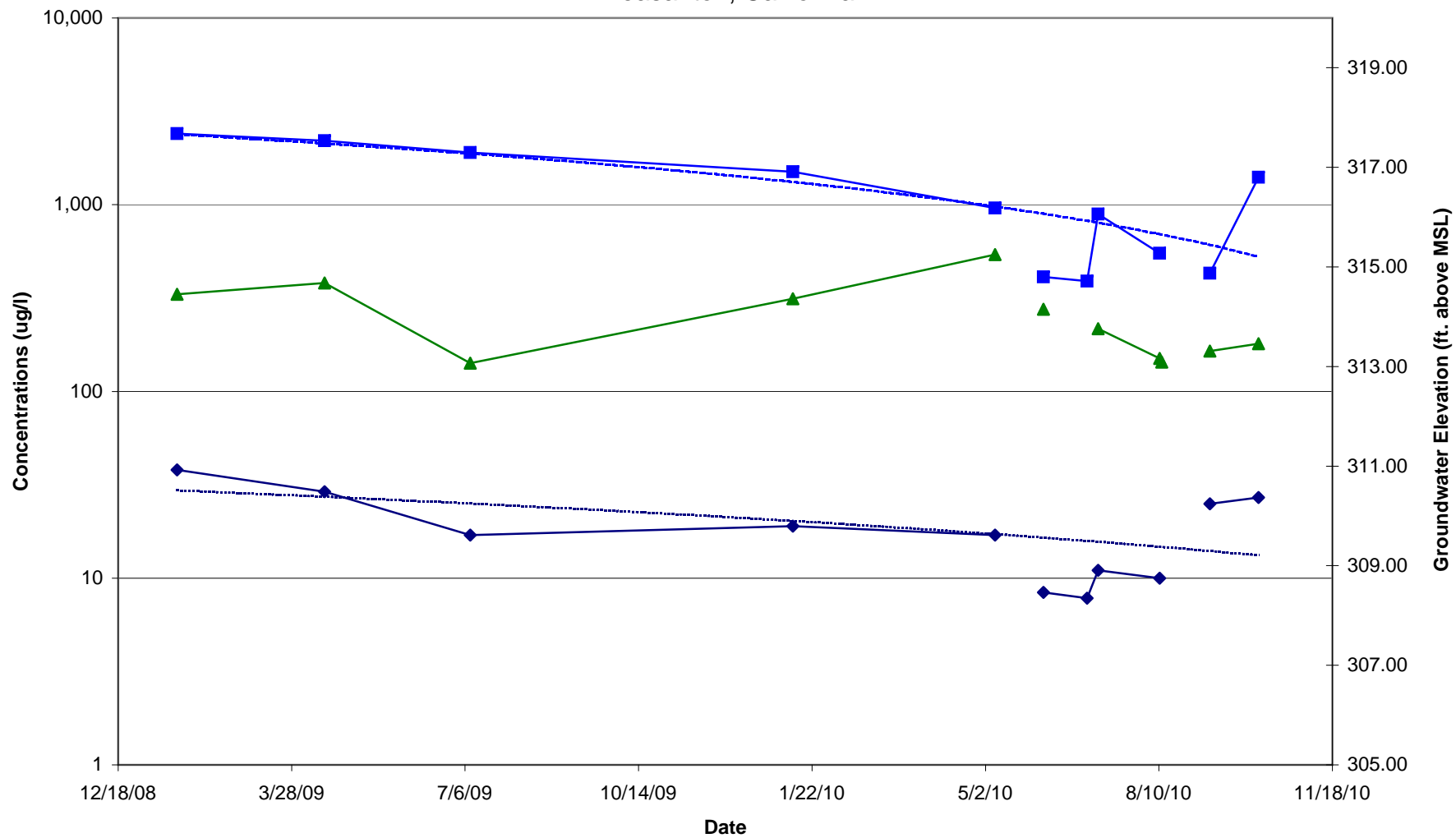
*Laboratory pH derived by SM 4500 H+ B.
 **The reporting limit is elevated resulting from matrix interference.
 pH measured in the field unless otherwise specified
 Ferrous iron measured using a field kit.
 Sulfate analyzed by EPA Method 300.0
 Ferric iron calculated from ferrous iron and total iron concentrations analyzed by EPA Method 6010B.
 Ethanol analyzed by EPA Method 8260B.
 a. Initial MgSO4 application May 7, 2010 of approximately 80 to 85 gallons of EOS MgSO4 material to each application well.
 b. Second MgSO4 application August 11, 2010 of approximately 55 gallons of EOS MgSO4 material to each application well.

GRAPHS

GRAPH 1
MTBE and TBA CONCENTRATIONS
WELL S-2 (2009 and 2010)
 Shell-branded Service Station
 3790 Hopyard Road
 Pleasanton, California

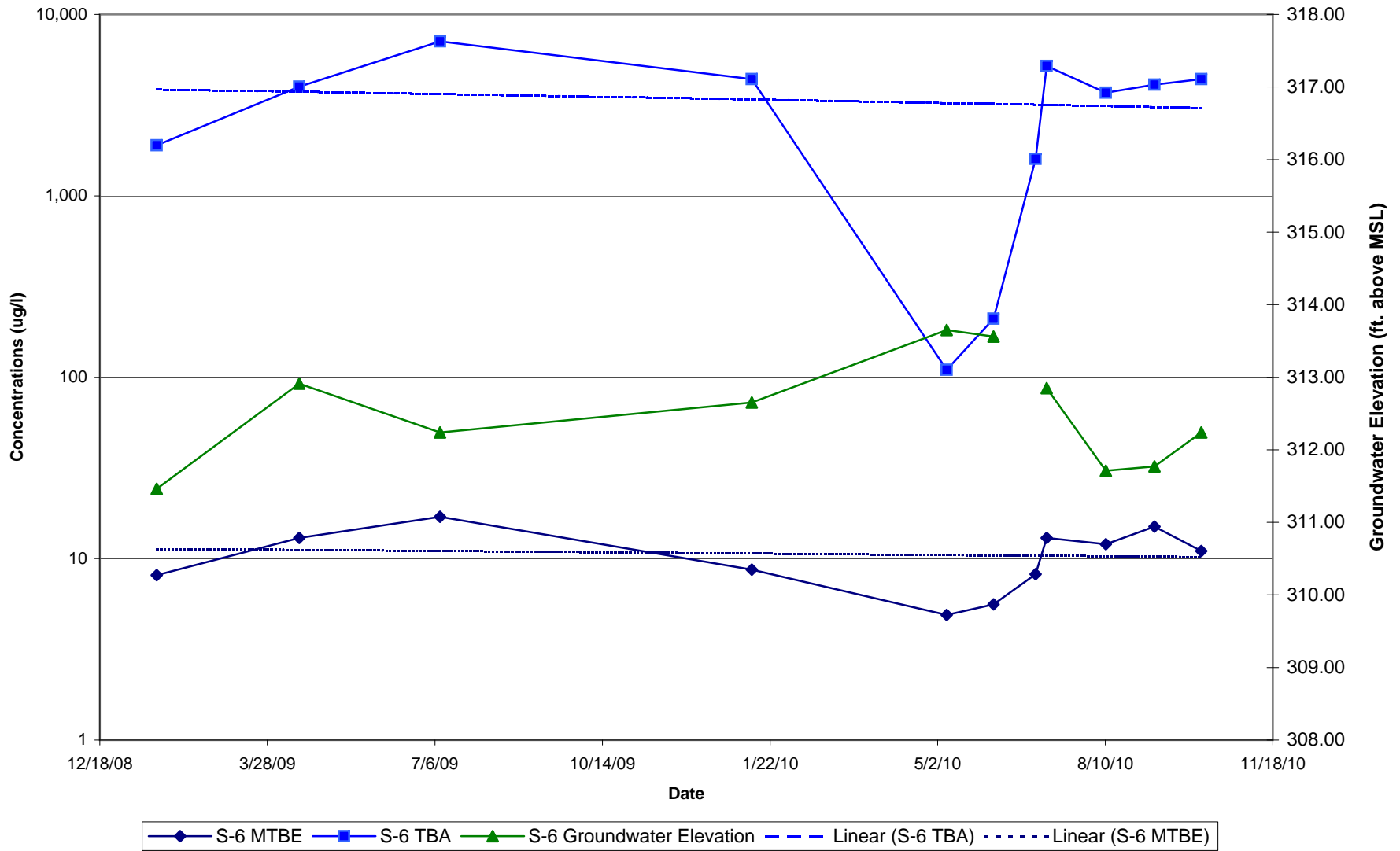


GRAPH 2
MTBE and TBA CONCENTRATIONS
WELL S-4 (2009 and 2010)
 Shell-branded Service Station
 3790 Hopyard Road
 Pleasanton, California

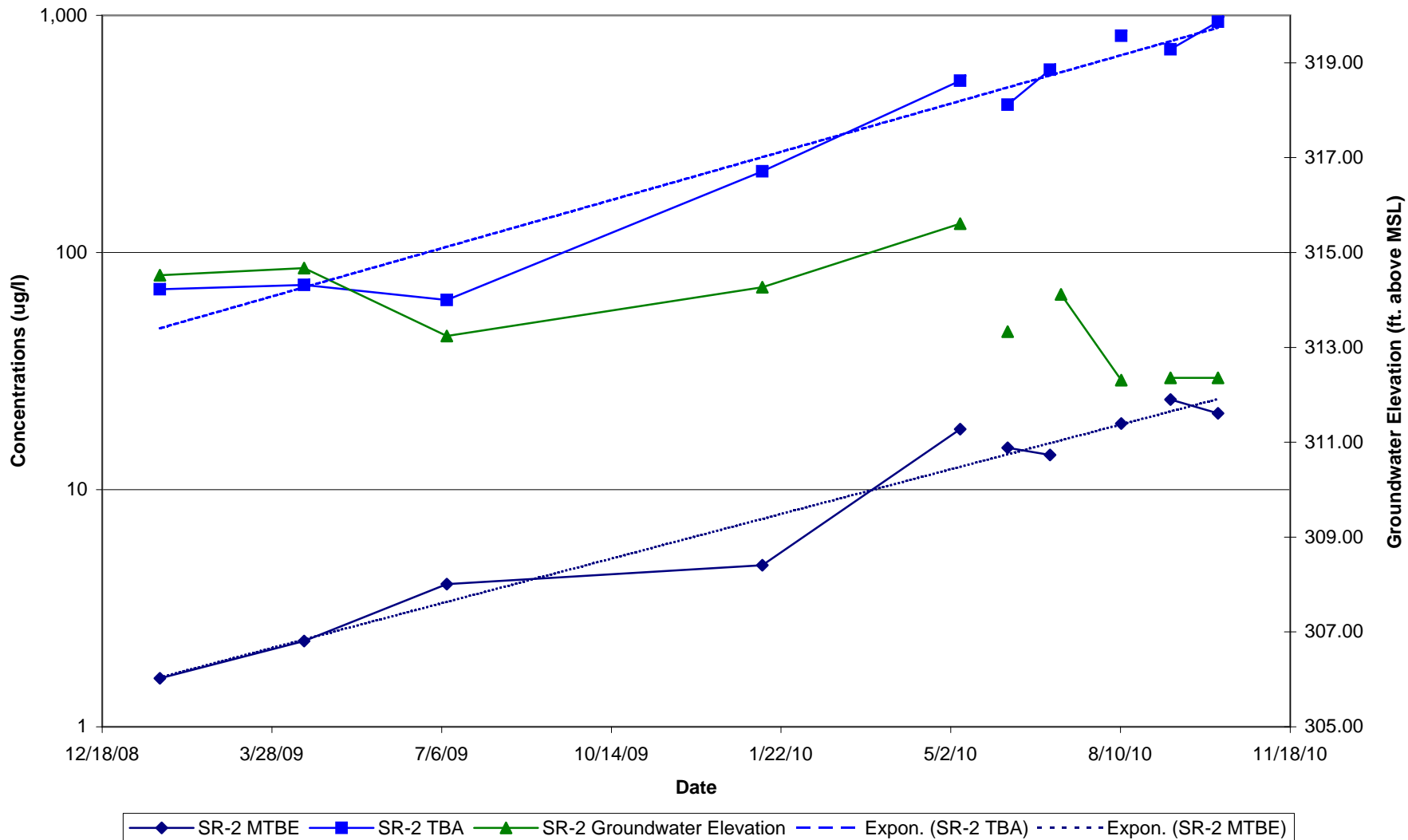


S-4 MTBE
 S-4 TBA
 S-4 Groundwater Elevation
 Linear (S-4 TBA)
 Linear (S-4 MTBE)

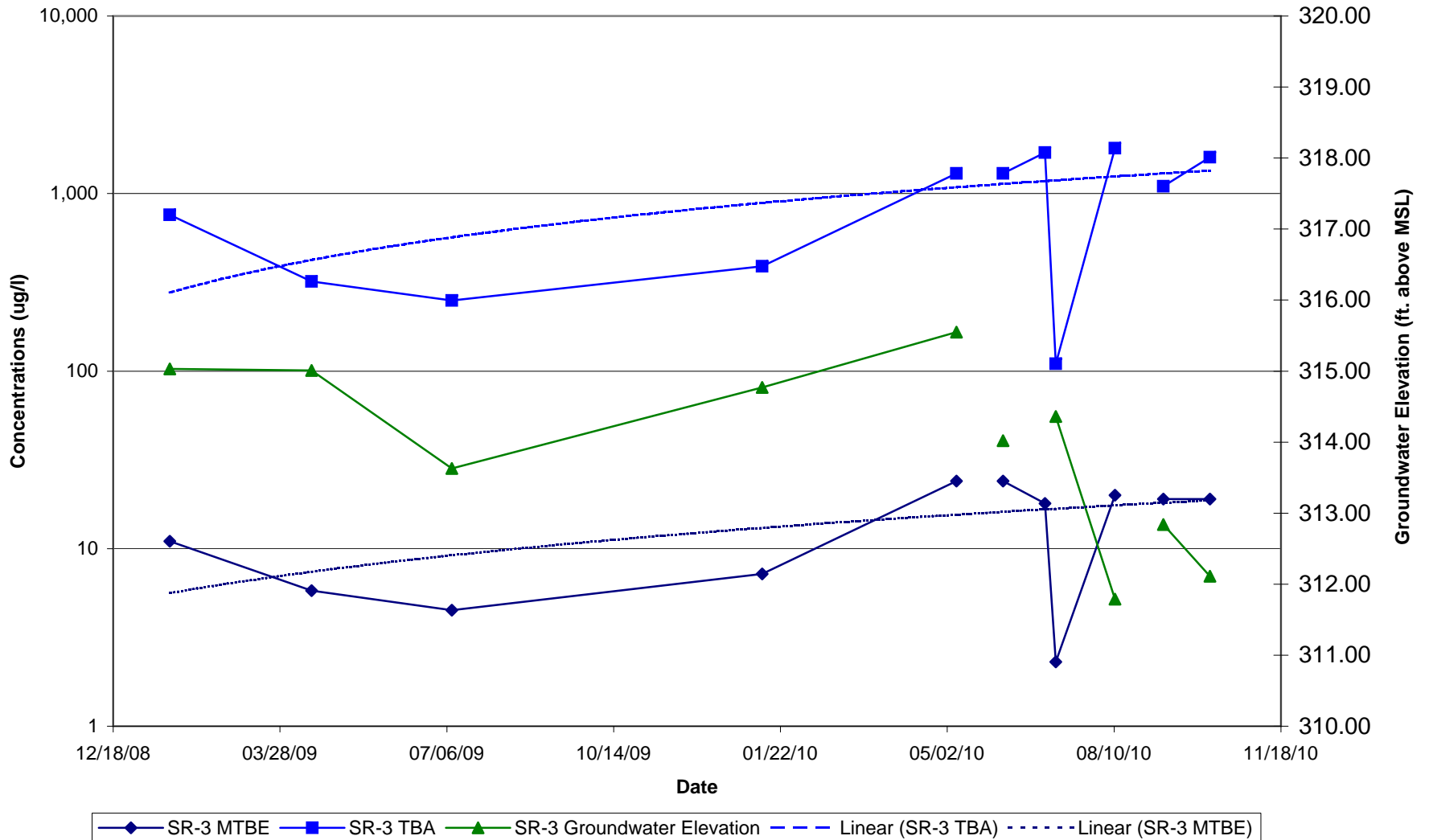
GRAPH 3
MTBE and TBA CONCENTRATIONS
WELL S-6 (2009 and 2010)
 Shell-branded Service Station
 3790 Hopyard Road
 Pleasanton, California



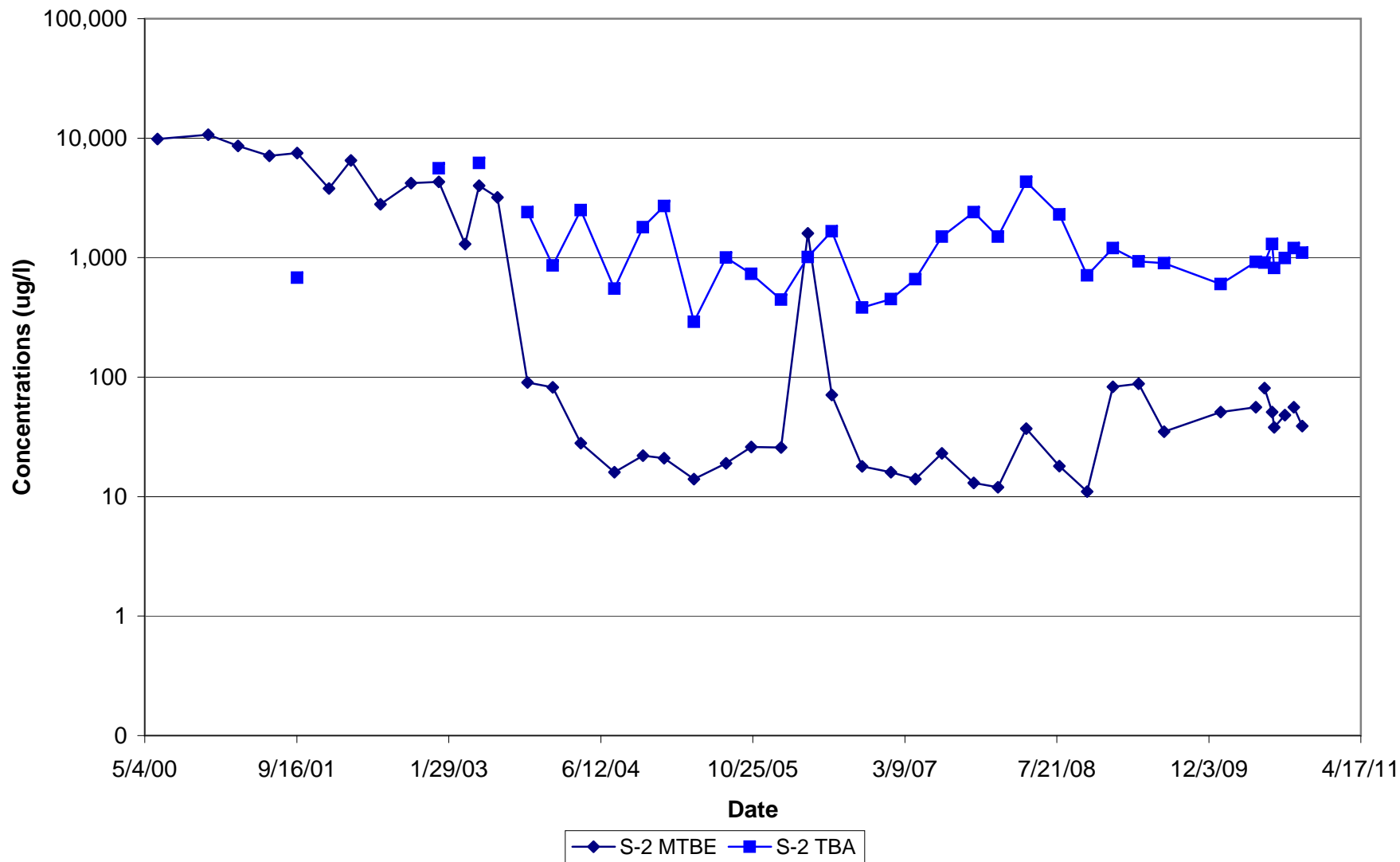
GRAPH 4
MTBE and TBA CONCENTRATIONS
WELL SR-2 (2009 and 2010)
Shell-branded Service Station
3790 Hopyard Road
Pleasanton, California



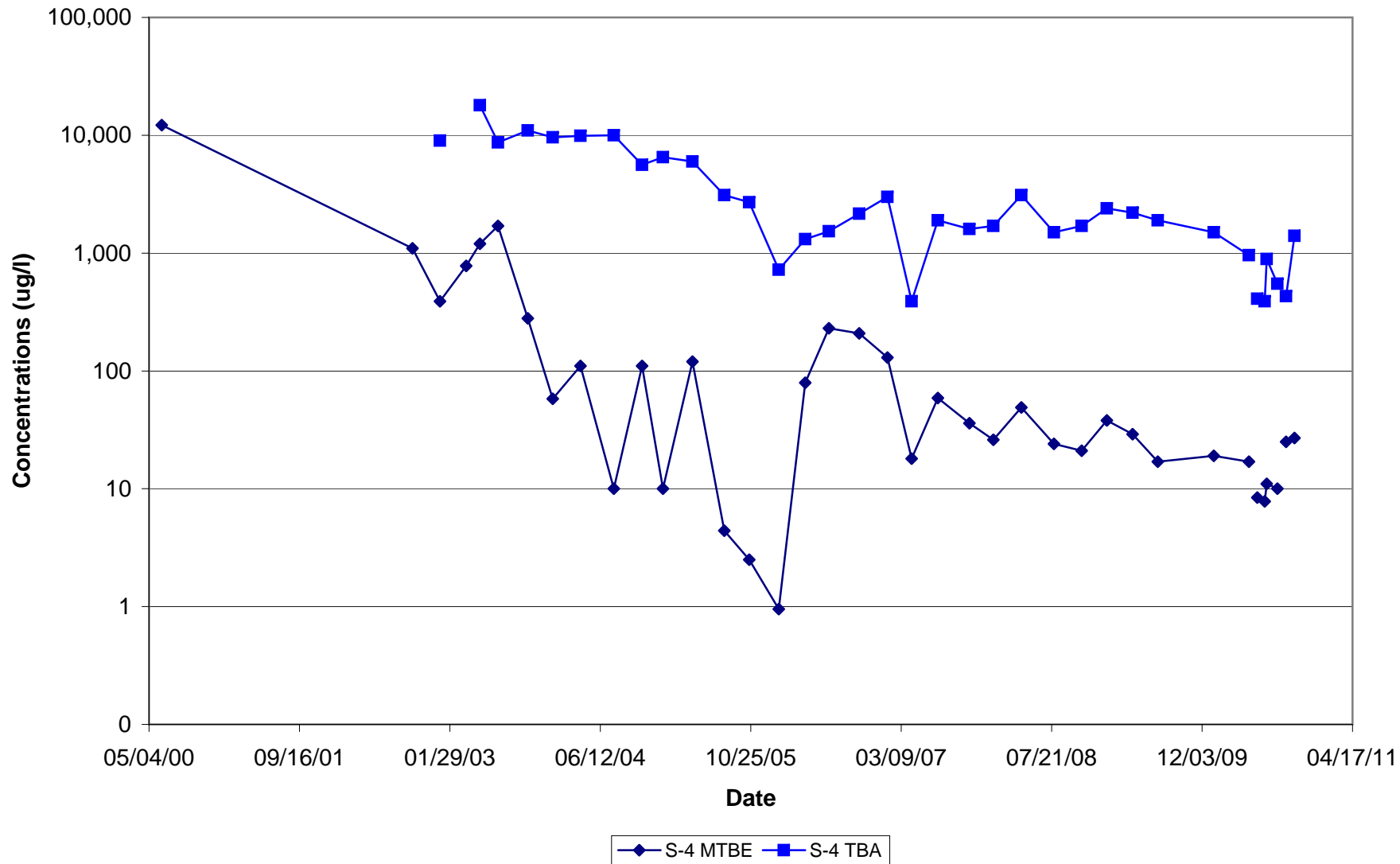
GRAPH 5
MTBE and TBA CONCENTRATIONS
WELL SR-3 (2009 and 2010)
 Shell-branded Service Station
 3790 Hopyard Road
 Pleasanton, California



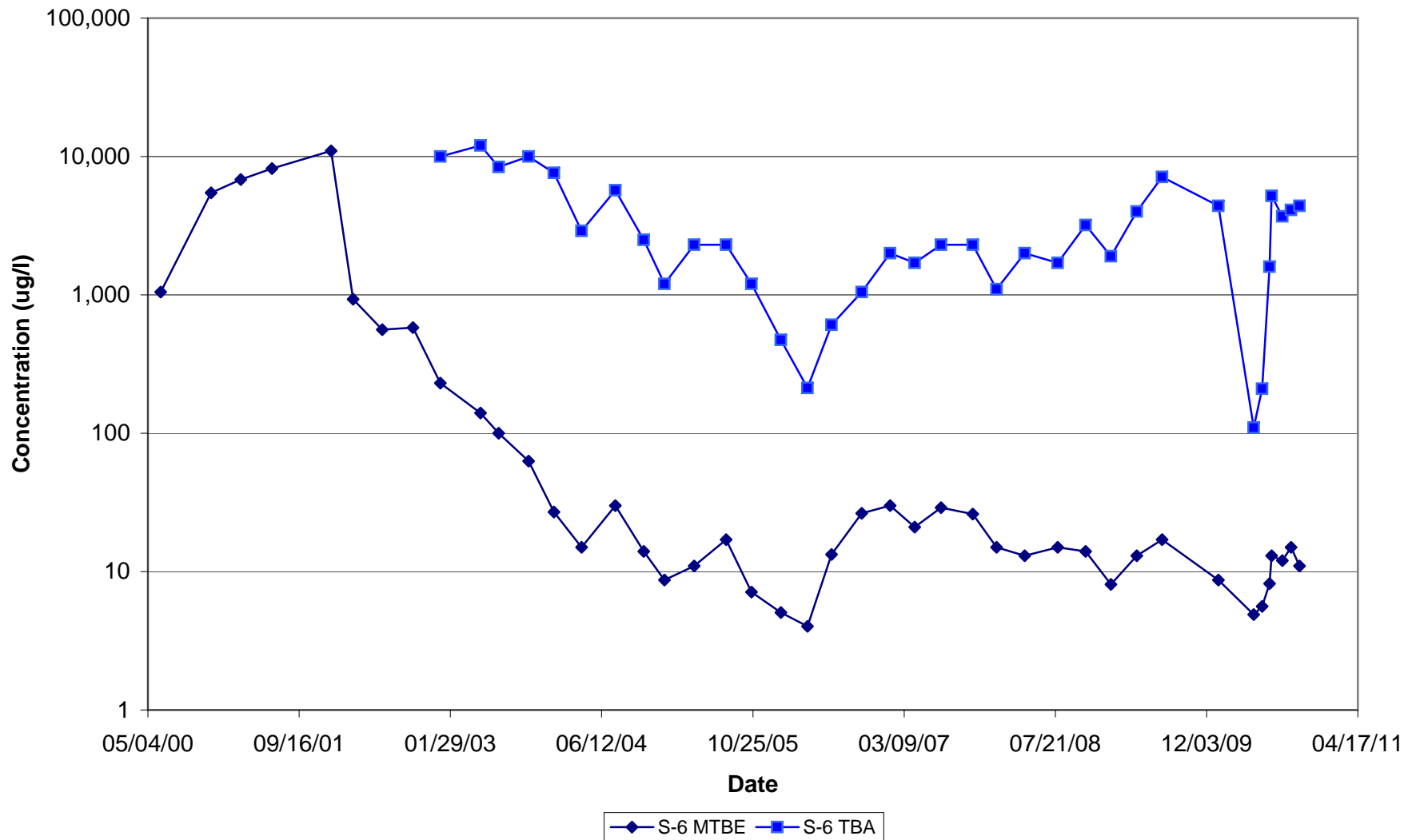
GRAPH 6
MTBE and TBA CONCENTRATIONS
WELL S-2 (2000-2010)
Shell-branded Service Station
3790 Hopyard Road
Pleasanton, California



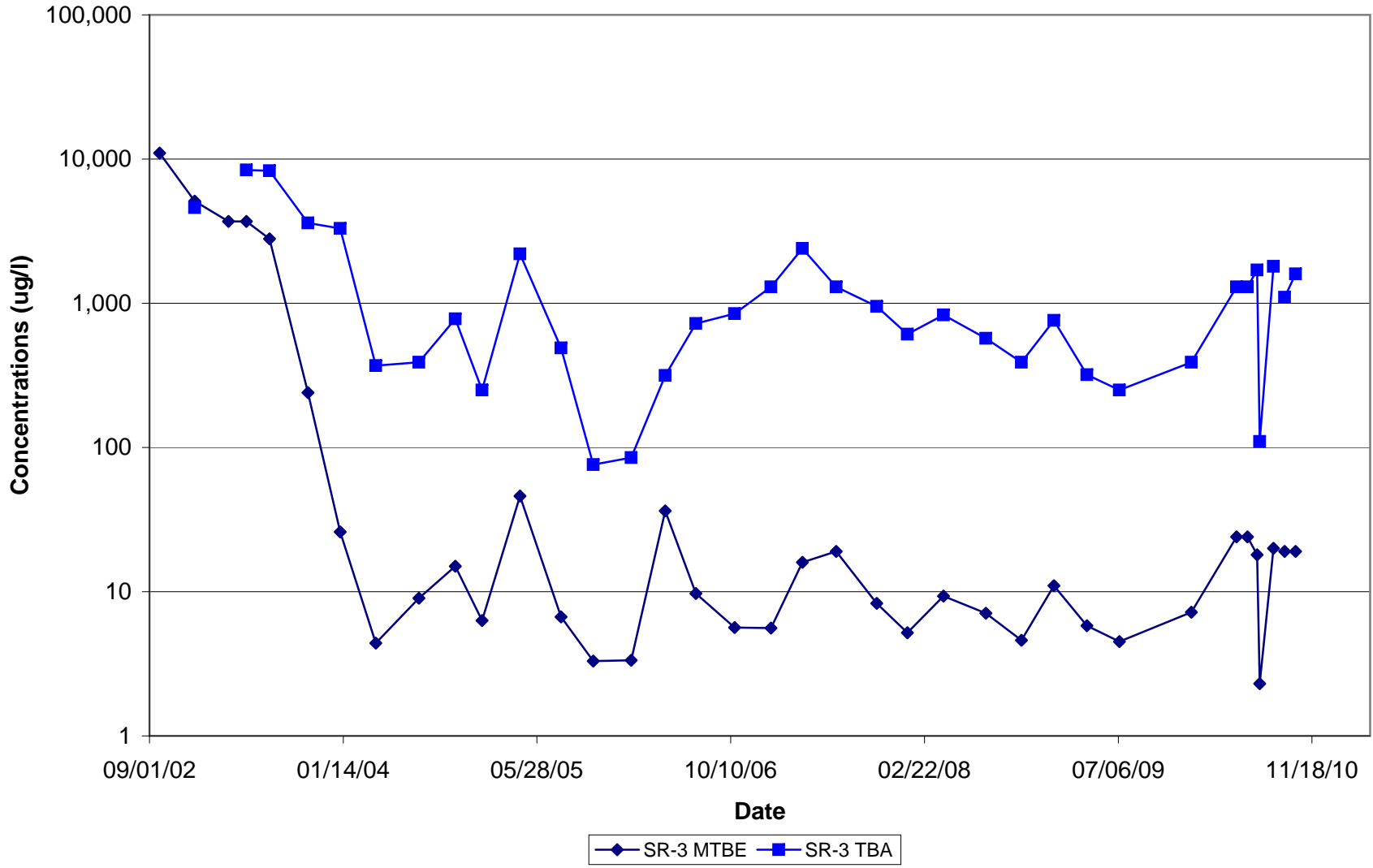
GRAPH 7
MTBE and TBA CONCENTRATIONS
WELL S-4 (2000-2010)
 Shell-branded Service Station
 3790 Hopyard Road
 Pleasanton, California



GRAPH 8
MTBE and TBA CONCENTRATIONS
WELL S-6 (2000-2010)
 Shell-branded Service Station
 3790 Hopyard Road
 Pleasanton, California

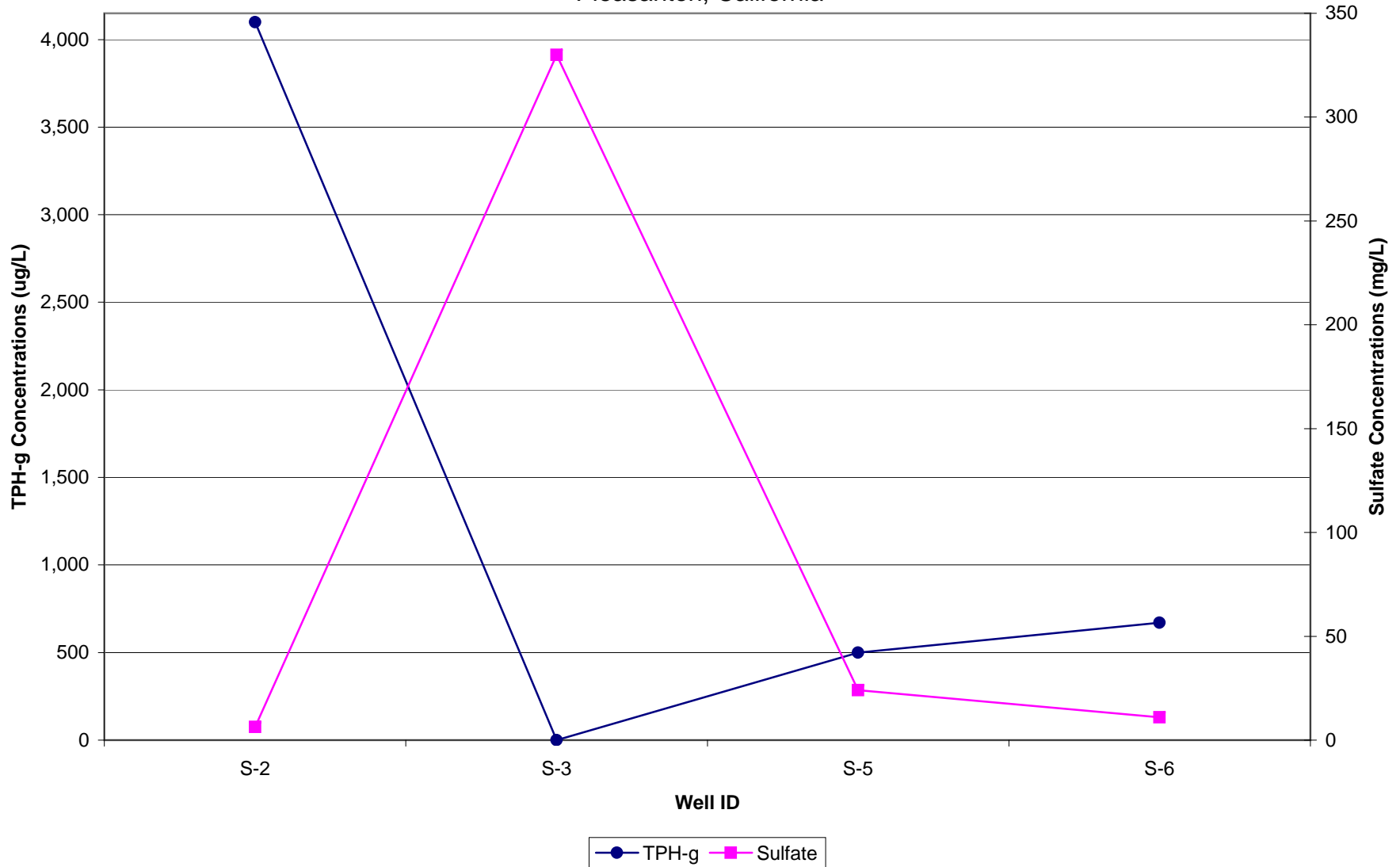


GRAPH 10
MTBE and TBA CONCENTRATIONS
WELL SR-3 (2002-2010)
Shell-branded Service Station
3790 Hopyard Road
Pleasanton, California

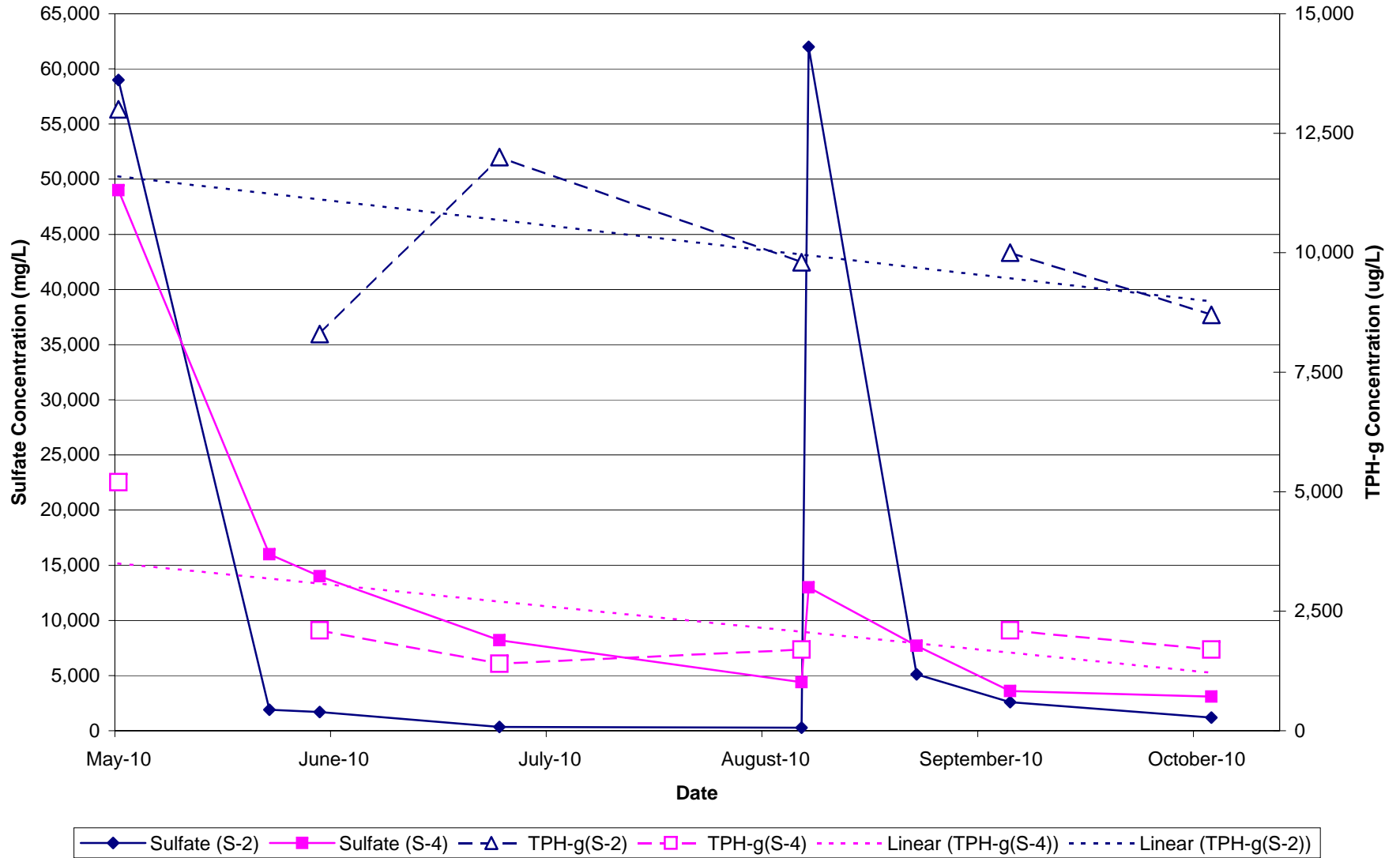


GRAPH 11
MgSO4 FEASIBILITY STUDY PRELIMINARY EVALUATION -
TPH-G VS. SULFATE CONCENTRATIONS

Shell-branded Service Station
3790 Hopyard Road
Pleasanton, California



GRAPH 12
MgSO4 FEASIBILITY PILOT STUDY -
TPH-G VS. SULFATE CONCENTRATIONS
 Shell-branded Service Station
 3790 Hopyard Road
 Pleasanton, California



APPENDIX A
AGENCY CORRESPONDENCE

Regina Bussard

From: Wickham, Jerry, Env. Health [jerry.wickham@acgov.org]
Sent: Thursday, September 09, 2010 1:58 PM
To: Regina Bussard
Cc: denis.l.brown@shell.com; Suzanne McClurkin-Nelson
Subject: RE: 3790 Hopyard Road
Follow Up Flag: Follow up
Flag Status: Red

Regina,

The proposed sampling schedule discussed below for case RO0363 is acceptable.

Regards,

Jerry Wickham

Alameda County Environmental Health

1131 Harbor Bay Parkway

Alameda, CA 94502-6577

phone: 510-567-6791

jerry.wickham@acgov.org

From: Regina Bussard [mailto:RBussard@deltaenv.com]
Sent: Thursday, September 09, 2010 1:04 PM
To: Wickham, Jerry, Env. Health
Cc: denis.l.brown@shell.com; Suzanne McClurkin-Nelson
Subject: 3790 Hopyard Road

Jerry,

Per our telephone conversation, the deadline for the third quarter 2010 *Quarterly Monitoring and Pilot Study Report* for the referenced site has been changed from September 16, 2010 as directed in the ACEH letter dated August 16, 2010, to November 15, 2010. It was also clarified that monitoring and sampling of all site wells could continue on the semiannual schedule previously directed unless quarterly monitoring was necessary to evaluate the effectiveness of the pilot study. A sampling schedule for the pilot study was proposed in the *Site Investigation and Magnesium Sulfate Feasibility Study Work Plan* and modified in the ACEH letter dated February 19, 2010. While the schedule does not include monitoring and sampling all site wells during pilot study events, it does include monitoring and sampling the most impacted wells and the wells most likely to show the effect of the magnesium sulfate applications. Additionally, the analyses performed on the groundwater samples collected during the pilot study include the same analyses performed on the groundwater samples collected during the semiannual monitoring and sampling events. Since groundwater samples pertinent to evaluating effectiveness are collected during pilot study events, Delta will continue to monitor and sample all site wells on the semiannual schedule.

Please contact me if you have any questions or need additional information.

Regina Bussard, PG | Project Manager | North American Operations
Delta Consultants, an Oranjewoud N.V. Company
Direct +1 408 826 1876 | Fax +1 408 225 8506 | USA Toll Free 800 477 7411
rbussard@deltaenv.com | www.deltaenv.com

SUSTAINABLE STRATEGIES FOR GLOBAL LEADERS

Member of Inogen® | www.inogenet.com

Confidentiality Notice: If you are not the intended recipient of this email, please delete it. Thank you.

9/10/2010

APPENDIX B
BLAINE TECH SERVICES, INC.
FIELD DATA SHEETS

SHELL WELLHEAD INSPECTION FORM

(FOR SAMPLE TECHNICIAN)

Site Address 3790 HOPKARD RD. PLEASANTON CA Date 7-6-10

Job Number 100706-FS1 Technician FS Page 1 of 2

Well ID	Well Inspected - No Corrective Action Required	Well Box Meets Compliance Requirements *See Below	Water Bailed From Wellbox	Cap Replaced	Lock Replaced	Well Not Inspected (explain in notes)	New Deficiency Identified	Previously Identified Deficiency Persists	Notes
S-2	✓	NO TAG							
S-3	✓	↓							
S-4	✓								
S-5	✓								
S-5B	✓								
S-5C	✓		NO TAG.						
S-6	✓								
S-7	✓								
S-8	✓								
S-9	✓								
S-9B	✓								
S-9C	✓		↓						
S-10	✓		NO TAG						
S-11			↓					✓	
S-12	✓		NO TAG						
S-14			↓						
S-15	✓	NO TAG							

*Well box must meet all three criteria to be compliant: 1) WELL IS SECURABLE BY DESIGN (12" or less) 2) WELL IS MARKED WITH THE WORDS "MONITORING WELL" (12" or less) 3) WELL TAG IS PRESENT, SECURE, AND CORRECT

Notes: _____

SHELL WELLHEAD INSPECTION FORM

(FOR SAMPLE TECHNICIAN)

Site Address 3790 HOPYARD RD. PLEASANTON, CA Date 7-6-10

Job Number 100706-FS1 Technician FS Page 2 of 2

Well ID	Well Inspected - No Corrective Action Required	Well Box Meets Compliance Requirements *See Below	Water Bailed From Wellbox	Cap Replaced	Lock Replaced	Well Not Inspected (explain in notes)	New Deficiency Identified	Previously Identified Deficiency Persists	Notes
SR-1		NO TAG							
SR-2	✓	NO TAG							
SR-3		↓		✓	✓				
C-1									CASE K

*Well box must meet all three criteria to be compliant: 1) WELL IS SECURABLE BY DESIGN (12" or less) 2) WELL IS MARKED WITH THE WORDS "MONITORING WELL" (12" or less) 3) WELL TAG IS PRESENT, SECURE, AND CORRECT

Notes: _____

WELL GAUGING DATA

Project # 100706-FS1 Date 7-6-10 Client SHELL

Site ~~100706-FS1~~ 3790 HOP YARD RD. PLEASANTON, CA

Well ID	Time	Well Size (in.)	Sheen / Odor	Depth to Immiscible Liquid (ft.)	Thickness of Immiscible Liquid (ft.)	Volume of Immiscibles Removed (ml)	Depth to water (ft.)	Depth to well bottom (ft.)	Survey Point: TOB or TOC	Notes
S-2	9:42	3					14.43	34.43	TOC	
S-3	9:47	3					12.80	34.98	↓	
S-4	9:55	3					14.35	34.50		
S-5	10:25	3					16.20	35.50		
S-5B	10:35	4					35.18	60.91		
S-5C	10:20	4					35.14	76.13		
S-6	11:35	3					14.41	34.01		
S-7	11:40	3					17.11	34.21		
S-8	11:00	3					14.75	34.19		
S-9	10:45	3					17.81	34.28		
S-9B	10:50	4					34.49	58.85		
S-9C	10:55	4					34.34	78.11		
S-10	9:30	3					14.40	34.15		
S-11	9:20	2					17.17	24.93		
S-12	9:10	2					17.65	24.43		
S-14	11:20	4					18.62	24.33		
S-15	9:03	4					23.90	24.33		

WELL GAUGING DATA

Project # 100706-FS1 Date 7-6-10 Client SHELL

Site 3790 HOPTARD RD. PLEASANTON, CA

Well ID	Time	Well Size (in.)	Sheen / Odor	Depth to Immiscible Liquid (ft.)	Thickness of Immiscible Liquid (ft.)	Volume of Immiscibles Removed (ml)	Depth to water (ft.)	Depth to well bottom (ft.)	Survey Point: TOB or TOC	Notes
SR-1	1030	4					15.28	33.15	TOC	
SR-2	1005	4					13.19	33.22	↓	
SR-3	938	4					13.14	32.31		
C-1	1110	—					30.92	31.28	MARKING ON BRIDGES	

SHELL WELL MONITORING DATA SHEET

BTS #: 100706-FS1	Site: 3790 HOPKINSON RD. PLEASANTON, CA
Sampler: FS / J6	Date: 7-6-10
Well I.D.: S-2	Well Diameter: 2 (3) 4 6 8
Total Well Depth (TD): 34.43	Depth to Water (DTW): 14.43
Depth to Free Product:	Thickness of Free Product (feet):
Referenced to: PVC Grade	D.O. Meter (if req'd): YSI HACH
DTW with 80% Recharge [(Height of Water Column x 0.20) + DTW]: 17.43	

Purge Method: Bailer Waterra Sampling Method: Bailer
 Disposable Bailer Peristaltic Disposable Bailer
 Positive Air Displacement Extraction Pump Extraction Port
 Electric Submersible Other _____ Dedicated Tubing
 Other: _____

$7.4 \text{ (Gals.)} \times 3 = 22.2 \text{ Gals.}$ 1 Case Volume Specified Volumes Calculated Volume	<table border="1" style="width: 100%; border-collapse: collapse; font-size: small;"> <thead> <tr> <th>Well Diameter</th> <th>Multiplier</th> <th>Well Diameter</th> <th>Multiplier</th> </tr> </thead> <tbody> <tr> <td>1"</td> <td>0.04</td> <td>4"</td> <td>0.65</td> </tr> <tr> <td>2"</td> <td>0.16</td> <td>6"</td> <td>1.47</td> </tr> <tr> <td>3"</td> <td>0.37</td> <td>Other</td> <td>radius² * 0.163</td> </tr> </tbody> </table>	Well Diameter	Multiplier	Well Diameter	Multiplier	1"	0.04	4"	0.65	2"	0.16	6"	1.47	3"	0.37	Other	radius ² * 0.163
Well Diameter	Multiplier	Well Diameter	Multiplier														
1"	0.04	4"	0.65														
2"	0.16	6"	1.47														
3"	0.37	Other	radius ² * 0.163														

Time	Temp (°F)	pH	Cond. (mS or µS)	Turbidity (NTUs)	Gals. Removed	Observations
14:01	70.4	7.0	3980	168	7.4	
WELL DEWATERED @ 11 GALLONS						
14:45	71.0	7.0	4976	36		

Did well dewater? Yes No Gallons actually evacuated: 11

Sampling Date: 7-6-10 Sampling Time: 14:45 Depth to Water: 18.40

Sample I.D.: S-2 Laboratory: CalScience Columbia Other _____

Analyzed for: TPH-C BTEX MTBE TPH-D Oxygenates (5) Other TBA, ETHANOL

EB I.D. (if applicable): @ Time Duplicate I.D. (if applicable):

Analyzed for: TPH-G BTEX MTBE TPH-D Oxygenates (5) Other:

D.O. (if req'd): Pre-purge: _____ mg/L Post-purge: _____ mg/L

O.R.P. (if req'd): Pre-purge: _____ mV Post-purge: _____ mV

SHELL OIL WELL MONITORING DATA SHEET

BTS #: 100706-F51	Site: 3790 HOPKARD RD. PLEASANTON, CA
Sampler: FS / J6	Date: 7-6-10
Well I.D.: S-4	Well Diameter: 2 (3) 4 6 8
Total Well Depth (TD): 34.50	Depth to Water (DTW): 14.35
Depth to Free Product:	Thickness of Free Product (feet):
Referenced to: PVC Grade	D.O. Meter (if req'd): YSI HACH
DTW with 80% Recharge [(Height of Water Column x 0.20) + DTW]: 18.38	

Purge Method: Bailer Waterra Sampling Method: Bailer
 Disposable Bailer Peristaltic Disposable Bailer
 Positive Air Displacement Extraction Pump Extraction Port
Electric Submersible Other _____ Dedicated Tubing

Other: _____

7.5 (Gals.) X 3 = 22.5 Gals.
 1 Case Volume Specified Volumes Calculated Volume

Well Diameter	Multiplier	Well Diameter	Multiplier
1"	0.04	4"	0.65
2"	0.16	6"	1.47
3"	0.37	Other	radius ² * 0.163

Time	Temp (°F)	pH	Cond. (mS or µS)	Turbidity (NTUs)	Gals. Removed	Observations
1348	65.9	6.8	9575	134	7.5	
— WELL		DEWATERED		@ 11	GALLONS	
1445	20.6	6.60	10.03ms	22	—	

Did well dewater? Yes No Gallons actually evacuated: 11

Sampling Date: 7-6-10 Sampling Time: 1445 Depth to Water: 18.00

Sample I.D.: S-4 Laboratory: CalScience Columbia Other _____

Analyzed for: TPH-D BTEX MTBE TPH-D Oxygenates (5) Other TBA, ETHANOL

EB I.D. (if applicable): @ Time Duplicate I.D. (if applicable):

Analyzed for: TPH-G BTEX MTBE TPH-D Oxygenates (5) Other:

D.O. (if req'd): Pre-purge: _____ mg/L Post-purge: _____ mg/L

O.R.P. (if req'd): Pre-purge: _____ mV Post-purge: _____ mV

SHELL WELL MONITORING DATA SHEET

BTS #: 100706-FS1	Site: 3790 HOPKINSON RD. PLEASANTON, CA
Sampler: FS / 50	Date: 7-6-10
Well I.D.: 5-5	Well Diameter: 2 3 4 6 8 _____
Total Well Depth (TD): 35.50	Depth to Water (DTW): 16.20
Depth to Free Product:	Thickness of Free Product (feet):
Referenced to: PVC Grade	D.O. Meter (if req'd): YSI HACH
DTW with 80% Recharge [(Height of Water Column x 0.20) + DTW]: 20.06	

Purge Method: Bailer Waterra Sampling Method: Bailer
 Disposable Bailer Peristaltic Disposable Bailer
~~Positive Air Displacement~~ Extraction Pump Extraction Port
 Electric Submersible Other _____ Dedicated Tubing

Other: _____

$\frac{7.1 \text{ (Gals.)} \times 3}{\text{Specified Volumes}} = \frac{21.3 \text{ Gals.}}{\text{Calculated Volume}}$	<table border="1" style="width: 100%; border-collapse: collapse;"> <thead> <tr> <th>Well Diameter</th> <th>Multiplier</th> <th>Well Diameter</th> <th>Multiplier</th> </tr> </thead> <tbody> <tr> <td>1"</td> <td>0.04</td> <td>4"</td> <td>0.65</td> </tr> <tr> <td>2"</td> <td>0.16</td> <td>6"</td> <td>1.47</td> </tr> <tr> <td>3"</td> <td>0.37</td> <td>Other</td> <td>radius² * 0.163</td> </tr> </tbody> </table>	Well Diameter	Multiplier	Well Diameter	Multiplier	1"	0.04	4"	0.65	2"	0.16	6"	1.47	3"	0.37	Other	radius ² * 0.163
Well Diameter	Multiplier	Well Diameter	Multiplier														
1"	0.04	4"	0.65														
2"	0.16	6"	1.47														
3"	0.37	Other	radius ² * 0.163														

Time	Temp (°F)	pH	Cond. (mS or μ S)	Turbidity (NTUs)	Gals. Removed	Observations
1414	70.9	7.69	1274	60	7.1	odor
1416	70.7	6.81	1295	53	14.2	odor
1418	70.9	6.71	1309	48	21.3	odor

Did well dewater? Yes No Gallons actually evacuated: 21.3

Sampling Date: 7-6-10 Sampling Time: 1435 Depth to Water: 20.00

Sample I.D.: 5-5 Laboratory: CalScience Columbia Other _____

Analyzed for: TPH-C BTEX MTBE TPH-D Oxygenates (5) Other TBA, ETHANOL

EB I.D. (if applicable): @ Time Duplicate I.D. (if applicable):

Analyzed for: TPH-G BTEX MTBE TPH-D Oxygenates (5) Other:

D.O. (if req'd):	Pre-purge:	mg/L	Post-purge:	mg/L
------------------	------------	------	-------------	------

O.R.P. (if req'd):	Pre-purge:	mV	Post-purge:	mV
--------------------	------------	----	-------------	----

SHELL OIL WELL MONITORING DATA SHEET

BTS #: 100706-FS1	Site: 3790 HOPYARD RD. PLEASANTON, CA
Sampler: FS / 50	Date: 7-6-10
Well I.D.: S-5B	Well Diameter: 2 3 4 6 8
Total Well Depth (TD): 60.91	Depth to Water (DTW): 35.18
Depth to Free Product:	Thickness of Free Product (feet):
Referenced to: PVC Grade	D.O. Meter (if req'd): YSI HACH
DTW with 80% Recharge [(Height of Water Column x 0.20) + DTW]: 40.33	

Purge Method: Bailer Waterra Sampling Method: Bailer
 Disposable Bailer Peristaltic Disposable Bailer
 Positive Air Displacement Extraction Pump Extraction Port
 Electric Submersible Other _____ Dedicated Tubing

Other: _____

16.7 (Gals.) X 3 = 50.1 Gals.
 1 Case Volume Specified Volumes Calculated Volume

Well Diameter	Multiplier	Well Diameter	Multiplier
1"	0.04	4"	0.65
2"	0.16	6"	1.47
3"	0.37	Other	radius ² * 0.163

Time	Temp (°F)	pH	Cond. (mS or μS)	Turbidity (NTUs)	Gals. Removed	Observations
1315	69.2	8.02	4202	28	16.7	
		dewatered @		17 gallons		
1325	69.8	7.51	3761	30	—	

Did well dewater? Yes No Gallons actually evacuated: 17

Sampling Date: 7-6-10 Sampling Time: 1325 Depth to Water: 35.82

Sample I.D.: S-5B Laboratory: CalScience Columbia Other _____

Analyzed for: TPH-C BTEX MTBE TPH-D Oxygenates (5) Other TBA, ETHANOL

EB I.D. (if applicable): @ Time Duplicate I.D. (if applicable):

Analyzed for: TPH-G BTEX MTBE TPH-D Oxygenates (5) Other:

D.O. (if req'd): Pre-purge: _____ mg/L Post-purge: _____ mg/L

O.R.P. (if req'd): Pre-purge: _____ mV Post-purge: _____ mV

SHELL OIL WELL MONITORING DATA SHEET

BTS #: 100706-FS1	Site: 3790 HOPKARD RD. PLEASANTON, CA
Sampler: FS / J6	Date: 7-6-10
Well I.D.: S-5C	Well Diameter: 2 3 4 6 8
Total Well Depth (TD): 76.13	Depth to Water (DTW): 35.14
Depth to Free Product:	Thickness of Free Product (feet):
Referenced to: PVC Grade	D.O. Meter (if req'd): YSI HACH
DTW with 80% Recharge [(Height of Water Column x 0.20) + DTW]: 43.37	

Purge Method: Bailer Waterra Sampling Method: Bailer
 Disposable Bailer Peristaltic Disposable Bailer
 Positive Air Displacement Extraction Pump Extraction Port
 Electric Submersible Other _____ Dedicated Tubing

26.7 (Gals.) X 3 = 80.1 Gals.
 1 Case Volume Specified Volumes Calculated Volume

Well Diameter	Multiplier	Well Diameter	Multiplier
1"	0.04	4"	0.65
2"	0.16	6"	1.47
3"	0.37	Other	radius ² * 0.163

Time	Temp (°F)	pH	Cond. (mS or µS)	Turbidity (NTUs)	Gals. Removed	Observations
1300	69.0	8.1	4798	23	26.7	
1306	68.0	7.7	4892	10	53.4	
1312	68.5	7.6	4855	5	80.1	

Did well dewater? Yes No Gallons actually evacuated: 80.1

Sampling Date: 7-6-10 Sampling Time: 1315 Depth to Water: 36.38

Sample I.D.: S-5C Laboratory: CalScience Columbia Other _____

Analyzed for: TPH-C BTEX MTBE TPH-D Oxygenates (5) Other TBA, ETHANOL

EB I.D. (if applicable): @ Time Duplicate I.D. (if applicable):

Analyzed for: TPH-G BTEX MTBE TPH-D Oxygenates (5) Other:

D.O. (if req'd): Pre-purge: _____ mg/L Post-purge: _____ mg/L

O.R.P. (if req'd): Pre-purge: _____ mV Post-purge: _____ mV

SHELL WELL MONITORING DATA SHEET

BTS #: 100706-FS1	Site: 3790 HOPKINSON RD. PLEASANTON, CA
Sampler: FS / J0	Date: 7-6-10
Well I.D.: S-6	Well Diameter: 2 (3) 4 6 8
Total Well Depth (TD): 34.01	Depth to Water (DTW): 14.41
Depth to Free Product:	Thickness of Free Product (feet):
Referenced to: PVC Grade	D.O. Meter (if req'd): YSI HACH
DTW with 80% Recharge [(Height of Water Column x 0.20) + DTW]: 18.33	

Purge Method: Bailer Waterra Sampling Method: Bailer
 Disposable Bailer Peristaltic Disposable Bailer
 Positive Air Displacement Extraction Pump Extraction Port
 Electric Submersible Other _____ Dedicated Tubing

$7.3 \text{ (Gals.)} \times 3 = 21.9 \text{ Gals.}$ I Case Volume Specified Volumes Calculated Volume	<table border="1" style="width: 100%; border-collapse: collapse;"> <thead> <tr> <th>Well Diameter</th> <th>Multiplier</th> <th>Well Diameter</th> <th>Multiplier</th> </tr> </thead> <tbody> <tr> <td>1"</td> <td>0.04</td> <td>4"</td> <td>0.65</td> </tr> <tr> <td>2"</td> <td>0.16</td> <td>6"</td> <td>1.47</td> </tr> <tr> <td>3"</td> <td>0.37</td> <td>Other</td> <td>radius² * 0.163</td> </tr> </tbody> </table>	Well Diameter	Multiplier	Well Diameter	Multiplier	1"	0.04	4"	0.65	2"	0.16	6"	1.47	3"	0.37	Other	radius ² * 0.163
Well Diameter	Multiplier	Well Diameter	Multiplier														
1"	0.04	4"	0.65														
2"	0.16	6"	1.47														
3"	0.37	Other	radius ² * 0.163														

Time	Temp (°F)	pH	Cond. (mS or μ S)	Turbidity (NTUs)	Gals. Removed	Observations
1210	71.1	6.8	2261	62	7.3	
— WELL DEWATERED @ 13 GALLONS						
1230	73.7	6.9	2307	96	—	

Did well dewater? Yes No Gallons actually evacuated: 13
 Sampling Date: 7-6-10 Sampling Time: 1230 Depth to Water: 20.49 (T.M.F.I.C.)

Sample I.D.: S-6 Laboratory: CalScience Columbia Other _____

Analyzed for: TPH-C BTEX MTBE TPH-D Oxygenates (5) Other: TBA, ETHANOL

EB I.D. (if applicable): @ _____ Time Duplicate I.D. (if applicable):

Analyzed for: TPH-G BTEX MTBE TPH-D Oxygenates (5) Other:

D.O. (if req'd): Pre-purge: _____ mg/L Post-purge: _____ mg/L

O.R.P. (if req'd): Pre-purge: _____ mV Post-purge: _____ mV

SHELL WELL MONITORING DATA SHEET

BTS #: 100706-F51	Site: 3790 HOPYARD RD. PLEASANTON, CA
Sampler: FS / J0	Date: 7-6-10
Well I.D.: 5-7	Well Diameter: 2 <input checked="" type="radio"/> 4 6 8
Total Well Depth (TD): 34.21	Depth to Water (DTW): 17.11
Depth to Free Product:	Thickness of Free Product (feet):
Referenced to: <input checked="" type="radio"/> PVC Grade	D.O. Meter (if req'd): YSI HACH
DTW with 80% Recharge [(Height of Water Column x 0.20) + DTW]: 20.53	

Purge Method: Bailer Disposable Bailer Positive Air Displacement <input checked="" type="radio"/> Electric Submersible	Waterra Peristaltic Extraction Pump Other _____	Sampling Method: <input checked="" type="radio"/> Bailer Disposable Bailer Extraction Port Dedicated Tubing Other: _____
---	--	--

6.4 (Gals.) X 3 = 19.2 Gals. 1 Case Volume Specified Volumes Calculated Volume	<table style="width: 100%; border-collapse: collapse;"> <thead> <tr> <th>Well Diameter</th> <th>Multiplier</th> <th>Well Diameter</th> <th>Multiplier</th> </tr> </thead> <tbody> <tr> <td>1"</td> <td>0.04</td> <td>4"</td> <td>0.65</td> </tr> <tr> <td>2"</td> <td>0.16</td> <td>6"</td> <td>1.47</td> </tr> <tr> <td>3"</td> <td>0.37</td> <td>Other</td> <td>radius² * 0.163</td> </tr> </tbody> </table>	Well Diameter	Multiplier	Well Diameter	Multiplier	1"	0.04	4"	0.65	2"	0.16	6"	1.47	3"	0.37	Other	radius ² * 0.163
Well Diameter	Multiplier	Well Diameter	Multiplier														
1"	0.04	4"	0.65														
2"	0.16	6"	1.47														
3"	0.37	Other	radius ² * 0.163														

Time	Temp (°F)	pH	Cond. (mS or <input checked="" type="radio"/> US)	Turbidity (NTUs)	Gals. Removed	Observations
11:51	71.3	6.8	1922	43	6.4	
11:55	70.8	6.8	2449	187	12.8	
— WELL		DOWN AT 22:00		@	13 GALLONS	
12:20	72.6	6.8	2545	79	—	

Did well dewater? Yes No Gallons actually evacuated: 13

Sampling Date: 7-6-10 Sampling Time: 12:20 Depth to Water: 20.70 (Traffic)

Sample I.D.: 5-7 Laboratory: CalScience Columbia Other _____

Analyzed for: TPH-C BTEX MTBE TPH-D Oxygenates (5) Other TBA, ETHANOL

EB I.D. (if applicable): @ Time Duplicate I.D. (if applicable):

Analyzed for: TPH-G BTEX MTBE TPH-D Oxygenates (5) Other:

D.O. (if req'd):	Pre-purge:	mg/L	Post-purge:	mg/L
O.R.P. (if req'd):	Pre-purge:	mV	Post-purge:	mV

SHELL WELL MONITORING DATA SHEET

BTS #: 100706-F51	Site: 3790 HOPKARD RD. PLEASANTON, CA
Sampler: FS / <u>59</u>	Date: 7-6-10
Well I.D.: S-9	Well Diameter: 2 <u>3</u> 4 6 8
Total Well Depth (TD): 34.28	Depth to Water (DTW): 17.81
Depth to Free Product:	Thickness of Free Product (feet):
Referenced to: <u>PVC</u> Grade	D.O. Meter (if req'd): YSI HACH
DTW with 80% Recharge [(Height of Water Column x 0.20) + DTW]: <u>21.0</u>	

Purge Method: Bailer	Waterra	Sampling Method: <u>Bailer</u>
Disposable Bailer	Peristaltic	Disposable Bailer
Positive Air Displacement	Extraction Pump	Extraction Port
<u>Electric Submersible</u>	Other _____	Dedicated Tubing
Other: _____		

$\underline{6.8} \text{ (Gals.)} \times \underline{3} = \underline{18} \text{ Gals.}$ I Case Volume Specified Volumes Calculated Volume	<table border="1" style="width: 100%; border-collapse: collapse;"> <thead> <tr> <th>Well Diameter</th> <th>Multiplier</th> <th>Well Diameter</th> <th>Multiplier</th> </tr> </thead> <tbody> <tr> <td>1"</td> <td>0.04</td> <td>4"</td> <td>0.65</td> </tr> <tr> <td>2"</td> <td>0.16</td> <td>6"</td> <td>1.47</td> </tr> <tr> <td>3"</td> <td>0.37</td> <td>Other</td> <td>radius² * 0.163</td> </tr> </tbody> </table>	Well Diameter	Multiplier	Well Diameter	Multiplier	1"	0.04	4"	0.65	2"	0.16	6"	1.47	3"	0.37	Other	radius ² * 0.163
Well Diameter	Multiplier	Well Diameter	Multiplier														
1"	0.04	4"	0.65														
2"	0.16	6"	1.47														
3"	0.37	Other	radius ² * 0.163														

Time	Temp (°F)	pH	Cond. (mS or μ S)	Turbidity (NTUs)	Gals. Removed	Observations
1247	70.2	6.92	2798	71	60	
		Dewatered	@ 70	gallons		
1255	70.1	6.88	2785	66	—	

Did well dewater? Yes No Gallons actually evacuated: 70

Sampling Date: 7-6-10 Sampling Time: 1255 Depth to Water: 21.07

Sample I.D.: S-9 Laboratory: CalScience Columbia Other _____

Analyzed for: TPH-C BTEX MTBE TPH-D Oxygenates (5) Other TBA, ETHANOL

EB I.D. (if applicable): _____ @ _____ Time Duplicate I.D. (if applicable): _____

Analyzed for: TPH-G BTEX MTBE TPH-D Oxygenates (5) Other: _____

D.O. (if req'd): Pre-purge: _____ mg/L	Post-purge: _____ mg/L
--	------------------------

O.R.P. (if req'd): Pre-purge: _____ mV	Post-purge: _____ mV
--	----------------------

SHELL WELL MONITORING DATA SHEET

BTS #: 100706-F51	Site: 3790 HOPKARD RD. PLEASANTON, CA
Sampler: FS / 50	Date: 7-6-10
Well I.D.: SR-1	Well Diameter: 2 3 4 6 8
Total Well Depth (TD): 33.15	Depth to Water (DTW): 15.28
Depth to Free Product:	Thickness of Free Product (feet):
Referenced to: PVC Grade	D.O. Meter (if req'd): YSI HACH
DTW with 80% Recharge [(Height of Water Column x 0.20) + DTW]: 18.85	

Purge Method: Bailer Waterra Sampling Method: Bailer
 Disposable Bailer Peristaltic Disposable Bailer
 Positive Air Displacement Extraction Pump Extraction Port
Electric Submersible Other _____ Dedicated Tubing
 Other: _____

11.6 (Gals.) X 3 = 34.8 Gals. 1 Case Volume Specified Volumes Calculated Volume	<table border="1" style="width: 100%; border-collapse: collapse;"> <thead> <tr> <th>Well Diameter</th> <th>Multiplier</th> <th>Well Diameter</th> <th>Multiplier</th> </tr> </thead> <tbody> <tr> <td>1"</td> <td>0.04</td> <td>4"</td> <td>0.65</td> </tr> <tr> <td>2"</td> <td>0.16</td> <td>6"</td> <td>1.47</td> </tr> <tr> <td>3"</td> <td>0.37</td> <td>Other</td> <td>radius² * 0.163</td> </tr> </tbody> </table>	Well Diameter	Multiplier	Well Diameter	Multiplier	1"	0.04	4"	0.65	2"	0.16	6"	1.47	3"	0.37	Other	radius ² * 0.163
Well Diameter	Multiplier	Well Diameter	Multiplier														
1"	0.04	4"	0.65														
2"	0.16	6"	1.47														
3"	0.37	Other	radius ² * 0.163														

Time	Temp (°F)	pH	Cond. (mS or μS)	Turbidity (NTUs)	Gals. Removed	Observations
1347	71.8	6.92	3251	29	11.6	
1349	72.0	6.64	3185	25	23.2	
1351	71.1	6.61	3195	28	34.8	

Did well dewater? Yes No Gallons actually evacuated: 34.8

Sampling Date: 7-6-10 Sampling Time: 1355 Depth to Water: 16.29

Sample I.D.: SR-1 Laboratory: CalScience Columbia Other _____

Analyzed for: TPH-C BTEX MTBE TPH-D Oxygenates (5) Other TBA, ETHANOL

EB I.D. (if applicable): @ _____ Time Duplicate I.D. (if applicable): _____

Analyzed for: TPH-G BTEX MTBE TPH-D Oxygenates (5) Other: _____

D.O. (if req'd):	Pre-purge:	mg/L	Post-purge:	mg/L
O.R.P. (if req'd):	Pre-purge:	mV	Post-purge:	mV

SHELL WELL MONITORING DATA SHEET

BTS #: 100706-FS1	Site: 3790 HOPKARD RD. PLEASANTON, CA
Sampler: FS / JO	Date: 7-6-10
Well I.D.: SR-3	Well Diameter: 2 3 ④ 6 8
Total Well Depth (TD): 32.31	Depth to Water (DTW): 13.14
Depth to Free Product:	Thickness of Free Product (feet):
Referenced to: PVC Grade	D.O. Meter (if req'd): YSI HACH
DTW with 80% Recharge [(Height of Water Column x 0.20) + DTW]: 16.97	

Purge Method: Bailer Disposable Bailer Positive Air Displacement Electric Submersible	Waterra Peristaltic Extraction Pump Other _____	Sampling Method: Bailer Disposable Bailer Extraction Port Dedicated Tubing Other: _____
--	--	---

12.5 (Gals.) X 3 = 37.5 Gals.
 1 Case Volume Specified Volumes Calculated Volume

Well Diameter	Multiplier	Well Diameter	Multiplier
1"	0.04	4"	0.65
2"	0.16	6"	1.47
3"	0.37	Other	radius ² * 0.163

Time	Temp (°F)	pH	Cond. (mS or μS)	Turbidity (NTUs)	Gals. Removed	Observations
1333	71.4	7.2	2316	13	12.5	ODOR
1336	70.2	7.1	1733	53	25	"
1340	70.3	7.1	1875	190	37.5	"

Did well dewater? Yes No Gallons actually evacuated: 37.5

Sampling Date: 7-6-10 Sampling Time: 1425 Depth to Water: 14.10

Sample I.D.: SR-3 Laboratory: CalScience Columbia Other _____

Analyzed for: TPH-C BTEX MTBE TPH-D Oxygenates (5) Other TBA, ETHANOL

EB I.D. (if applicable): @ Time Duplicate I.D. (if applicable):

Analyzed for: TPH-G BTEX MTBE TPH-D Oxygenates (5) Other:

D.O. (if req'd): Pre-purge: _____ mg/L Post-purge: _____ mg/L

O.R.P. (if req'd): Pre-purge: _____ mV Post-purge: _____ mV

SHELL WELLHEAD REPAIR FORM

(FOR REPAIR TECHNICIAN)

Site Address 3790 Hopyard Rd. Pleasanton Date 6/28/10
 Job Number 1006286-BW1 Technician BW Page 1 of 1

Inspection Point (Well ID or description of location)	Well Inspected, Cleaned, Labeled - No Further Corrective Action Required	Replaced Cap	Replaced Lock	Replaced Lid Seal	Check Indicates deficiency										All Repairs Completed	Remaining Deficiencies Logged onto BLAINE Repair Order	Remaining Deficiencies Logged onto Notice of Deficient Condition - BLAINE Unable to Repair	
					Casing	Annular Seal	Tabs / Bolts	Box Structure	Apron	Trip Hazard	Below Grade	Not Securable by Design (12" diameter or less)	Lid not marked with words "MONITORING WELL"	Other Deficiency				Not Securable by Design (greater than 12" diameter)
S-6							X	X	X		X					X		
	Notes: <u>Replaced Wellbox w/ 8" Morrison</u>																	
	Well box type / size: <u>8" Morrison</u>									Materials used: <u>1 Box Kit, 6 bags</u>								
	Notes:																	
	Well box type / size:									Materials used:								
	Notes:																	
	Notes:																	
	Well box type / size:									Materials used:								
	Notes:																	
	Notes:																	
	Well box type / size:									Materials used:								
	Notes:																	
	Notes:																	
	Well box type / size:									Materials used:								
	Notes:																	

APPENDIX C
BLAINE TECH SERVICES, INC.
FIELD PROCEDURES

BLAINE

TECH SERVICES INC.

GROUNDWATER SAMPLING SPECIALISTS
SINCE 1985

July 26, 2010

Denis Brown
Shell Oil Products US
20945 South Wilmington Avenue
Carson, CA 90810

Third Quarter 2010 Groundwater Monitoring at
Shell-branded Service Station
3790 Hopyard Road
Pleasanton, CA

Monitoring performed on July 6, 2010

Groundwater Monitoring Report **100706-FS-1**

This report covers the routine monitoring of groundwater wells at this Shell-branded facility. In accordance with standard procedures that conform to Regional Water Quality Control Board requirements, routine field data collection includes depth to water, total well depth, thickness of any separate immiscible layer, water column volume, calculated purge volume (if applicable), elapsed evacuation time (if applicable), total volume of water removed (if applicable), and standard water parameter instrument readings. Sample material is collected, contained, stored, and transported to the laboratory in conformance with EPA standards. Purgewater (if applicable) is, likewise, collected and transported to the Martinez Refining Company.

Basic field information is presented alongside analytical values excerpted from the laboratory report in the cumulative table of **WELL CONCENTRATIONS**. The full analytical report for the most recent samples and the field data sheets are attached to this report.

At a minimum, Blaine Tech Services, Inc. field personnel are certified on completion of a forty-hour Hazardous Materials and Emergency Response training course per 29 CFR 1910.120. Field personnel are also enrolled in annual eight-hour refresher courses.

Blaine Tech Services, Inc. conducts sampling and documentation assignments of this type as an independent third party. Our activities at this site consisted of objective data and sample collection only. No interpretation of analytical results, defining of hydrological conditions or formulation of recommendations was performed.

Please call if you have any questions.

Yours truly,

A handwritten signature in black ink, appearing to read "Mike Ninokata", with a long horizontal flourish extending to the right.

Mike Ninokata
Project Manager

MN/np

attachments: Cumulative Table of WELL CONCENTRATIONS
Certified Analytical Report
Field Data Sheets

cc: Regina Bussard
Delta Environmental
911 S. Primrose Ave., Suite K
Monrovia, CA 91016

BLAINE TECH SERVICES, INC. METHODS AND PROCEDURES FOR THE ROUTINE MONITORING OF GROUNDWATER WELLS AT SHELL SITES

Blaine Tech Services, Inc. performs environmental sampling and documentation as an independent third party. We specialize in groundwater monitoring assignments and intentionally limit the scope of our services to those centered on the generation of objective information.

To avoid conflicts of interest, Blaine Tech Services, Inc. personnel do not evaluate or interpret the information we collect. As a state licensed contractor (C-57 well drilling –water – 746684) performing strictly technical services, we do not make any professional recommendations and perform no consulting of any kind.

SAMPLING PROCEDURES OVERVIEW

SAFETY

All groundwater monitoring assignments performed for Shell comply with Shell's safety guidelines, 29 CFR 1910.120 and SB-198 Injury and Illness Prevention Program (IIPP). All Field Technicians receive the full 40-hour 29CFR 1910.120 OSHA SARA HAZWOPER course, medical clearance and on-the-job training prior to commencing any work on any Shell site.

INSPECTION AND GAUGING

Wells are inspected prior to evacuation and sampling. The condition of the wellhead is checked and noted according to a wellhead inspection checklist.

Standard measurements include the depth to water (DTW) and the total well depth (TD) obtained with industry standard electronic water level indicators that are graduated in increments of hundredths of a foot.

The water in each well is inspected for the presence of immiscibles. When free product is suspected, its presence is confirmed using an electronic interface probe (e.g. MMC). No samples are collected from a well containing over two-hundredths of a foot (0.02') of product.

EVACUATION

Depth to water measurements are collected by our personnel prior to purging and minimum purge volumes are calculated anew for each well based on the height of the water column and the diameter of the well. Expected purge volumes are never less than three case volumes and are set at no less than four case volumes in some jurisdictions.

Well purging devices are selected on the basis of the well diameter and the total volume to be evacuated. In most cases the well will be purged using an electric submersible pump (i.e. Grundfos) suspended near (but not touching) the bottom of the well.

PARAMETER STABILIZATION

Well purging completion standards include minimum purge volumes, but additionally require stabilization of specific groundwater parameters prior to sample collection. Typical groundwater parameters used to measure stability are electrical conductivity, pH, and temperature. Instrument readings are obtained at regular intervals during the evacuation process (no less than once per case volume).

Stabilization standards for routine quarterly monitoring of fuel sites include the following: Temperature is considered to have stabilized when successive readings do not fluctuate more than +/- 1 degree Celsius. Electrical conductivity is considered stable when successive readings are within 10%. pH is considered to be stable when successive readings remain constant or vary no more than 0.2 of a pH unit.

DEWATERED WELLS

Normal evacuation removes no less than three case volumes of water from the well. However, less water may be removed in cases where the well dewateres and does not immediately recharge.

MEASURING RECHARGE

Upon completion of well purging, a depth to water measurement is collected and notated to ensure that the well has recharged to within 80% of its static, pre-purge level prior to sampling.

Wells that do not immediately show 80% recharge or dewatered wells will be allowed a minimum of 2 hours to recharge prior to sampling. The water level at time of sampling will be noted.

PURGEWATER CONTAINMENT

All non-hazardous purgewater evacuated from each groundwater monitoring well is captured and contained in on-board storage tanks on the Sampling Vehicle and/or special water hauling trailers. Effluent from the decontamination of reusable apparatus (sounders, electric pumps and hoses etc.), consisting of groundwater combined with deionized water and non-phosphate soap, is also captured and pumped into effluent tanks.

Non-hazardous purgewater is transported under standard Bill of Lading documentation to a Blaine Tech Services, Inc. facility before being transported to a Shell approved disposal facility.

SAMPLE COLLECTION DEVICES

All samples are collected using a stainless steel, Teflon or disposable bailers.

SAMPLE CONTAINERS

Sample material is decanted directly from the sampling bailer into sample containers provided by the laboratory that will analyze the samples. The transfer of sample material from the bailer to the sample container conforms to specifications contained in the USEPA T.E.G.D. The type of sample container, material of construction, method of closure and filling requirements are specific to the intended analysis. Chemicals needed to preserve the sample material are commonly placed inside the sample containers by the laboratory or glassware vendor prior to delivery of the bottle to our personnel. The laboratory sets the number of replicate containers.

TRIP BLANKS

Trip Blanks, if requested, are taken to the site and kept inside the sample cooler for the duration of the event. They are turned over to the laboratory for analysis with the samples from that site.

DUPLICATES

Duplicates, if requested, may be collected at a site. The Field Technician uses their discretion in choosing the well at which the Duplicate is collected, typically one suspected of containing measurable contaminants. The Duplicate sample is labeled "DUP" and the time of collection is omitted from the COC, thus rendering the sample blind.

SAMPLE STORAGE

All sample containers are promptly placed in food grade ice chests for storage in the field and transport (direct or via our facility) to the designated analytical laboratory. These ice chests contain quantities of restaurant grade ice as a refrigerant material. The samples are maintained in either an ice chest or a refrigerator until relinquished into the custody of the laboratory or laboratory courier.

DOCUMENTATION CONVENTIONS

A label must be affixed to all sample containers. In most cases these labels are generated by our office personnel and are partially preprinted. Labels can also be hand written by our field personnel. The site is identified with the store number and site address, as is the particular groundwater well from which the sample is drawn (e.g. MW-1, MW-2, S-1 etc.). The time and date of sample collection along with the initials of the person who collects the sample are handwritten onto the label.

Chain of Custody records are created using client specific preprinted forms following USEPA specifications.

Bill of Lading records are contemporaneous records created in the field at the site where the non-hazardous purgewater is generated. Field Technicians use preprinted Bill of Lading forms.

DECONTAMINATION

All equipment is brought to the site in clean and serviceable condition and is cleaned after use in each well and before subsequent use in any other well. Equipment is decontaminated before leaving the site.

The primary decontamination device is a commercial steam cleaner. The steam cleaner is de-tuned to function as a hot pressure washer that is then operated with high quality deionized water that is produced at our facility and stored onboard our sampling vehicle. Cleaning is facilitated by the use of proprietary fixtures and devices included in the patented workstation (U.S. Patent 5,535,775) that is incorporated in each sampling vehicle. The steam cleaner is used to decon reels, pumps and bailers.

Any sensitive equipment or parts (i.e. Dissolved Oxygen sensor membrane, water level indicator, etc.) that cannot be washed using the high pressure water, will be sprayed with a non-phosphate soap and deionized water solution and rinsed with deionized water.

DISSOLVED OXYGEN READINGS

Dissolved Oxygen readings are taken pre- and/or post-purge using YSI meters (e.g. YSI Model 54, 58 or 95) or HACH field test kits.

The YSI meters are equipped with a stirring device that enables them to collect accurate in-situ readings. The probe/stirring devices are modified to allow downhole measurements to be taken from wells with diameters as small as two inches. The probe and reel is decontaminated between wells as described above. The meter is calibrated between wells as per the instructions in the operating manual. The probe and stirrer is lowered into the water column. The reading is allowed to stabilize prior to collection.

OXYIDATON REDUCTION POTENTIAL READINGS

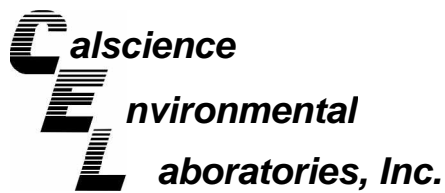
All readings are obtained with either Corning or Myron-L meters (e.g. Corning ORP-65 or a Myron-L Ultrameter GP). The meter is cleaned between wells as described above. The meter is calibrated at the start of each day according to the instruction manual.

FERROUS IRON MEASUREMENTS

All field measurements are collected at time of sampling with a HACH test kit.

APPENDIX C

**CERTIFIED ANALYTICAL REPORTS
WITH CHAIN-OF-CUSTODY DOCUMENTATION**



July 18, 2010

Michael Ninokata
Blaine Tech Services, Inc.
1680 Rogers Avenue
San Jose, CA 95112-1105

Subject: **Calscience Work Order No.: 10-07-0446**
Client Reference: 3790 Hopyard Rd., Pleasanton, CA

Dear Client:

Enclosed is an analytical report for the above-referenced project. The samples included in this report were received 7/8/2010 and analyzed in accordance with the attached chain-of-custody.

Calscience Environmental Laboratories certifies that the test results provided in this report meet all NELAC requirements for parameters for which accreditation is required or available. Any exceptions to NELAC requirements are noted in the case narrative. The original report of subcontracted analysis, if any, is provided herein, and follows the standard Calscience data package. The results in this analytical report are limited to the samples tested and any reproduction thereof must be made in its entirety.

If you have any questions regarding this report, please do not hesitate to contact the undersigned.

Sincerely,

A handwritten signature in black ink, appearing to read "Xuan H. Dang".

Calscience Environmental
Laboratories, Inc.
Xuan H. Dang
Project Manager

Analytical Report



Blaine Tech Services, Inc.
1680 Rogers Avenue
San Jose, CA 95112-1105

Date Received: 07/08/10
Work Order No: 10-07-0446
Preparation: EPA 5030B
Method: LUFT GC/MS / EPA 8260B
Units: ug/L

Project: 3790 Hopyard Rd., Pleasanton, CA

Page 1 of 5

Client Sample Number	Lab Sample Number	Date/Time Collected	Matrix	Instrument	Date Prepared	Date/Time Analyzed	QC Batch ID
S-2	10-07-0446-1-B	07/06/10 14:45	Aqueous	GC/MS RR	07/10/10	07/10/10 18:01	100710L01

Parameter	Result	RL	DF	Qual	Parameter	Result	RL	DF	Qual
Benzene	28	1.0	2		Methyl-t-Butyl Ether (MTBE)	38	2.0	2	
Ethylbenzene	21	2.0	2		Tert-Butyl Alcohol (TBA)	820	20	2	
Toluene	ND	2.0	2		Ethanol	ND	200	2	
Xylenes (total)	2.0	2.0	2		TPPH	2100	100	2	
<u>Surrogates:</u>	<u>REC (%)</u>	<u>Control Limits</u>	<u>Qual</u>		<u>Surrogates:</u>	<u>REC (%)</u>	<u>Control Limits</u>	<u>Qual</u>	
Dibromofluoromethane	98	80-126			1,2-Dichloroethane-d4	99	80-131		
Toluene-d8	99	80-120			Toluene-d8-TPPH	97	88-112		
1,4-Bromofluorobenzene	99	80-120							


Client Sample Number	Lab Sample Number	Date/Time Collected	Matrix	Instrument	Date Prepared	Date/Time Analyzed	QC Batch ID
S-4	10-07-0446-2-A	07/06/10 14:45	Aqueous	GC/MS RR	07/09/10	07/09/10 17:58	100709L01

Parameter	Result	RL	DF	Qual	Parameter	Result	RL	DF	Qual
Benzene	1.8	0.50	1		Methyl-t-Butyl Ether (MTBE)	11	1.0	1	
Ethylbenzene	23	1.0	1		Tert-Butyl Alcohol (TBA)	890	10	1	
Toluene	ND	1.0	1		Ethanol	ND	100	1	
Xylenes (total)	ND	1.0	1		TPPH	490	50	1	
<u>Surrogates:</u>	<u>REC (%)</u>	<u>Control Limits</u>	<u>Qual</u>		<u>Surrogates:</u>	<u>REC (%)</u>	<u>Control Limits</u>	<u>Qual</u>	
Dibromofluoromethane	103	80-126			1,2-Dichloroethane-d4	108	80-131		
Toluene-d8	100	80-120			Toluene-d8-TPPH	98	88-112		
1,4-Bromofluorobenzene	101	80-120							

Client Sample Number	Lab Sample Number	Date/Time Collected	Matrix	Instrument	Date Prepared	Date/Time Analyzed	QC Batch ID
S-5	10-07-0446-3-A	07/06/10 14:35	Aqueous	GC/MS RR	07/09/10	07/09/10 18:24	100709L01

Parameter	Result	RL	DF	Qual	Parameter	Result	RL	DF	Qual
Benzene	6.5	0.50	1		Methyl-t-Butyl Ether (MTBE)	49	1.0	1	
Ethylbenzene	8.5	1.0	1		Tert-Butyl Alcohol (TBA)	85	10	1	
Toluene	ND	1.0	1		Ethanol	ND	100	1	
Xylenes (total)	ND	1.0	1		TPPH	1300	50	1	
<u>Surrogates:</u>	<u>REC (%)</u>	<u>Control Limits</u>	<u>Qual</u>		<u>Surrogates:</u>	<u>REC (%)</u>	<u>Control Limits</u>	<u>Qual</u>	
Dibromofluoromethane	99	80-126			1,2-Dichloroethane-d4	101	80-131		
Toluene-d8	101	80-120			Toluene-d8-TPPH	98	88-112		
1,4-Bromofluorobenzene	98	80-120							

RL - Reporting Limit , DF - Dilution Factor , Qual - Qualifiers



Analytical Report



Blaine Tech Services, Inc.
1680 Rogers Avenue
San Jose, CA 95112-1105

Date Received: 07/08/10
Work Order No: 10-07-0446
Preparation: EPA 5030B
Method: LUFT GC/MS / EPA 8260B
Units: ug/L

Project: 3790 Hopyard Rd., Pleasanton, CA

Page 2 of 5

Client Sample Number	Lab Sample Number	Date/Time Collected	Matrix	Instrument	Date Prepared	Date/Time Analyzed	QC Batch ID
S-5B	10-07-0446-4-B	07/06/10 13:25	Aqueous	GC/MS CC	07/13/10	07/13/10 20:34	100713L01

Parameter	Result	RL	DF	Qual	Parameter	Result	RL	DF	Qual
Benzene	ND	0.50	1		Methyl-t-Butyl Ether (MTBE)	ND	1.0	1	
Ethylbenzene	ND	1.0	1		Tert-Butyl Alcohol (TBA)	ND	10	1	
Toluene	ND	1.0	1		Ethanol	ND	100	1	
Xylenes (total)	ND	1.0	1		TPPH	ND	50	1	
<u>Surrogates:</u>	<u>REC (%)</u>	<u>Control Limits</u>	<u>Qual</u>		<u>Surrogates:</u>	<u>REC (%)</u>	<u>Control Limits</u>	<u>Qual</u>	
Dibromofluoromethane	106	80-126			1,2-Dichloroethane-d4	102	80-131		
Toluene-d8	100	80-120			Toluene-d8-TPPH	101	88-112		
1,4-Bromofluorobenzene	93	80-120							


Client Sample Number	Lab Sample Number	Date/Time Collected	Matrix	Instrument	Date Prepared	Date/Time Analyzed	QC Batch ID
S-5C	10-07-0446-5-A	07/06/10 13:15	Aqueous	GC/MS RR	07/09/10	07/09/10 19:17	100709L01

Parameter	Result	RL	DF	Qual	Parameter	Result	RL	DF	Qual
Benzene	ND	0.50	1		Methyl-t-Butyl Ether (MTBE)	ND	1.0	1	
Ethylbenzene	ND	1.0	1		Tert-Butyl Alcohol (TBA)	ND	10	1	
Toluene	ND	1.0	1		Ethanol	ND	100	1	
Xylenes (total)	ND	1.0	1		TPPH	ND	50	1	
<u>Surrogates:</u>	<u>REC (%)</u>	<u>Control Limits</u>	<u>Qual</u>		<u>Surrogates:</u>	<u>REC (%)</u>	<u>Control Limits</u>	<u>Qual</u>	
Dibromofluoromethane	100	80-126			1,2-Dichloroethane-d4	98	80-131		
Toluene-d8	99	80-120			Toluene-d8-TPPH	97	88-112		
1,4-Bromofluorobenzene	98	80-120							

Client Sample Number	Lab Sample Number	Date/Time Collected	Matrix	Instrument	Date Prepared	Date/Time Analyzed	QC Batch ID
S-6	10-07-0446-6-A	07/06/10 12:30	Aqueous	GC/MS RR	07/09/10	07/09/10 19:44	100709L01

Parameter	Result	RL	DF	Qual	Parameter	Result	RL	DF	Qual
Benzene	ND	0.50	1		Methyl-t-Butyl Ether (MTBE)	13	1.0	1	
Ethylbenzene	ND	1.0	1		Tert-Butyl Alcohol (TBA)	5200	100	10	
Toluene	ND	1.0	1		Ethanol	ND	100	1	
Xylenes (total)	ND	1.0	1		TPPH	950	50	1	
<u>Surrogates:</u>	<u>REC (%)</u>	<u>Control Limits</u>	<u>Qual</u>		<u>Surrogates:</u>	<u>REC (%)</u>	<u>Control Limits</u>	<u>Qual</u>	
Dibromofluoromethane	97	80-126			1,2-Dichloroethane-d4	98	80-131		
Toluene-d8	100	80-120			Toluene-d8-TPPH	98	88-112		
1,4-Bromofluorobenzene	98	80-120							

RL - Reporting Limit , DF - Dilution Factor , Qual - Qualifiers



Analytical Report



Blaine Tech Services, Inc.
1680 Rogers Avenue
San Jose, CA 95112-1105

Date Received: 07/08/10
Work Order No: 10-07-0446
Preparation: EPA 5030B
Method: LUFT GC/MS / EPA 8260B
Units: ug/L

Project: 3790 Hopyard Rd., Pleasanton, CA

Page 3 of 5

Client Sample Number	Lab Sample Number	Date/Time Collected	Matrix	Instrument	Date Prepared	Date/Time Analyzed	QC Batch ID
S-7	10-07-0446-7-A	07/06/10 12:20	Aqueous	GC/MS RR	07/09/10	07/09/10 20:10	100709L01

Parameter	Result	RL	DF	Qual	Parameter	Result	RL	DF	Qual
Benzene	ND	0.50	1		Methyl-t-Butyl Ether (MTBE)	11	1.0	1	
Ethylbenzene	ND	1.0	1		Tert-Butyl Alcohol (TBA)	ND	10	1	
Toluene	ND	1.0	1		Ethanol	ND	100	1	
Xylenes (total)	ND	1.0	1		TPPH	ND	50	1	
<u>Surrogates:</u>	<u>REC (%)</u>	<u>Control Limits</u>	<u>Qual</u>		<u>Surrogates:</u>	<u>REC (%)</u>	<u>Control Limits</u>	<u>Qual</u>	
Dibromofluoromethane	101	80-126			1,2-Dichloroethane-d4	106	80-131		
Toluene-d8	99	80-120			Toluene-d8-TPPH	96	88-112		
1,4-Bromofluorobenzene	98	80-120							


Client Sample Number	Lab Sample Number	Date/Time Collected	Matrix	Instrument	Date Prepared	Date/Time Analyzed	QC Batch ID
S-9	10-07-0446-8-A	07/06/10 12:55	Aqueous	GC/MS RR	07/09/10	07/09/10 20:36	100709L01

Parameter	Result	RL	DF	Qual	Parameter	Result	RL	DF	Qual
Benzene	ND	0.50	1		Methyl-t-Butyl Ether (MTBE)	16	1.0	1	
Ethylbenzene	ND	1.0	1		Tert-Butyl Alcohol (TBA)	ND	10	1	
Toluene	ND	1.0	1		Ethanol	ND	100	1	
Xylenes (total)	ND	1.0	1		TPPH	ND	50	1	
<u>Surrogates:</u>	<u>REC (%)</u>	<u>Control Limits</u>	<u>Qual</u>		<u>Surrogates:</u>	<u>REC (%)</u>	<u>Control Limits</u>	<u>Qual</u>	
Dibromofluoromethane	99	80-126			1,2-Dichloroethane-d4	100	80-131		
Toluene-d8	99	80-120			Toluene-d8-TPPH	97	88-112		
1,4-Bromofluorobenzene	99	80-120							

Client Sample Number	Lab Sample Number	Date/Time Collected	Matrix	Instrument	Date Prepared	Date/Time Analyzed	QC Batch ID
SR-1	10-07-0446-9-A	07/06/10 13:55	Aqueous	GC/MS RR	07/09/10	07/09/10 21:03	100709L01

Parameter	Result	RL	DF	Qual	Parameter	Result	RL	DF	Qual
Benzene	ND	0.50	1		Methyl-t-Butyl Ether (MTBE)	15	1.0	1	
Ethylbenzene	ND	1.0	1		Tert-Butyl Alcohol (TBA)	300	10	1	
Toluene	ND	1.0	1		Ethanol	ND	100	1	
Xylenes (total)	ND	1.0	1		TPPH	ND	50	1	
<u>Surrogates:</u>	<u>REC (%)</u>	<u>Control Limits</u>	<u>Qual</u>		<u>Surrogates:</u>	<u>REC (%)</u>	<u>Control Limits</u>	<u>Qual</u>	
Dibromofluoromethane	102	80-126			1,2-Dichloroethane-d4	106	80-131		
Toluene-d8	99	80-120			Toluene-d8-TPPH	96	88-112		
1,4-Bromofluorobenzene	100	80-120							

RL - Reporting Limit , DF - Dilution Factor , Qual - Qualifiers



Analytical Report



Blaine Tech Services, Inc.
1680 Rogers Avenue
San Jose, CA 95112-1105

Date Received: 07/08/10
Work Order No: 10-07-0446
Preparation: EPA 5030B
Method: LUFT GC/MS / EPA 8260B
Units: ug/L

Project: 3790 Hopyard Rd., Pleasanton, CA

Page 4 of 5

Client Sample Number	Lab Sample Number	Date/Time Collected	Matrix	Instrument	Date Prepared	Date/Time Analyzed	QC Batch ID
SR-3	10-07-0446-10-A	07/06/10 14:25	Aqueous	GC/MS RR	07/09/10	07/09/10 21:29	100709L01

Parameter	Result	RL	DF	Qual	Parameter	Result	RL	DF	Qual
Benzene	ND	0.50	1		Methyl-t-Butyl Ether (MTBE)	2.3	1.0	1	
Ethylbenzene	ND	1.0	1		Tert-Butyl Alcohol (TBA)	110	10	1	
Toluene	ND	1.0	1		Ethanol	ND	100	1	
Xylenes (total)	ND	1.0	1		TPPH	100	50	1	
<u>Surrogates:</u>	<u>REC (%)</u>	<u>Control Limits</u>	<u>Qual</u>		<u>Surrogates:</u>	<u>REC (%)</u>	<u>Control Limits</u>	<u>Qual</u>	
Dibromofluoromethane	99	80-126			1,2-Dichloroethane-d4	98	80-131		
Toluene-d8	101	80-120			Toluene-d8-TPPH	99	88-112		
1,4-Bromofluorobenzene	98	80-120							


Method Blank	099-12-767-4,244	N/A	Aqueous	GC/MS RR	07/09/10	07/09/10 13:33	100709L01
---------------------	-------------------------	------------	----------------	-----------------	-----------------	---------------------------	------------------

Parameter	Result	RL	DF	Qual	Parameter	Result	RL	DF	Qual
Benzene	ND	0.50	1		Methyl-t-Butyl Ether (MTBE)	ND	1.0	1	
Ethylbenzene	ND	1.0	1		Tert-Butyl Alcohol (TBA)	ND	10	1	
Toluene	ND	1.0	1		Ethanol	ND	100	1	
Xylenes (total)	ND	1.0	1		TPPH	ND	50	1	
<u>Surrogates:</u>	<u>REC (%)</u>	<u>Control Limits</u>	<u>Qual</u>		<u>Surrogates:</u>	<u>REC (%)</u>	<u>Control Limits</u>	<u>Qual</u>	
Dibromofluoromethane	99	80-126			1,2-Dichloroethane-d4	101	80-131		
Toluene-d8	99	80-120			Toluene-d8-TPPH	97	88-112		
1,4-Bromofluorobenzene	100	80-120							

Method Blank	099-12-767-4,254	N/A	Aqueous	GC/MS RR	07/10/10	07/10/10 15:22	100710L01
---------------------	-------------------------	------------	----------------	-----------------	-----------------	---------------------------	------------------

Parameter	Result	RL	DF	Qual	Parameter	Result	RL	DF	Qual
Benzene	ND	0.50	1		Methyl-t-Butyl Ether (MTBE)	ND	1.0	1	
Ethylbenzene	ND	1.0	1		Tert-Butyl Alcohol (TBA)	ND	10	1	
Toluene	ND	1.0	1		Ethanol	ND	100	1	
Xylenes (total)	ND	1.0	1		TPPH	ND	50	1	
<u>Surrogates:</u>	<u>REC (%)</u>	<u>Control Limits</u>	<u>Qual</u>		<u>Surrogates:</u>	<u>REC (%)</u>	<u>Control Limits</u>	<u>Qual</u>	
Dibromofluoromethane	97	80-126			1,2-Dichloroethane-d4	98	80-131		
Toluene-d8	99	80-120			Toluene-d8-TPPH	97	88-112		
1,4-Bromofluorobenzene	98	80-120							

RL - Reporting Limit , DF - Dilution Factor , Qual - Qualifiers



Analytical Report



Blaine Tech Services, Inc.
 1680 Rogers Avenue
 San Jose, CA 95112-1105

Date Received: 07/08/10
 Work Order No: 10-07-0446
 Preparation: EPA 5030B
 Method: LUFT GC/MS / EPA 8260B
 Units: ug/L

Project: 3790 Hopyard Rd., Pleasanton, CA

Page 5 of 5

Client Sample Number	Lab Sample Number	Date/Time Collected	Matrix	Instrument	Date Prepared	Date/Time Analyzed	QC Batch ID
Method Blank	099-12-767-4,268	N/A	Aqueous	GC/MS CC	07/13/10	07/13/10 13:05	100713L01

Parameter	Result	RL	DF	Qual	Parameter	Result	RL	DF	Qual
Benzene	ND	0.50	1		Methyl-t-Butyl Ether (MTBE)	ND	1.0	1	
Ethylbenzene	ND	1.0	1		Tert-Butyl Alcohol (TBA)	ND	10	1	
Toluene	ND	1.0	1		Ethanol	ND	100	1	
Xylenes (total)	ND	1.0	1		TPPH	ND	50	1	
<u>Surrogates:</u>	<u>REC (%)</u>	<u>Control Limits</u>	<u>Qual</u>		<u>Surrogates:</u>	<u>REC (%)</u>	<u>Control Limits</u>	<u>Qual</u>	
Dibromofluoromethane	108	80-126			1,2-Dichloroethane-d4	106	80-131		
Toluene-d8	99	80-120			Toluene-d8-TPPH	100	88-112		
1,4-Bromofluorobenzene	93	80-120							

RL - Reporting Limit , DF - Dilution Factor , Qual - Qualifiers



Quality Control - Spike/Spike Duplicate



Blaine Tech Services, Inc.
1680 Rogers Avenue
San Jose, CA 95112-1105

Date Received: 07/08/10
Work Order No: 10-07-0446
Preparation: EPA 5030B
Method: LUFT GC/MS / EPA
8260B

Project 3790 Hopyard Rd., Pleasanton, CA

Quality Control Sample ID	Matrix	Instrument	Date Prepared	Date Analyzed	MS/MSD Batch Number
10-07-0442-3	Aqueous	GC/MS RR	07/09/10	07/09/10	100709S01

Parameter	MS %REC	MSD %REC	%REC CL	RPD	RPD CL	Qualifiers
Benzene	95	92	80-120	3	0-20	
Ethylbenzene	92	90	73-127	2	0-20	
Toluene	93	90	80-120	3	0-20	
Methyl-t-Butyl Ether (MTBE)	90	97	65-131	6	0-22	
Tert-Butyl Alcohol (TBA)	49	57	62-134	2	0-20	3
Diisopropyl Ether (DIPE)	95	96	64-136	2	0-29	
Ethyl-t-Butyl Ether (ETBE)	92	96	70-124	4	0-20	
Tert-Amyl-Methyl Ether (TAME)	91	96	71-125	6	0-20	
Ethanol	87	85	44-152	3	0-43	

RPD - Relative Percent Difference , CL - Control Limit





Quality Control - Spike/Spike Duplicate



Blaine Tech Services, Inc.
1680 Rogers Avenue
San Jose, CA 95112-1105


Date Received: 07/08/10
Work Order No: 10-07-0446
Preparation: EPA 5030B
Method: LUFT GC/MS / EPA
8260B

Project 3790 Hopyard Rd., Pleasanton, CA

Quality Control Sample ID	Matrix	Instrument	Date Prepared	Date Analyzed	MS/MSD Batch Number
10-07-0445-2	Aqueous	GC/MS RR	07/10/10	07/10/10	100710S01

Parameter	MS %REC	MSD %REC	%REC CL	RPD	RPD CL	Qualifiers
Benzene	92	87	80-120	5	0-20	
Ethylbenzene	90	84	73-127	6	0-20	
Toluene	89	85	80-120	5	0-20	
Methyl-t-Butyl Ether (MTBE)	93	86	65-131	7	0-22	
Tert-Butyl Alcohol (TBA)	91	84	62-134	8	0-20	
Diisopropyl Ether (DIPE)	96	90	64-136	7	0-29	
Ethyl-t-Butyl Ether (ETBE)	93	87	70-124	6	0-20	
Tert-Amyl-Methyl Ether (TAME)	93	89	71-125	4	0-20	
Ethanol	89	83	44-152	7	0-43	

RPD - Relative Percent Difference , CL - Control Limit





Quality Control - Spike/Spike Duplicate



Blaine Tech Services, Inc.
1680 Rogers Avenue
San Jose, CA 95112-1105


Date Received: 07/08/10
Work Order No: 10-07-0446
Preparation: EPA 5030B
Method: LUFT GC/MS / EPA 8260B

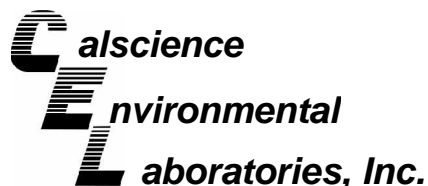
Project 3790 Hopyard Rd., Pleasanton, CA

Quality Control Sample ID	Matrix	Instrument	Date Prepared	Date Analyzed	MS/MSD Batch Number
10-07-0735-10	Aqueous	GC/MS CC	07/13/10	07/13/10	100713S01

Parameter	MS %REC	MSD %REC	%REC CL	RPD	RPD CL	Qualifiers
Benzene	95	97	80-120	1	0-20	
Ethylbenzene	94	96	73-127	2	0-20	
Toluene	97	99	80-120	2	0-20	
Methyl-t-Butyl Ether (MTBE)	94	98	65-131	3	0-22	
Tert-Butyl Alcohol (TBA)	93	95	62-134	1	0-20	
Diisopropyl Ether (DIPE)	95	96	64-136	2	0-29	
Ethyl-t-Butyl Ether (ETBE)	94	97	70-124	3	0-20	
Tert-Amyl-Methyl Ether (TAME)	96	100	71-125	4	0-20	
Ethanol	87	84	44-152	3	0-43	

RPD - Relative Percent Difference , CL - Control Limit





Quality Control - LCS/LCS Duplicate



Blaine Tech Services, Inc.
1680 Rogers Avenue
San Jose, CA 95112-1105

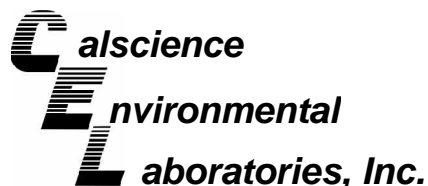
Date Received: N/A
Work Order No: 10-07-0446
Preparation: EPA 5030B
Method: LUFT GC/MS / EPA 8260B

Project: 3790 Hopyard Rd., Pleasanton, CA

Quality Control Sample ID	Matrix	Instrument	Date Prepared	Date Analyzed	LCS/LCSD Batch Number
099-12-767-4,244	Aqueous	GC/MS RR	07/09/10	07/09/10	100709L01

<u>Parameter</u>	<u>LCS %REC</u>	<u>LCSD %REC</u>	<u>%REC CL</u>	<u>RPD</u>	<u>RPD CL</u>	<u>Qualifiers</u>
Benzene	94	96	80-120	2	0-20	
Ethylbenzene	93	90	80-123	3	0-20	
Toluene	92	93	80-120	1	0-20	
Methyl-t-Butyl Ether (MTBE)	92	105	75-123	14	0-25	
Tert-Butyl Alcohol (TBA)	89	90	72-126	2	0-20	
Diisopropyl Ether (DIPE)	94	101	75-129	6	0-22	
Ethyl-t-Butyl Ether (ETBE)	93	101	76-124	8	0-20	
Tert-Amyl-Methyl Ether (TAME)	94	104	79-121	11	0-20	
Ethanol	83	79	53-143	6	0-25	
TPPH	103	101	65-135	3	0-30	

RPD - Relative Percent Difference , CL - Control Limit



Quality Control - LCS/LCS Duplicate



Blaine Tech Services, Inc.
1680 Rogers Avenue
San Jose, CA 95112-1105

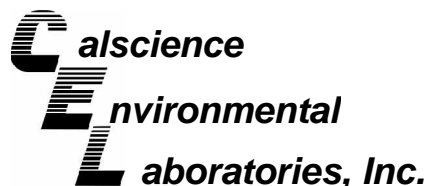
Date Received: N/A
Work Order No: 10-07-0446
Preparation: EPA 5030B
Method: LUFT GC/MS / EPA 8260B

Project: 3790 Hopyard Rd., Pleasanton, CA

Quality Control Sample ID	Matrix	Instrument	Date Prepared	Date Analyzed	LCS/LCSD Batch Number
099-12-767-4,254	Aqueous	GC/MS RR	07/10/10	07/10/10	100710L01

Parameter	LCS %REC	LCSD %REC	%REC CL	RPD	RPD CL	Qualifiers
Benzene	94	92	80-120	2	0-20	
Ethylbenzene	90	90	80-123	1	0-20	
Toluene	92	91	80-120	1	0-20	
Methyl-t-Butyl Ether (MTBE)	99	92	75-123	7	0-25	
Tert-Butyl Alcohol (TBA)	88	85	72-126	3	0-20	
Diisopropyl Ether (DIPE)	99	95	75-129	4	0-22	
Ethyl-t-Butyl Ether (ETBE)	99	92	76-124	7	0-20	
Tert-Amyl-Methyl Ether (TAME)	100	93	79-121	8	0-20	
Ethanol	82	84	53-143	2	0-25	
TPPH	98	99	65-135	2	0-30	

RPD - Relative Percent Difference , CL - Control Limit



Quality Control - LCS/LCS Duplicate



Blaine Tech Services, Inc.
1680 Rogers Avenue
San Jose, CA 95112-1105


Date Received: N/A
Work Order No: 10-07-0446
Preparation: EPA 5030B
Method: LUFT GC/MS / EPA 8260B

Project: 3790 Hopyard Rd., Pleasanton, CA

Quality Control Sample ID	Matrix	Instrument	Date Prepared	Date Analyzed	LCS/LCSD Batch Number
099-12-767-4,268	Aqueous	GC/MS CC	07/13/10	07/13/10	100713L01

Parameter	LCS %REC	LCSD %REC	%REC CL	RPD	RPD CL	Qualifiers
Benzene	94	97	80-120	3	0-20	
Ethylbenzene	94	97	80-123	4	0-20	
Toluene	96	98	80-120	2	0-20	
Methyl-t-Butyl Ether (MTBE)	96	100	75-123	4	0-25	
Tert-Butyl Alcohol (TBA)	95	101	72-126	5	0-20	
Diisopropyl Ether (DIPE)	95	101	75-129	6	0-22	
Ethyl-t-Butyl Ether (ETBE)	96	101	76-124	5	0-20	
Tert-Amyl-Methyl Ether (TAME)	98	101	79-121	3	0-20	
Ethanol	101	107	53-143	5	0-25	
TPPH	97	96	65-135	1	0-30	

RPD - Relative Percent Difference , CL - Control Limit



Glossary of Terms and Qualifiers



Work Order Number: 10-07-0446

<u>Qualifier</u>	<u>Definition</u>
*	See applicable analysis comment.
<	Less than the indicated value.
>	Greater than the indicated value.
1	Surrogate compound recovery was out of control due to a required sample dilution, therefore, the sample data was reported without further clarification.
2	Surrogate compound recovery was out of control due to matrix interference. The associated method blank surrogate spike compound was in control and, therefore, the sample data was reported without further clarification.
3	Recovery of the Matrix Spike (MS) or Matrix Spike Duplicate (MSD) compound was out of control due to matrix interference. The associated LCS and/or LCSD was in control and, therefore, the sample data was reported without further clarification.
4	The MS/MSD RPD was out of control due to matrix interference. The LCS/LCSD RPD was in control and, therefore, the sample data was reported without further clarification.
5	The PDS/PDSD or PES/PESD associated with this batch of samples was out of control due to a matrix interference effect. The associated batch LCS/LCSD was in control and, hence, the associated sample data was reported without further clarification.
B	Analyte was present in the associated method blank.
E	Concentration exceeds the calibration range.
J	Analyte was detected at a concentration below the reporting limit and above the laboratory method detection limit. Reported value is estimated.
ME	LCS Recovery Percentage is within LCS ME Control Limit range.
ND	Parameter not detected at the indicated reporting limit.
Q	Spike recovery and RPD control limits do not apply resulting from the parameter concentration in the sample exceeding the spike concentration by a factor of four or greater.
X	% Recovery and/or RPD out-of-range.
Z	Analyte presence was not confirmed by second column or GC/MS analysis. Solid - Unless otherwise indicated, solid sample data is reported on a wet weight basis, not corrected for % moisture.



LAB (LOCATION)



Shell Oil Products Chain Of Custody Record

- CALSCIENCE ()
- SPL ()
- XENCO ()
- TEST AMERICA ()
- OTHER ()

Please Check Appropriate Box:

<input checked="" type="checkbox"/> ENV. SERVICES	<input type="checkbox"/> MOTIVA RETAIL	<input type="checkbox"/> SHELL RETAIL
<input type="checkbox"/> MOTIVA SD&CM	<input type="checkbox"/> CONSULTANT	<input type="checkbox"/> LUBES
<input type="checkbox"/> SHELL PIPELINE	<input type="checkbox"/> OTHER _____	

Print Bill To Contact Name: **Denis Brown**

INCIDENT # (ENV SERVICES): **9 8 9 9 5 8 4 2**

PO # _____ SAP # _____

DATE: **7-6-10**

PAGE: **1** of **1**

SAMPLING COMPANY Blaine Tech Services	LOG CODE BTSS	SITE ADDRESS: Street and City 3790 Hopyard Rd., Pleasanton	State CA	GLOBAL ID NO T0600101257
ADDRESS 1680 Rogers Ave, San Jose, CA 95112	EDF DELIVERABLE TO (Name, Company, Office Location) Angela Pico, Delta, San Jose Office	PHONE NO 408.826.1862	E-MAIL apico@deltaenv.com	CONSULTANT PROJECT NO 100706-F51
PROJECT CONTACT (Hardcopy or PDF Report to) Michael Ninokata	TELEPHONE (408)573-0555	FAX (408)573-7771	E-MAIL mninokata@blainetech.com	BTS #
TURNAROUND TIME (CALENDAR DAYS): <input checked="" type="checkbox"/> STANDARD (14 DAY) <input type="checkbox"/> 5 DAYS <input type="checkbox"/> 3 DAYS <input type="checkbox"/> 2 DAYS <input type="checkbox"/> 24 HOURS		RESULTS NEEDED ON WEEKEND <input type="checkbox"/>		
SPECIAL INSTRUCTIONS OR NOTES: CC Regina Bussard w/final report rbussard@deltaenv.com Run TPH-d w/Silica Gel Clean Up		REQUESTED ANALYSIS		

LAB USE ONLY	Field Sample Identification	SAMPLING		MATRIX	PRESERVATIVE					NO. OF CONT.	REQUESTED ANALYSIS											TEMPERATURE ON RECEIPT °C	Container PID Readings or Laboratory Notes				
		DATE	TIME		HCL	HNO3	H2SO4	NONE	OTHER		TPH - Purgable (8260B)	TPH - Extractable (8015M)	BTEX (8260B)	5 Oxygenates (8260B)	MTBE (8260B)	TBA (8260B)	DIPE (8260B)	TAME (8260B)	ETBE (8260B)	1,2 DCA (8260B)	EDB (8260B)			Ethanol (8260B)	Methanol (8015M)		
1	S-2	7-6-10	1445	W	X					3	X	X	X	X													
2	S-4		1445		X						X	X	X	X													
3	S-5		1435		X						X	X	X	X													
4	S-5B		1325		X						X	X	X	X													
5	S-5C		1315		X						X	X	X	X													
6	S-6		1230		X						X	X	X	X													
7	S-7		1210		X						X	X	X	X													
8	S-9		1255		X						X	X	X	X													
9	SR-1		1355		X						X	X	X	X													
10	SR-3		1445		X						X	X	X	X													

Relinquished by: (Signature) 	Received by: (Signature) 	Date: 7-6-10	Time: 1600
Relinquished by: (Signature) 	Received by: (Signature) Tom O'Malley CEC	Date: 7/7/10	Time: 1245
Relinquished by: (Signature) 	Received by: (Signature) Wobate CEC	Date: 7/8/10	Time: 0815

0446



< WebShip > > > >
 800-322-5555 www.gso.com

Ship From:
 ALAN KEMP
 CAL SCIENCE- CONCORD
 5063 COMMERCIAL CIRCLE #H
 CONCORD, CA 94520

Ship To:
 SAMPLE RECEIVING
 CEL
 7440 LINCOLN WAY
 GARDEN GROVE, CA 92841

COD:
 \$0.00

Reference:
 CRA, WPI, BTS

Delivery Instructions:

Signature Type:
 SIGNATURE REQUIRED

Tracking #: 514497150



NPS

ORC

D

GARDEN GROVE

D92843A



82927576

Print Date : 07/07/10 15:12 PM

Package 1 of 1

Print All

LABEL INSTRUCTIONS:


Do not copy or reprint this label for additional shipments - each package must have a unique barcode.

- STEP 1 - Use the "Send Label to Printer" button on this page to print the shipping label on a laser or inkjet printer.
- STEP 2 - Fold this page in half.
- STEP 3 - Securely attach this label to your package, do not cover the barcode.
- STEP 4 - Request an on-call pickup for your package, if you do not have scheduled daily pickup service or Drop-off your package at the nearest GSO drop box. Locate nearest GSO dropbox locations using this link.

ADDITIONAL OPTIONS:

TERMS AND CONDITIONS:

By giving us your shipment to deliver, you agree to all the service terms and conditions described in this section. Our liability for loss or damage to any package is limited to your actual damages or \$100 whichever is less, unless you pay for and declare a higher authorized value. If you declare a higher value and pay the additional charge, our liability will be the lesser of your declared value or the actual value of your loss or damage. In any event, we will not be liable for any damage, whether direct, incidental, special or consequential, in excess of the declared value of a shipment whether or not we had knowledge that such damage might be incurred including but not limited to loss of income or profit. We will not be liable for your acts or omissions, including but not limited to improper or insufficient packaging, securing, marking or addressing. Also, we will not be liable if you or the recipient violates any of the terms of our agreement. We will not be liable for loss, damage or delay caused by events we cannot control, including but not limited to acts of God, perils of the air, weather conditions, act of public enemies, war, strikes, or civil commotion. The highest declared value for our GSO Priority Letter or GSO Priority Package is \$500. For other shipments the highest declared value is \$10,000 unless your package contains items of "extraordinary value", in which case the highest declared value we allow is \$500. Items of "extraordinary value" include, but not limited to, artwork, jewelry, furs, precious metals, tickets, negotiable instruments and other items with intrinsic value.



WORK ORDER #: 10-07-0446

SAMPLE RECEIPT FORM

Cooler 1 of 1

CLIENT: BTS

DATE: 07/08/10

TEMPERATURE: Thermometer ID: SC1 (Criteria: 0.0°C - 6.0°C, not frozen)

Temperature 1.8°C + 0.5°C (CF) = 2.3°C [X] Blank [] Sample

- [] Sample(s) outside temperature criteria (PM/APM contacted by: _____).
[] Sample(s) outside temperature criteria but received on ice/chilled on same day of sampling.
[] Received at ambient temperature, placed on ice for transport by Courier.

Ambient Temperature: [] Air [] Filter [] Metals Only [] PCBs Only

Initial: WB

CUSTODY SEALS INTACT:

- [X] Cooler [] No (Not Intact) [] Not Present [] N/A
[] Sample [] No (Not Intact) [X] Not Present

Initial: WB
Initial: [Signature]

SAMPLE CONDITION:

Table with 4 columns: Item, Yes, No, N/A. Rows include Chain-Of-Custody (COC) document(s) received with samples, COC document(s) received complete, Collection date/time, matrix, and/or # of containers logged in based on sample labels, No analysis requested, Not relinquished, No date/time relinquished, Sampler's name indicated on COC, Sample container label(s) consistent with COC, Sample container(s) intact and good condition, Proper containers and sufficient volume for analyses requested, Analyses received within holding time, pH / Residual Chlorine / Dissolved Sulfide received within 24 hours, Proper preservation noted on COC or sample container, Unpreserved vials received for Volatiles analysis, Volatile analysis container(s) free of headspace, Tedlar bag(s) free of condensation.

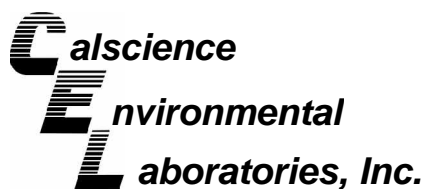
CONTAINER TYPE:

- Solid: [] 4ozCGJ [] 8ozCGJ [] 16ozCGJ [] Sleeve () [] EnCores® [] TerraCores® []
Water: [] VOA [X] VOAh [] VOAna2 [] 125AGB [] 125AGBh [] 125AGBp [] 1AGB [] 1AGBna2 [] 1AGBs
[] 500AGB [] 500AGJ [] 500AGJs [] 250AGB [] 250CGB [] 250CGBs [] 1PB [] 500PB [] 500PBna
[] 250PB [] 250PBn [] 125PB [] 125PBzanna [] 100PJ [] 100PJna2 [] [] [] []

Air: [] Tedlar® [] Summa® Other: [] Trip Blank Lot#: Labeled/Checked by: [Signature]

Container: C: Clear A: Amber P: Plastic G: Glass J: Jar B: Bottle Z: Ziploc/Resealable Bag E: Envelope Reviewed by: [Signature]

Preservative: h: HCL n: HNO3 na2:Na2S2O3 na: NaOH p: H3PO4 s: H2SO4 zanna: ZnAc2+NaOH f: Field-filtered Scanned by: [Signature]



August 25, 2010

Regina Bussard
Delta Environmental Consultants, Inc.
312 Piercy Rd.
San Jose, CA 95138-1401

Subject: **CalScience Work Order No.: 10-08-0994**
Client Reference: 3790 Hopyard Rd., Pleasanton, CA

Dear Client:

Enclosed is an analytical report for the above-referenced project. The samples included in this report were received 8/12/2010 and analyzed in accordance with the attached chain-of-custody.

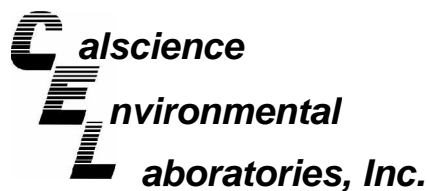
CalScience Environmental Laboratories certifies that the test results provided in this report meet all NELAC requirements for parameters for which accreditation is required or available. Any exceptions to NELAC requirements are noted in the case narrative. The original report of subcontracted analysis, if any, is provided herein, and follows the standard CalScience data package. The results in this analytical report are limited to the samples tested and any reproduction thereof must be made in its entirety.

If you have any questions regarding this report, please do not hesitate to contact the undersigned.

Sincerely,

A handwritten signature in black ink, appearing to read "Xuan H. Dang" followed by "FOR".

CalScience Environmental
Laboratories, Inc.
Xuan H. Dang
Project Manager



Analytical Report



Delta Environmental Consultants, Inc.
312 Piercy Rd.
San Jose, CA 95138-1401

Date Received: 08/12/10
Work Order No: 10-08-0994
Preparation: N/A
Method: EPA 300.0

Project: 3790 Hopyard Rd., Pleasanton, CA

Page 1 of 2

Client Sample Number	Lab Sample Number	Date/Time Collected	Matrix	Instrument	Date Prepared	Date/Time Analyzed	QC Batch ID
S-6	10-08-0994-1-E	08/10/10 09:30	Aqueous	IC 9	N/A	08/24/10 13:59	100824L01

Parameter	Result	RL	DF	Qual	Units
Sulfate	2.4	1.0	1		mg/L

S-3	10-08-0994-2-F	08/10/10 10:20	Aqueous	IC 9	N/A	08/16/10 22:56	100816L02
-----	----------------	-------------------	---------	------	-----	-------------------	-----------

Parameter	Result	RL	DF	Qual	Units
Sulfate	190	2.0	2		mg/L

S-4	10-08-0994-3-F	08/10/10 11:00	Aqueous	IC 9	N/A	08/16/10 23:42	100816L02
-----	----------------	-------------------	---------	------	-----	-------------------	-----------

Parameter	Result	RL	DF	Qual	Units
Sulfate	4400	100	100		mg/L

SR-2	10-08-0994-4-F	08/10/10 11:20	Aqueous	IC 9	N/A	08/16/10 23:57	100816L02
------	----------------	-------------------	---------	------	-----	-------------------	-----------

Parameter	Result	RL	DF	Qual	Units
Sulfate	7.6	1.0	1		mg/L

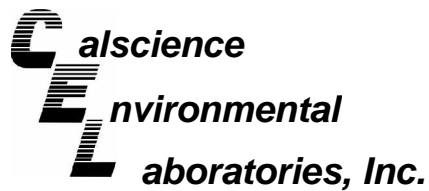
S-2	10-08-0994-5-F	08/10/10 11:50	Aqueous	IC 9	N/A	08/17/10 00:13	100816L02
-----	----------------	-------------------	---------	------	-----	-------------------	-----------

Parameter	Result	RL	DF	Qual	Units
Sulfate	280	5.0	5		mg/L

SR-3	10-08-0994-6-F	08/10/10 12:10	Aqueous	IC 9	N/A	08/17/10 00:28	100816L02
------	----------------	-------------------	---------	------	-----	-------------------	-----------

Parameter	Result	RL	DF	Qual	Units
Sulfate	2.9	1.0	1		mg/L

RL - Reporting Limit , DF - Dilution Factor , Qual - Qualifiers



Analytical Report



Delta Environmental Consultants, Inc.
312 Piercy Rd.
San Jose, CA 95138-1401

Date Received: 08/12/10
Work Order No: 10-08-0994
Preparation: N/A
Method: EPA 300.0

Project: 3790 Hopyard Rd., Pleasanton, CA

Page 2 of 2

Client Sample Number	Lab Sample Number	Date/Time Collected	Matrix	Instrument	Date Prepared	Date/Time Analyzed	QC Batch ID
Method Blank	099-12-906-1,202	N/A	Aqueous	IC 9	N/A	08/16/10 19:20	100816L02

<u>Parameter</u>	<u>Result</u>	<u>RL</u>	<u>DF</u>	<u>Qual</u>	<u>Units</u>
Sulfate	ND	1.0	1		mg/L

Method Blank	099-12-906-1,209	N/A	Aqueous	IC 9	N/A	08/24/10 12:27	100824L01
--------------	------------------	-----	---------	------	-----	-------------------	-----------

<u>Parameter</u>	<u>Result</u>	<u>RL</u>	<u>DF</u>	<u>Qual</u>	<u>Units</u>
Sulfate	ND	1.0	1		mg/L

RL - Reporting Limit , DF - Dilution Factor , Qual - Qualifiers

Analytical Report



Delta Environmental Consultants, Inc.
312 Piercy Rd.
San Jose, CA 95138-1401

Date Received: 08/12/10
Work Order No: 10-08-0994
Preparation: EPA 5030B
Method: LUFT GC/MS / EPA 8260B
Units: ug/L

Project: 3790 Hopyard Rd., Pleasanton, CA

Page 1 of 3

Client Sample Number	Lab Sample Number	Date/Time Collected	Matrix	Instrument	Date Prepared	Date/Time Analyzed	QC Batch ID
S-6	10-08-0994-1-B	08/10/10 09:30	Aqueous	GC/MS QQ	08/18/10	08/18/10 22:21	100818L01

Parameter	Result	RL	DF	Qual	Parameter	Result	RL	DF	Qual
Benzene	ND	2.5	5		Diisopropyl Ether (DIPE)	ND	10	5	
Ethylbenzene	ND	5.0	5		Ethyl-t-Butyl Ether (ETBE)	ND	10	5	
Toluene	ND	5.0	5		Tert-Amyl-Methyl Ether (TAME)	ND	10	5	
Xylenes (total)	ND	5.0	5		Ethanol	ND	500	5	
Methyl-t-Butyl Ether (MTBE)	12	5.0	5		TPPH	430	250	5	
Tert-Butyl Alcohol (TBA)	3700	50	5						
<u>Surrogates:</u>	<u>REC (%)</u>	<u>Control Limits</u>	<u>Qual</u>		<u>Surrogates:</u>	<u>REC (%)</u>	<u>Control Limits</u>	<u>Qual</u>	
Dibromofluoromethane	99	80-126			1,2-Dichloroethane-d4	102	80-131		
Toluene-d8	96	80-120			Toluene-d8-TPPH	97	88-112		
1,4-Bromofluorobenzene	85	80-120							


Client Sample Number	Lab Sample Number	Date/Time Collected	Matrix	Instrument	Date Prepared	Date/Time Analyzed	QC Batch ID
S-3	10-08-0994-2-A	08/10/10 10:20	Aqueous	GC/MS QQ	08/17/10	08/18/10 03:56	100817L02

Parameter	Result	RL	DF	Qual	Parameter	Result	RL	DF	Qual
Benzene	ND	0.50	1		Diisopropyl Ether (DIPE)	ND	2.0	1	
Ethylbenzene	ND	1.0	1		Ethyl-t-Butyl Ether (ETBE)	ND	2.0	1	
Toluene	ND	1.0	1		Tert-Amyl-Methyl Ether (TAME)	ND	2.0	1	
Xylenes (total)	ND	1.0	1		Ethanol	210	100	1	
Methyl-t-Butyl Ether (MTBE)	ND	1.0	1		TPPH	ND	50	1	
Tert-Butyl Alcohol (TBA)	ND	10	1						
<u>Surrogates:</u>	<u>REC (%)</u>	<u>Control Limits</u>	<u>Qual</u>		<u>Surrogates:</u>	<u>REC (%)</u>	<u>Control Limits</u>	<u>Qual</u>	
Dibromofluoromethane	102	80-126			1,2-Dichloroethane-d4	105	80-131		
Toluene-d8	95	80-120			Toluene-d8-TPPH	96	88-112		
1,4-Bromofluorobenzene	85	80-120							

Client Sample Number	Lab Sample Number	Date/Time Collected	Matrix	Instrument	Date Prepared	Date/Time Analyzed	QC Batch ID
S-4	10-08-0994-3-A	08/10/10 11:00	Aqueous	GC/MS QQ	08/17/10	08/18/10 05:44	100817L02

Parameter	Result	RL	DF	Qual	Parameter	Result	RL	DF	Qual
Benzene	2.9	0.50	1		Diisopropyl Ether (DIPE)	ND	2.0	1	
Ethylbenzene	55	1.0	1		Ethyl-t-Butyl Ether (ETBE)	ND	2.0	1	
Toluene	ND	1.0	1		Tert-Amyl-Methyl Ether (TAME)	ND	2.0	1	
Xylenes (total)	ND	1.0	1		Ethanol	ND	100	1	
Methyl-t-Butyl Ether (MTBE)	10	1.0	1		TPPH	1700	50	1	
Tert-Butyl Alcohol (TBA)	550	10	1						
<u>Surrogates:</u>	<u>REC (%)</u>	<u>Control Limits</u>	<u>Qual</u>		<u>Surrogates:</u>	<u>REC (%)</u>	<u>Control Limits</u>	<u>Qual</u>	
Dibromofluoromethane	93	80-126			1,2-Dichloroethane-d4	93	80-131		
Toluene-d8	97	80-120			Toluene-d8-TPPH	98	88-112		
1,4-Bromofluorobenzene	97	80-120							

RL - Reporting Limit , DF - Dilution Factor , Qual - Qualifiers



Analytical Report



Delta Environmental Consultants, Inc.
312 Piercy Rd.
San Jose, CA 95138-1401

Date Received: 08/12/10
Work Order No: 10-08-0994
Preparation: EPA 5030B
Method: LUFT GC/MS / EPA 8260B
Units: ug/L

Project: 3790 Hopyard Rd., Pleasanton, CA

Page 2 of 3

Client Sample Number	Lab Sample Number	Date/Time Collected	Matrix	Instrument	Date Prepared	Date/Time Analyzed	QC Batch ID
SR-2	10-08-0994-4-A	08/10/10 11:20	Aqueous	GC/MS QQ	08/17/10	08/18/10 06:11	100817L02

Parameter	Result	RL	DF	Qual	Parameter	Result	RL	DF	Qual
Benzene	1.2	0.50	1		Diisopropyl Ether (DIPE)	ND	2.0	1	
Ethylbenzene	1.3	1.0	1		Ethyl-t-Butyl Ether (ETBE)	ND	2.0	1	
Toluene	ND	1.0	1		Tert-Amyl-Methyl Ether (TAME)	ND	2.0	1	
Xylenes (total)	ND	1.0	1		Ethanol	ND	100	1	
Methyl-t-Butyl Ether (MTBE)	19	1.0	1		TPPH	710	50	1	
Tert-Butyl Alcohol (TBA)	820	10	1						
<u>Surrogates:</u>	<u>REC (%)</u>	<u>Control Limits</u>	<u>Qual</u>		<u>Surrogates:</u>	<u>REC (%)</u>	<u>Control Limits</u>	<u>Qual</u>	
Dibromofluoromethane	94	80-126			1,2-Dichloroethane-d4	94	80-131		
Toluene-d8	97	80-120			Toluene-d8-TPPH	98	88-112		
1,4-Bromofluorobenzene	91	80-120							


Client Sample Number	Lab Sample Number	Date/Time Collected	Matrix	Instrument	Date Prepared	Date/Time Analyzed	QC Batch ID
S-2	10-08-0994-5-A	08/10/10 11:50	Aqueous	GC/MS QQ	08/17/10	08/18/10 06:38	100817L02

Parameter	Result	RL	DF	Qual	Parameter	Result	RL	DF	Qual
Benzene	60	1.0	2		Diisopropyl Ether (DIPE)	ND	4.0	2	
Ethylbenzene	85	2.0	2		Ethyl-t-Butyl Ether (ETBE)	ND	4.0	2	
Toluene	2.8	2.0	2		Tert-Amyl-Methyl Ether (TAME)	ND	4.0	2	
Xylenes (total)	12	2.0	2		Ethanol	ND	200	2	
Methyl-t-Butyl Ether (MTBE)	48	2.0	2		TPPH	9800	500	10	
Tert-Butyl Alcohol (TBA)	990	20	2						
<u>Surrogates:</u>	<u>REC (%)</u>	<u>Control Limits</u>	<u>Qual</u>		<u>Surrogates:</u>	<u>REC (%)</u>	<u>Control Limits</u>	<u>Qual</u>	
Dibromofluoromethane	89	80-126			1,2-Dichloroethane-d4	91	80-131		
Toluene-d8	100	80-120			Toluene-d8-TPPH	102	88-112		
1,4-Bromofluorobenzene	97	80-120							

Client Sample Number	Lab Sample Number	Date/Time Collected	Matrix	Instrument	Date Prepared	Date/Time Analyzed	QC Batch ID
SR-3	10-08-0994-6-A	08/10/10 12:10	Aqueous	GC/MS QQ	08/17/10	08/18/10 07:04	100817L02

Parameter	Result	RL	DF	Qual	Parameter	Result	RL	DF	Qual
Benzene	21	0.50	1		Diisopropyl Ether (DIPE)	ND	2.0	1	
Ethylbenzene	2.6	1.0	1		Ethyl-t-Butyl Ether (ETBE)	ND	2.0	1	
Toluene	1.6	1.0	1		Tert-Amyl-Methyl Ether (TAME)	ND	2.0	1	
Xylenes (total)	2.9	1.0	1		Ethanol	ND	100	1	
Methyl-t-Butyl Ether (MTBE)	20	1.0	1		TPPH	2700	50	1	
Tert-Butyl Alcohol (TBA)	1800	50	5						
<u>Surrogates:</u>	<u>REC (%)</u>	<u>Control Limits</u>	<u>Qual</u>		<u>Surrogates:</u>	<u>REC (%)</u>	<u>Control Limits</u>	<u>Qual</u>	
Dibromofluoromethane	92	80-126			1,2-Dichloroethane-d4	91	80-131		
Toluene-d8	98	80-120			Toluene-d8-TPPH	99	88-112		
1,4-Bromofluorobenzene	96	80-120							

RL - Reporting Limit , DF - Dilution Factor , Qual - Qualifiers



Analytical Report



Delta Environmental Consultants, Inc.
 312 Piercy Rd.
 San Jose, CA 95138-1401

Date Received: 08/12/10
 Work Order No: 10-08-0994
 Preparation: EPA 5030B
 Method: LUFT GC/MS / EPA 8260B
 Units: ug/L

Project: 3790 Hopyard Rd., Pleasanton, CA

Page 3 of 3

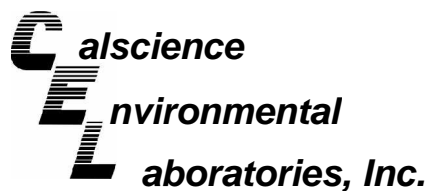
Client Sample Number	Lab Sample Number	Date/Time Collected	Matrix	Instrument	Date Prepared	Date/Time Analyzed	QC Batch ID
Method Blank	099-12-767-4,473	N/A	Aqueous	GC/MS QQ	08/17/10	08/18/10 03:02	100817L02

Parameter	Result	RL	DF	Qual	Parameter	Result	RL	DF	Qual
Benzene	ND	0.50	1		Diisopropyl Ether (DIPE)	ND	2.0	1	
Ethylbenzene	ND	1.0	1		Ethyl-t-Butyl Ether (ETBE)	ND	2.0	1	
Toluene	ND	1.0	1		Tert-Amyl-Methyl Ether (TAME)	ND	2.0	1	
Xylenes (total)	ND	1.0	1		Ethanol	ND	100	1	
Methyl-t-Butyl Ether (MTBE)	ND	1.0	1		TPPH	ND	50	1	
Tert-Butyl Alcohol (TBA)	ND	10	1						
<u>Surrogates:</u>	<u>REC (%)</u>	<u>Control Limits</u>	<u>Qual</u>		<u>Surrogates:</u>	<u>REC (%)</u>	<u>Control Limits</u>	<u>Qual</u>	
Dibromofluoromethane	101	80-126			1,2-Dichloroethane-d4	103	80-131		
Toluene-d8	94	80-120			Toluene-d8-TPPH	96	88-112		
1,4-Bromofluorobenzene	85	80-120							

Client Sample Number	Lab Sample Number	Date/Time Collected	Matrix	Instrument	Date Prepared	Date/Time Analyzed	QC Batch ID
Method Blank	099-12-767-4,475	N/A	Aqueous	GC/MS QQ	08/18/10	08/18/10 16:00	100818L01

Parameter	Result	RL	DF	Qual	Parameter	Result	RL	DF	Qual
Benzene	ND	0.50	1		Diisopropyl Ether (DIPE)	ND	2.0	1	
Ethylbenzene	ND	1.0	1		Ethyl-t-Butyl Ether (ETBE)	ND	2.0	1	
Toluene	ND	1.0	1		Tert-Amyl-Methyl Ether (TAME)	ND	2.0	1	
Xylenes (total)	ND	1.0	1		Ethanol	ND	100	1	
Methyl-t-Butyl Ether (MTBE)	ND	1.0	1		TPPH	ND	50	1	
Tert-Butyl Alcohol (TBA)	ND	10	1						
<u>Surrogates:</u>	<u>REC (%)</u>	<u>Control Limits</u>	<u>Qual</u>		<u>Surrogates:</u>	<u>REC (%)</u>	<u>Control Limits</u>	<u>Qual</u>	
Dibromofluoromethane	100	80-126			1,2-Dichloroethane-d4	101	80-131		
Toluene-d8	97	80-120			Toluene-d8-TPPH	98	88-112		
1,4-Bromofluorobenzene	86	80-120							

RL - Reporting Limit , DF - Dilution Factor , Qual - Qualifiers



Analytical Report



Delta Environmental Consultants, Inc.
312 Piercy Rd.
San Jose, CA 95138-1401

Date Received: 08/12/10
Work Order No: 10-08-0994
Preparation: EPA 3010A Total
Method: EPA 6010B

Project: 3790 Hopyard Rd., Pleasanton, CA

Page 1 of 2

Client Sample Number	Lab Sample Number	Date/Time Collected	Matrix	Instrument	Date Prepared	Date/Time Analyzed	QC Batch ID
S-6	10-08-0994-1-E	08/10/10 09:30	Aqueous	ICP 5300	08/24/10	08/24/10 17:30	100824LA5

Parameter	Result	RL	DF	Qual	Units
Iron	9.41	0.100	1		mg/L

S-3	10-08-0994-2-E	08/10/10 10:20	Aqueous	ICP 5300	08/24/10	08/24/10 17:32	100824LA5
-----	----------------	-------------------	---------	----------	----------	-------------------	-----------

Parameter	Result	RL	DF	Qual	Units
Iron	1.09	0.100	1		mg/L

S-4	10-08-0994-3-E	08/10/10 11:00	Aqueous	ICP 5300	08/12/10	08/12/10 20:20	100812LA5
-----	----------------	-------------------	---------	----------	----------	-------------------	-----------

Parameter	Result	RL	DF	Qual	Units
Iron	12.2	0.100	1		mg/L

SR-2	10-08-0994-4-E	08/10/10 11:20	Aqueous	ICP 5300	08/24/10	08/25/10 11:31	100824LA5
------	----------------	-------------------	---------	----------	----------	-------------------	-----------

Parameter	Result	RL	DF	Qual	Units
Iron	1.84	0.500	5		mg/L

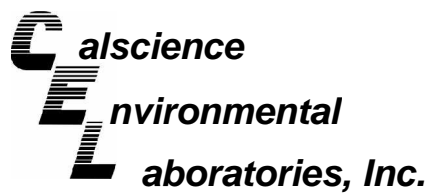
S-2	10-08-0994-5-E	08/10/10 11:50	Aqueous	ICP 5300	08/12/10	08/12/10 20:23	100812LA5
-----	----------------	-------------------	---------	----------	----------	-------------------	-----------

Parameter	Result	RL	DF	Qual	Units
Iron	9.21	0.100	1		mg/L

SR-3	10-08-0994-6-E	08/10/10 12:10	Aqueous	ICP 5300	08/12/10	08/12/10 20:25	100812LA5
------	----------------	-------------------	---------	----------	----------	-------------------	-----------

Parameter	Result	RL	DF	Qual	Units
Iron	6.90	0.100	1		mg/L

RL - Reporting Limit , DF - Dilution Factor , Qual - Qualifiers



Analytical Report



Delta Environmental Consultants, Inc.
312 Piercy Rd.
San Jose, CA 95138-1401

Date Received: 08/12/10
Work Order No: 10-08-0994
Preparation: EPA 3010A Total
Method: EPA 6010B

Project: 3790 Hopyard Rd., Pleasanton, CA

Page 2 of 2

Client Sample Number	Lab Sample Number	Date/Time Collected	Matrix	Instrument	Date Prepared	Date/Time Analyzed	QC Batch ID
Method Blank	097-01-003-10,873	N/A	Aqueous	ICP 5300	08/12/10	08/13/10 13:06	100812LA5

<u>Parameter</u>	<u>Result</u>	<u>RL</u>	<u>DF</u>	<u>Qual</u>	<u>Units</u>
Iron	ND	0.100	1		mg/L

Method Blank	097-01-003-10,906	N/A	Aqueous	ICP 5300	08/24/10	08/24/10 21:08	100824LA5
--------------	-------------------	-----	---------	----------	----------	-------------------	-----------

<u>Parameter</u>	<u>Result</u>	<u>RL</u>	<u>DF</u>	<u>Qual</u>	<u>Units</u>
Iron	ND	0.100	1		mg/L

RL - Reporting Limit , DF - Dilution Factor , Qual - Qualifiers

Analytical Report


LABORATORY ID: 10-08-0994
Method: EPA 6010B (Calculation)
Matrix: Water/Aqueous
CLIENT: Delta Environmental Consultants, Inc.
PROJECT: 3790 Hopyard Rd., Pleasanton, CA

Results

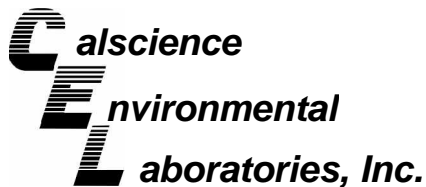
Sample ID	Ferric Iron (Fe+3) mg/L	Dilution Factor	Reporting Limit	Date Extracted	Date Analyzed
S-6	4.81	1	0.10	08/24/10	08/24/10
S-3	ND	1	0.10	08/24/10	08/24/10
S-4	7.4	1	0.10	08/12/10	08/12/10
SR-2	ND	1	0.10	08/24/10	08/24/10
S-2	4.61	1	0.10	08/12/10	08/12/10
SR-3	2.3	1	0.10	08/12/10	08/12/10

Reporting Limit: 0.10

Laboratory Notes

Ferrous Iron results were done in the field.

Key: ND=Not Detected at the reporting level, NA=Not applicable



Quality Control - Spike/Spike Duplicate



Delta Environmental Consultants, Inc.
 312 Piercy Rd.
 San Jose, CA 95138-1401

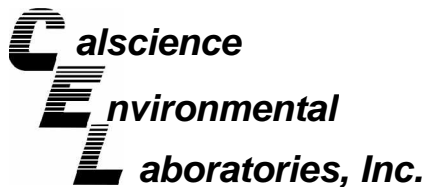
Date Received: 08/12/10
 Work Order No: 10-08-0994
 Preparation: EPA 3010A Total
 Method: EPA 6010B

Project 3790 Hopyard Rd., Pleasanton, CA

Quality Control Sample ID	Matrix	Instrument	Date Prepared	Date Analyzed	MS/MSD Batch Number
10-08-0896-4	Aqueous	ICP 5300	08/12/10	08/13/10	100812SA5

Parameter	MS %REC	MSD %REC	%REC CL	RPD	RPD CL	Qualifiers
Iron	113	117	65-149	4	0-21	

RPD - Relative Percent Difference , CL - Control Limit



Quality Control - PDS / PDSD



Delta Environmental Consultants, Inc.
 312 Piercy Rd.
 San Jose, CA 95138-1401


Date Received 08/12/10
 Work Order No: 10-08-0994
 Preparation: EPA 3010A Total
 Method: EPA 6010B

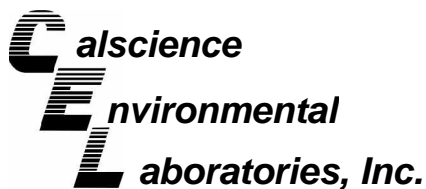
Project: 3790 Hopyard Rd., Pleasanton, CA

Quality Control Sample ID	Matrix	Instrument	Date Prepared	Date Analyzed	PDS / PDSD Batch Number
10-08-0896-4	Aqueous	ICP 5300	08/12/10	08/13/10	100812SA5

Parameter	PDS %REC	PDSD %REC	%REC CL	RPD	RPD CL	Qualifiers
Iron	111	109	75-125	2	0-21	

RPD - Relative Percent Difference , CL - Control Limit





Quality Control - Spike/Spike Duplicate



Delta Environmental Consultants, Inc.
312 Piercy Rd.
San Jose, CA 95138-1401

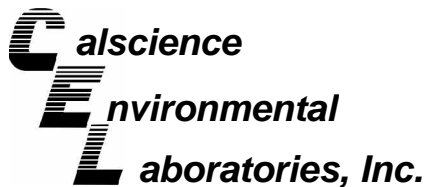
Date Received: 08/12/10
Work Order No: 10-08-0994
Preparation: EPA 3010A Total
Method: EPA 6010B

Project 3790 Hopyard Rd., Pleasanton, CA

Quality Control Sample ID	Matrix	Instrument	Date Prepared	Date Analyzed	MS/MSD Batch Number
10-08-1869-1	Aqueous	ICP 5300	08/24/10	08/25/10	100824SA5

<u>Parameter</u>	<u>MS %REC</u>	<u>MSD %REC</u>	<u>%REC CL</u>	<u>RPD</u>	<u>RPD CL</u>	<u>Qualifiers</u>
Iron	96	96	65-149	0	0-21	

RPD - Relative Percent Difference , CL - Control Limit



Quality Control - PDS / PDSD



Delta Environmental Consultants, Inc.
 312 Piercy Rd.
 San Jose, CA 95138-1401

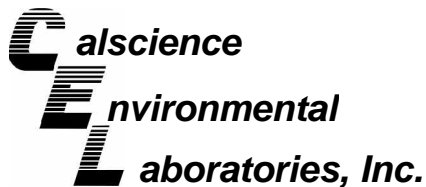
Date Received 08/12/10
 Work Order No: 10-08-0994
 Preparation: EPA 3010A Total
 Method: EPA 6010B

Project: 3790 Hopyard Rd., Pleasanton, CA

Quality Control Sample ID	Matrix	Instrument	Date Prepared	Date Analyzed	PDS / PDSD Batch Number
10-08-1869-1	Aqueous	ICP 5300	08/24/10	08/25/10	100824SA5

Parameter	PDS %REC	PDSD %REC	%REC CL	RPD	RPD CL	Qualifiers
Iron	98	99	75-125	1	0-21	

RPD - Relative Percent Difference , CL - Control Limit



Quality Control - Spike/Spike Duplicate



Delta Environmental Consultants, Inc.
312 Piercy Rd.
San Jose, CA 95138-1401

Date Received: 08/12/10
Work Order No: 10-08-0994
Preparation: N/A
Method: EPA 300.0

Project 3790 Hopyard Rd., Pleasanton, CA

Quality Control Sample ID	Matrix	Instrument	Date Prepared	Date Analyzed	MS/MSD Batch Number
10-08-1042-1	Aqueous	IC 9	N/A	08/17/10	100816S02

Parameter	MS %REC	MSD %REC	%REC CL	RPD	RPD CL	Qualifiers
Sulfate	106	106	80-120	0	0-20	

RPD - Relative Percent Difference , CL - Control Limit



Quality Control - Spike/Spike Duplicate



Delta Environmental Consultants, Inc.
312 Piercy Rd.
San Jose, CA 95138-1401

Date Received: 08/12/10
Work Order No: 10-08-0994
Preparation: N/A
Method: EPA 300.0

Project 3790 Hopyard Rd., Pleasanton, CA

Quality Control Sample ID	Matrix	Instrument	Date Prepared	Date Analyzed	MS/MSD Batch Number
10-08-1779-5	Aqueous	IC 9	N/A	08/24/10	100824S01

<u>Parameter</u>	<u>MS %REC</u>	<u>MSD %REC</u>	<u>%REC CL</u>	<u>RPD</u>	<u>RPD CL</u>	<u>Qualifiers</u>
Sulfate	95	95	80-120	0	0-20	

RPD - Relative Percent Difference , CL - Control Limit



Quality Control - Spike/Spike Duplicate



Delta Environmental Consultants, Inc.
312 Piercy Rd.
San Jose, CA 95138-1401

Date Received: 08/12/10
Work Order No: 10-08-0994
Preparation: EPA 5030B
Method: LUFT GC/MS / EPA 8260B

Project 3790 Hopyard Rd., Pleasanton, CA

Quality Control Sample ID	Matrix	Instrument	Date Prepared	Date Analyzed	MS/MSD Batch Number
S-3	Aqueous	GC/MS QQ	08/17/10	08/18/10	100817S02

Parameter	MS %REC	MSD %REC	%REC CL	RPD	RPD CL	Qualifiers
Benzene	97	97	80-120	0	0-20	
Ethylbenzene	106	108	73-127	3	0-20	
Toluene	95	96	80-120	1	0-20	
Methyl-t-Butyl Ether (MTBE)	95	97	65-131	1	0-22	
Tert-Butyl Alcohol (TBA)	99	103	62-134	3	0-20	
Diisopropyl Ether (DIPE)	91	92	64-136	0	0-29	
Ethyl-t-Butyl Ether (ETBE)	95	96	70-124	1	0-20	
Tert-Amyl-Methyl Ether (TAME)	102	103	71-125	1	0-20	
Ethanol	55	58	44-152	3	0-43	

RPD - Relative Percent Difference , CL - Control Limit



Quality Control - Spike/Spike Duplicate



Delta Environmental Consultants, Inc.
312 Piercy Rd.
San Jose, CA 95138-1401

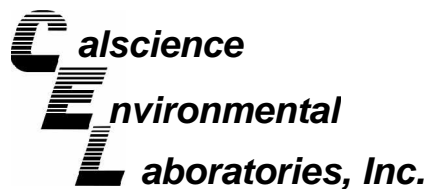
Date Received: 08/12/10
Work Order No: 10-08-0994
Preparation: EPA 5030B
Method: LUFT GC/MS / EPA
8260B

Project 3790 Hopyard Rd., Pleasanton, CA

Quality Control Sample ID	Matrix	Instrument	Date Prepared	Date Analyzed	MS/MSD Batch Number
10-08-1311-1	Aqueous	GC/MS QQ	08/18/10	08/18/10	100818S01

Parameter	MS %REC	MSD %REC	%REC CL	RPD	RPD CL	Qualifiers
Benzene	98	96	80-120	1	0-20	
Ethylbenzene	109	107	73-127	2	0-20	
Toluene	97	97	80-120	1	0-20	
Methyl-t-Butyl Ether (MTBE)	98	100	65-131	2	0-22	
Tert-Butyl Alcohol (TBA)	111	106	62-134	5	0-20	
Diisopropyl Ether (DIPE)	95	95	64-136	1	0-29	
Ethyl-t-Butyl Ether (ETBE)	99	100	70-124	1	0-20	
Tert-Amyl-Methyl Ether (TAME)	107	107	71-125	0	0-20	
Ethanol	111	106	44-152	4	0-43	

RPD - Relative Percent Difference , CL - Control Limit



Quality Control - LCS/LCS Duplicate



Delta Environmental Consultants, Inc.
312 Piercy Rd.
San Jose, CA 95138-1401

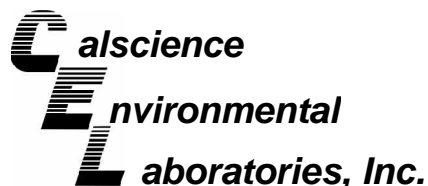
Date Received: N/A
Work Order No: 10-08-0994
Preparation: EPA 3010A Total
Method: EPA 6010B

Project: 3790 Hopyard Rd., Pleasanton, CA

Quality Control Sample ID	Matrix	Instrument	Date Prepared	Date Analyzed	LCS/LCSD Batch Number
097-01-003-10,873	Aqueous	ICP 5300	08/12/10	08/13/10	100812LA5

<u>Parameter</u>	<u>LCS %REC</u>	<u>LCSD %REC</u>	<u>%REC CL</u>	<u>RPD</u>	<u>RPD CL</u>	<u>Qualifiers</u>
Iron	103	102	80-120	1	0-20	

RPD - Relative Percent Difference , CL - Control Limit



Quality Control - LCS/LCS Duplicate



Delta Environmental Consultants, Inc.
 312 Piercy Rd.
 San Jose, CA 95138-1401


Date Received: N/A
 Work Order No: 10-08-0994
 Preparation: EPA 3010A Total
 Method: EPA 6010B

Project: 3790 Hopyard Rd., Pleasanton, CA

Quality Control Sample ID	Matrix	Instrument	Date Prepared	Date Analyzed	LCS/LCSD Batch Number
097-01-003-10,906	Aqueous	ICP 5300	08/24/10	08/24/10	100824LA5

Parameter	LCS %REC	LCSD %REC	%REC CL	RPD	RPD CL	Qualifiers
Iron	101	99	80-120	2	0-20	

RPD - Relative Percent Difference , CL - Control Limit





Quality Control - LCS/LCS Duplicate



Delta Environmental Consultants, Inc.
312 Piercy Rd.
San Jose, CA 95138-1401

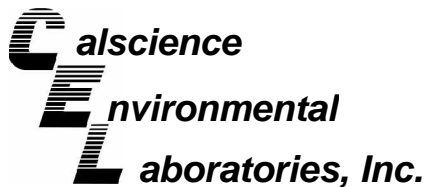
Date Received: N/A
Work Order No: 10-08-0994
Preparation: N/A
Method: EPA 300.0

Project: 3790 Hopyard Rd., Pleasanton, CA

Quality Control Sample ID	Matrix	Instrument	Date Prepared	Date Analyzed	LCS/LCSD Batch Number
099-12-906-1,202	Aqueous	IC 9	N/A	08/16/10	100816L02

<u>Parameter</u>	<u>LCS %REC</u>	<u>LCSD %REC</u>	<u>%REC CL</u>	<u>RPD</u>	<u>RPD CL</u>	<u>Qualifiers</u>
Sulfate	104	104	90-110	1	0-15	

RPD - Relative Percent Difference , CL - Control Limit



Quality Control - LCS/LCS Duplicate



Delta Environmental Consultants, Inc.
312 Piercy Rd.
San Jose, CA 95138-1401

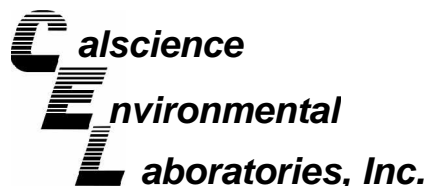
Date Received: N/A
Work Order No: 10-08-0994
Preparation: N/A
Method: EPA 300.0

Project: 3790 Hopyard Rd., Pleasanton, CA

Quality Control Sample ID	Matrix	Instrument	Date Prepared	Date Analyzed	LCS/LCSD Batch Number
099-12-906-1,209	Aqueous	IC 9	N/A	08/24/10	100824L01

<u>Parameter</u>	<u>LCS %REC</u>	<u>LCSD %REC</u>	<u>%REC CL</u>	<u>RPD</u>	<u>RPD CL</u>	<u>Qualifiers</u>
Sulfate	102	102	90-110	0	0-15	

RPD - Relative Percent Difference , CL - Control Limit



Quality Control - LCS/LCS Duplicate



Delta Environmental Consultants, Inc.
312 Piercy Rd.
San Jose, CA 95138-1401

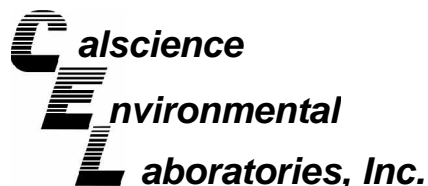
Date Received: N/A
Work Order No: 10-08-0994
Preparation: EPA 5030B
Method: LUFT GC/MS / EPA 8260B

Project: 3790 Hopyard Rd., Pleasanton, CA

Quality Control Sample ID	Matrix	Instrument	Date Prepared	Date Analyzed	LCS/LCSD Batch Number
099-12-767-4,473	Aqueous	GC/MS QQ	08/17/10	08/18/10	100817L02

Parameter	LCS %REC	LCSD %REC	%REC CL	RPD	RPD CL	Qualifiers
Benzene	96	94	80-120	1	0-20	
Ethylbenzene	107	106	80-123	2	0-20	
Toluene	95	94	80-120	1	0-20	
Methyl-t-Butyl Ether (MTBE)	96	99	75-123	2	0-25	
Tert-Butyl Alcohol (TBA)	90	97	72-126	7	0-20	
Diisopropyl Ether (DIPE)	93	93	75-129	0	0-22	
Ethyl-t-Butyl Ether (ETBE)	98	99	76-124	1	0-20	
Tert-Amyl-Methyl Ether (TAME)	104	104	79-121	0	0-20	
Ethanol	91	85	53-143	7	0-25	
TPPH	99	97	65-135	1	0-30	

RPD - Relative Percent Difference , CL - Control Limit



Quality Control - LCS/LCS Duplicate



Delta Environmental Consultants, Inc.
312 Piercy Rd.
San Jose, CA 95138-1401


Date Received: N/A
Work Order No: 10-08-0994
Preparation: EPA 5030B
Method: LUFT GC/MS / EPA 8260B

Project: 3790 Hopyard Rd., Pleasanton, CA

Quality Control Sample ID	Matrix	Instrument	Date Prepared	Date Analyzed	LCS/LCSD Batch Number
099-12-767-4,475	Aqueous	GC/MS QQ	08/18/10	08/18/10	100818L01

<u>Parameter</u>	<u>LCS %REC</u>	<u>LCSD %REC</u>	<u>%REC CL</u>	<u>RPD</u>	<u>RPD CL</u>	<u>Qualifiers</u>
Benzene	97	97	80-120	0	0-20	
Ethylbenzene	108	107	80-123	0	0-20	
Toluene	96	96	80-120	0	0-20	
Methyl-t-Butyl Ether (MTBE)	105	101	75-123	4	0-25	
Tert-Butyl Alcohol (TBA)	95	105	72-126	10	0-20	
Diisopropyl Ether (DIPE)	98	94	75-129	3	0-22	
Ethyl-t-Butyl Ether (ETBE)	104	101	76-124	2	0-20	
Tert-Amyl-Methyl Ether (TAME)	110	112	79-121	2	0-20	
Ethanol	86	105	53-143	21	0-25	
TPPH	97	94	65-135	2	0-30	

RPD - Relative Percent Difference , CL - Control Limit



Glossary of Terms and Qualifiers



Work Order Number: 10-08-0994

<u>Qualifier</u>	<u>Definition</u>
*	See applicable analysis comment.
<	Less than the indicated value.
>	Greater than the indicated value.
1	Surrogate compound recovery was out of control due to a required sample dilution, therefore, the sample data was reported without further clarification.
2	Surrogate compound recovery was out of control due to matrix interference. The associated method blank surrogate spike compound was in control and, therefore, the sample data was reported without further clarification.
3	Recovery of the Matrix Spike (MS) or Matrix Spike Duplicate (MSD) compound was out of control due to matrix interference. The associated LCS and/or LCSD was in control and, therefore, the sample data was reported without further clarification.
4	The MS/MSD RPD was out of control due to matrix interference. The LCS/LCSD RPD was in control and, therefore, the sample data was reported without further clarification.
5	The PDS/PDSD or PES/PESD associated with this batch of samples was out of control due to a matrix interference effect. The associated batch LCS/LCSD was in control and, hence, the associated sample data was reported without further clarification.
B	Analyte was present in the associated method blank.
E	Concentration exceeds the calibration range.
J	Analyte was detected at a concentration below the reporting limit and above the laboratory method detection limit. Reported value is estimated.
ME	LCS Recovery Percentage is within LCS ME Control Limit range.
ND	Parameter not detected at the indicated reporting limit.
Q	Spike recovery and RPD control limits do not apply resulting from the parameter concentration in the sample exceeding the spike concentration by a factor of four or greater.
X	% Recovery and/or RPD out-of-range.
Z	Analyte presence was not confirmed by second column or GC/MS analysis. Solid - Unless otherwise indicated, solid sample data is reported on a wet weight basis, not corrected for % moisture.



LAB (LOCATION)

- CALSCIENCE ()
- SPL ()
- XENCO ()
- TEST AMERICA ()
- OTHER ()



Shell Oil Products Chain Of Custody Record

Please Check Appropriate Box:

<input type="checkbox"/> ENV. SERVICES	<input type="checkbox"/> MOTIVA RETAIL	<input type="checkbox"/> SHELL RETAIL
<input type="checkbox"/> MOTIVA SD&CM	<input checked="" type="checkbox"/> CONSULTANT	<input type="checkbox"/> LUBES
<input type="checkbox"/> SHELL PIPELINE	<input type="checkbox"/> OTHER _____	

Print Bill To Contact Name: Angela Pico

INCIDENT # (ENV SERVICES): 9 8 9 9 5 8 4 2

PO # _____ **SAP #** _____

CHECK IF NO INCIDENT # APPLIES

DATE: 8/10/10

PAGE: 1 of 1

SAMPLING COMPANY: Delta Consultants

ADDRESS: 312 Piercy Road, San Jose, CA 95138

REGINA BUSSARD

TELEPHONE: 408-826-1875 FAX: 408-225-8506 E-MAIL: RBussard@deltaenv.com

LOG CODE: _____

SITE ADDRESS: 3790 Hopyard Road; Pleasanton CA 94566

EDF DELIVERABLE TO: Angela Pico

PHONE NO.: 408-826-1876 E-MAIL: apico@deltaenv.com

CONSULTANT PROJECT NO.: SCA6251H1D

TURNAROUND TIME (CALENDAR DAYS): STANDARD (14 DAY) 5 DAYS 3 DAYS 2 DAYS 24 HOURS RESULTS NEEDED ON WEEKEND

LA - RWQCB REPORT FORMAT UST AGENCY:

LAB USE ONLY: 10-08-0994

REQUESTED ANALYSIS

Gasoline Hydrocarbons					Sulfate Indicators			Waste Characterization		TEMPERATURE ON RECEIPT °C
TPH-Gasoline (8260B)	BTEX (8260B)	Fuel Oxy. ethanol (8260B)			Sulfate	Ferrous Iron	Ferric Iron			

SPECIAL INSTRUCTIONS OR NOTES :

- SHELL CONTRACT RATE APPLIES
- STATE REIMBURSEMENT RATE APPLIES
- EDD NOT NEEDED
- RECEIPT VERIFICATION REQUESTED

LAB USE ONLY	Field Sample Identification			SAMPLING		PRESERVATIVE					NO. OF CONT.	Gasoline Hydrocarbons			Sulfate Indicators			Waste Characterization		TEMPERATURE ON RECEIPT °C	Container PID Readings or Laboratory Notes
	DATE	TIME	MATRIX	HCL	HN03	H2SO4	NONE	OTHER	TPH-Gasoline (8260B)	BTEX (8260B)		Fuel Oxy. ethanol (8260B)	pH	Sulfate	Ferrous Iron	Ferric Iron					
1	S-6	8/10/10	0930	W	4	1		1	6	X	X	X	7.47	X	4.6	X					
2	S-3		1020	W	4	1		1	6	X	X	X	7.4	X	1.0	X					
3	S-4		1108	W	4	1		1	6	X	X	X	7.51	X	4.8	X					
4	SR-2		1120	W	4	1		1	6	X	X	X	7.52	X	2.0	X					
5	S-2		1150	W	4	1		1	6	X	X	X	7.62	X	4.6	X					
6	SR-3		1210	W	4	1		1	6	X	X	X	7.48	X	4.4	X					

Relinquished by: (Signature) <i>Sara Schley</i>	Received by: (Signature) _____	Date: _____	Time: _____
Relinquished by: (Signature) _____	Received by: (Signature) _____	Date: _____	Time: _____
Relinquished by: (Signature) _____	Received by: (Signature) <i>W. P. Parks</i>	Date: 8/12/10	Time: 1030

0994

10/10
 Delta
 12
 ZIP CODE 9513
 PHONE NUMBER (626) 290-9000
 STE/ROOM
 ZIP CODE 92841
 PHONE NUMBER 714-995-5494
 LINCOLN WAY
 GROVE
 INTERNAL BILLING
 PRICE WILL APPEAR
 ON INVOICE

GSO
 GOLDEN STATE OVERNIGHT
 1-800-322-5555
 WWW.GSO.COM

SHIPPING AIR BILL

PACKAGE INFORMATION

LETTER (MAX 8 OZ)

PACKAGE (WT) _____

DECLARED VALUE \$ _____

CASH AMOUNT \$ _____
(CASH NOT ACCEPTED)

PACKAGE LABEL

DELIVERY SERVICE **PRIORITY OVERNIGHT BY 10:30 AM** **EARLY PRIORITY BY 8:00 AM** **SATURDAY DELIVERY**

*DELIVERY TIMES MAY BE LATER IN SOME AREAS • CONSULT YOUR SERVICE GUIDE OR CALL GOLDEN STATE OVERNIGHT.

6 RELEASE SIGNATURE _____
SIGN TO AUTHORIZE DELIVERY WITHOUT OBTAINING SIGNATURE

7 _____

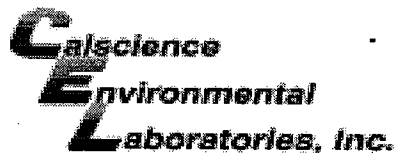
8 PICK UP INFORMATION TIME _____ DRIVER # _____ ROUTE # _____

9 GSO TRACKING NUMBER 106193807

PEEL OFF HERE



106193807



WORK ORDER #: 10-08-0994

SAMPLE RECEIPT FORM

Cooler 1 of 1

CLIENT: Delta

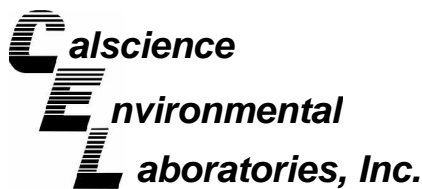
DATE: 08/12/10

TEMPERATURE: Thermometer ID: SC1 (Criteria: 0.0°C - 6.0°C, not frozen)
Temperature 3.4 °C + 0.5 °C (CF) = 3.9 °C
Blank Sample
Sample(s) outside temperature criteria (PM/APM contacted by:)
Sample(s) outside temperature criteria but received on ice/chilled on same day of sampling.
Received at ambient temperature, placed on ice for transport by Courier.
Ambient Temperature: Air Filter Metals Only PCBs Only
Initial: JP

CUSTODY SEALS INTACT:
Cooler No (Not Intact) Not Present N/A
Sample No (Not Intact) Not Present
Initial: JP
Initial: WSC

SAMPLE CONDITION:
Chain-Of-Custody (COC) document(s) received with samples...
COC document(s) received complete...
Collection date/time, matrix, and/or # of containers logged in based on sample labels.
No analysis requested. Not relinquished. No date/time relinquished.
Sampler's name indicated on COC...
Sample container label(s) consistent with COC...
Sample container(s) intact and good condition...
Proper containers and sufficient volume for analyses requested...
Analyses received within holding time...
pH / Residual Chlorine / Dissolved Sulfide received within 24 hours...
Proper preservation noted on COC or sample container...
Unpreserved vials received for Volatiles analysis
Volatile analysis container(s) free of headspace...
Tedlar bag(s) free of condensation...

CONTAINER TYPE:
Solid: 4ozCGJ 8ozCGJ 16ozCGJ Sleeve () EnCores TerraCores
Water: VOA VOA⁴h VOAna₂ 125AGB 125AGBh 125AGBp 1AGB 1AGBna₂ 1AGBs
500AGB 500AGJ 500AGJs 250AGB 250CGB 250CGBs 1PB 500PB 500PBna
250PB 250PBn 125PB 125PBz_{na} 100PJ 100PJna₂
Air: Tedlar Summa Other: Trip Blank Lot#: Labeled/Checked by: WSC
Container: C: Clear A: Amber P: Plastic G: Glass J: Jar B: Bottle Z: Ziploc/Resealable Bag E: Envelope Reviewed by: DC
Preservative: h: HCL n: HNO₃ na₂: Na₂S₂O₃ na: NaOH p: H₃PO₄ s: H₂SO₄ z_{na}: ZnAc₂+NaOH f: Field-filtered Scanned by: WSC



August 24, 2010

Regina Bussard
Delta Environmental Consultants, Inc.
312 Piercy Rd.
San Jose, CA 95138-1401

Subject: **CalScience Work Order No.: 10-08-1083**
Client Reference: 3790 Hopyard Rd., Pleasanton, CA

Dear Client:

Enclosed is an analytical report for the above-referenced project. The samples included in this report were received 8/13/2010 and analyzed in accordance with the attached chain-of-custody.

CalScience Environmental Laboratories certifies that the test results provided in this report meet all NELAC requirements for parameters for which accreditation is required or available. Any exceptions to NELAC requirements are noted in the case narrative. The original report of subcontracted analysis, if any, is provided herein, and follows the standard CalScience data package. The results in this analytical report are limited to the samples tested and any reproduction thereof must be made in its entirety.

If you have any questions regarding this report, please do not hesitate to contact the undersigned.

Sincerely,

A handwritten signature in black ink, appearing to read "Xuan H. Dang" with a stylized flourish at the end.

CalScience Environmental
Laboratories, Inc.
Xuan H. Dang
Project Manager

Analytical Report



Delta Environmental Consultants, Inc.
312 Piercy Rd.
San Jose, CA 95138-1401

Date Received: 08/13/10
Work Order No: 10-08-1083
Preparation: N/A
Method: EPA 300.0

Project: 3790 Hopyard Rd., Pleasanton, CA

Page 1 of 1

Client Sample Number	Lab Sample Number	Date/Time Collected	Matrix	Instrument	Date Prepared	Date/Time Analyzed	QC Batch ID
S-2	10-08-1083-1-A	08/11/10 16:15	Aqueous	IC 9	N/A	08/17/10 02:16	100816L02

<u>Parameter</u>	<u>Result</u>	<u>RL</u>	<u>DF</u>	<u>Qual</u>	<u>Units</u>
Sulfate	62000	2000	2000		mg/L

S-4	10-08-1083-2-A	08/11/10 16:30	Aqueous	IC 9	N/A	08/17/10 02:31	100816L02
-----	----------------	-------------------	---------	------	-----	-------------------	-----------

<u>Parameter</u>	<u>Result</u>	<u>RL</u>	<u>DF</u>	<u>Qual</u>	<u>Units</u>
Sulfate	13000	500	500		mg/L

Method Blank	099-12-906-1,202	N/A	Aqueous	IC 9	N/A	08/16/10 19:20	100816L02
--------------	------------------	-----	---------	------	-----	-------------------	-----------

<u>Parameter</u>	<u>Result</u>	<u>RL</u>	<u>DF</u>	<u>Qual</u>	<u>Units</u>
Sulfate	ND	1.0	1		mg/L

RL - Reporting Limit , DF - Dilution Factor , Qual - Qualifiers



Quality Control - Spike/Spike Duplicate



Delta Environmental Consultants, Inc.
312 Piercy Rd.
San Jose, CA 95138-1401

Date Received: 08/13/10
Work Order No: 10-08-1083
Preparation: N/A
Method: EPA 300.0

Project 3790 Hopyard Rd., Pleasanton, CA

Quality Control Sample ID	Matrix	Instrument	Date Prepared	Date Analyzed	MS/MSD Batch Number
10-08-1042-1	Aqueous	IC 9	N/A	08/17/10	100816S02

<u>Parameter</u>	<u>MS %REC</u>	<u>MSD %REC</u>	<u>%REC CL</u>	<u>RPD</u>	<u>RPD CL</u>	<u>Qualifiers</u>
Sulfate	106	106	80-120	0	0-20	

RPD - Relative Percent Difference , CL - Control Limit



Quality Control - LCS/LCS Duplicate



Delta Environmental Consultants, Inc.
312 Piercy Rd.
San Jose, CA 95138-1401

Date Received: N/A
Work Order No: 10-08-1083
Preparation: N/A
Method: EPA 300.0

Project: 3790 Hopyard Rd., Pleasanton, CA

Quality Control Sample ID	Matrix	Instrument	Date Prepared	Date Analyzed	LCS/LCSD Batch Number
099-12-906-1,202	Aqueous	IC 9	N/A	08/16/10	100816L02

<u>Parameter</u>	<u>LCS %REC</u>	<u>LCSD %REC</u>	<u>%REC CL</u>	<u>RPD</u>	<u>RPD CL</u>	<u>Qualifiers</u>
Sulfate	104	104	90-110	1	0-15	

RPD - Relative Percent Difference , CL - Control Limit

Work Order Number: 10-08-1083

<u>Qualifier</u>	<u>Definition</u>
*	See applicable analysis comment.
<	Less than the indicated value.
>	Greater than the indicated value.
1	Surrogate compound recovery was out of control due to a required sample dilution, therefore, the sample data was reported without further clarification.
2	Surrogate compound recovery was out of control due to matrix interference. The associated method blank surrogate spike compound was in control and, therefore, the sample data was reported without further clarification.
3	Recovery of the Matrix Spike (MS) or Matrix Spike Duplicate (MSD) compound was out of control due to matrix interference. The associated LCS and/or LCSD was in control and, therefore, the sample data was reported without further clarification.
4	The MS/MSD RPD was out of control due to matrix interference. The LCS/LCSD RPD was in control and, therefore, the sample data was reported without further clarification.
5	The PDS/PDSD or PES/PESD associated with this batch of samples was out of control due to a matrix interference effect. The associated batch LCS/LCSD was in control and, hence, the associated sample data was reported without further clarification.
B	Analyte was present in the associated method blank.
E	Concentration exceeds the calibration range.
J	Analyte was detected at a concentration below the reporting limit and above the laboratory method detection limit. Reported value is estimated.
ME	LCS Recovery Percentage is within LCS ME Control Limit range.
ND	Parameter not detected at the indicated reporting limit.
Q	Spike recovery and RPD control limits do not apply resulting from the parameter concentration in the sample exceeding the spike concentration by a factor of four or greater.
X	% Recovery and/or RPD out-of-range.
Z	Analyte presence was not confirmed by second column or GC/MS analysis. Solid - Unless otherwise indicated, solid sample data is reported on a wet weight basis, not corrected for % moisture.



LAB (LOCATION)



Shell Oil Products Chain Of Custody Record

- CALSCIENCE ()
- SPL ()
- XENCO ()
- TEST AMERICA ()
- OTHER ()

Please Check Appropriate Box:

<input type="checkbox"/> ENV. SERVICES	<input type="checkbox"/> MOTIVA RETAIL	<input type="checkbox"/> SHELL RETAIL
<input type="checkbox"/> MOTIVA SD&CM	<input checked="" type="checkbox"/> CONSULTANT	<input type="checkbox"/> LUBES
<input type="checkbox"/> SHELL PIPELINE	<input type="checkbox"/> OTHER _____	

Print Bill To Contact Name: Angela Pico

INCIDENT # (ENV SERVICES): 9 8 9 9 5 8 4 2

PO # _____ SAP # _____

DATE: 8-11-10

PAGE: 1 of 1

SAMPLING COMPANY: Delta Consultants

ADDRESS: 312 Piercy Road, San Jose, CA 95138

PROJECT CONTACT (Hardcopy or PDF Report to): Regina Bussard

TELEPHONE: 408-826-1875 FAX: 408-225-8506 E-MAIL: RBussard@deltaenv.com

SITE ADDRESS: Street and City: 3790 Hopyard Road; Pleasanton

State: CA GLOBAL ID NO.: T0600101257

EDF DELIVERABLE TO (Name, Company, Office Location): Angela Pico

PHONE NO.: 408-826-1876 E-MAIL: apico@deltaenv.com

CONSULTANT PROJECT NO.: SCA5251H1D

Sampler Name: Sara Sichley

LAB USE ONLY: 08-1082

TURNAROUND TIME (CALENDAR DAYS):

STANDARD (14 DAY) 5 DAYS 3 DAYS 2 DAYS 24 HOURS RESULTS NEEDED ON WEEKEND

REQUESTED ANALYSIS

LA - RWQCB REPORT FORMAT UST AGENCY:

Gasoline Hydrocarbons Sulfate Indicators Waste Characterization

SPECIAL INSTRUCTIONS OR NOTES :

SHELL CONTRACT RATE APPLIES

STATE REIMBURSEMENT RATE APPLIES

EDD NOT NEEDED

RECEIPT VERIFICATION REQUESTED

LAB USE ONLY	Field Sample Identification		SAMPLING		MATRIX	PRESERVATIVE					NO. OF CONT.	TEMPERATURE ON RECEIPT °C				
			DATE	TIME		HCL	HN03	H2SO4	NONE	OTHER		Container PID Readings or Laboratory Notes				
	1	S-2	8-11-10	16:15	WATER				X							
2	S-4	8-11-10	16:30	WATER				X								

TPH-Gasoline (8260B)	BTEX (8260B)	Fuel Oxy. ethanol (8260B)	pH	Sulfate	Sulfate Indicators		Waste Characterization	
					Ferrous Iron	Ferric Iron		
				X				

Relinquished by: (Signature) <i>Joe Duman / DELTA</i>	Received by: (Signature) _____	Date: 8-12-10	Time: 11:00 AM
Relinquished by: (Signature) _____	Received by: (Signature) <i>[Signature]</i>	Date: 8/13/10	Time: 1000
Relinquished by: (Signature) _____	Received by: (Signature) _____	Date: _____	Time: _____

05/2006 Revision

1083

DATE 8-12-2013

COMPANY DENTA CONSULTANTS 9255

ADDRESS 300 PIERCE RD

ADDRESS

CITY SAN JOSE

SENDER'S NAME JOE WILLIAMS

STE/ROOM

ZIP CODE 95128

PHONE NUMBER 408-826-1864

COMPANY CAL SCIENCE

NAME

PHONE NUMBER 714-895-5494

ADDRESS 7400 LINCOLN WAY

ADDRESS

CITY GARDEN GROVE

STE/ROOM

ZIP CODE 92841

YOUR INTERNAL BILLING REFERENCE WILL APPEAR ON YOUR INVOICE SCA 3790 MID

SPECIAL INSTRUCTIONS



SHIPPING AIR BILL

4 PACKAGE INFORMATION

LETTER (MAX 11x14)

PACKAGE (WT) _____

DECLARED VALUE \$ _____

COD AMOUNT \$ _____
(CASH NOT ACCEPTED)

PACKAGE LABEL

5 DELIVERY SERVICE PRIORITY OVERNIGHT BY 10:30 AM EARLY PRIORITY BY 8:00 AM SATURDAY DELIVERY

*DELIVERY TIMES MAY BE LATER IN SOME AREAS • CONSULT YOUR SERVICE GUIDE OR CALL GOLDEN STATE OVERNIGHT.

6 RELEASE SIGNATURE _____
SIGN TO AUTHORIZE DELIVERY WITH THE NAME OF THE SIGNATURE

7 _____

8 PICK UP INFORMATION

TIME _____ DRIVER # _____ ROUTE # _____

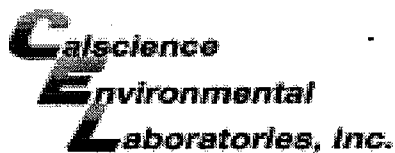
106280221

PEEL OFF HERE



106280221

9 GSO TRACKING NUMBER



WORK ORDER #: 10-08-1083

SAMPLE RECEIPT FORM

Cooler 1 of 1

CLIENT: Delta

DATE: 08/13/10

TEMPERATURE: Thermometer ID: SC1 (Criteria: 0.0°C - 6.0°C, not frozen)

Temperature 2.6 °C + 0.5°C (CF) = 3.1 °C [x] Blank [] Sample

- [] Sample(s) outside temperature criteria (PM/APM contacted by: _____).
[] Sample(s) outside temperature criteria but received on ice/chilled on same day of sampling.

[] Received at ambient temperature, placed on ice for transport by Courier.

Ambient Temperature: [] Air [] Filter [] Metals Only [] PCBs Only

Initial: JP

CUSTODY SEALS INTACT:

- [] Cooler [] _____ [] No (Not Intact) [x] Not Present [] N/A
[] Sample [] _____ [] No (Not Intact) [x] Not Present

Initial: JP

Initial: WSC

SAMPLE CONDITION:

Table with 4 columns: Item, Yes, No, N/A. Rows include Chain-Of-Custody (COC) document(s) received with samples, COC document(s) received complete, Collection date/time, matrix, and/or # of containers logged in based on sample labels, Sampler's name indicated on COC, Sample container label(s) consistent with COC, Sample container(s) intact and good condition, Proper containers and sufficient volume for analyses requested, Analyses received within holding time, pH / Residual Chlorine / Dissolved Sulfide received within 24 hours, Proper preservation noted on COC or sample container, Volatile analysis container(s) free of headspace, Tedlar bag(s) free of condensation.

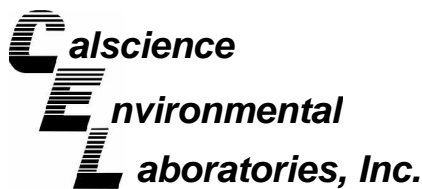
CONTAINER TYPE:

- Solid: [] 4ozCGJ [] 8ozCGJ [] 16ozCGJ [] Sleeve (____) [] EnCores® [] TerraCores® [] _____
Water: [] VOA [] VOAh [] VOAna2 [] 125AGB [] 125AGBh [] 125AGBp [] 1AGB [] 1AGBna2 [] 1AGBs
[] 500AGB [] 500AGJ [] 500AGJs [] 250AGB [] 250CGB [] 250CGBs [] 1PB [] 500PB [] 500PBna
[x] 250PB [] 250PBn [] 125PB [] 125PBzanna [] 100PJ [] 100PJna2 [] _____ [] _____ [] _____

Air: [] Tedlar® [] Summa® Other: [] _____ Trip Blank Lot#: _____ Labeled/Checked by: WSC

Container: C: Clear A: Amber P: Plastic G: Glass J: Jar B: Bottle Z: Ziploc/Resealable Bag E: Envelope Reviewed by: WSC

Preservative: h: HCL n: HNO3 na2: Na2S2O3 na: NaOH p: H3PO4 s: H2SO4 zanna: ZnAc2+NaOH f: Field-filtered Scanned by: WSC



September 08, 2010

Regina Bussard
Delta Environmental Consultants, Inc.
312 Piercy Rd.
San Jose, CA 95138-1401

Subject: **CalScience Work Order No.: 10-08-2149**
Client Reference: 3790 Hopyard Rd., Pleasanton, CA

Dear Client:

Enclosed is an analytical report for the above-referenced project. The samples included in this report were received 8/27/2010 and analyzed in accordance with the attached chain-of-custody.

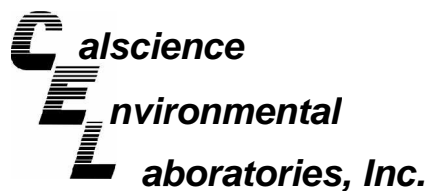
CalScience Environmental Laboratories certifies that the test results provided in this report meet all NELAC requirements for parameters for which accreditation is required or available. Any exceptions to NELAC requirements are noted in the case narrative. The original report of subcontracted analysis, if any, is provided herein, and follows the standard CalScience data package. The results in this analytical report are limited to the samples tested and any reproduction thereof must be made in its entirety.

If you have any questions regarding this report, please do not hesitate to contact the undersigned.

Sincerely,

A handwritten signature in black ink, appearing to read "Xuan H. Dang" with a stylized flourish at the end.

CalScience Environmental
Laboratories, Inc.
Xuan H. Dang
Project Manager



Analytical Report



Delta Environmental Consultants, Inc.
312 Piercy Rd.
San Jose, CA 95138-1401

Date Received: 08/27/10
Work Order No: 10-08-2149
Preparation: N/A
Method: EPA 300.0

Project: 3790 Hopyard Rd., Pleasanton, CA

Page 1 of 1

Client Sample Number	Lab Sample Number	Date/Time Collected	Matrix	Instrument	Date Prepared	Date/Time Analyzed	QC Batch ID
S-4	10-08-2149-1-A	08/26/10 10:20	Aqueous	IC 9	N/A	08/27/10 18:45	100827L01

Parameter	Result	RL	DF	Qual	Units
Sulfate	7700	200	200		mg/L

SR-2	10-08-2149-2-A	08/26/10 10:25	Aqueous	IC 9	N/A	08/27/10 19:00	100827L01
------	----------------	-------------------	---------	------	-----	-------------------	-----------

Parameter	Result	RL	DF	Qual	Units
Sulfate	7.2	1.0	1		mg/L

S-2	10-08-2149-3-A	08/26/10 10:40	Aqueous	IC 9	N/A	08/27/10 19:15	100827L01
-----	----------------	-------------------	---------	------	-----	-------------------	-----------

Parameter	Result	RL	DF	Qual	Units
Sulfate	5100	100	100		mg/L

SR-3	10-08-2149-4-A	08/26/10 10:50	Aqueous	IC 9	N/A	08/27/10 19:46	100827L01
------	----------------	-------------------	---------	------	-----	-------------------	-----------

Comment(s): -The reporting limit is elevated resulting from matrix interference.

Parameter	Result	RL	DF	Qual	Units
Sulfate	ND	5.0	5		mg/L

Method Blank	099-12-906-1,235	N/A	Aqueous	IC 9	N/A	08/27/10 12:35	100827L01
--------------	------------------	-----	---------	------	-----	-------------------	-----------

Parameter	Result	RL	DF	Qual	Units
Sulfate	ND	1.0	1		mg/L

RL - Reporting Limit , DF - Dilution Factor , Qual - Qualifiers



Quality Control - Spike/Spike Duplicate



Delta Environmental Consultants, Inc.
312 Piercy Rd.
San Jose, CA 95138-1401

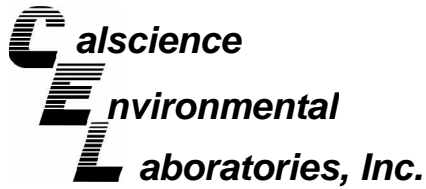
Date Received: 08/27/10
Work Order No: 10-08-2149
Preparation: N/A
Method: EPA 300.0

Project 3790 Hopyard Rd., Pleasanton, CA

Quality Control Sample ID	Matrix	Instrument	Date Prepared	Date Analyzed	MS/MSD Batch Number
S-4	Aqueous	IC 9	N/A	08/28/10	100827S01

Parameter	MS %REC	MSD %REC	%REC CL	RPD	RPD CL	Qualifiers
Sulfate	110	111	80-120	0	0-20	

RPD - Relative Percent Difference , CL - Control Limit



Quality Control - LCS/LCS Duplicate



Delta Environmental Consultants, Inc.
312 Piercy Rd.
San Jose, CA 95138-1401

Date Received: N/A
Work Order No: 10-08-2149
Preparation: N/A
Method: EPA 300.0

Project: 3790 Hopyard Rd., Pleasanton, CA

Quality Control Sample ID	Matrix	Instrument	Date Prepared	Date Analyzed	LCS/LCSD Batch Number
099-12-906-1,235	Aqueous	IC 9	N/A	08/27/10	100827L01

<u>Parameter</u>	<u>LCS %REC</u>	<u>LCSD %REC</u>	<u>%REC CL</u>	<u>RPD</u>	<u>RPD CL</u>	<u>Qualifiers</u>
Sulfate	104	102	90-110	2	0-15	

RPD - Relative Percent Difference , CL - Control Limit

Work Order Number: 10-08-2149

<u>Qualifier</u>	<u>Definition</u>
*	See applicable analysis comment.
<	Less than the indicated value.
>	Greater than the indicated value.
1	Surrogate compound recovery was out of control due to a required sample dilution, therefore, the sample data was reported without further clarification.
2	Surrogate compound recovery was out of control due to matrix interference. The associated method blank surrogate spike compound was in control and, therefore, the sample data was reported without further clarification.
3	Recovery of the Matrix Spike (MS) or Matrix Spike Duplicate (MSD) compound was out of control due to matrix interference. The associated LCS and/or LCSD was in control and, therefore, the sample data was reported without further clarification.
4	The MS/MSD RPD was out of control due to matrix interference. The LCS/LCSD RPD was in control and, therefore, the sample data was reported without further clarification.
5	The PDS/PDSD or PES/PESD associated with this batch of samples was out of control due to a matrix interference effect. The associated batch LCS/LCSD was in control and, hence, the associated sample data was reported without further clarification.
B	Analyte was present in the associated method blank.
E	Concentration exceeds the calibration range.
J	Analyte was detected at a concentration below the reporting limit and above the laboratory method detection limit. Reported value is estimated.
ME	LCS Recovery Percentage is within LCS ME Control Limit range.
ND	Parameter not detected at the indicated reporting limit.
Q	Spike recovery and RPD control limits do not apply resulting from the parameter concentration in the sample exceeding the spike concentration by a factor of four or greater.
X	% Recovery and/or RPD out-of-range.
Z	Analyte presence was not confirmed by second column or GC/MS analysis. Solid - Unless otherwise indicated, solid sample data is reported on a wet weight basis, not corrected for % moisture.



LAB (LOCATION)



Shell Oil Products Chain Of Custody Record

- CALSCIENCE ()
- SPL ()
- XENCO ()
- TEST AMERICA ()
- OTHER ()

Please Check Appropriate Box:

<input type="checkbox"/> ENV. SERVICES	<input type="checkbox"/> MOTIVA RETAIL	<input type="checkbox"/> SHELL RETAIL
<input type="checkbox"/> MOTIVA SD&CM	<input checked="" type="checkbox"/> CONSULTANT	<input type="checkbox"/> LUBES
<input type="checkbox"/> SHELL PIPELINE	<input type="checkbox"/> OTHER _____	

Print Bill To Contact Name: Regina Bussard

INCIDENT # (ENV SERVICES): 9 8 9 9 5 8 4 2

PO # _____

SAP # _____

DATE: 8/26/10

PAGE: 1 of 1

SAMPLING COMPANY: Delta Consultants

ADDRESS: 312 Piercy Road, San Jose, CA 95138

PROJECT CONTACT (Hardcopy or PDF Report to): Regina Bussard

TELEPHONE: 408-826-1875 FAX: 408-225-8506 E-MAIL: RBussard@deltaenv.com

SITE ADDRESS: 3790 Hopyard Road; Pleasanton CA

GLOBAL ID NO.: T0600101257

EDF DELIVERABLE TO (Name, Company, Office Location): Angela Pico

PHONE NO.: 408-826-1862

E-MAIL: apico@deltaenv.com

CONSULTANT PROJECT NO.: SCA3790H1D

LAB USE ONLY: 08-2149

TURNAROUND TIME (CALENDAR DAYS):

STANDARD (14 DAY) 5 DAYS 3 DAYS 2 DAYS 24 HOURS

LA - RWQCB REPORT FORMAT UST AGENCY:

REQUESTED ANALYSIS

Gasoline Hydrocarbons	Sulfate Indicators	Waste Characterization	TEMPERATURE ON RECEIPT °C
-----------------------	--------------------	------------------------	---------------------------

SPECIAL INSTRUCTIONS OR NOTES :

SHELL CONTRACT RATE APPLIES

STATE REIMBURSEMENT RATE APPLIES

EDD NOT NEEDED

RECEIPT VERIFICATION REQUESTED

LAB USE ONLY	Field Sample Identification	SAMPLING		MATRIX	PRESERVATIVE					NO. OF CONT.	Gasoline Hydrocarbons			Sulfate Indicators			Waste Characterization	TEMPERATURE ON RECEIPT °C	
		DATE	TIME		HCL	HNO3	H2SO4	NONE	OTHER		TPH-Gasoline (8260B)	BTEX (8260B)	MTBE (8260B)	pH	Sulfate	Ferrous Iron			Ferric Iron
	1 S-4	8/26/10	10:20	Water															
	2 SR-2		10:25	Water															
	3 S-2		10:30	Water															
	4 SR-3		10:50	Water															

Relinquished by: (Signature)	Received by: (Signature)	Date:	Time:
<i>[Signature]</i>	<i>[Signature]</i>	8/26/10	
Relinquished by: (Signature)	Received by: (Signature)	Date:	Time:
	<i>[Signature]</i>	8/27/10	1000
Relinquished by: (Signature)	Received by: (Signature)	Date:	Time:

2149

8/26/10
 SHIPPERS GSO ACCOUNT NO. 9255
 COMPANY Delta
 ADDRESS 372 Pacey Rd
 ADDRESS San Jose STE/ROOM
 ZIP CODE 95138
 SENDERS NAME PHONE NUMBER 408826-1872
 COMPANY CAL SCIENCE
 NAME PHONE NUMBER 714.895.5494
 ADDRESS 7100 LINCOLN WAY
 ADDRESS STE/ROOM
 CITY GARDEN GROVE ZIP CODE 92841
 OUR INTERNAL BILLING REFERENCE WILL APPEAR ON YOUR INVOICE

GSO GOLDEN STATE OVERNIGHT
 1-800-322-5555
 www.gso.com

SHIPPING AIR BILL

4 PACKAGE INFORMATION
 LETTER (MAX 8 OZ)
 PACKAGE (WT) _____
 DECLARED VALUE \$ _____
 COD AMOUNT \$ _____ (CASH NOT ACCEPTED)

5 DELIVERY SERVICE PRIORITY OVERNIGHT BY 10:30 AM EARLY PRIORITY BY 8:00 AM SATURDAY DELIVERY

*DELIVERY TIMES MAY BE LATER IN SOME AREAS. CONSULT YOUR SERVICE GUIDE OR CALL GOLDEN STATE OVERNIGHT.

6 RELEASE SIGNATURE _____
SIGN TO AUTHORIZE DELIVERY WITHOUT OBTAINING SIGNATURE

7 CREDIT CARD M/C VISA AM EX CREDIT CARD NUMBER _____ EXP. DATE _____

8 PICK UP INFORMATION
 TIME 105866711 DRIVER # _____ ROUTE # _____

9 GSO TRACKING NUMBER 105866711


105866711

GSO COPY

ORC

GSO
 GOLDEN STATE OVERNIGHT
 1-800-322-5555
 www.gso.com

PDS

D

GARDEN GROVE
92841

21 lb 1/V12


 84241764 1008262159

D92843A

CSL-06

WORK ORDER #: 10-08-2149

SAMPLE RECEIPT FORM

Cooler 1 of 1

CLIENT: Delta

DATE: 08/27/10

TEMPERATURE: Thermometer ID: SC1 (Criteria: 0.0°C – 6.0°C, not frozen)

Temperature 3.8 °C + 0.5°C (CF) = 4.3 °C Blank Sample

Sample(s) outside temperature criteria (PM/APM contacted by: _____).

Sample(s) outside temperature criteria but received on ice/chilled on same day of sampling.

Received at ambient temperature, placed on ice for transport by Courier.

Ambient Temperature: Air Filter Metals Only PCBs Only Initial: JR

CUSTODY SEALS INTACT:

Cooler _____ No (Not Intact) Not Present N/A Initial: JR

Sample _____ No (Not Intact) Not Present Initial: JR

SAMPLE CONDITION:

	Yes	No	N/A
Chain-Of-Custody (COC) document(s) received with samples.....	<input checked="" type="checkbox"/>	<input type="checkbox"/>	<input type="checkbox"/>
COC document(s) received complete.....	<input checked="" type="checkbox"/>	<input type="checkbox"/>	<input type="checkbox"/>
<input type="checkbox"/> Collection date/time, matrix, and/or # of containers logged in based on sample labels.			
<input type="checkbox"/> No analysis requested. <input type="checkbox"/> Not relinquished. <input type="checkbox"/> No date/time relinquished.			
Sampler's name indicated on COC.....	<input checked="" type="checkbox"/>	<input type="checkbox"/>	<input type="checkbox"/>
Sample container label(s) consistent with COC.....	<input checked="" type="checkbox"/>	<input type="checkbox"/>	<input type="checkbox"/>
Sample container(s) intact and good condition.....	<input checked="" type="checkbox"/>	<input type="checkbox"/>	<input type="checkbox"/>
Proper containers and sufficient volume for analyses requested.....	<input checked="" type="checkbox"/>	<input type="checkbox"/>	<input type="checkbox"/>
Analyses received within holding time.....	<input checked="" type="checkbox"/>	<input type="checkbox"/>	<input type="checkbox"/>
pH / Residual Chlorine / Dissolved Sulfide received within 24 hours.....	<input type="checkbox"/>	<input type="checkbox"/>	<input checked="" type="checkbox"/>
Proper preservation noted on COC or sample container.....	<input checked="" type="checkbox"/>	<input type="checkbox"/>	<input checked="" type="checkbox"/>
<input type="checkbox"/> Unpreserved vials received for Volatiles analysis			
Volatile analysis container(s) free of headspace.....	<input type="checkbox"/>	<input type="checkbox"/>	<input checked="" type="checkbox"/>
Tedlar bag(s) free of condensation.....	<input type="checkbox"/>	<input type="checkbox"/>	<input checked="" type="checkbox"/>

CONTAINER TYPE:

Solid: 4ozCGJ 8ozCGJ 16ozCGJ Sleeve (____) EnCores® TerraCores® _____

Water: VOA VOA_h VOA_{na2} 125AGB 125AGB_h 125AGB_p 1AGB 1AGB_{na2} 1AGB_s

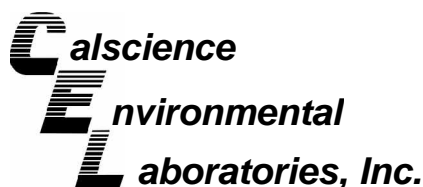
500AGB 500AGJ 500AGJ_s 250AGB 250CGB 250CGB_s 1PB 500PB 500PB_{na}

250PB 250PB_n 125PB 125PB_zna 100PJ 100PJ_{na2} _____ _____ _____

Air: Tedlar® Summa® Other: _____ Trip Blank Lot#: _____ Labeled/Checked by: JR

Container: C: Clear A: Amber P: Plastic G: Glass J: Jar B: Bottle Z: Ziploc/Resealable Bag E: Envelope Reviewed by: JR

Preservative: h: HCL n: HNO₃ na₂: Na₂S₂O₃ na: NaOH p: H₃PO₄ s: H₂SO₄ z_{na}: ZnAc₂+NaOH f: Field-filtered Scanned by: JR



September 21, 2010

Regina Bussard
Delta Environmental Consultants, Inc.
312 Piercy Rd.
San Jose, CA 95138-1401

Subject: **CalScience Work Order No.: 10-09-0606**
Client Reference: 3790 Hopyard Rd., Pleasanton, CA

Dear Client:

Enclosed is an analytical report for the above-referenced project. The samples included in this report were received 9/9/2010 and analyzed in accordance with the attached chain-of-custody.

CalScience Environmental Laboratories certifies that the test results provided in this report meet all NELAC requirements for parameters for which accreditation is required or available. Any exceptions to NELAC requirements are noted in the case narrative. The original report of subcontracted analysis, if any, is provided herein, and follows the standard CalScience data package. The results in this analytical report are limited to the samples tested and any reproduction thereof must be made in its entirety.

If you have any questions regarding this report, please do not hesitate to contact the undersigned.

Sincerely,

A handwritten signature in black ink, appearing to read "Xuan H. Dang" followed by "FOR".

CalScience Environmental
Laboratories, Inc.
Xuan H. Dang
Project Manager

Analytical Report



Delta Environmental Consultants, Inc.
312 Piercy Rd.
San Jose, CA 95138-1401

Date Received: 09/09/10
Work Order No: 10-09-0606
Preparation: N/A
Method: EPA 300.0

Project: 3790 Hopyard Rd., Pleasanton, CA

Page 1 of 1

Client Sample Number	Lab Sample Number	Date/Time Collected	Matrix	Instrument	Date Prepared	Date/Time Analyzed	QC Batch ID
S-6	10-09-0606-1-E	09/08/10 09:15	Aqueous	IC 7	N/A	09/09/10 18:34	100909L01

Parameter	Result	RL	DF	Qual	Units
Sulfate	8.5	1.0	1		mg/L

S-4	10-09-0606-2-E	09/08/10 10:00	Aqueous	IC 7	N/A	09/09/10 18:49	100909L01
-----	----------------	-------------------	---------	------	-----	-------------------	-----------

Parameter	Result	RL	DF	Qual	Units
Sulfate	3600	100	100		mg/L

SR-2	10-09-0606-3-E	09/08/10 10:30	Aqueous	IC 7	N/A	09/09/10 19:05	100909L01
------	----------------	-------------------	---------	------	-----	-------------------	-----------

Parameter	Result	RL	DF	Qual	Units
Sulfate	4.6	1.0	1		mg/L

SR-3	10-09-0606-4-E	09/08/10 11:00	Aqueous	IC 7	N/A	09/09/10 19:20	100909L01
------	----------------	-------------------	---------	------	-----	-------------------	-----------

Parameter	Result	RL	DF	Qual	Units
Sulfate	ND	1.0	1		mg/L

S-2	10-09-0606-5-E	09/08/10 11:30	Aqueous	IC 7	N/A	09/09/10 20:22	100909L01
-----	----------------	-------------------	---------	------	-----	-------------------	-----------

Parameter	Result	RL	DF	Qual	Units
Sulfate	2600	50	50		mg/L

Method Blank	099-12-906-1,260	N/A	Aqueous	IC 7	N/A	09/09/10 11:21	100909L01
--------------	------------------	-----	---------	------	-----	-------------------	-----------

Parameter	Result	RL	DF	Qual	Units
Sulfate	ND	1.0	1		mg/L

RL - Reporting Limit , DF - Dilution Factor , Qual - Qualifiers

Analytical Report



Delta Environmental Consultants, Inc.
312 Piercy Rd.
San Jose, CA 95138-1401

Date Received: 09/09/10
Work Order No: 10-09-0606
Preparation: EPA 5030C
Method: LUFT GC/MS / EPA 8260C
Units: ug/L

Project: 3790 Hopyard Rd., Pleasanton, CA

Page 1 of 3

Client Sample Number	Lab Sample Number	Date/Time Collected	Matrix	Instrument	Date Prepared	Date/Time Analyzed	QC Batch ID
S-6	10-09-0606-1-D	09/08/10 09:15	Aqueous	GC/MS R	09/15/10	09/15/10 20:56	100915L01

Parameter	Result	RL	DF	Qual	Parameter	Result	RL	DF	Qual
Benzene	ND	2.5	5		Diisopropyl Ether (DIPE)	ND	10	5	
Ethylbenzene	ND	5.0	5		Ethyl-t-Butyl Ether (ETBE)	ND	10	5	
Toluene	ND	5.0	5		Tert-Amyl-Methyl Ether (TAME)	ND	10	5	
Xylenes (total)	ND	5.0	5		Ethanol	ND	500	5	
Methyl-t-Butyl Ether (MTBE)	15	5.0	5		TPPH	1100	250	5	
Tert-Butyl Alcohol (TBA)	4100	50	5						
<u>Surrogates:</u>	<u>REC (%)</u>	<u>Control Limits</u>	<u>Qual</u>		<u>Surrogates:</u>	<u>REC (%)</u>	<u>Control Limits</u>	<u>Qual</u>	
Dibromofluoromethane	101	80-126			1,2-Dichloroethane-d4	102	80-131		
Toluene-d8	101	80-120			Toluene-d8-TPPH	98	88-112		
1,4-Bromofluorobenzene	99	80-120							


Client Sample Number	Lab Sample Number	Date/Time Collected	Matrix	Instrument	Date Prepared	Date/Time Analyzed	QC Batch ID
S-4	10-09-0606-2-D	09/08/10 10:00	Aqueous	GC/MS R	09/15/10	09/15/10 21:25	100915L01

Parameter	Result	RL	DF	Qual	Parameter	Result	RL	DF	Qual
Benzene	5.4	0.50	1		Diisopropyl Ether (DIPE)	ND	2.0	1	
Ethylbenzene	57	1.0	1		Ethyl-t-Butyl Ether (ETBE)	ND	2.0	1	
Toluene	1.2	1.0	1		Tert-Amyl-Methyl Ether (TAME)	ND	2.0	1	
Xylenes (total)	4.6	1.0	1		Ethanol	ND	100	1	
Methyl-t-Butyl Ether (MTBE)	25	1.0	1		TPPH	2100	50	1	
Tert-Butyl Alcohol (TBA)	430	10	1						
<u>Surrogates:</u>	<u>REC (%)</u>	<u>Control Limits</u>	<u>Qual</u>		<u>Surrogates:</u>	<u>REC (%)</u>	<u>Control Limits</u>	<u>Qual</u>	
Dibromofluoromethane	94	80-126			1,2-Dichloroethane-d4	107	80-131		
Toluene-d8	100	80-120			Toluene-d8-TPPH	98	88-112		
1,4-Bromofluorobenzene	101	80-120							

Client Sample Number	Lab Sample Number	Date/Time Collected	Matrix	Instrument	Date Prepared	Date/Time Analyzed	QC Batch ID
SR-2	10-09-0606-3-D	09/08/10 10:30	Aqueous	GC/MS R	09/17/10	09/17/10 18:04	100917L01

Parameter	Result	RL	DF	Qual	Parameter	Result	RL	DF	Qual
Benzene	1.9	0.50	1		Diisopropyl Ether (DIPE)	ND	2.0	1	
Ethylbenzene	1.9	1.0	1		Ethyl-t-Butyl Ether (ETBE)	ND	2.0	1	
Toluene	ND	1.0	1		Tert-Amyl-Methyl Ether (TAME)	ND	2.0	1	
Xylenes (total)	ND	1.0	1		Ethanol	ND	100	1	
Methyl-t-Butyl Ether (MTBE)	24	1.0	1		TPPH	490	50	1	
Tert-Butyl Alcohol (TBA)	720	10	1						
<u>Surrogates:</u>	<u>REC (%)</u>	<u>Control Limits</u>	<u>Qual</u>		<u>Surrogates:</u>	<u>REC (%)</u>	<u>Control Limits</u>	<u>Qual</u>	
Dibromofluoromethane	103	80-126			1,2-Dichloroethane-d4	105	80-131		
Toluene-d8	100	80-120			Toluene-d8-TPPH	99	88-112		
1,4-Bromofluorobenzene	98	80-120							

RL - Reporting Limit , DF - Dilution Factor , Qual - Qualifiers



Analytical Report



Delta Environmental Consultants, Inc.
312 Piercy Rd.
San Jose, CA 95138-1401

Date Received: 09/09/10
Work Order No: 10-09-0606
Preparation: EPA 5030C
Method: LUFT GC/MS / EPA 8260C
Units: ug/L

Project: 3790 Hopyard Rd., Pleasanton, CA

Page 2 of 3

Client Sample Number	Lab Sample Number	Date/Time Collected	Matrix	Instrument	Date Prepared	Date/Time Analyzed	QC Batch ID
SR-3	10-09-0606-4-D	09/08/10 11:00	Aqueous	GC/MS R	09/17/10	09/17/10 18:33	100917L01

Parameter	Result	RL	DF	Qual	Parameter	Result	RL	DF	Qual
Benzene	24	1.0	2		Diisopropyl Ether (DIPE)	ND	4.0	2	
Ethylbenzene	4.5	2.0	2		Ethyl-t-Butyl Ether (ETBE)	ND	4.0	2	
Toluene	ND	2.0	2		Tert-Amyl-Methyl Ether (TAME)	ND	4.0	2	
Xylenes (total)	3.7	2.0	2		Ethanol	ND	200	2	
Methyl-t-Butyl Ether (MTBE)	19	2.0	2		TPPH	2000	100	2	
Tert-Butyl Alcohol (TBA)	1100	20	2						
<u>Surrogates:</u>	<u>REC (%)</u>	<u>Control Limits</u>	<u>Qual</u>		<u>Surrogates:</u>	<u>REC (%)</u>	<u>Control Limits</u>	<u>Qual</u>	
Dibromofluoromethane	100	80-126			1,2-Dichloroethane-d4	100	80-131		
Toluene-d8	101	80-120			Toluene-d8-TPPH	99	88-112		
1,4-Bromofluorobenzene	100	80-120							


Client Sample Number	Lab Sample Number	Date/Time Collected	Matrix	Instrument	Date Prepared	Date/Time Analyzed	QC Batch ID
S-2	10-09-0606-5-D	09/08/10 11:30	Aqueous	GC/MS R	09/17/10	09/17/10 19:03	100917L01

Parameter	Result	RL	DF	Qual	Parameter	Result	RL	DF	Qual
Benzene	80	2.5	5		Diisopropyl Ether (DIPE)	ND	10	5	
Ethylbenzene	120	5.0	5		Ethyl-t-Butyl Ether (ETBE)	ND	10	5	
Toluene	ND	5.0	5		Tert-Amyl-Methyl Ether (TAME)	ND	10	5	
Xylenes (total)	18	5.0	5		Ethanol	ND	500	5	
Methyl-t-Butyl Ether (MTBE)	56	5.0	5		TPPH	10000	250	5	
Tert-Butyl Alcohol (TBA)	1200	50	5						
<u>Surrogates:</u>	<u>REC (%)</u>	<u>Control Limits</u>	<u>Qual</u>		<u>Surrogates:</u>	<u>REC (%)</u>	<u>Control Limits</u>	<u>Qual</u>	
Dibromofluoromethane	100	80-126			1,2-Dichloroethane-d4	105	80-131		
Toluene-d8	98	80-120			Toluene-d8-TPPH	96	88-112		
1,4-Bromofluorobenzene	97	80-120							

Client Sample Number	Lab Sample Number	Date/Time Collected	Matrix	Instrument	Date Prepared	Date/Time Analyzed	QC Batch ID
Method Blank	099-14-106-60	N/A	Aqueous	GC/MS R	09/15/10	09/15/10 18:59	100915L01

Parameter	Result	RL	DF	Qual	Parameter	Result	RL	DF	Qual
Benzene	ND	0.50	1		Diisopropyl Ether (DIPE)	ND	2.0	1	
Ethylbenzene	ND	1.0	1		Ethyl-t-Butyl Ether (ETBE)	ND	2.0	1	
Toluene	ND	1.0	1		Tert-Amyl-Methyl Ether (TAME)	ND	2.0	1	
Xylenes (total)	ND	1.0	1		Ethanol	ND	100	1	
Methyl-t-Butyl Ether (MTBE)	ND	1.0	1		TPPH	ND	50	1	
Tert-Butyl Alcohol (TBA)	ND	10	1						
<u>Surrogates:</u>	<u>REC (%)</u>	<u>Control Limits</u>	<u>Qual</u>		<u>Surrogates:</u>	<u>REC (%)</u>	<u>Control Limits</u>	<u>Qual</u>	
Dibromofluoromethane	99	80-126			1,2-Dichloroethane-d4	109	80-131		
Toluene-d8	99	80-120			Toluene-d8-TPPH	97	88-112		
1,4-Bromofluorobenzene	97	80-120							

RL - Reporting Limit , DF - Dilution Factor , Qual - Qualifiers



Analytical Report



Delta Environmental Consultants, Inc.
312 Piercy Rd.
San Jose, CA 95138-1401

Date Received: 09/09/10
Work Order No: 10-09-0606
Preparation: EPA 5030C
Method: LUFT GC/MS / EPA 8260C
Units: ug/L

Project: 3790 Hopyard Rd., Pleasanton, CA

Page 3 of 3

Client Sample Number	Lab Sample Number	Date/Time Collected	Matrix	Instrument	Date Prepared	Date/Time Analyzed	QC Batch ID
Method Blank	099-14-106-90	N/A	Aqueous	GC/MS R	09/17/10	09/17/10 16:05	100917L01

Parameter	Result	RL	DF	Qual	Parameter	Result	RL	DF	Qual
Benzene	ND	0.50	1		Diisopropyl Ether (DIPE)	ND	2.0	1	
Ethylbenzene	ND	1.0	1		Ethyl-t-Butyl Ether (ETBE)	ND	2.0	1	
Toluene	ND	1.0	1		Tert-Amyl-Methyl Ether (TAME)	ND	2.0	1	
Xylenes (total)	ND	1.0	1		Ethanol	ND	100	1	
Methyl-t-Butyl Ether (MTBE)	ND	1.0	1		TPPH	ND	50	1	
Tert-Butyl Alcohol (TBA)	ND	10	1						
<u>Surrogates:</u>	<u>REC (%)</u>	<u>Control Limits</u>	<u>Qual</u>		<u>Surrogates:</u>	<u>REC (%)</u>	<u>Control Limits</u>	<u>Qual</u>	
Dibromofluoromethane	99	80-126			1,2-Dichloroethane-d4	100	80-131		
Toluene-d8	100	80-120			Toluene-d8-TPPH	98	88-112		
1,4-Bromofluorobenzene	95	80-120							

RL - Reporting Limit , DF - Dilution Factor , Qual - Qualifiers



Analytical Report



Delta Environmental Consultants, Inc.
312 Piercy Rd.
San Jose, CA 95138-1401

Date Received: 09/09/10
Work Order No: 10-09-0606
Preparation: EPA 3010A Total
Method: EPA 6010B

Project: 3790 Hopyard Rd., Pleasanton, CA

Page 1 of 1

Client Sample Number	Lab Sample Number	Date/Time Collected	Matrix	Instrument	Date Prepared	Date/Time Analyzed	QC Batch ID
S-6	10-09-0606-1-F	09/08/10 09:15	Aqueous	ICP 5300	09/10/10	09/11/10 15:55	100910LA4

Parameter	Result	RL	DF	Qual	Units
Iron	6.81	0.100	1		mg/L

S-4	10-09-0606-2-F	09/08/10 10:00	Aqueous	ICP 5300	09/10/10	09/11/10 15:57	100910LA4
-----	----------------	-------------------	---------	----------	----------	-------------------	-----------

Parameter	Result	RL	DF	Qual	Units
Iron	11.8	0.100	1		mg/L

SR-2	10-09-0606-3-F	09/08/10 10:30	Aqueous	ICP 5300	09/10/10	09/11/10 15:58	100910LA4
------	----------------	-------------------	---------	----------	----------	-------------------	-----------

Parameter	Result	RL	DF	Qual	Units
Iron	1.57	0.100	1		mg/L

SR-3	10-09-0606-4-F	09/08/10 11:00	Aqueous	ICP 5300	09/10/10	09/11/10 16:00	100910LA4
------	----------------	-------------------	---------	----------	----------	-------------------	-----------

Parameter	Result	RL	DF	Qual	Units
Iron	7.01	0.100	1		mg/L

S-2	10-09-0606-5-F	09/08/10 11:30	Aqueous	ICP 5300	09/10/10	09/11/10 16:05	100910LA4
-----	----------------	-------------------	---------	----------	----------	-------------------	-----------

Parameter	Result	RL	DF	Qual	Units
Iron	30.1	0.100	1		mg/L

Method Blank	097-01-003-10,964	N/A	Aqueous	ICP 5300	09/10/10	09/11/10 12:56	100910LA4
--------------	-------------------	-----	---------	----------	----------	-------------------	-----------

Parameter	Result	RL	DF	Qual	Units
Iron	ND	0.100	1		mg/L

RL - Reporting Limit , DF - Dilution Factor , Qual - Qualifiers

Analytical Report


LABORATORY ID: 10-09-0606
Method: EPA 6010B (Calculation)
Matrix: Water/Aqueous
CLIENT: Delta Environmental Consultants, Inc.
PROJECT: 3790 Hopyard Road, Pleasanton, CA

Results

Sample ID	Ferric Iron (Fe+3) mg/L	Dilution Factor	Reporting Limit	Date Extracted	Date Analyzed
S-6	3.41	1	0.10	09/10/10	09/11/10
S-4	6.6	1	0.10	09/10/10	09/11/10
SR-2	ND *	1	0.10	09/10/10	09/11/10
SR-3	0.81	1	0.10	09/10/10	09/11/10
S-2	24.3	1	0.10	09/10/10	09/11/10

Reporting Limit: 0.10

Laboratory Notes

Ferrous Iron results were done in the field.

* Total Iron concentration is less than Ferrous Iron concentration

Key: ND=Not Detected at the reporting level, NA=Not applicable



Quality Control - Spike/Spike Duplicate



Delta Environmental Consultants, Inc.
312 Piercy Rd.
San Jose, CA 95138-1401

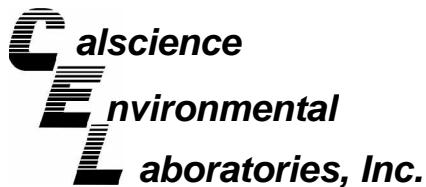
Date Received: 09/09/10
Work Order No: 10-09-0606
Preparation: EPA 3005A Filt.
Method: EPA 6010B

Project 3790 Hopyard Rd., Pleasanton, CA

Quality Control Sample ID	Matrix	Instrument	Date Prepared	Date Analyzed	MS/MSD Batch Number
10-08-1151-2	Aqueous	ICP 5300	09/10/10	09/11/10	100910SA4

Parameter	MS %REC	MSD %REC	%REC CL	RPD	RPD CL	Qualifiers
Iron	97	98	65-149	1	0-21	

RPD - Relative Percent Difference , CL - Control Limit



Quality Control - PDS / PDSD



Delta Environmental Consultants, Inc.
 312 Piercy Rd.
 San Jose, CA 95138-1401

Date Received: 09/09/10
 Work Order No: 10-09-0606
 Preparation: EPA 3005A Filt.
 Method: EPA 6010B

Project: 3790 Hopyard Rd., Pleasanton, CA

Quality Control Sample ID	Matrix	Instrument	Date Prepared	Date Analyzed	PDS / PDSD Batch Number
10-08-1151-2	Aqueous	ICP 5300	09/10/10	09/11/10	100910SA4

Parameter	PDS %REC	PDSD %REC	%REC CL	RPD	RPD CL	Qualifiers
Iron	95	95	75-125	0	0-21	

RPD - Relative Percent Difference , CL - Control Limit



Quality Control - Spike/Spike Duplicate



Delta Environmental Consultants, Inc.
312 Piercy Rd.
San Jose, CA 95138-1401

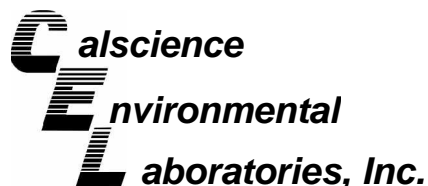
Date Received: 09/09/10
Work Order No: 10-09-0606
Preparation: N/A
Method: EPA 300.0

Project 3790 Hopyard Rd., Pleasanton, CA

Quality Control Sample ID	Matrix	Instrument	Date Prepared	Date Analyzed	MS/MSD Batch Number
10-09-0667-1	Aqueous	IC 7	N/A	09/09/10	100909S01

Parameter	MS %REC	MSD %REC	%REC CL	RPD	RPD CL	Qualifiers
Sulfate	97	96	80-120	1	0-20	

RPD - Relative Percent Difference , CL - Control Limit



Quality Control - Spike/Spike Duplicate



Delta Environmental Consultants, Inc.
312 Piercy Rd.
San Jose, CA 95138-1401

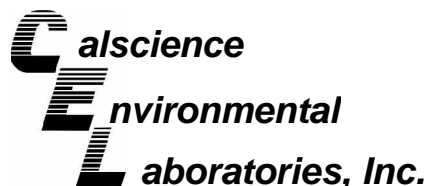
Date Received: 09/09/10
Work Order No: 10-09-0606
Preparation: EPA 5030C
Method: LUFT GC/MS / EPA 8260C

Project 3790 Hopyard Rd., Pleasanton, CA

Quality Control Sample ID	Matrix	Instrument	Date Prepared	Date Analyzed	MS/MSD Batch Number
10-09-0777-1	Aqueous	GC/MS R	09/15/10	09/15/10	100915S01

Parameter	MS %REC	MSD %REC	%REC CL	RPD	RPD CL	Qualifiers
Benzene	98	93	80-120	6	0-20	
Ethylbenzene	104	96	73-127	8	0-20	
Toluene	98	92	80-120	6	0-20	
Methyl-t-Butyl Ether (MTBE)	100	93	65-131	7	0-22	
Tert-Butyl Alcohol (TBA)	101	92	62-134	9	0-20	
Diisopropyl Ether (DIPE)	101	88	64-136	14	0-29	
Ethyl-t-Butyl Ether (ETBE)	101	91	70-124	10	0-20	
Tert-Amyl-Methyl Ether (TAME)	100	93	71-125	7	0-20	
Ethanol	72	63	44-152	12	0-43	

RPD - Relative Percent Difference , CL - Control Limit



Quality Control - Spike/Spike Duplicate



Delta Environmental Consultants, Inc.
312 Piercy Rd.
San Jose, CA 95138-1401

Date Received: 09/09/10
Work Order No: 10-09-0606
Preparation: EPA 5030C
Method: LUFT GC/MS / EPA 8260C

Project 3790 Hopyard Rd., Pleasanton, CA

Quality Control Sample ID	Matrix	Instrument	Date Prepared	Date Analyzed	MS/MSD Batch Number
10-09-0721-1	Aqueous	GC/MS R	09/17/10	09/17/10	100917S01

Parameter	MS %REC	MSD %REC	%REC CL	RPD	RPD CL	Qualifiers
Benzene	92	91	80-120	2	0-20	
Ethylbenzene	95	93	73-127	2	0-20	
Toluene	92	92	80-120	1	0-20	
Methyl-t-Butyl Ether (MTBE)	93	93	65-131	1	0-22	
Tert-Butyl Alcohol (TBA)	110	100	62-134	9	0-20	
Diisopropyl Ether (DIPE)	87	87	64-136	0	0-29	
Ethyl-t-Butyl Ether (ETBE)	85	86	70-124	1	0-20	
Tert-Amyl-Methyl Ether (TAME)	90	87	71-125	3	0-20	
Ethanol	80	70	44-152	12	0-43	

RPD - Relative Percent Difference , CL - Control Limit



Quality Control - LCS/LCS Duplicate



Delta Environmental Consultants, Inc.
312 Piercy Rd.
San Jose, CA 95138-1401

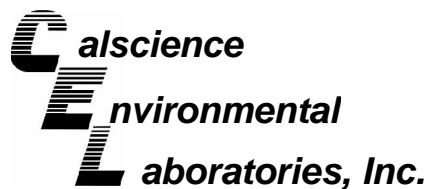
Date Received: N/A
Work Order No: 10-09-0606
Preparation: EPA 3010A Total
Method: EPA 6010B

Project: 3790 Hopyard Rd., Pleasanton, CA

Quality Control Sample ID	Matrix	Instrument	Date Prepared	Date Analyzed	LCS/LCSD Batch Number
097-01-003-10,964	Aqueous	ICP 5300	09/10/10	09/11/10	100910LA4

<u>Parameter</u>	<u>LCS %REC</u>	<u>LCSD %REC</u>	<u>%REC CL</u>	<u>RPD</u>	<u>RPD CL</u>	<u>Qualifiers</u>
Iron	100	98	80-120	2	0-20	

RPD - Relative Percent Difference , CL - Control Limit



Quality Control - LCS/LCS Duplicate



Delta Environmental Consultants, Inc.
312 Piercy Rd.
San Jose, CA 95138-1401

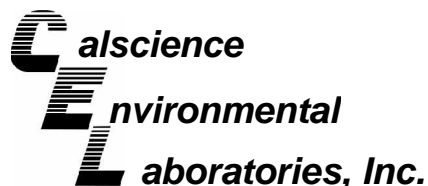
Date Received: N/A
Work Order No: 10-09-0606
Preparation: N/A
Method: EPA 300.0

Project: 3790 Hopyard Rd., Pleasanton, CA

Quality Control Sample ID	Matrix	Instrument	Date Prepared	Date Analyzed	LCS/LCSD Batch Number
099-12-906-1,260	Aqueous	IC 7	N/A	09/09/10	100909L01

<u>Parameter</u>	<u>LCS %REC</u>	<u>LCSD %REC</u>	<u>%REC CL</u>	<u>RPD</u>	<u>RPD CL</u>	<u>Qualifiers</u>
Sulfate	98	100	90-110	2	0-15	

RPD - Relative Percent Difference , CL - Control Limit



Quality Control - LCS/LCS Duplicate



Delta Environmental Consultants, Inc.
312 Piercy Rd.
San Jose, CA 95138-1401

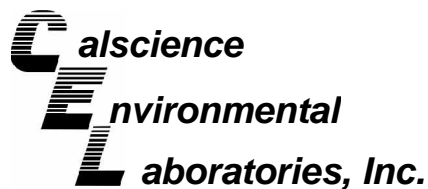
Date Received: N/A
Work Order No: 10-09-0606
Preparation: EPA 5030C
Method: LUFT GC/MS / EPA 8260C

Project: 3790 Hopyard Rd., Pleasanton, CA

Quality Control Sample ID	Matrix	Instrument	Date Prepared	Date Analyzed	LCS/LCSD Batch Number
099-14-106-60	Aqueous	GC/MS R	09/15/10	09/15/10	100915L01

Parameter	LCS %REC	LCSD %REC	%REC CL	RPD	RPD CL	Qualifiers
Benzene	90	99	80-120	9	0-20	
Ethylbenzene	93	101	80-123	8	0-20	
Toluene	89	98	80-120	10	0-20	
Methyl-t-Butyl Ether (MTBE)	98	103	75-123	5	0-25	
Tert-Butyl Alcohol (TBA)	99	109	72-126	10	0-20	
Diisopropyl Ether (DIPE)	94	103	75-129	9	0-22	
Ethyl-t-Butyl Ether (ETBE)	93	101	76-124	9	0-20	
Tert-Amyl-Methyl Ether (TAME)	92	99	79-121	7	0-20	
Ethanol	80	81	53-143	1	0-25	
TPPH	69	77	65-135	11	0-30	

RPD - Relative Percent Difference , CL - Control Limit



Quality Control - LCS/LCS Duplicate



Delta Environmental Consultants, Inc.
312 Piercy Rd.
San Jose, CA 95138-1401

Date Received: N/A
Work Order No: 10-09-0606
Preparation: EPA 5030C
Method: LUFT GC/MS / EPA 8260C

Project: 3790 Hopyard Rd., Pleasanton, CA


Quality Control Sample ID	Matrix	Instrument	Date Prepared	Date Analyzed	LCS/LCSD Batch Number
099-14-106-90	Aqueous	GC/MS R	09/17/10	09/17/10	100917L01

<u>Parameter</u>	<u>LCS %REC</u>	<u>LCSD %REC</u>	<u>%REC CL</u>	<u>RPD</u>	<u>RPD CL</u>	<u>Qualifiers</u>
Benzene	93	91	80-120	2	0-20	
Ethylbenzene	98	96	80-123	2	0-20	
Toluene	93	90	80-120	3	0-20	
Methyl-t-Butyl Ether (MTBE)	94	98	75-123	4	0-25	
Tert-Butyl Alcohol (TBA)	98	101	72-126	3	0-20	
Diisopropyl Ether (DIPE)	97	96	75-129	1	0-22	
Ethyl-t-Butyl Ether (ETBE)	94	97	76-124	3	0-20	
Tert-Amyl-Methyl Ether (TAME)	93	92	79-121	1	0-20	
Ethanol	76	90	53-143	18	0-25	
TPPH	80	83	65-135	4	0-30	

RPD - Relative Percent Difference , CL - Control Limit

Work Order Number: 10-09-0606

<u>Qualifier</u>	<u>Definition</u>
*	See applicable analysis comment.
<	Less than the indicated value.
>	Greater than the indicated value.
1	Surrogate compound recovery was out of control due to a required sample dilution, therefore, the sample data was reported without further clarification.
2	Surrogate compound recovery was out of control due to matrix interference. The associated method blank surrogate spike compound was in control and, therefore, the sample data was reported without further clarification.
3	Recovery of the Matrix Spike (MS) or Matrix Spike Duplicate (MSD) compound was out of control due to matrix interference. The associated LCS and/or LCSD was in control and, therefore, the sample data was reported without further clarification.
4	The MS/MSD RPD was out of control due to matrix interference. The LCS/LCSD RPD was in control and, therefore, the sample data was reported without further clarification.
5	The PDS/PDSD or PES/PESD associated with this batch of samples was out of control due to a matrix interference effect. The associated batch LCS/LCSD was in control and, hence, the associated sample data was reported without further clarification.
B	Analyte was present in the associated method blank.
E	Concentration exceeds the calibration range.
J	Analyte was detected at a concentration below the reporting limit and above the laboratory method detection limit. Reported value is estimated.
ME	LCS Recovery Percentage is within LCS ME Control Limit range.
ND	Parameter not detected at the indicated reporting limit.
Q	Spike recovery and RPD control limits do not apply resulting from the parameter concentration in the sample exceeding the spike concentration by a factor of four or greater.
X	% Recovery and/or RPD out-of-range.
Z	Analyte presence was not confirmed by second column or GC/MS analysis. Solid - Unless otherwise indicated, solid sample data is reported on a wet weight basis, not corrected for % moisture.



LAB (LOCATION)

- CALSCIENCE (_____)
- SPL (_____)
- XENCO (_____)
- TEST AMERICA (_____)
- OTHER (_____)



Shell Oil Products Chain Of Custody Record

Please Check Appropriate Box:

<input type="checkbox"/> ENV. SERVICES	<input type="checkbox"/> MOTIVA RETAIL	<input type="checkbox"/> SHELL RETAIL
<input type="checkbox"/> MOTIVA SD&CM	<input checked="" type="checkbox"/> CONSULTANT	<input type="checkbox"/> LUBES
<input type="checkbox"/> SHELL PIPELINE	<input type="checkbox"/> OTHER _____	

Print Bill To Contact Name: Angela Pico

INCIDENT # (ENV SERVICES): 9 8 9 9 5 8 4 2

DATE: 9/8/10

PO #: _____ **SAP #:** _____

CHECK IF NO INCIDENT # APPLIES:

PAGE: 1 of 1

SAMPLING COMPANY: Delta Consultants

LOG CODE: _____

SITE ADDRESS: Street and City: 3790 Hopyard Road; Pleasanton

State: CA **GLOBAL ID NO.:** T0600101257

EDF DELIVERABLE TO (Name, Company, Office Location): Angela Pico

PHONE NO.: 408-826-1876 **E-MAIL:** apico@deltaenv.com

CONSULTANT PROJECT NO.: SCA5261H1D

PROJECT CONTACT (Hardcopy or PDF Report to): Regina Bussard

TELEPHONE: 408-826-1875 **FAX:** 408-225-8506 **E-MAIL:** RBussard@deltaenv.com

Sampler Name: Sara Sichey

LAB USE ONLY: 09-0606

TURNAROUND TIME (CALENDAR DAYS):

STANDARD (14 DAY) 5 DAYS 3 DAYS 2 DAYS 24 HOURS RESULTS NEEDED ON WEEKEND

LA - RWQCB REPORT FORMAT UST AGENCY:

REQUESTED ANALYSIS

Gasoline Hydrocarbons				Sulfate Indicators			Waste Characterization		TEMPERATURE ON RECEIPT C°
TPH-Gasoline (8260B)	BTEX (8260B)	Fuel Oxy. ethanol (8260B)							

SPECIAL INSTRUCTIONS OR NOTES :

- SHELL CONTRACT RATE APPLIES
- STATE REIMBURSEMENT RATE APPLIES
- EDD NOT NEEDED
- RECEIPT VERIFICATION REQUESTED

LAB USE ONLY	Field Sample Identification	SAMPLING		MATRIX	PRESERVATIVE					NO. OF CONT.	Gasoline Hydrocarbons			Sulfate Indicators			pH	Waste Characterization		TEMPERATURE ON RECEIPT C°
		DATE	TIME		HCL	HNO3	H2SO4	NONE	OTHER		TPH-Gasoline (8260B)	BTEX (8260B)	Fuel Oxy. ethanol (8260B)	Sulfate	Ferrous Iron	Ferri Iron				
1	S-6	9/8/10	9:15	W	4	1		1	6	X	X	X	6.55	X	3.4	X				
2	S-4	↓	10:00	W	4	1		1	6	X	X	X	6.3	X	5.2	X				
3	SR-2		10:30	W	4	1		1	6	X	X	X	6.65	X	2.4	X				
4	SR-3		11:00	W	4	1		1	6	X	X	X	6.57	X	6.2	X				
5	S-2		11:30	W	4	1		1	6	X	X	X	6.33	X	5.8	X				

Relinquished by: (Signature) <i>Sara Sichey</i>	Received by: (Signature) GSO	Date: 9/8/10	Time:
Relinquished by: (Signature)	Received by: (Signature) <i>[Signature]</i>	Date: 9/9/10	Time: 10:00
Relinquished by: (Signature)	Received by: (Signature)	Date:	Time:



1-800-322-5555
WWW.GSO.COM

4 PACKAGE INFORMATION

LETTER (MAX 8 OZ)

PACKAGE (WT) _____

DECLARED VALUE \$ _____

COD AMOUNT \$ _____
(CASH NOT ACCEPTED)

5 DELIVERY SERVICE PRIORITY OVERNIGHT BY 10:30 AM EARLY PRIORITY BY 8:00 AM SATURDAY DELIVERY

*DELIVERY TIMES MAY BE LATER IN SOME AREAS • CONSULT YOUR SERVICE GUIDE OR CALL GOLDEN STATE

6 RELEASE SIGNATURE _____
SIGN TO AUTHORIZE DELIVERY WITHOUT OBTAINING SIGNATURE

7 _____

8 PICK UP INFORMATION _____
TIME _____ DRIVER # _____ ROUTE # _____

9 GSO TRACKING NUMBER 106193803

PEEL OFF HERE  106193803

PLEASE PRESS FIRMLY

1 FROM

DATE 9/8/10

COMPANY Delta Consultants

ADDRESS 312 Kirby Rd

ADDRESS

CITY STATEVILLE STE/ROOM

SENDERS NAME Sara Schley PHONE NUMBER 404-816-1617

2 TO

COMPANY

NAME PHONE NUMBER

ADDRESS

ADDRESS


CITY GOLDEN GROVE STE/ROOM

ZIP CODE

3 YOUR INTERNAL BILLING REFERENCE WILL APPEAR ON YOUR INVOICE

SPECIAL INSTRUCTIONS

0606



WORK ORDER #: 10-09-0606

SAMPLE RECEIPT FORM

Cooler 1 of 1

CLIENT: Delta

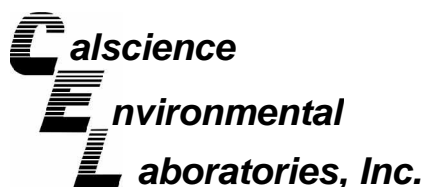
DATE: 09/09/10

TEMPERATURE: Thermometer ID: SC1 (Criteria: 0.0°C - 6.0°C, not frozen)
Temperature 2.4°C + 0.5°C (CF) = 2.9°C [X] Blank [] Sample
[] Sample(s) outside temperature criteria (PM/APM contacted by: _____).
[] Sample(s) outside temperature criteria but received on ice/chilled on same day of sampling.
[] Received at ambient temperature, placed on ice for transport by Courier.
Ambient Temperature: [] Air [] Filter [] Metals Only [] PCBs Only Initial: [Signature]

CUSTODY SEALS INTACT:
[X] Cooler [] _____ [] No (Not Intact) [] Not Present [] N/A Initial: [Signature]
[] Sample [] _____ [] No (Not Intact) [X] Not Present Initial: [Signature]

Table with 4 columns: SAMPLE CONDITION, Yes, No, N/A. Rows include Chain-Of-Custody (COC) document(s) received with samples, COC document(s) received complete, Sampler's name indicated on COC, etc.

CONTAINER TYPE:
Solid: [] 4ozCGJ [] 8ozCGJ [] 16ozCGJ [] Sleeve (____) [] EnCores® [] TerraCores® [] _____
Water: [] VOA [X] VOA⁴h [] VOAna₂ [] 125AGB [] 125AGBh [] 125AGBp [] 1AGB [] 1AGBna₂ [] 1AGBs
[] 500AGB [] 500AGJ [] 500AGJs [] 250AGB [] 250CGB [] 250CGBs [] 1PB [] 500PB [] 500PBna
[X] 250PB [X] 250PBn [] 125PB [] 125PBz_{na} [] 100PJ [] 100PJna₂ [] _____ [] _____ [] _____
Air: [] Tedlar® [] Summa® Other: [] _____ Trip Blank Lot#: _____ Labeled/Checked by: [Signature]
Container: C: Clear A: Amber P: Plastic G: Glass J: Jar B: Bottle Z: Ziploc/Resealable Bag E: Envelope Reviewed by: [Signature]
Preservative: h: HCL n: HNO₃ na₂: Na₂S₂O₃ na: NaOH p: H₃PO₄ s: H₂SO₄ z_{na}: ZnAc₂+NaOH f: Field-filtered Scanned by: [Signature]



October 19, 2010

Regina Bussard
Delta Environmental Consultants, Inc.
312 Piercy Rd.
San Jose, CA 95138-1401

Subject: **CalScience Work Order No.: 10-10-0508**
Client Reference: 3790 Hopyard Rd., Pleasanton, CA

Dear Client:

Enclosed is an analytical report for the above-referenced project. The samples included in this report were received 10/7/2010 and analyzed in accordance with the attached chain-of-custody.

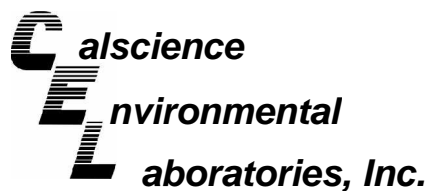
CalScience Environmental Laboratories certifies that the test results provided in this report meet all NELAC requirements for parameters for which accreditation is required or available. Any exceptions to NELAC requirements are noted in the case narrative. The original report of subcontracted analysis, if any, is provided herein, and follows the standard CalScience data package. The results in this analytical report are limited to the samples tested and any reproduction thereof must be made in its entirety.

If you have any questions regarding this report, please do not hesitate to contact the undersigned.

Sincerely,

A handwritten signature in black ink, appearing to read 'Xuan H. Dang' with a stylized flourish at the end.

CalScience Environmental
Laboratories, Inc.
Xuan H. Dang
Project Manager



Analytical Report



Delta Environmental Consultants, Inc.
312 Piercy Rd.
San Jose, CA 95138-1401

Date Received: 10/07/10
Work Order No: 10-10-0508
Preparation: N/A
Method: EPA 300.0

Project: 3790 Hopyard Rd., Pleasanton, CA

Page 1 of 2

Client Sample Number	Lab Sample Number	Date/Time Collected	Matrix	Instrument	Date Prepared	Date/Time Analyzed	QC Batch ID
S-6	10-10-0508-1-E	10/06/10 09:30	Aqueous	IC 7	N/A	10/08/10 12:10	101008L01

Parameter	Result	RL	DF	Qual	Units
Sulfate	5.6	1.0	1		mg/L

S-4	10-10-0508-2-E	10/06/10 10:20	Aqueous	IC 7	N/A	10/08/10 12:25	101008L01
-----	----------------	-------------------	---------	------	-----	-------------------	-----------

Parameter	Result	RL	DF	Qual	Units
Sulfate	3100	100	100		mg/L

SR-2	10-10-0508-3-E	10/06/10 10:40	Aqueous	IC 7	N/A	10/08/10 12:41	101008L01
------	----------------	-------------------	---------	------	-----	-------------------	-----------

Parameter	Result	RL	DF	Qual	Units
Sulfate	2.1	1.0	1		mg/L

S-2	10-10-0508-4-E	10/06/10 11:25	Aqueous	IC 7	N/A	10/08/10 12:56	101008L01
-----	----------------	-------------------	---------	------	-----	-------------------	-----------

Parameter	Result	RL	DF	Qual	Units
Sulfate	1200	20	20		mg/L

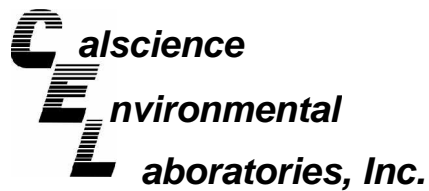
SR-3	10-10-0508-5-E	10/06/10 11:45	Aqueous	IC 7	N/A	10/08/10 13:12	101008L01
------	----------------	-------------------	---------	------	-----	-------------------	-----------

Parameter	Result	RL	DF	Qual	Units
Sulfate	ND	1.0	1		mg/L

S-3	10-10-0508-6-E	10/06/10 12:45	Aqueous	IC 7	N/A	10/08/10 13:27	101008L01
-----	----------------	-------------------	---------	------	-----	-------------------	-----------

Parameter	Result	RL	DF	Qual	Units
Sulfate	150	2.0	2		mg/L

RL - Reporting Limit , DF - Dilution Factor , Qual - Qualifiers



Analytical Report



Delta Environmental Consultants, Inc.
312 Piercy Rd.
San Jose, CA 95138-1401

Date Received: 10/07/10
Work Order No: 10-10-0508
Preparation: N/A
Method: EPA 300.0

Project: 3790 Hopyard Rd., Pleasanton, CA

Page 2 of 2

Client Sample Number	Lab Sample Number	Date/Time Collected	Matrix	Instrument	Date Prepared	Date/Time Analyzed	QC Batch ID
Method Blank	099-12-906-1,312	N/A	Aqueous	IC 7	N/A	10/08/10 10:38	101008L01

<u>Parameter</u>	<u>Result</u>	<u>RL</u>	<u>DF</u>	<u>Qual</u>	<u>Units</u>
Sulfate	ND	1.0	1		mg/L

RL - Reporting Limit , DF - Dilution Factor , Qual - Qualifiers

Analytical Report



Delta Environmental Consultants, Inc.
312 Piercy Rd.
San Jose, CA 95138-1401

Date Received: 10/07/10
Work Order No: 10-10-0508
Preparation: EPA 5030C
Method: LUFT GC/MS / EPA 8260B
Units: ug/L

Project: 3790 Hopyard Rd., Pleasanton, CA

Page 1 of 3

Client Sample Number	Lab Sample Number	Date/Time Collected	Matrix	Instrument	Date Prepared	Date/Time Analyzed	QC Batch ID
S-6	10-10-0508-1-A	10/06/10 09:30	Aqueous	GC/MS RR	10/13/10	10/14/10 06:27	101013L02

Parameter	Result	RL	DF	Qual	Parameter	Result	RL	DF	Qual
Benzene	ND	2.5	5		Diisopropyl Ether (DIPE)	ND	10	5	
Ethylbenzene	ND	5.0	5		Ethyl-t-Butyl Ether (ETBE)	ND	10	5	
Toluene	ND	5.0	5		Tert-Amyl-Methyl Ether (TAME)	ND	10	5	
Xylenes (total)	ND	5.0	5		Ethanol	ND	500	5	
Methyl-t-Butyl Ether (MTBE)	11	5.0	5		TPPH	870	250	5	
Tert-Butyl Alcohol (TBA)	4400	50	5						
<u>Surrogates:</u>	<u>REC (%)</u>	<u>Control Limits</u>	<u>Qual</u>		<u>Surrogates:</u>	<u>REC (%)</u>	<u>Control Limits</u>	<u>Qual</u>	
Dibromofluoromethane	95	80-126			1,2-Dichloroethane-d4	83	80-131		
Toluene-d8	99	80-120			Toluene-d8-TPPH	100	88-112		
1,4-Bromofluorobenzene	93	80-120							


Client Sample Number	Lab Sample Number	Date/Time Collected	Matrix	Instrument	Date Prepared	Date/Time Analyzed	QC Batch ID
S-4	10-10-0508-2-A	10/06/10 10:20	Aqueous	GC/MS RR	10/13/10	10/14/10 06:54	101013L02

Parameter	Result	RL	DF	Qual	Parameter	Result	RL	DF	Qual
Benzene	5.8	0.50	1		Diisopropyl Ether (DIPE)	ND	2.0	1	
Ethylbenzene	74	1.0	1		Ethyl-t-Butyl Ether (ETBE)	ND	2.0	1	
Toluene	ND	1.0	1		Tert-Amyl-Methyl Ether (TAME)	ND	2.0	1	
Xylenes (total)	1.8	1.0	1		Ethanol	ND	100	1	
Methyl-t-Butyl Ether (MTBE)	27	1.0	1		TPPH	1700	50	1	
Tert-Butyl Alcohol (TBA)	1400	20	2						
<u>Surrogates:</u>	<u>REC (%)</u>	<u>Control Limits</u>	<u>Qual</u>		<u>Surrogates:</u>	<u>REC (%)</u>	<u>Control Limits</u>	<u>Qual</u>	
Dibromofluoromethane	94	80-126			1,2-Dichloroethane-d4	82	80-131		
Toluene-d8	99	80-120			Toluene-d8-TPPH	100	88-112		
1,4-Bromofluorobenzene	96	80-120							

Client Sample Number	Lab Sample Number	Date/Time Collected	Matrix	Instrument	Date Prepared	Date/Time Analyzed	QC Batch ID
SR-2	10-10-0508-3-A	10/06/10 10:40	Aqueous	GC/MS RR	10/13/10	10/14/10 07:20	101013L02

Parameter	Result	RL	DF	Qual	Parameter	Result	RL	DF	Qual
Benzene	2.3	0.50	1		Diisopropyl Ether (DIPE)	ND	2.0	1	
Ethylbenzene	2.0	1.0	1		Ethyl-t-Butyl Ether (ETBE)	ND	2.0	1	
Toluene	ND	1.0	1		Tert-Amyl-Methyl Ether (TAME)	ND	2.0	1	
Xylenes (total)	ND	1.0	1		Ethanol	ND	100	1	
Methyl-t-Butyl Ether (MTBE)	21	1.0	1		TPPH	750	50	1	
Tert-Butyl Alcohol (TBA)	940	10	1						
<u>Surrogates:</u>	<u>REC (%)</u>	<u>Control Limits</u>	<u>Qual</u>		<u>Surrogates:</u>	<u>REC (%)</u>	<u>Control Limits</u>	<u>Qual</u>	
Dibromofluoromethane	94	80-126			1,2-Dichloroethane-d4	83	80-131		
Toluene-d8	98	80-120			Toluene-d8-TPPH	98	88-112		
1,4-Bromofluorobenzene	93	80-120							

RL - Reporting Limit , DF - Dilution Factor , Qual - Qualifiers



Analytical Report



Delta Environmental Consultants, Inc.
312 Piercy Rd.
San Jose, CA 95138-1401

Date Received: 10/07/10
Work Order No: 10-10-0508
Preparation: EPA 5030C
Method: LUFT GC/MS / EPA 8260B
Units: ug/L

Project: 3790 Hopyard Rd., Pleasanton, CA

Page 2 of 3

Client Sample Number	Lab Sample Number	Date/Time Collected	Matrix	Instrument	Date Prepared	Date/Time Analyzed	QC Batch ID
S-2	10-10-0508-4-A	10/06/10 11:25	Aqueous	GC/MS RR	10/13/10	10/14/10 07:46	101013L02

Parameter	Result	RL	DF	Qual	Parameter	Result	RL	DF	Qual
Benzene	66	2.5	5		Diisopropyl Ether (DIPE)	ND	10	5	
Ethylbenzene	100	5.0	5		Ethyl-t-Butyl Ether (ETBE)	ND	10	5	
Toluene	ND	5.0	5		Tert-Amyl-Methyl Ether (TAME)	ND	10	5	
Xylenes (total)	15	5.0	5		Ethanol	ND	500	5	
Methyl-t-Butyl Ether (MTBE)	39	5.0	5		TPPH	8700	250	5	
Tert-Butyl Alcohol (TBA)	1100	50	5						
<u>Surrogates:</u>	<u>REC (%)</u>	<u>Control Limits</u>	<u>Qual</u>		<u>Surrogates:</u>	<u>REC (%)</u>	<u>Control Limits</u>	<u>Qual</u>	
Dibromofluoromethane	94	80-126			1,2-Dichloroethane-d4	82	80-131		
Toluene-d8	98	80-120			Toluene-d8-TPPH	99	88-112		
1,4-Bromofluorobenzene	94	80-120							


Client Sample Number	Lab Sample Number	Date/Time Collected	Matrix	Instrument	Date Prepared	Date/Time Analyzed	QC Batch ID
SR-3	10-10-0508-5-A	10/06/10 11:45	Aqueous	GC/MS RR	10/13/10	10/14/10 08:13	101013L02

Parameter	Result	RL	DF	Qual	Parameter	Result	RL	DF	Qual
Benzene	21	1.0	2		Diisopropyl Ether (DIPE)	ND	4.0	2	
Ethylbenzene	3.2	2.0	2		Ethyl-t-Butyl Ether (ETBE)	ND	4.0	2	
Toluene	ND	2.0	2		Tert-Amyl-Methyl Ether (TAME)	ND	4.0	2	
Xylenes (total)	3.6	2.0	2		Ethanol	ND	200	2	
Methyl-t-Butyl Ether (MTBE)	19	2.0	2		TPPH	1800	100	2	
Tert-Butyl Alcohol (TBA)	1600	20	2						
<u>Surrogates:</u>	<u>REC (%)</u>	<u>Control Limits</u>	<u>Qual</u>		<u>Surrogates:</u>	<u>REC (%)</u>	<u>Control Limits</u>	<u>Qual</u>	
Dibromofluoromethane	94	80-126			1,2-Dichloroethane-d4	82	80-131		
Toluene-d8	96	80-120			Toluene-d8-TPPH	97	88-112		
1,4-Bromofluorobenzene	95	80-120							

Client Sample Number	Lab Sample Number	Date/Time Collected	Matrix	Instrument	Date Prepared	Date/Time Analyzed	QC Batch ID
S-3	10-10-0508-6-A	10/06/10 12:45	Aqueous	GC/MS RR	10/13/10	10/14/10 08:39	101013L02

Parameter	Result	RL	DF	Qual	Parameter	Result	RL	DF	Qual
Benzene	ND	0.50	1		Diisopropyl Ether (DIPE)	ND	2.0	1	
Ethylbenzene	ND	1.0	1		Ethyl-t-Butyl Ether (ETBE)	ND	2.0	1	
Toluene	ND	1.0	1		Tert-Amyl-Methyl Ether (TAME)	ND	2.0	1	
Xylenes (total)	ND	1.0	1		Ethanol	ND	100	1	
Methyl-t-Butyl Ether (MTBE)	ND	1.0	1		TPPH	ND	50	1	
Tert-Butyl Alcohol (TBA)	ND	10	1						
<u>Surrogates:</u>	<u>REC (%)</u>	<u>Control Limits</u>	<u>Qual</u>		<u>Surrogates:</u>	<u>REC (%)</u>	<u>Control Limits</u>	<u>Qual</u>	
Dibromofluoromethane	95	80-126			1,2-Dichloroethane-d4	83	80-131		
Toluene-d8	99	80-120			Toluene-d8-TPPH	100	88-112		
1,4-Bromofluorobenzene	93	80-120							

RL - Reporting Limit , DF - Dilution Factor , Qual - Qualifiers



Analytical Report



Delta Environmental Consultants, Inc.
312 Piercy Rd.
San Jose, CA 95138-1401

Date Received: 10/07/10
Work Order No: 10-10-0508
Preparation: EPA 5030C
Method: LUFT GC/MS / EPA 8260B
Units: ug/L

Project: 3790 Hopyard Rd., Pleasanton, CA

Page 3 of 3


Client Sample Number	Lab Sample Number	Date/Time Collected	Matrix	Instrument	Date Prepared	Date/Time Analyzed	QC Batch ID
Method Blank	099-12-767-4,707	N/A	Aqueous	GC/MS RR	10/13/10	10/14/10 01:10	101013L02

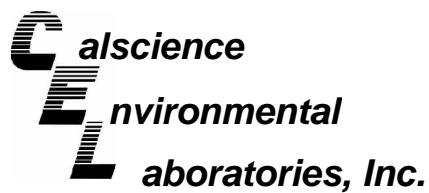
Parameter	Result	RL	DF	Qual	Parameter	Result	RL	DF	Qual
Benzene	ND	0.50	1		Diisopropyl Ether (DIPE)	ND	2.0	1	
Ethylbenzene	ND	1.0	1		Ethyl-t-Butyl Ether (ETBE)	ND	2.0	1	
Toluene	ND	1.0	1		Tert-Amyl-Methyl Ether (TAME)	ND	2.0	1	
Xylenes (total)	ND	1.0	1		Ethanol	ND	100	1	
Methyl-t-Butyl Ether (MTBE)	ND	1.0	1		TPPH	ND	50	1	
Tert-Butyl Alcohol (TBA)	ND	10	1						
<u>Surrogates:</u>	<u>REC (%)</u>	<u>Control Limits</u>	<u>Qual</u>		<u>Surrogates:</u>	<u>REC (%)</u>	<u>Control Limits</u>	<u>Qual</u>	
Dibromofluoromethane	97	80-126			1,2-Dichloroethane-d4	83	80-131		
Toluene-d8	99	80-120			Toluene-d8-TPPH	99	88-112		
1,4-Bromofluorobenzene	94	80-120							

Client Sample Number	Lab Sample Number	Date/Time Collected	Matrix	Instrument	Date Prepared	Date/Time Analyzed	QC Batch ID
Method Blank	099-12-767-4,709	N/A	Aqueous	GC/MS RR	10/14/10	10/14/10 13:26	101014L01

Parameter	Result	RL	DF	Qual	Parameter	Result	RL	DF	Qual
Benzene	ND	0.50	1		Diisopropyl Ether (DIPE)	ND	2.0	1	
Ethylbenzene	ND	1.0	1		Ethyl-t-Butyl Ether (ETBE)	ND	2.0	1	
Toluene	ND	1.0	1		Tert-Amyl-Methyl Ether (TAME)	ND	2.0	1	
Xylenes (total)	ND	1.0	1		Ethanol	ND	100	1	
Methyl-t-Butyl Ether (MTBE)	ND	1.0	1		TPPH	ND	50	1	
Tert-Butyl Alcohol (TBA)	ND	10	1						
<u>Surrogates:</u>	<u>REC (%)</u>	<u>Control Limits</u>	<u>Qual</u>		<u>Surrogates:</u>	<u>REC (%)</u>	<u>Control Limits</u>	<u>Qual</u>	
Dibromofluoromethane	100	80-126			1,2-Dichloroethane-d4	102	80-131		
Toluene-d8	98	80-120			Toluene-d8-TPPH	99	88-112		
1,4-Bromofluorobenzene	92	80-120							

RL - Reporting Limit , DF - Dilution Factor , Qual - Qualifiers





Analytical Report



Delta Environmental Consultants, Inc.
312 Piercy Rd.
San Jose, CA 95138-1401

Date Received: 10/07/10
Work Order No: 10-10-0508
Preparation: EPA 3010A Total
Method: EPA 6010B

Project: 3790 Hopyard Rd., Pleasanton, CA

Page 1 of 2

Client Sample Number	Lab Sample Number	Date/Time Collected	Matrix	Instrument	Date Prepared	Date/Time Analyzed	QC Batch ID
S-6	10-10-0508-1-F	10/06/10 09:30	Aqueous	ICP 5300	10/07/10	10/08/10 11:54	101007LA8

Parameter	Result	RL	DF	Qual	Units
Iron	8.78	0.100	1		mg/L

S-4	10-10-0508-2-F	10/06/10 10:20	Aqueous	ICP 5300	10/07/10	10/08/10 12:03	101007LA8
-----	----------------	-------------------	---------	----------	----------	-------------------	-----------

Parameter	Result	RL	DF	Qual	Units
Iron	32.3	0.100	1		mg/L

SR-2	10-10-0508-3-F	10/06/10 10:40	Aqueous	ICP 5300	10/07/10	10/08/10 12:08	101007LA8
------	----------------	-------------------	---------	----------	----------	-------------------	-----------

Parameter	Result	RL	DF	Qual	Units
Iron	2.03	0.100	1		mg/L

S-2	10-10-0508-4-F	10/06/10 11:25	Aqueous	ICP 5300	10/07/10	10/08/10 12:22	101007LA8
-----	----------------	-------------------	---------	----------	----------	-------------------	-----------

Parameter	Result	RL	DF	Qual	Units
Iron	15.1	0.100	1		mg/L

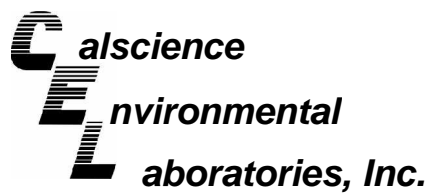
SR-3	10-10-0508-5-F	10/06/10 11:45	Aqueous	ICP 5300	10/07/10	10/08/10 12:23	101007LA8
------	----------------	-------------------	---------	----------	----------	-------------------	-----------

Parameter	Result	RL	DF	Qual	Units
Iron	6.09	0.100	1		mg/L

S-3	10-10-0508-6-F	10/06/10 12:45	Aqueous	ICP 5300	10/07/10	10/08/10 12:25	101007LA8
-----	----------------	-------------------	---------	----------	----------	-------------------	-----------

Parameter	Result	RL	DF	Qual	Units
Iron	0.639	0.100	1		mg/L

RL - Reporting Limit , DF - Dilution Factor , Qual - Qualifiers



Analytical Report



Delta Environmental Consultants, Inc.
312 Piercy Rd.
San Jose, CA 95138-1401

Date Received: 10/07/10
Work Order No: 10-10-0508
Preparation: EPA 3010A Total
Method: EPA 6010B

Project: 3790 Hopyard Rd., Pleasanton, CA

Page 2 of 2

Client Sample Number	Lab Sample Number	Date/Time Collected	Matrix	Instrument	Date Prepared	Date/Time Analyzed	QC Batch ID
Method Blank	097-01-003-11,038	N/A	Aqueous	ICP 5300	10/07/10	10/08/10 11:15	101007LA8

<u>Parameter</u>	<u>Result</u>	<u>RL</u>	<u>DF</u>	<u>Qual</u>	<u>Units</u>
Iron	ND	0.100	1		mg/L

RL - Reporting Limit , DF - Dilution Factor , Qual - Qualifiers

Analytical Report


LABORATORY ID: 10-10-0508
Method: EPA 6010B (Calculation)
Matrix: Water/Aqueous
CLIENT: Delta Environmental Consultants, Inc.
PROJECT: 3790 Hopyard Road, Pleasanton, CA

Results

Sample ID	Ferric Iron (Fe+3) mg/L	Dilution Factor	Reporting Limit	Date Extracted	Date Analyzed
S-6	5.38	1	0.10	10/07/10	10/08/10
S-4	29.1	1	0.10	10/07/10	10/08/10
SR-2	ND *	1	0.10	10/07/10	10/08/10
S-2	11.1	1	0.10	10/07/10	10/08/10
SR-3	3.29	1	0.10	10/07/10	10/08/10
S-3	ND *	1	0.10	10/07/10	10/08/10

Reporting Limit: 0.10

Laboratory Notes

Ferrous Iron results were done in the field.

* Total Iron concentration is less than Ferrous Iron concentration

Key: ND=Not Detected at the reporting level, NA=Not applicable



Quality Control - Spike/Spike Duplicate



Delta Environmental Consultants, Inc.
312 Piercy Rd.
San Jose, CA 95138-1401

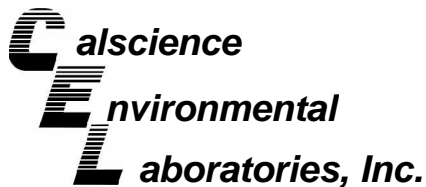
Date Received: 10/07/10
Work Order No: 10-10-0508
Preparation: EPA 3010A Total
Method: EPA 6010B

Project 3790 Hopyard Rd., Pleasanton, CA

Quality Control Sample ID	Matrix	Instrument	Date Prepared	Date Analyzed	MS/MSD Batch Number
S-6	Aqueous	ICP 5300	10/07/10	10/08/10	101007SA8

Parameter	MS %REC	MSD %REC	%REC CL	RPD	RPD CL	Qualifiers
Iron	4X	4X	65-149	4X	0-21	Q

RPD - Relative Percent Difference , CL - Control Limit



Quality Control - PDS / PDSD



Delta Environmental Consultants, Inc.
 312 Piercy Rd.
 San Jose, CA 95138-1401


Date Received 10/07/10
 Work Order No: 10-10-0508
 Preparation: EPA 3010A Total
 Method: EPA 6010B

Project: 3790 Hopyard Rd., Pleasanton, CA

Quality Control Sample ID	Matrix	Instrument	Date Prepared	Date Analyzed	PDS / PDSD Batch Number
S-6	Aqueous	ICP 5300	10/07/10	10/08/10	101007SA8

Parameter	PDS %REC	PDSD %REC	%REC CL	RPD	RPD CL	Qualifiers
Iron	4X	4X	75-125	4X	0-21	Q

RPD - Relative Percent Difference , CL - Control Limit





Quality Control - Spike/Spike Duplicate



Delta Environmental Consultants, Inc.
312 Piercy Rd.
San Jose, CA 95138-1401

Date Received: 10/07/10
Work Order No: 10-10-0508
Preparation: N/A
Method: EPA 300.0

Project 3790 Hopyard Rd., Pleasanton, CA

Quality Control Sample ID	Matrix	Instrument	Date Prepared	Date Analyzed	MS/MSD Batch Number
S-6	Aqueous	IC 7	N/A	10/08/10	101008S01

Parameter	MS %REC	MSD %REC	%REC CL	RPD	RPD CL	Qualifiers
Sulfate	103	103	80-120	0	0-20	

RPD - Relative Percent Difference , CL - Control Limit



Quality Control - Spike/Spike Duplicate



Delta Environmental Consultants, Inc.
312 Piercy Rd.
San Jose, CA 95138-1401

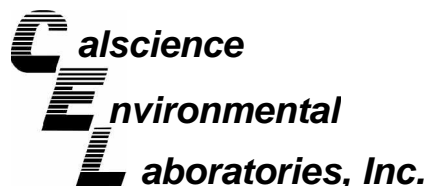
Date Received: 10/07/10
Work Order No: 10-10-0508
Preparation: EPA 5030C
Method: LUFT GC/MS / EPA 8260B

Project 3790 Hopyard Rd., Pleasanton, CA

Quality Control Sample ID	Matrix	Instrument	Date Prepared	Date Analyzed	MS/MSD Batch Number
10-10-0512-3	Aqueous	GC/MS RR	10/13/10	10/14/10	101013S02

Parameter	MS %REC	MSD %REC	%REC CL	RPD	RPD CL	Qualifiers
Benzene	94	96	80-120	2	0-20	
Ethylbenzene	92	94	73-127	2	0-20	
Toluene	90	92	80-120	2	0-20	
Methyl-t-Butyl Ether (MTBE)	87	88	65-131	1	0-22	
Tert-Butyl Alcohol (TBA)	83	83	62-134	1	0-20	
Diisopropyl Ether (DIPE)	86	88	64-136	2	0-29	
Ethyl-t-Butyl Ether (ETBE)	85	86	70-124	1	0-20	
Tert-Amyl-Methyl Ether (TAME)	87	88	71-125	1	0-20	
Ethanol	105	105	44-152	1	0-43	

RPD - Relative Percent Difference , CL - Control Limit



Quality Control - Spike/Spike Duplicate



Delta Environmental Consultants, Inc.
312 Piercy Rd.
San Jose, CA 95138-1401

Date Received: 10/07/10
Work Order No: 10-10-0508
Preparation: EPA 5030C
Method: LUFT GC/MS / EPA 8260B

Project 3790 Hopyard Rd., Pleasanton, CA

Quality Control Sample ID	Matrix	Instrument	Date Prepared	Date Analyzed	MS/MSD Batch Number
10-10-0512-2	Aqueous	GC/MS RR	10/14/10	10/14/10	101014S01

Parameter	MS %REC	MSD %REC	%REC CL	RPD	RPD CL	Qualifiers
Benzene	92	91	80-120	2	0-20	
Ethylbenzene	95	92	73-127	4	0-20	
Toluene	90	87	80-120	3	0-20	
Methyl-t-Butyl Ether (MTBE)	94	90	65-131	4	0-22	
Tert-Butyl Alcohol (TBA)	87	86	62-134	1	0-20	
Diisopropyl Ether (DIPE)	130	125	64-136	4	0-29	
Ethyl-t-Butyl Ether (ETBE)	119	114	70-124	4	0-20	
Tert-Amyl-Methyl Ether (TAME)	88	85	71-125	3	0-20	
Ethanol	119	115	44-152	3	0-43	

RPD - Relative Percent Difference , CL - Control Limit



Quality Control - LCS/LCS Duplicate



Delta Environmental Consultants, Inc.
312 Piercy Rd.
San Jose, CA 95138-1401

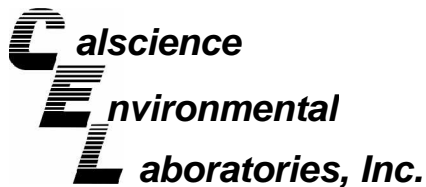
Date Received: N/A
Work Order No: 10-10-0508
Preparation: EPA 3010A Total
Method: EPA 6010B

Project: 3790 Hopyard Rd., Pleasanton, CA

Quality Control Sample ID	Matrix	Instrument	Date Prepared	Date Analyzed	LCS/LCSD Batch Number
097-01-003-11,038	Aqueous	ICP 5300	10/07/10	10/08/10	101007LA8

<u>Parameter</u>	<u>LCS %REC</u>	<u>LCSD %REC</u>	<u>%REC CL</u>	<u>RPD</u>	<u>RPD CL</u>	<u>Qualifiers</u>
Iron	103	104	80-120	0	0-20	

RPD - Relative Percent Difference , CL - Control Limit



Quality Control - LCS/LCS Duplicate



Delta Environmental Consultants, Inc.
312 Piercy Rd.
San Jose, CA 95138-1401

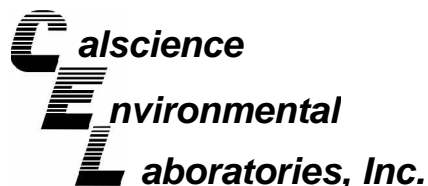
Date Received: N/A
Work Order No: 10-10-0508
Preparation: N/A
Method: EPA 300.0

Project: 3790 Hopyard Rd., Pleasanton, CA

Quality Control Sample ID	Matrix	Instrument	Date Prepared	Date Analyzed	LCS/LCSD Batch Number
099-12-906-1,312	Aqueous	IC 7	N/A	10/08/10	101008L01

<u>Parameter</u>	<u>LCS %REC</u>	<u>LCSD %REC</u>	<u>%REC CL</u>	<u>RPD</u>	<u>RPD CL</u>	<u>Qualifiers</u>
Sulfate	102	102	90-110	0	0-15	

RPD - Relative Percent Difference , CL - Control Limit



Quality Control - LCS/LCS Duplicate



Delta Environmental Consultants, Inc.
312 Piercy Rd.
San Jose, CA 95138-1401

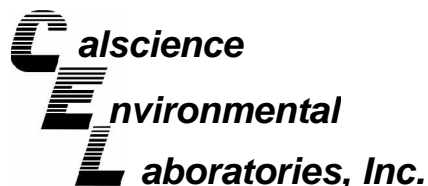
Date Received: N/A
Work Order No: 10-10-0508
Preparation: EPA 5030C
Method: LUFT GC/MS / EPA 8260B

Project: 3790 Hopyard Rd., Pleasanton, CA

Quality Control Sample ID	Matrix	Instrument	Date Prepared	Date Analyzed	LCS/LCSD Batch Number
099-12-767-4,707	Aqueous	GC/MS RR	10/13/10	10/14/10	101013L02

<u>Parameter</u>	<u>LCS %REC</u>	<u>LCSD %REC</u>	<u>%REC CL</u>	<u>RPD</u>	<u>RPD CL</u>	<u>Qualifiers</u>
Benzene	98	99	80-120	1	0-20	
Ethylbenzene	94	97	80-123	3	0-20	
Toluene	93	95	80-120	2	0-20	
Methyl-t-Butyl Ether (MTBE)	89	90	75-123	1	0-25	
Tert-Butyl Alcohol (TBA)	81	81	72-126	1	0-20	
Diisopropyl Ether (DIPE)	89	92	75-129	4	0-22	
Ethyl-t-Butyl Ether (ETBE)	87	90	76-124	3	0-20	
Tert-Amyl-Methyl Ether (TAME)	90	92	79-121	2	0-20	
Ethanol	98	96	53-143	3	0-25	
TPPH	84	83	65-135	1	0-30	

RPD - Relative Percent Difference , CL - Control Limit



Quality Control - LCS/LCS Duplicate



Delta Environmental Consultants, Inc.
312 Piercy Rd.
San Jose, CA 95138-1401

Date Received: N/A
Work Order No: 10-10-0508
Preparation: EPA 5030C
Method: LUFT GC/MS / EPA 8260B

Project: 3790 Hopyard Rd., Pleasanton, CA

Quality Control Sample ID	Matrix	Instrument	Date Prepared	Date Analyzed	LCS/LCSD Batch Number
099-12-767-4,709	Aqueous	GC/MS RR	10/14/10	10/14/10	101014L01

<u>Parameter</u>	<u>LCS %REC</u>	<u>LCSD %REC</u>	<u>%REC CL</u>	<u>RPD</u>	<u>RPD CL</u>	<u>Qualifiers</u>
Benzene	92	95	80-120	4	0-20	
Ethylbenzene	95	98	80-123	3	0-20	
Toluene	89	92	80-120	3	0-20	
Methyl-t-Butyl Ether (MTBE)	90	94	75-123	5	0-25	
Tert-Butyl Alcohol (TBA)	87	90	72-126	4	0-20	
Diisopropyl Ether (DIPE)	129	134	75-129	4	0-22	X
Ethyl-t-Butyl Ether (ETBE)	118	122	76-124	3	0-20	
Tert-Amyl-Methyl Ether (TAME)	87	91	79-121	4	0-20	
Ethanol	114	119	53-143	5	0-25	
TPPH	96	96	65-135	0	0-30	

RPD - Relative Percent Difference , CL - Control Limit

Work Order Number: 10-10-0508

<u>Qualifier</u>	<u>Definition</u>
*	See applicable analysis comment.
<	Less than the indicated value.
>	Greater than the indicated value.
1	Surrogate compound recovery was out of control due to a required sample dilution, therefore, the sample data was reported without further clarification.
2	Surrogate compound recovery was out of control due to matrix interference. The associated method blank surrogate spike compound was in control and, therefore, the sample data was reported without further clarification.
3	Recovery of the Matrix Spike (MS) or Matrix Spike Duplicate (MSD) compound was out of control due to matrix interference. The associated LCS and/or LCSD was in control and, therefore, the sample data was reported without further clarification.
4	The MS/MSD RPD was out of control due to matrix interference. The LCS/LCSD RPD was in control and, therefore, the sample data was reported without further clarification.
5	The PDS/PDSD or PES/PESD associated with this batch of samples was out of control due to a matrix interference effect. The associated batch LCS/LCSD was in control and, hence, the associated sample data was reported without further clarification.
B	Analyte was present in the associated method blank.
BU	Sample analyzed after holding time expired.
E	Concentration exceeds the calibration range.
ET	Sample was extracted past end of recommended max. holding time.
J	Analyte was detected at a concentration below the reporting limit and above the laboratory method detection limit. Reported value is estimated.
ME	LCS Recovery Percentage is within LCS ME Control Limit range.
ND	Parameter not detected at the indicated reporting limit.
Q	Spike recovery and RPD control limits do not apply resulting from the parameter concentration in the sample exceeding the spike concentration by a factor of four or greater.
X	% Recovery and/or RPD out-of-range.
Z	Analyte presence was not confirmed by second column or GC/MS analysis. Solid - Unless otherwise indicated, solid sample data is reported on a wet weight basis, not corrected for % moisture.



LAB (LOCATION)

- CALSCIENCE ()
- SPL ()
- XENCO ()
- TEST AMERICA ()
- OTHER ()



Shell Oil Products Chain Of Custody Record

Please Check Appropriate Box:				Print Bill To Contact Name:				INCIDENT # (ENV SERVICES)				<input type="checkbox"/> CHECK IF NO INCIDENT # APPLIES					
<input type="checkbox"/> ENV. SERVICES		<input type="checkbox"/> MOTIVA RETAIL		<input type="checkbox"/> SHELL RETAIL		Angela Pico				9 8 9 9 5 8 4 2				DATE: _____			
<input type="checkbox"/> MOTIVA SD&CM		<input checked="" type="checkbox"/> CONSULTANT		<input type="checkbox"/> LUBES		PO #				SAP #				PAGE: 1 of 1			
<input type="checkbox"/> SHELL PIPELINE		<input type="checkbox"/> OTHER								1 3 5 7 8 4							

SAMPLING COMPANY: Delta Consultants				LOG CODE:				SITE ADDRESS: Street and City 3790 Hopyard Road; Pleasanton				State: CA				GLOBAL ID NO.: T0600101257							
ADDRESS: 312 Piercy Road, San Jose, CA 95138				PROJECT CONTACT (Hardcopy or PDF Report to): Regina Bussard				EDF DELIVERABLE TO (Name, Company, Office Location): Angela Pico				PHONE NO.: 408-826-1876				E-MAIL: apico@deltaenv.com				CONSULTANT PROJECT NO.: SCA5251H1D			
TELEPHONE: 408-826-1875		FAX: 408-225-8506		E-MAIL: RBussard@deltaenv.com																LAB USE ONLY 10-0508			

TURNAROUND TIME (CALENDAR DAYS):
 STANDARD (14 DAY)
 5 DAYS
 3 DAYS
 2 DAYS
 24 HOURS
 RESULTS NEEDED ON WEEKEND

LA - RWQCB REPORT FORMAT UST AGENCY:

SPECIAL INSTRUCTIONS OR NOTES :

- SHELL CONTRACT RATE APPLIES
- STATE REIMBURSEMENT RATE APPLIES
- EDD NOT NEEDED
- RECEIPT VERIFICATION REQUESTED

LAB USE ONLY	Field Sample Identification	SAMPLING		MATRIX	PRESERVATIVE					NO. OF CONT.	Gasoline Hydrocarbons			Sulfate Indicators			Waste Characterization	TEMPERATURE ON RECEIPT C°			
		DATE	TIME		HCL	HNO3	H2SO4	NONE	OTHER		TPH-Gasoline (8260B)	BTEX (8260B)	Fuel Oxy. ethanol (8260B)	pH	Sulfate	Ferrous Iron			Ferric Iron		
																				REQUESTED ANALYSIS	
1	S-6	10/6/10	0930	W	4	1		1	6	X	X	X				6.51	X	3.4	X		
2	S-4	↓	1020	W	4	1		1	6	X	X	X				6.54	X	2.2	X		
3	SR-2		1040	W	4	1		1	6	X	X	X				6.73	X	2.6	X		
4	S-2		1125	W	4	1		1	6	X	X	X				6.55	X	4.0	X		
5	SR-3		1145	W	4	1		1	6	X	X	X				6.58	X	2.8	X		
6	S-3		1245	W	4	1		1	6	X	X	X				6.31	X	0.8	X		

Relinquished by: (Signature) <i>Sara Sicheley</i>		Received by: (Signature) <i>GSO</i>		Date: 10/6/10		Time: 1500	
Relinquished by: (Signature)		Received by: (Signature) <i>J. Patz</i>		Date: 10/7/10		Time: 1030	
Relinquished by: (Signature)		Received by: (Signature)		Date:		Time:	

05/2/06 Revision

0508

GOLDEN STATE OPERATIONS

800-322-5555 www.gso.com



SHIPPING AIR BILL

FROM	1	DATE	
		COMPANY	
		ADDRESS	
		ADDRESS	STE/ ROOM
		CITY	ZIP CODE
	SENDER'S NAME	PHONE NUMBER	
TO	2	COMPANY NAME	PHONE NUMBER
		ADDRESS	
		ADDRESS	STE/ ROOM
	CITY	ZIP CODE	
3	YOUR INTERNAL BILLING REFERENCE WILL APPEAR ON YOUR INVOICE		
SPECIAL INSTRUCTIONS			

1-800-322-5555

WWW.GSO.COM

4 PACKAGE INFORMATION

LETTER (MAX 8 OZ)

PACKAGE (WT) _____

DECLARED VALUE \$ _____

COD AMOUNT \$ _____
(CASH NOT ACCEPTED)

5 DELIVERY SERVICE PRIORITY OVERNIGHT BY 10:30 AM EARLY PRIORITY BY 8:00 AM SATURDAY DELIVERY

*DELIVERY TIMES MAY BE LATER IN SOME AREAS * CONSULT YOUR SERVICE GUIDE OR CALL GOLDEN STATE OVER

6 RELEASE SIGNATURE _____
SIGN TO AUTHORIZE DELIVERY WITHOUT OBTAINING SIGNATURE

7 _____

8 PICK UP INFORMATION

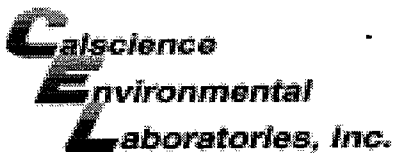
TIME	DRIVER #	ROUTE #
106280198		

PEEL OFF HERE



9 GSO TRACKING NUMBER 106280198

Signature type
SIGNATURE REQUIRED



WORK ORDER #: 10-10-0509

SAMPLE RECEIPT FORM

Cooler 1 of 1

CLIENT: Delta

DATE: 10/07/10

TEMPERATURE: Thermometer ID: SC1 (Criteria: 0.0°C - 6.0°C, not frozen)

Temperature 4.1°C + 0.5°C (CF) = 4.6°C [] Blank [x] Sample

- [] Sample(s) outside temperature criteria (PM/APM contacted by: _____).
[] Sample(s) outside temperature criteria but received on ice/chilled on same day of sampling.

[] Received at ambient temperature, placed on ice for transport by Courier.

Ambient Temperature: [] Air [] Filter

Initial: [Signature]

CUSTODY SEALS INTACT:

- [] Cooler [] _____ [] No (Not Intact) [x] Not Present [] N/A
[] Sample [] _____ [] No (Not Intact) [x] Not Present

Initial: [Signature]
Initial: [Signature]

SAMPLE CONDITION:

Table with 4 columns: Item, Yes, No, N/A. Rows include Chain-Of-Custody (COC) document(s) received with samples, COC document(s) received complete, Collection date/time, matrix, and/or # of containers logged in based on sample labels, No analysis requested, Not relinquished, No date/time relinquished, Sampler's name indicated on COC, Sample container label(s) consistent with COC, Sample container(s) intact and good condition, Proper containers and sufficient volume for analyses requested, Analyses received within holding time, pH / Residual Chlorine / Dissolved Sulfide received within 24 hours, Proper preservation noted on COC or sample container, Unpreserved vials received for Volatiles analysis, Volatile analysis container(s) free of headspace, Tedlar bag(s) free of condensation.

CONTAINER TYPE:

- Solid: [] 4ozCGJ [] 8ozCGJ [] 16ozCGJ [] Sleeve (____) [] EnCores® [] TerraCores® [] _____
Water: [] VOA [x] VOAh [] VOAna2 [] 125AGB [] 125AGBh [] 125AGBp [] 1AGB [] 1AGBna2 [] 1AGBs
[] 500AGB [] 500AGJ [] 500AGJs [] 250AGB [] 250CGB [] 250CGBs [] 1PB [] 500PB [] 500PBna
[x] 250PB [x] 250PBn [] 125PB [] 125PBzanna [] 100PJ [] 100PJna2 [] _____ [] _____ [] _____

Air: [] Tedlar® [] Summa® Other: [] _____ Trip Blank Lot#: _____ Labeled/Checked by: KM
Container: C: Clear A: Amber P: Plastic G: Glass J: Jar B: Bottle Z: Ziploc/Resealable Bag E: Envelope Reviewed by: HC
Preservative: h: HCL n: HNO3 na2: Na2S2O3 na: NaOH p: H3PO4 s: H2SO4 zanna: ZnAc2+NaOH f: Field-filtered Scanned by: AJC

SAMPLE ANOMALY FORM

SAMPLES - CONTAINERS & LABELS:

Comments:

- Sample(s)/Container(s) NOT RECEIVED but listed on COC
- Sample(s)/Container(s) received but NOT LISTED on COC
- Holding time expired – list sample ID(s) and test
- Insufficient quantities for analysis – list test
- Improper container(s) used – list test
- Improper preservative used – list test
- No preservative noted on COC or label – list test & notify lab
- Sample labels illegible – note test/container type
- Sample label(s) do not match COC – Note in comments
 - Sample ID
 - Date and/or Time Collected
 - Project Information
 - # of Container(s)
 - Analysis
- Sample container(s) compromised – Note in comments
 - Water present in sample container
 - Broken
- Sample container(s) not labeled
- Air sample container(s) compromised – Note in comments
 - Flat
 - Very low in volume
 - Leaking (Not transferred - duplicate bag submitted)
 - Leaking (transferred into Calscience Tedlar® Bag*)
 - Leaking (transferred into Client's Tedlar® Bag*)
- Other: _____

HEADSPACE – Containers with Bubble > 6mm or ¼ inch:

Sample #	Container ID(s)	# of Vials Received	Sample #	Container ID(s)	# of Vials Received	Sample #	Container ID(s)	# of Cont. received	Analysis
2	D	4							
6	B,C,D	4							

Comments: _____

*Transferred at Client's request. Initial / Date: KM 10/07/10