

RO360
File Copy

CAMBRIA

September 21, 2006

Mr. Paul Smith
Livermore-Pleasanton Fire Department
3560 Nevada Street
Pleasanton, California 94566

2006 SEP 25 PM 3:23

Re: **Underground Storage Tank Removal Report**
Shell-branded Service Station
4226 First Street
Pleasanton, CA
SAP Code 135782
Cambria Project No. 207-0523-001

Alameda County
SEP 28 2006
Environmental Health



Dear Mr. Smith:

Cambria Environmental Technology, Inc. (Cambria) prepared this report on behalf of Equilon Enterprises LLC dba Shell Oil Products US (Shell) to document the recent underground storage tank (UST) removal activities at the referenced site. Under Livermore-Pleasanton Fire Department (LFPD) direction, Cambria performed soil sampling following the removal of one waste oil UST. Cambria performed the work in accordance with Alameda County Health Care Services Agency (ACHCSA) and San Francisco Bay Regional Water Quality Control Board (SFBRWQCB) guidelines.

SITE DESCRIPTION

The subject site is an active Shell-branded service station located on the southern corner of the First Street and Vineyard Avenue intersection in a mixed commercial and residential area of Pleasanton, California (Figure 1). Prior to the waste oil UST removal, the site layout included a station building, three fuel USTs, one waste oil UST, and two dispenser islands (Figure 2).

SAMPLING ACTIVITIES AND SAMPLE ANALYSES

On July 20, 2006, Wayne Perry, Inc. (Wayne Perry) of Sacramento, California removed one 550-gallon, single-wall, fiberglass waste oil UST. Attachment A presents Cambria's tank removal sampling procedures.

**Cambria
Environmental
Technology, Inc.**


5900 Hollis Street
Suite A
Emeryville, CA 94608
Tel (510) 420-0700
Fax (510) 420-9170

Personnel Present:

- Paul Smith, Hazardous Materials Inspector, LPPD
- Frank Kramer, Project Manager, Wayne Perry
- Chris Steadman, Construction Foreman, Wayne Perry
- Bill DeBoer, Staff Geologist, Cambria

Sampling Date: July 20, 2006

UST Removal Observations: Cambria observed no cracks, holes, or corrosion in the UST upon removal.



UST Excavation Soil Sampling: Cambria collected one soil sample (WO-2-14) from the bottom of the UST excavation at a depth of 14 feet below grade using an excavator. Figure 2 shows the sampling location. The soil was removed from the excavator bucket and packed into a clean brass sample tube; the tube ends were covered with Teflon[®] tape and plastic end caps. The soil sample was labeled, placed into a cooler with ice, entered onto a chain-of-custody record, and transported to a California-certified analytical laboratory.

Chemical Analyses: State-certified laboratories Kiff Analytical LLC (Kiff) of Davis, California and Calscience Environmental Laboratories, Inc. (Calscience) of Garden Grove, California analyzed the soil sample for:

- Oil and grease by EPA Method 1664 A Modified;
- Total petroleum hydrocarbons as diesel (TPHd) by EPA Method 8015 (Modified);
- Total petroleum hydrocarbons as gasoline (TPHg), benzene, toluene, ethylbenzene, and xylenes (BTEX), methyl tertiary-butyl ether (MTBE), ethyl tertiary-butyl ether (ETBE), di-isopropyl ether (DIPE), tertiary-amyl methyl ether (TAME), tertiary-butanol (TBA), 1,2-dichloroethane (1,2-DCA), 1,2-dibromoethane (EDB), and chlorinated hydrocarbons by EPA Method 8260B;
- Cadmium, chromium, lead, nickel, and zinc by EPA Method 6010B;
- Polychlorinated biphenyls (PCBs) by EPA Method 8082; and
- Polynuclear aromatics (PNAs), pentachlorophenol (PCP), and creosote by EPA Method 8270C.

Attachment B includes the laboratory report.

Soil Disposal: Approximately 20 cubic yards of pea gravel were generated during field activities and temporarily stored in the waste oil UST excavation, which was lined with plastic sheeting. The pea gravel was sampled and profiled for disposal. Attachment B includes the laboratory report. On September 11, 2006, Manley and Sons Trucking, Inc. of Sacramento,

California transported the pea gravel to Allied Waste Industries' Forward Landfill in Manteca, California for disposal as non-hazardous waste. Attachment C presents the disposal confirmation.

ANALYTICAL RESULTS

Table 1 summarizes soil analytical results, and Attachment B presents the laboratory analytical reports. A summary of these data is presented below.



Soil sample WO-2-14 contained 26 parts per million (ppm) oil and grease, 5.5 ppm TPHd, 0.021 ppm MTBE, 40.7 ppm chromium, 6.00 ppm lead, 46.9 ppm nickel, and 52.5 ppm zinc.

Based on these concentrations, Shell submitted an Underground Storage Tank Unauthorized Release (Leak)/Site Contamination Report (Unauthorized Release Report) on July 28, 2006. Attachment C presents this report.

CONCLUSIONS

All the detections are below SFBRWQCB environmental screening levels for deep soil (greater than 3 meters below grade) where groundwater is a current or potential drinking water source for residential land use areas. Therefore, based on these results, no further investigation of waste oil constituents is warranted.

CLOSING


If you have any questions regarding the contents of this report, please call Stewart Dalie at (510) 420-3339.

Sincerely,
Cambria Environmental Technology, Inc.



Bonda Curb
for Stewart A. Dalie IV
Senior Staff Scientist

Aubrey K Cool
Aubrey K. Cool, P.G.
Senior Project Geologist



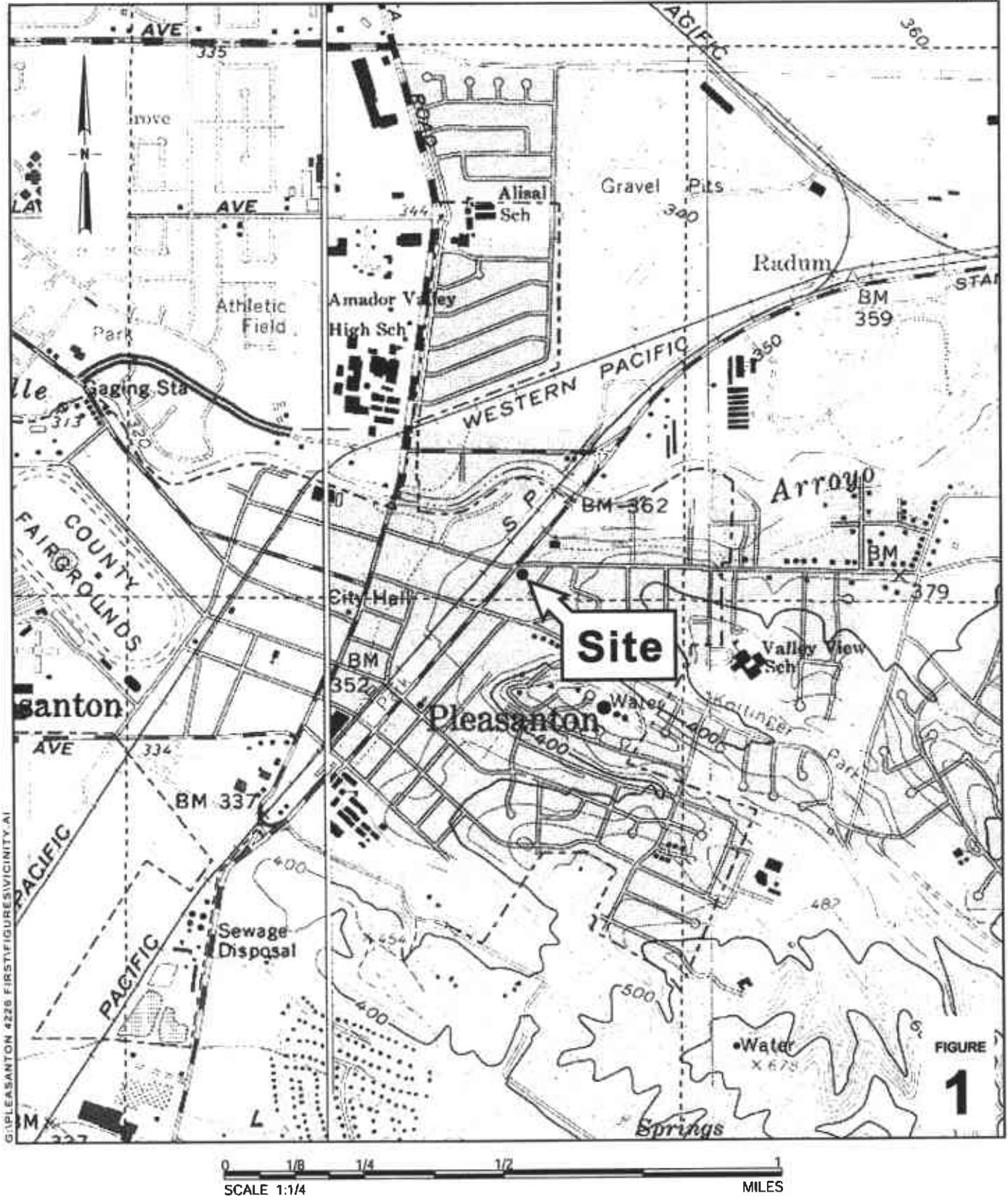
Figures: 1 - Vicinity Map
2 - Site Plan

Table: 1 - Soil Analytical Data

Attachments: A - Tank Removal Sampling Procedures
B - Laboratory Analytical Reports
C - Disposal Confirmation
D - Unauthorized Release Report

cc: Jeff Miller, Shell Oil Products US, 1635 Pacheco Boulevard, Martinez, CA 94553
Denis Brown, Shell Oil Products US 20945 S. Wilmington Ave., Carson, CA 90810
Jerry Wickham, Alameda County Health Care Services Agency, 1131 Harbor Bay
Parkway, 2nd Floor, Room 250, Alameda, CA 94502-6577
Douglas & Mary Safreno, 1627 Vineyard Avenue, Pleasanton, CA 94566-6389

G:\Pleasanton 4226 First\2006 Waste Oil Tank Removal\2006 Report\Waste Oil Report.doc



Shell-branded Service Station
 4226 First Street
 Pleasanton, California
 Incident No. 98995840



C A M B R I A

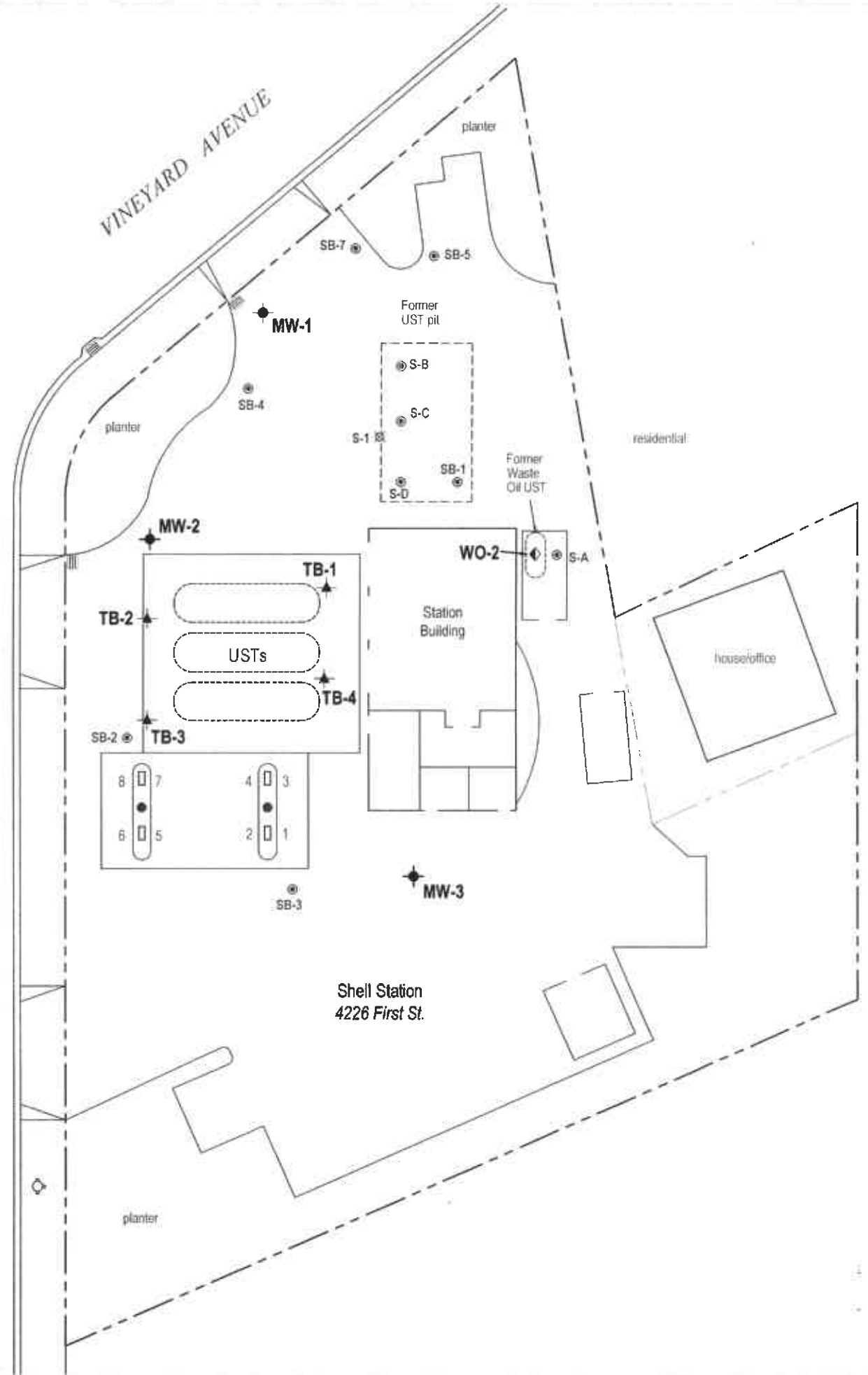
Vicinity Map

G:\PLEASANTON 4226 FIRST\FIGURES\SITE PLAN.DWG



FIRST STREET

VINEYARD AVENUE



EXPLANATION	
WO-2 ◊	Soil sample location (7/20/06)
MW-1 ◆	Monitoring well location
S-1 ⊗	Destroyed well location
TB-1 +	Observation well location
SB-1 ●	Soil boring location

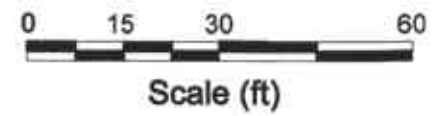


FIGURE 2

Shell-branded Service Station

4226 First Street
Pleasanton, California
Incident No. 98995840



C A M B R I A

Site Plan

Table 1. Soil Analytical Data - Shell-branded Service Station, 4226 First Street, Pleasanton California

Sample ID	Date Sampled	Depth (fbg)	O&G	TPHd	TPHg	BTEX	Chlorinated Hydro- carbons	MTBE	OXYs	1,2-DCA	EDB	(mg/kg)									
												Cd	Cr	Pb	Ni	Zn	PNAAs	PCP	Creosote	PCBs	
W0-2-14	20-Jul-06	14	26	5.5 ^a	<1.0	<0.0050	ND	0.021	<0.0050	<0.0050	<0.0050	<0.500	40.7	6.00	46.9	52.5	ND	<2.5	<0.40	<0.050	
			1,000	100	100	Varies	Varies	2.0	Varies	0.0045	0.00033	38	58	750	1,000	2,500	Varies	5.3	--	6.3	

SFBRWQCB ESLs for deep soil (greater than 3 meters) where groundwater is a current or potential drinking water source (Residential Land Use)

Abbreviations and Notes:

O&G = Oil and grease by EPA Method 1664 A (Modified)

TPHd = Total petroleum hydrocarbons as diesel by EPA Method 8015 (Modified)

TPHg = Total petroleum hydrocarbons as gasoline by EPA Method 8260B

BTEX = Benzene, toluene, ethylbenzene, and total xylenes by EPA Method 8260B

Chlorinated hydrocarbons by EPA Method 8260B; see laboratory analytical report for a complete list of specific constituents

MTBE - Methyl tertiary-butyl ether by EPA Method 8260B

OXYs = Di-isopropyl ether, ethyl tertiary-butyl ether, tertiary-amy methyl ether, and tertiary-butanol by EPA Method 8260B

1,2-DCA = 1,2-Dichloroethane by EPA Method 8260B

EDB = 1,2-Dibromoethane by EPA Method 8260B

Cd = Cadmium by EPA Method 6010B

Cr = Chromium by EPA Method 6010B

Pb = Lead by EPA Method 6010B

Ni = Nickel by EPA Method 6010B

Zn = Zinc by EPA Method 6010B

PNAAs = Polynuclear aromatics by EPA Method 8270C; see laboratory analytical report for a complete list of specific constituents

PCP = Pentachlorophenol by EPA Method 8270C

Creosote analyzed by EPA Method 8270C. It is reported as a combination of naphthalene, acenaphthylene, fluorene, phenanthrene, anthracene, fluoranthene, pyrene, 1-methylnaphthalene, and 2-methylnaphthene.

PCBs = Polychlorinated biphenyls by EPA Method 8082; see laboratory analytical report for a complete list of specific constituents

fbg = Feet below grade

mg/kg = Milligrams per kilogram (parts per million)

<x = Not detected at reporting limit x

ND = Not detected; see laboratory analytical report for constituent-specific reporting limits

-- = No applicable environmental screening level

a = Hydrocarbons reported as TPHd do not exhibit a typical Diesel chromatographic pattern. These hydrocarbons are higher boiling than typical diesel fuel.

Data in **BOLD** equals or exceeds applicable San Francisco Bay Regional Water Quality Control Board (SFBRWQCB) environmental screening level (ESL) value

ATTACHMENT A

Tank Removal Sampling Procedures

TANK REMOVAL SAMPLING PROCEDURES

This document describes Cambria Environmental Technology's standard operating procedures for collecting soil and ground water samples during underground storage tank removal. These procedures ensure that the samples are collected, handled, and documented in compliance with California Administration Code Title 23: Waters; Chapter 3: Water Resources Control Board; Subchapter 16: Underground Storage Tank Regulations (Title 23). Cambria's sampling procedures are based on guidelines contained in the California State Regional Water Quality Control Board Tri-Regional Staff Recommendations for Preliminary Evaluation and Investigation of Underground Tank Sites dated August 10, 1990.

Tank Removal Sampling

The objective of sample collection during routine underground storage tank removals is to determine whether hydrocarbons or other stored chemicals have leaked to the subsurface. If no ground water is encountered within the tank excavation, Cambria will sample native soil 1 to 2 ft beneath the removed tank. Additional soil samples may also be collected at locations of obvious spillage to determine maximum concentrations in the surrounding soils. For underground storage tanks with a capacity of less than 1,000 gallons, one soil sample is collected beneath the fill end of the tank. For tanks with a capacity of between 1,000 and 10,000 gallons, one soil sample is collected beneath each end of the tank. For tanks larger than 10,000 gallons, 3 or more soil samples are collected beneath the removed tank. We also collect one soil sample for every 20 ft of product piping.

In cases where ground water is encountered within underground storage tank excavations, Cambria will collect confirmatory soil samples from the excavation sidewalls just above the soil/ground water interface and a representative ground water sample from the excavation. The excavation is typically purged and allowed to recover prior to collecting the water sample. For tanks with capacities of 10,000 gallons or less, one soil sample is collected from the wall at each end of the tank excavation. For tanks with capacities greater than 10,000 gallons, or tank clusters, at least four soil samples are collected from the excavation walls next to the tank ends. Piping samples are collected in native soil 1 to 2 ft beneath the removed piping. One sample is typically collected for every 20 linear ft of piping unless regulatory agencies approve of different sampling requirements.

The soil samples are collected in steam cleaned brass or steel tubes from either a driven split-spoon type sampler or the bucket of a backhoe. When a backhoe is used, approximately three inches of soil are scraped from the surface and the tube is driven into the exposed soil.

Upon removal from the split-spoon sampler or the backhoe, the samples are trimmed flush, capped with Teflon sheets and plastic end caps, labeled, logged and refrigerated for delivery under chain of custody to a State certified analytic laboratory.

The ground water sample is collected using steam cleaned Teflon or PVC bailers, decanted into a volatile organic analysis (VOA) bottle or other appropriate clean sample container, refrigerated and transported under chain of custody to a State certified analytic laboratory.

ATTACHMENT B

Laboratory Analytical Reports



Report Number : 51216

Date : 7/25/2006

Aubrey Cool
Cambria Environmental Technology, Inc.
5900 Hollis Street, Suite A
Emeryville, CA 94608

Subject : 1 Soil Sample
Project Name : 4226 1st Street, Pleasanton
Project Number : 207-0523-001
P.O. Number : 135782

Dear Ms. Cool,

Chemical analysis of the samples referenced above has been completed. Summaries of the data are contained on the following pages. Sample(s) were received under documented chain-of-custody. US EPA protocols for sample storage and preservation were followed.

Kiff Analytical is certified by the State of California (# 2236). If you have any questions regarding procedures or results, please call me at 530-297-4800.

Sincerely,

A handwritten signature in black ink, appearing to read "Joel Kiff".

Joel Kiff



Subject : 1 Soil Sample
Project Name : 4226 1st Street, Pleasanton
Project Number : 207-0523-001
P.O. Number : 135782

Case Narrative

Hydrocarbons reported as TPH as Diesel do not exhibit a typical Diesel chromatographic pattern for sample WO-2-14. These hydrocarbons are higher boiling than typical diesel fuel.

Approved By: _____


Joel Kiff



Report Number : 51216

Date : 7/25/2006

Project Name : 4226 1st Street, Pleasanton

Project Number : 207-0523-001

Sample : WO-2-14

Matrix : Soil

Lab Number : 51216-01

Sample Date : 7/20/2006

Parameter	Measured Value	Method Reporting Limit	Units	Analysis Method	Date Analyzed
TPH as Diesel	5.5	1.0	mg/Kg	M EPA 8015	7/25/2006
1-Chlorooctadecane (Diesel Surrogate)	79.5		% Recovery	M EPA 8015	7/25/2006

Approved By:

Joel Kiff

Sample : WO-2-14

Project Name : 4226 1st Street, Pleasanton

Project Number : 207-0523-001

Lab Number : 51216-01

Date Analyzed : 7/21/2006

Matrix : Soil

Sample Date : 7/20/2006

Analysis Method: EPA 8260B

Parameter	Measured Value	MRL ¹	Units
Benzene	< 0.0050	0.0050	mg/Kg
Toluene	< 0.0050	0.0050	mg/Kg
Ethylbenzene	< 0.0050	0.0050	mg/Kg
Total Xylenes	< 0.0050	0.0050	mg/Kg
Methyl-t-butyl ether (MTBE)	0.021	0.0050	mg/Kg
Diisopropyl ether (DIPE)	< 0.0050	0.0050	mg/Kg
Ethyl-t-butyl ether (ETBE)	< 0.0050	0.0050	mg/Kg
Tert-amyl methyl ether (TAME)	< 0.0050	0.0050	mg/Kg
Tert-Butanol	< 0.0050	0.0050	mg/Kg
TPH as Gasoline	< 1.0	1.0	mg/Kg
Chloromethane	< 0.0050	0.0050	mg/Kg
Vinyl Chloride	< 0.0050	0.0050	mg/Kg
Bromomethane	< 0.020	0.020	mg/Kg
Chloroethane	< 0.0050	0.0050	mg/Kg
Trichlorofluoromethane	< 0.0050	0.0050	mg/Kg
1,1-Dichloroethene	< 0.0050	0.0050	mg/Kg
Methylene Chloride	< 0.0050	0.0050	mg/Kg
trans-1,2-Dichloroethene	< 0.0050	0.0050	mg/Kg
1,1-Dichloroethane	< 0.0050	0.0050	mg/Kg
cis-1,2-Dichloroethene	< 0.0050	0.0050	mg/Kg
Chloroform	< 0.0050	0.0050	mg/Kg
1,1,1-Trichloroethane	< 0.0050	0.0050	mg/Kg
1,2-Dichloroethane	< 0.0050	0.0050	mg/Kg
Carbon Tetrachloride	< 0.0050	0.0050	mg/Kg
Trichloroethene	< 0.0050	0.0050	mg/Kg
1,2-Dichloropropane	< 0.0050	0.0050	mg/Kg
Bromodichloromethane	< 0.0050	0.0050	mg/Kg
cis-1,3-Dichloropropene	< 0.0050	0.0050	mg/Kg
trans-1,3-Dichloropropene	< 0.0050	0.0050	mg/Kg
1,1,2-Trichloroethane	< 0.0050	0.0050	mg/Kg
Tetrachloroethene	< 0.0050	0.0050	mg/Kg
Dibromochloromethane	< 0.0050	0.0050	mg/Kg
Chlorobenzene	< 0.0050	0.0050	mg/Kg
Bromoform	< 0.0050	0.0050	mg/Kg
1,1,2,2-Tetrachloroethane	< 0.0050	0.0050	mg/Kg
1,3-Dichlorobenzene	< 0.0050	0.0050	mg/Kg

Parameter	Measured Value	MRL ¹	Units
1,4-Dichlorobenzene	< 0.0050	0.0050	mg/Kg
1,2-Dichlorobenzene	< 0.0050	0.0050	mg/Kg
1,2-Dibromoethane	< 0.0050	0.0050	mg/Kg
Toluene - d8 (Surr)	101		% Recovery
4-Bromofluorobenzene (Surr)	95.4		% Recovery
Dibromofluoromethane (Surr)	97.9		% Recovery
1,2-Dichloroethane-d4 (Surr)	96.2		% Recovery

1) MRL = Method reporting limit
 2) MRL raised due to interference

Approved By:



Joel Kiff

QC Report : Method Blank Data

Project Name : 4226 1st Street, Pleasanton

Project Number : 207-0523-001

Parameter	Measured Value	Method Reporting Limit	Units	Analysis Method	Date Analyzed
TPH as Diesel	< 1.0	1.0	mg/Kg	M EPA 8015	7/24/2006
1-Chlorooctadecane (Diesel Surrogate)	86.3		%	M EPA 8015	7/24/2006
Benzene	< 0.0050	0.0050	mg/Kg	EPA 8260B	7/21/2006
Toluene	< 0.0050	0.0050	mg/Kg	EPA 8260B	7/21/2006
Ethylbenzene	< 0.0050	0.0050	mg/Kg	EPA 8260B	7/21/2006
Total Xylenes	< 0.0050	0.0050	mg/Kg	EPA 8260B	7/21/2006
Methyl-t-butyl ether (MTBE)	< 0.0050	0.0050	mg/Kg	EPA 8260B	7/21/2006
Diisopropyl ether (DIPE)	< 0.0050	0.0050	mg/Kg	EPA 8260B	7/21/2006
Ethyl-t-butyl ether (ETBE)	< 0.0050	0.0050	mg/Kg	EPA 8260B	7/21/2006
Tert-amyl methyl ether (TAME)	< 0.0050	0.0050	mg/Kg	EPA 8260B	7/21/2006
Tert-Butanol	< 0.0050	0.0050	mg/Kg	EPA 8260B	7/21/2006
TPH as Gasoline	< 1.0	1.0	mg/Kg	EPA 8260B	7/21/2006
Chloromethane	< 0.0050	0.0050	mg/Kg	EPA 8260B	7/21/2006
Vinyl Chloride	< 0.0050	0.0050	mg/Kg	EPA 8260B	7/21/2006
Bromomethane	< 0.020	0.020	mg/Kg	EPA 8260B	7/21/2006
Chloroethane	< 0.0050	0.0050	mg/Kg	EPA 8260B	7/21/2006
Trichlorofluoromethane	< 0.0050	0.0050	mg/Kg	EPA 8260B	7/21/2006
1,1-Dichloroethene	< 0.0050	0.0050	mg/Kg	EPA 8260B	7/21/2006
Methylene Chloride	< 0.0050	0.0050	mg/Kg	EPA 8260B	7/21/2006
trans-1,2-Dichloroethene	< 0.0050	0.0050	mg/Kg	EPA 8260B	7/21/2006
1,1-Dichloroethane	< 0.0050	0.0050	mg/Kg	EPA 8260B	7/21/2006
cis-1,2-Dichloroethene	< 0.0050	0.0050	mg/Kg	EPA 8260B	7/21/2006
Chloroform	< 0.0050	0.0050	mg/Kg	EPA 8260B	7/21/2006
1,1,1-Trichloroethane	< 0.0050	0.0050	mg/Kg	EPA 8260B	7/21/2006
1,2-Dichloroethane	< 0.0050	0.0050	mg/Kg	EPA 8260B	7/21/2006
Carbon Tetrachloride	< 0.0050	0.0050	mg/Kg	EPA 8260B	7/21/2006
Trichloroethene	< 0.0050	0.0050	mg/Kg	EPA 8260B	7/21/2006
1,2-Dichloropropane	< 0.0050	0.0050	mg/Kg	EPA 8260B	7/21/2006
Bromodichloromethane	< 0.0050	0.0050	mg/Kg	EPA 8260B	7/21/2006
cis-1,3-Dichloropropene	< 0.0050	0.0050	mg/Kg	EPA 8260B	7/21/2006
trans-1,3-Dichloropropene	< 0.0050	0.0050	mg/Kg	EPA 8260B	7/21/2006
1,1,2-Trichloroethane	< 0.0050	0.0050	mg/Kg	EPA 8260B	7/21/2006
Tetrachloroethene	< 0.0050	0.0050	mg/Kg	EPA 8260B	7/21/2006

Parameter	Measured Value	Method Reporting Limit	Units	Analysis Method	Date Analyzed
Dibromochloromethane	< 0.0050	0.0050	mg/Kg	EPA 8260B	7/21/2006
Chlorobenzene	< 0.0050	0.0050	mg/Kg	EPA 8260B	7/21/2006
Bromoform	< 0.0050	0.0050	mg/Kg	EPA 8260B	7/21/2006
1,1,2,2-Tetrachloroethane	< 0.0050	0.0050	mg/Kg	EPA 8260B	7/21/2006
1,3-Dichlorobenzene	< 0.0050	0.0050	mg/Kg	EPA 8260B	7/21/2006
1,4-Dichlorobenzene	< 0.0050	0.0050	mg/Kg	EPA 8260B	7/21/2006
1,2-Dichlorobenzene	< 0.0050	0.0050	mg/Kg	EPA 8260B	7/21/2006
1,2-Dibromoethane	< 0.0050	0.0050	mg/Kg	EPA 8260B	7/21/2006
Toluene - d8 (Surr)	96.9		%	EPA 8260B	7/21/2006
4-Bromofluorobenzene (Surr)	106		%	EPA 8260B	7/21/2006
Dibromofluoromethane (Surr)	112		%	EPA 8260B	7/21/2006
1,2-Dichloroethane-d4 (Surr)	106		%	EPA 8260B	7/21/2006

Approved By:  Joel Kiff

KIFF ANALYTICAL, LLC

2795 2nd St, Suite 300 Davis, CA 95616 530-297-4800

Report Number : 51216

Date : 7/25/2006

QC Report : Matrix Spike/ Matrix Spike Duplicate


Project Name : **4226 1st Street,**

Project Number : **207-0523-001**

Parameter	Spiked Sample	Sample Value	Spike Level	Spike Dup. Level	Spiked Sample Value	Duplicate Spiked Sample Value	Units	Analysis Method	Date Analyzed	Spiked Sample Percent Recov.	Duplicate Spiked Sample Percent Recov.	Relative Percent Diff.	Spiked Sample Percent Recov. Limit	Relative Percent Diff. Limit
Benzene	51192-02	<0.0050	0.0376	0.0381	0.0394	0.0390	mg/Kg	EPA 8260B	7/21/06	105	102	2.27	70-130	25
Toluene	51192-02	<0.0050	0.0376	0.0381	0.0391	0.0390	mg/Kg	EPA 8260B	7/21/06	104	102	1.52	70-130	25
Tert-Butanol	51192-02	0.0051	0.188	0.190	0.191	0.188	mg/Kg	EPA 8260B	7/21/06	98.8	96.2	2.72	70-130	25
Methyl-t-Butyl Ether	51192-02	<0.0050	0.0376	0.0381	0.0385	0.0388	mg/Kg	EPA 8260B	7/21/06	102	102	0.691	70-130	25
TPH as Diesel	51192-03	<1.0	20.0	20.0	20.2	20.5	mg/Kg	M EPA 8015	7/24/06	101	103	1.42	60-140	25

KIFF ANALYTICAL, LLC

2795 2nd St, Suite 300 Davis, CA 95616 530-297-4800

Approved By:  Joe Kiff

Report Number : 51216

Date : 7/25/2006

QC Report : Laboratory Control Sample (LCS)

Project Name : **4226 1st Street,**

Project Number : **207-0523-001**

Parameter	Spike Level	Units	Analysis Method	Date Analyzed	LCS Percent Recov.	LCS Percent Recov. Limit
Benzene	0.0381	mg/Kg	EPA 8260B	7/21/06	102	70-130
Toluene	0.0381	mg/Kg	EPA 8260B	7/21/06	102	70-130
Tert-Butanol	0.190	mg/Kg	EPA 8260B	7/21/06	93.5	70-130
Methyl-t-Butyl Ether	0.0381	mg/Kg	EPA 8260B	7/21/06	99.0	70-130
TPH as Diesel	20.0	mg/Kg	M EPA 8015	7/24/06	107	70-130

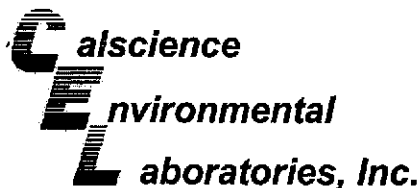
KIFF ANALYTICAL, LLC

2795 2nd St, Suite 300 Davis, CA 95616 530-297-4800

Approved By:

Joel Kiff





Supplemental Report 1

September 22, 2006

The original report has been revised/corrected.

Joel Kiff
Kiff Analytical
2795 2nd Street, Suite 300
Davis, CA 95616-6593

Subject: **CalScience Work Order No.: 06-07-1115**
Client Reference: 4226 1st Street, Pleasanton

Dear Client:

Enclosed is an analytical report for the above-referenced project. The samples included in this report were received 7/22/2006 and analyzed in accordance with the attached chain-of-custody.

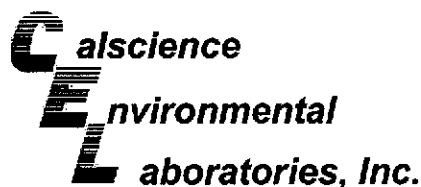
Unless otherwise noted, all analytical testing was accomplished in accordance with the guidelines established in our Quality Systems Manual, applicable standard operating procedures, and other related documentation. The original report of subcontracted analysis, if any, is provided herein, and follows the standard CalScience data package. The results in this analytical report are limited to the samples tested and any reproduction thereof must be made in its entirety.

If you have any questions regarding this report, please do not hesitate to contact the undersigned.

Sincerely,

A handwritten signature in black ink, appearing to read "S. Nowak".

CalScience Environmental
Laboratories, Inc.
Stephen Nowak
Project Manager



Analytical Report



Kiff Analytical
2795 2nd Street, Suite 300
Davis, CA 95616-6593

Date Received: 07/22/06
Work Order No: 06-07-1115
Preparation: EPA 3050B
Method: EPA 6010B
Units: mg/kg

Project: 4226 1st Street, Pleasanton

Page 1 of 1

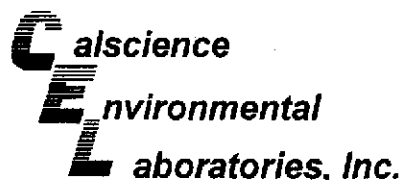
Client Sample Number	Lab Sample Number	Date Collected	Matrix	Date Prepared	Date Analyzed	QC Batch ID
WG-2-14	06-07-1115-1	07/20/06	Solid	07/24/06	07/26/06	060724L10

Parameter	Result	RL	DF	Qual	Parameter	Result	RL	DF	Qual
Cadmium	ND	0.500	1		Nickel	46.9	0.2	1	
Chromium	40.7	0.2	1		Zinc	52.5	1.0	1	
Lead	6.00	0.50	1						

Method Blank	097-01-002-7,901	N/A	Solid	07/24/06	07/26/06	060724L10
--------------	------------------	-----	-------	----------	----------	-----------

Parameter	Result	RL	DF	Qual	Parameter	Result	RL	DF	Qual
Cadmium	ND	0.500	1		Nickel	ND	0.250	1	
Chromium	ND	0.250	1		Zinc	ND	1.00	1	
Lead	ND	0.500	1						

RL - Reporting Limit , DF - Dilution Factor , Qual - Qualifiers



Analytical Report

Kiff Analytical
2795 2nd Street, Suite 300
Davis, CA 95616-6593

Date Received: 07/22/06
Work Order No: 06-07-1115
Preparation: EPA 3545
Method: EPA 8270C
Units: mg/kg

Project: 4226 1st Street, Pleasanton

Page 1 of 2

Client Sample Number	Lab Sample Number	Date Collected	Matrix	Date Prepared	Date Analyzed	QC Batch ID
WO-2-14	06-07-1115-1	07/20/06	Solid	07/24/06	07/25/06	060724L03

Parameter	Result	RL	DF	Qual	Parameter	Result	RL	DF	Qual
N-Nitrosodimethylamine	ND	0.50	1		2,4-Dinitrophenol	ND	2.5	1	
Aniline	ND	0.50	1		4-Nitrophenol	ND	0.50	1	
Phenol	ND	0.50	1		Dibenzofuran	ND	0.50	1	
Bis(2-Chloroethyl) Ether	ND	2.5	1		2,4-Dinitrotoluene	ND	0.50	1	
2-Chlorophenol	ND	0.50	1		2,6-Dinitrotoluene	ND	0.50	1	
1,3-Dichlorobenzene	ND	0.50	1		Diethyl Phthalate	ND	0.50	1	
1,4-Dichlorobenzene	ND	0.50	1		4-Chlorophenyl-Phenyl Ether	ND	0.50	1	
Benzyl Alcohol	ND	0.50	1		Fluorene	ND	0.40	1	
1,2-Dichlorobenzene	ND	0.50	1		4-Nitroaniline	ND	0.50	1	
2-Methylphenol	ND	0.50	1		Azobenzene	ND	0.50	1	
Bis(2-Chloroisopropyl) Ether	ND	0.50	1		4,6-Dinitro-2-Methylphenol	ND	2.5	1	
3/4-Methylphenol	ND	0.50	1		N-Nitrosodiphenylamine	ND	0.50	1	
N-Nitroso-di-n-propylamine	ND	0.50	1		2,4,6-Trichlorophenol	ND	0.50	1	
Hexachloroethane	ND	0.50	1		4-Bromophenyl-Phenyl Ether	ND	0.50	1	
Nitrobenzene	ND	2.5	1		Hexachlorobenzene	ND	0.50	1	
Isophorone	ND	0.50	1		Pentachlorophenol	ND	2.5	1	
2-Nitrophenol	ND	0.50	1		Phenanthrene	ND	0.40	1	
2,4-Dimethylphenol	ND	0.50	1		Anthracene	ND	0.40	1	
Benzoic Acid	ND	2.5	1		Di-n-Butyl Phthalate	ND	0.50	1	
Bis(2-Chloroethoxy) Methane	ND	0.50	1		Fluoranthene	ND	0.40	1	
2,4-Dichlorophenol	ND	0.50	1		Benzo(d) Pyrene	ND	10	1	
1,2,4-Trichlorobenzene	ND	0.50	1		Pyrene	ND	0.40	1	
Naphthalene	ND	0.40	1		Pyridine	ND	0.50	1	
4-Chloroaniline	ND	0.50	1		Butyl Benzyl Phthalate	ND	0.50	1	
Hexachloro-1,3-Butadiene	ND	0.50	1		3,3'-Dichlorobenzidine	ND	0.50	1	
4-Chloro-3-Methylphenol	ND	0.50	1		Benzo(a) Anthracene	ND	0.40	1	
2-Methylnaphthalene	ND	0.40	1		Bis(2-Ethylhexyl) Phthalate	ND	0.50	1	
1-Methylnaphthalene	ND	0.40	1		Chrysene	ND	0.40	1	
Hexachlorocyclopentadiene	ND	1.5	1		Di-n-Octyl Phthalate	ND	0.50	1	
2,4,5-Trichlorophenol	ND	0.50	1		Benzo(k) Fluoranthene	ND	0.40	1	
2-Chloronaphthalene	ND	0.50	1		Benzo(b) Fluoranthene	ND	0.40	1	
2-Nitroaniline	ND	0.50	1		Benzo(a) Pyrene	ND	0.35	1	
Dimethyl Phthalate	ND	0.50	1		Indeno(1,2,3-c,d) Pyrene	ND	0.40	1	
Acenaphthylene	ND	0.40	1		Dibenz(a,h) Anthracene	ND	0.40	1	
3-Nitroaniline	ND	0.50	1		Benzo(g,h,i) Perylene	ND	0.40	1	
Acenaphthene	ND	0.40	1						
Surrogates:	REC (%)	Control Limits	Qual	Surrogates:	REC (%)	Control Limits	Qual		
2-Fluorophenol	84	42-120		Phenol-d6	87	46-118			
Nitrobenzene-d5	84	42-150		2-Fluorobiphenyl	79	38-134			
2,4,6-Tribromophenol	83	36-132		p-Terphenyl-d14	76	35-167			

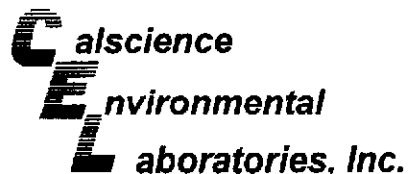
Additional Parameter

Additional Parameter	Result	RL	DF	Qual	Units
Creosote*	ND	0.40	1		mg/kg

Combination of Naphthalene, Acenaphthylene, Fluorene, Phenanthrene, Anthracene, Fluoranthene, Pyrene, 1-Methylnaphthalene, 2-Methylnaphthalene

RL - Reporting Limit, DF - Dilution Factor, Qual - Qualifiers

7440 Lincoln Way, Garden Grove, CA 92841-1427 • TEL: (714) 895-5494 • FAX: (714) 894-7501



Analytical Report

Kiff Analytical
2795 2nd Street, Suite 300
Davis, CA 95616-6593

Date Received: 07/22/06
Work Order No: 06-07-1115
Preparation: EPA 3545
Method: EPA 8270C
Units: mg/kg

Project: 4226 1st Street, Pleasanton

Page 2 of 2

Client Sample Number	Lab Sample Number	Date Collected	Matrix	Date Prepared	Date Analyzed	QC Batch ID
Method Blank	095-01-002-1,640	N/A	Solid	07/24/06	07/25/06	060724L03

Parameter	Result	RL	DF	Qual	Parameter	Result	RL	DF	Qual
N-Nitrosodimethylamine	ND	0.50	1		2,4-Dinitrophenol	ND	2.5	1	
Aniline	ND	0.50	1		4-Nitrophenol	ND	0.50	1	
Phenol	ND	0.50	1		Dibenzofuran	ND	0.50	1	
Bis(2-Chloroethyl) Ether	ND	2.5	1		2,4-Dinitrotoluene	ND	0.50	1	
2-Chlorophenol	ND	0.50	1		2,6-Dinitrotoluene	ND	0.50	1	
1,3-Dichlorobenzene	ND	0.50	1		Diethyl Phthalate	ND	0.50	1	
1,4-Dichlorobenzene	ND	0.50	1		4-Chlorophenyl-Phenyl Ether	ND	0.50	1	
Benzyl Alcohol	ND	0.50	1		Fluorene	ND	0.40	1	
1,2-Dichlorobenzene	ND	0.50	1		4-Nitroaniline	ND	0.50	1	
2-Methylphenol	ND	0.50	1		Azobenzene	ND	0.50	1	
Bis(2-Chloroisopropyl) Ether	ND	0.50	1		4,6-Dinitro-2-Methylphenol	ND	2.5	1	
3/4-Methylphenol	ND	0.50	1		N-Nitrosodiphenylamine	ND	0.50	1	
N-Nitroso-di-n-propylamine	ND	0.50	1		2,4,6-Trichlorophenol	ND	0.50	1	
Hexachloroethane	ND	0.50	1		4-Bromophenyl-Phenyl Ether	ND	0.50	1	
Nitrobenzene	ND	2.5	1		Hexachlorobenzene	ND	0.50	1	
Isophorone	ND	0.50	1		Pentachlorophenol	ND	2.5	1	
2-Nitrophenol	ND	0.50	1		Phenanthrene	ND	0.40	1	
2,4-Dimethylphenol	ND	0.50	1		Anthracene	ND	0.40	1	
Benzoic Acid	ND	2.5	1		Di-n-Butyl Phthalate	ND	0.50	1	
Bis(2-Chloroethoxy) Methane	ND	0.50	1		Fluoranthene	ND	0.40	1	
2,4-Dichlorophenol	ND	0.50	1		Benzo(a)anthracene	ND	10	1	
1,2,4-Trichlorobenzene	ND	0.50	1		Pyrene	ND	0.40	1	
Naphthalene	ND	0.40	1		Pyridine	ND	0.50	1	
4-Chloroaniline	ND	0.50	1		Butyl Benzyl Phthalate	ND	0.50	1	
Hexachloro-1,3-Butadiene	ND	0.50	1		3,3'-Dichlorobenzidine	ND	0.50	1	
4-Chloro-3-Methylphenol	ND	0.50	1		Benzo(a) Anthracene	ND	0.40	1	
2-Methylnaphthalene	ND	0.40	1		Bis(2-Ethylhexyl) Phthalate	ND	0.50	1	
1-Methylnaphthalene	ND	0.40	1		Chrysene	ND	0.40	1	
Hexachlorocyclopentadiene	ND	1.5	1		Di-n-Octyl Phthalate	ND	0.50	1	
2,4,5-Trichlorophenol	ND	0.50	1		Benzo(k) Fluoranthene	ND	0.40	1	
2-Chloronaphthalene	ND	0.50	1		Benzo(b) Fluoranthene	ND	0.40	1	
2-Nitroaniline	ND	0.50	1		Benzo(a) Pyrene	ND	0.35	1	
Dimethyl Phthalate	ND	0.50	1		Indeno(1,2,3-c,d) Pyrene	ND	0.40	1	
Acenaphthylene	ND	0.40	1		Dibenz(a,h) Anthracene	ND	0.40	1	
3-Nitroaniline	ND	0.50	1		Benzo(g,h,i) Perylene	ND	0.40	1	
Acenaphthene	ND	0.40	1						
<u>Surrogates:</u>	<u>REC (%)</u>	<u>Control Limits</u>	<u>Qual</u>	<u>Surrogates:</u>	<u>REC (%)</u>	<u>Control Limits</u>	<u>Qual</u>		
2-Fluorophenol	110	42-120		Phenol-d6	113	46-118			
Nitrobenzene-d5	100	42-150		2-Fluorobiphenyl	89	38-134			
2,4,6-Tribromophenol	88	36-132		p-Terphenyl-d14	84	35-167			

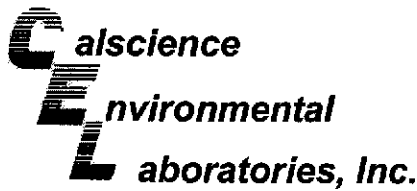
Additional Parameter

Creosote* ND 0.40 1 Qual Units mg/kg

Combination of Naphthalene, Acenaphthylene, Fluorene, Phenanthrene, Anthracene, Fluoranthene, Pyrene, 1-Methylnaphthalene, 2-Methylnaphthalene

RL - Reporting Limit , DF - Dilution Factor , Qual - Qualifiers

7440 Lincoln Way, Garden Grove, CA 92841-1427 • TEL: (714) 895-5494 • FAX: (714) 894-7501



Analytical Report



Kiff Analytical	Date Received:	07/22/06
2795 2nd Street, Suite 300	Work Order No:	06-07-1115
Davis, CA 95616-6593	Preparation:	EPA 3545
	Method:	EPA 8082
	Units:	ug/kg
Project: 4226 1st Street, Pleasanton		Page 1 of 1

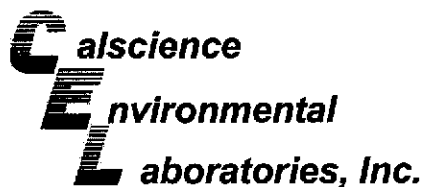
Client Sample Number	Lab Sample Number	Date Collected	Matrix	Date Prepared	Date Analyzed	QC Batch ID
WO-2-14	06-07-1115-1	07/20/06	Solid	07/24/06	07/25/06	060724L04

Parameter	Result	RL	DF	Qual	Parameter	Result	RL	DF	Qual
Aroclor-1016	ND	50	1		Aroclor-1248	ND	50	1	
Aroclor-1221	ND	50	1		Aroclor-1254	ND	50	1	
Aroclor-1232	ND	50	1		Aroclor-1260	ND	50	1	
Aroclor-1242	ND	50	1		Aroclor-1262	ND	50	1	
Surrogates:	REC (%)	Control Limits		Qual	Surrogates:	REC (%)	Control Limits		Qual
Decachlorobiphenyl	92	50-130			2,4,5,6-Tetrachloro-m-Xylene	77	50-130		

Method Blank	099-07-009-907	N/A	Solid	07/24/06	07/25/06	060724L04
--------------	----------------	-----	-------	----------	----------	-----------

Parameter	Result	RL	DF	Qual	Parameter	Result	RL	DF	Qual
Aroclor-1016	ND	50	1		Aroclor-1248	ND	50	1	
Aroclor-1221	ND	50	1		Aroclor-1254	ND	50	1	
Aroclor-1232	ND	50	1		Aroclor-1260	ND	50	1	
Aroclor-1242	ND	50	1		Aroclor-1262	ND	50	1	
Surrogates:	REC (%)	Control Limits		Qual	Surrogates:	REC (%)	Control Limits		Qual
Decachlorobiphenyl	101	50-130			2,4,5,6-Tetrachloro-m-Xylene	118	50-130		

RL - Reporting Limit , DF - Dilution Factor , Qual - Qualifiers



Analytical Report



Kiff Analytical
2795 2nd Street, Suite 300
Davis, CA 95616-6593

Date Received: 07/22/06
Work Order No: 06-07-1115

Project: 4226 1st Street, Pleasanton

Page 1 of 1

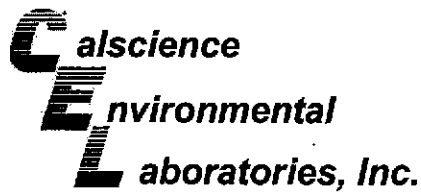
Client Sample Number	Lab Sample Number	Date Collected	Matrix
WO-2-14	06-07-1115-1	07/20/06	Solid

Parameter	Result	RL	DF	Qual	Units	Date Prepared	Date Analyzed	Method
Hexane Extractable Material	26	10	1		mg/kg	07/24/06	07/24/06	EPA 1664A M

Method Blank				N/A				Solid
--------------	--	--	--	-----	--	--	--	-------

Parameter	Result	RL	DF	Qual	Units	Date Prepared	Date Analyzed	Method
Hexane Extractable Material	ND	10	1		mg/kg	07/24/06	07/24/06	EPA 1664A M

RL - Reporting Limit , DF - Dilution Factor , Qual - Qualifiers



Quality Control - Spike/Spike Duplicate



Kiff Analytical
2795 2nd Street, Suite 300
Davis, CA 95616-6593

Date Received: 07/22/06
Work Order No: 06-07-1115
Preparation: EPA 3050B
Method: EPA 6010B

Project 4226 1st Street, Pleasanton

Quality Control Sample ID	Matrix	Instrument	Date Prepared	Date Analyzed	MS/MSD Batch Number
WO-2-14	Solid	ICP 3300	07/24/06	07/26/06	060724S10

Parameter	MS %REC	MSD %REC	%REC CL	RPD	RPD CL	Qualifiers
Cadmium	101	100	75-125	2	0-20	
Chromium	97	111	75-125	5	0-20	
Lead	101	99	75-125	1	0-20	
Nickel	96	98	75-125	1	0-20	
Zinc	130	80	75-125	16	0-20	3

RPD - Relative Percent Difference , CL - Control Limit

Quality Control - Spike/Spike Duplicate



Kiff Analytical
 2795 2nd Street, Suite 300
 Davis, CA 95616-6593

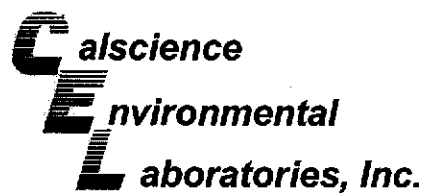
Date Received: 07/22/06
 Work Order No: 06-07-1115
 Preparation: EPA 3545
 Method: EPA 8270C

Project 4226 1st Street, Pleasanton

Quality Control Sample ID	Matrix	Instrument	Date Prepared	Date Analyzed	MS/MSD Batch Number
WO-2-14	Solid	GC/MS P	07/24/06	07/25/06	060724S03

Parameter	MS %REC	MSD %REC	%REC CL	RPD	RPD CL	Qualifiers
Phenol	92	96	57-123	4	0-16	
2-Chlorophenol	89	91	57-111	2	0-17	
1,4-Dichlorobenzene	86	86	49-127	0	0-20	
N-Nitroso-di-n-propylamine	94	96	54-144	2	0-17	
1,2,4-Trichlorobenzene	82	82	42-132	0	0-20	
4-Chloro-3-Methylphenol	88	91	50-128	4	0-17	
Acenaphthene	80	85	49-133	6	0-18	
4-Nitrophenol	94	99	30-144	5	0-21	
2,4-Dinitrotoluene	84	87	50-128	4	0-18	
Pentachlorophenol	85	89	29-113	5	0-22	
Pyrene	77	80	47-149	4	0-20	

RPD - Relative Percent Difference, CL - Control Limit



Quality Control - Spike/Spike Duplicate



Kiff Analytical
2795 2nd Street, Suite 300
Davis, CA 95616-6593

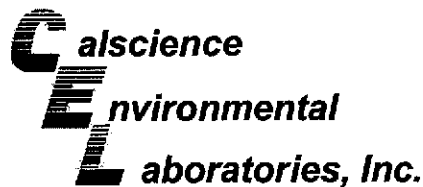
Date Received: 07/22/06
Work Order No: 06-07-1115
Preparation: EPA 3545
Method: EPA 8082

Project 4226 1st Street, Pleasanton

Quality Control Sample ID	Matrix	Instrument	Date Prepared	Date Analyzed	MS/MSD Batch Number
WO 2-14	Solid	GC 10	07/24/06	07/25/06	060724S04

Parameter	MS %REC	MSD %REC	%REC CL	RPD	RPD CL	Qualifiers
Aroclor-1260	98	104	50-135	6	0-25	

RPD - Relative Percent Difference, CL - Control Limit



Quality Control - LCS/LCS Duplicate



Kiff Analytical
2795 2nd Street, Suite 300
Davis, CA 95616-6593

Date Received: N/A
Work Order No: 06-07-1115
Preparation: EPA 3050B
Method: EPA 6010B

Project: 4226 1st Street, Pleasanton

Quality Control Sample ID	Matrix	Instrument	Date Prepared	Date Analyzed	LCS/LCSD Batch Number
097-01-002-7,901	Solid	ICP 3300	07/24/06	07/26/06	060724L10

Parameter	LCS %REC	LCSD %REC	%REC CL	RPD	RPD CL	Qualifiers
Cadmium	102	103	80-120	1	0-20	
Chromium	103	103	80-120	1	0-20	
Lead	100	102	80-120	1	0-20	
Nickel	107	107	80-120	0	0-20	
Zinc	106	108	80-120	1	0-20	

RPD - Relative Percent Difference , CL - Control Limit

Quality Control - LCS/LCS Duplicate



Kiff Analytical
 2795 2nd Street, Suite 300
 Davis, CA 95616-6593

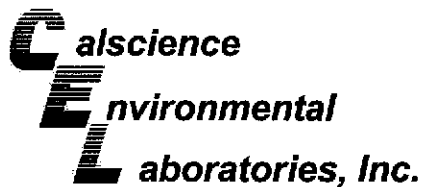
Date Received: N/A
 Work Order No: 06-07-1115
 Preparation: EPA 3545
 Method: EPA 8270C

Project: 4226 1st Street, Pleasanton

Quality Control Sample ID	Matrix	Instrument	Date Prepared	Date Analyzed	LCS/LCSD Batch Number
095-01-002-1.640	Solid	GC/MS P	07/24/06	07/25/06	060724L03

Parameter	LCS %REC	LCSD %REC	%REC CL	RPD	RPD CL	Qualifiers
Phenol	106	105	59-125	0	0-15	
2-Chlorophenol	101	101	60-114	0	0-15	
1,4-Dichlorobenzene	96	95	61-121	1	0-21	
N-Nitroso-di-n-propylamine	107	105	64-136	2	0-15	
1,2,4-Trichlorobenzene	94	93	58-118	1	0-18	
4-Chloro-3-Methylphenol	104	102	61-121	2	0-14	
Acenaphthene	94	93	59-125	1	0-15	
4-Nitrophenol	110	109	38-152	1	0-31	
2,4-Dinitrotoluene	98	96	51-141	2	0-16	
Pentachlorophenol	96	96	38-116	0	0-20	
Pyrene	87	86	51-141	0	0-14	

RPD - Relative Percent Difference, CL - Control Limit



Quality Control - LCS/LCS Duplicate



Kiff Analytical
 2795 2nd Street, Suite 300
 Davis, CA 95616-6593

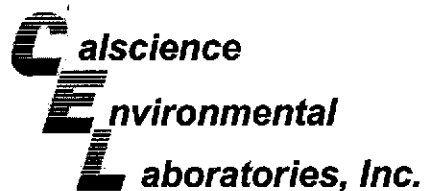
Date Received: N/A
 Work Order No: 06-07-1115
 Preparation: EPA 3545
 Method: EPA 8082

Project: 4226 1st Street, Pleasanton

Quality Control Sample ID	Matrix	Instrument	Date Prepared	Date Analyzed	LCS/LCSD Batch Number
099-07-009-907	Solid	GC 10	07/24/06	07/25/06	060724L04

Parameter	LCS %REC	LCSD %REC	%REC CL	RPD	RPD CL	Qualifiers
Aroclor-1260	123	127	50-135	4	0-25	

RPD - Relative Percent Difference , CL - Control Limit



Quality Control - LCS/LCS Duplicate



Kiff Analytical
2795 2nd Street, Suite 300
Davis, CA 95616-6593

Date Received:
Work Order No:

N/A
06-07-1115

Project: 4226 1st Street, Pleasanton

Matrix: Solid

<u>Parameter</u>	<u>Method</u>	<u>Quality Control Sample ID</u>	<u>Date Extracted</u>	<u>Date Analyzed</u>	<u>LCS % REC</u>	<u>LCSD % REC</u>	<u>%REC CL</u>	<u>RPD</u>	<u>RPD CL</u>	<u>Qual</u>
Hexane Extractable Material	EPA 1664A M	099-12-040-45	07/24/06	07/24/06	97	90	80-120	7	0-20	

RPD - Relative Percent Difference , CL - Control Limit



Work Order Number: 06-07-1115

<u>Qualifier</u>	<u>Definition</u>
*	See applicable analysis comment.
1	Surrogate compound recovery was out of control due to a required sample dilution, therefore, the sample data was reported without further clarification.
2	Surrogate compound recovery was out of control due to matrix interference. The associated method blank surrogate spike compound was in control and, therefore, the sample data was reported without further clarification.
3	Recovery of the Matrix Spike or Matrix Spike Duplicate compound was out of control due to matrix interference. The associated LCS and/or LCSD was in control and, therefore, the sample data was reported without further clarification.
4	The MS/MSD RPD was out of control due to matrix interference. The LCS/LCSD RPD was in control and, therefore, the sample data was reported without further clarification.
5	The PDS/PDSD associated with this batch of samples was out of control due to a matrix interference effect. The associated batch LCS/LCSD was in control and, hence, the associated sample data was reported with no further corrective action required.
A	Result is the average of all dilutions, as defined by the method.
B	Analyte was present in the associated method blank.
C	Analyte presence was not confirmed on primary column.
E	Concentration exceeds the calibration range.
H	Sample received and/or analyzed past the recommended holding time.
J	Analyte was detected at a concentration below the reporting limit and above the laboratory method detection limit. Reported value is estimated.
N	Nontarget Analyte.
ND	Parameter not detected at the indicated reporting limit.
Q	Spike recovery and RPD control limits do not apply resulting from the parameter concentration in the sample exceeding the spike concentration by a factor of four or greater.
U	Undetected at the laboratory method detection limit.
X	% Recovery and/or RPD out-of-range.
Z	Analyte presence was not confirmed by second column or GC/MS analysis.

A handwritten signature in black ink, appearing to be "M. M. M." or similar, located at the bottom left of the page.

Stephen Nowak

From: Troy Turpen [TTurpen@kiffanalytical.com]
Sent: Friday, September 22, 2006 9:41 AM
To: Vikas Patel; Stephen Nowak
Cc: cs
Subject: Work Order No. 06-07-1115 (Kiff PO# 51216): Client Sample Number on report and Field Point Name on EDD change request
Importance: High

Good morning!

Our client for Work Order No. 06-07-1115 (Kiff PO# 51216) requested this morning that the Client Sample Number on the report be changed from "WO-1-14" to "WO-2-14"; and that the Field Point Name on the GeoTracker EDD be changed from "WO-1" to "WO-2".

He is in desperate need of this change today; can it be completed by noon? Please let me know!

Also, thank you for sending the reports yesterday in a difficult situation; everything has come through, and it appears our email difficulty has been solved!

=Troy
Troy Turpen
Account Manager
Kiff Analytical, LLC
Office: 530.297.4800 ext.111
Fax: 530.297.4808

www.kiffanalytical.com
Leaders in Analytical Science and Service



This email, including attachments, may be privileged and confidential. If you have received this email in error, please notify Kiff Analytical, LLC immediately and delete this communication and any attachments. Any dissemination or use of this information by a person other than the intended recipient(s) is not authorized. The sender accepts no responsibility or liability for any errors and omissions, loss or damage from use, including damage from viruses, or breach of any confidentiality related to the contents of this email.

1119



2795 Second Street, Suite 300
Davis, CA 95616
Lab: 530.297.4800
Fax: 530.297.4808

Cal Science Environmental
7440 Lincoln Way
Garden Grove, CA 92841
714-895-5494

Lab No.

Page 1 of 1

Project Contact (Hardcopy or PDF to): Troy Turpen	EDF Report? <input checked="" type="checkbox"/> Yes <input type="checkbox"/> No	Chain-of-Custody Record and Analysis Request
---	---	---


Company/Address: Kiff Analytical, LLC	Recommended but not mandatory to complete this section: Sampling Company Log Code: CETO	Analysis Request	Date due:
---	---	-------------------------	-----------

Phone No.:	FAX No.:	Global ID: T0600101259	PNAs, PCP & Creosote (EPA 8270C) PCB (EPA 8082) Oil & Grease (EPA 1664) CAM 5 Metals: Cd, Cr, Pb, Ni, Zn	July 26, 2006 For Lab Use Only
Project Number: 207-0523-001	P.O. No.: 51216	EDF Deliverable to (Email Address): inbox@kiffanalytical.com		

Project Name: 4226 1st Street, Pleasanton	E-mail address: inbox@kiffanalytical.com
---	--

Sample Designation	Sampling		Container				Preservative					Matrix		PNAs, PCP & Creosote (EPA 8270C)	PCB (EPA 8082)	Oil & Grease (EPA 1664)	CAM 5 Metals: Cd, Cr, Pb, Ni, Zn							
	Date	Time	Glass	Poly	Sleeve	Amber	HCl	HNO ₃	H ₂ SO ₄	NONE	Na ₂ S ₂ O ₃	WATER	SOIL											
WO-1-14	7/20/06	1400			1					X			X	X	X	X							X	

Relinquished by: <i>[Signature]</i>	Date: 07/20/06	Time: 1900	Received by:	Remarks: This is a Shell Project. Please confirm Rush TAT availability! ** Call to discuss.
Relinquished by:	Date:	Time:	Received by:	
Relinquished by: <i>Cal. Over.</i>	Date: 7/20/06	Time: 11:30	Received by Laboratory: <i>[Signature]</i>	
Bill to: Accounts Payable				



WORK ORDER #: 06 - 07 - 1115

Cooler 1 of 1

SAMPLE RECEIPT FORM

CLIENT: Kiff

DATE: 7/22/02

TEMPERATURE - SAMPLES RECEIVED BY:

CALSCIENCE COURIER:

- Chilled, cooler with temperature blank provided.
Chilled, cooler without temperature blank.
Chilled and placed in cooler with wet ice.
Ambient and placed in cooler with wet ice.
Ambient temperature.
°C Temperature blank.

LABORATORY (Other than Calscience Courier):

- 4.1 °C Temperature blank.
°C IR thermometer.
Ambient temperature.

Initial: JL

CUSTODY SEAL INTACT:

Sample(s): Cooler: / No (Not Intact): Not Applicable (N/A):

Initial: JL

SAMPLE CONDITION:

Table with 4 columns: Item, Yes, No, N/A. Rows include Chain-Of-Custody document(s), Sampler's name, Sample container label(s), Sample container(s) intact, Correct containers and volume, Proper preservation, VOA vial(s) free of headspace, Tedlar bag(s) free of condensation.

Initial: JL

COMMENTS:

Blank lines for comments.



Report Number : 51219

Date : 7/27/2006

Aubrey Cool
Cambria Environmental Technology, Inc.
5900 Hollis Street, Suite A
Emeryville, CA 94608

Subject : 1 Soil Sample
Project Name : 4226 1st Street Pleasanton
Project Number : 207-0523-001
P.O. Number : 135782

Dear Ms. Cool,

Chemical analysis of the samples referenced above has been completed. Summaries of the data are contained on the following pages. Sample(s) were received under documented chain-of-custody. US EPA protocols for sample storage and preservation were followed.

Kiff Analytical is certified by the State of California (# 2236). If you have any questions regarding procedures or results, please call me at 530-297-4800.

Sincerely,



Joel Kiff



Report Number : 51219

Date : 7/27/2006

Subject : 1 Soil Sample
Project Name : 4226 1st Street Pleasanton
Project Number : 207-0523-001
P.O. Number : 135782

Case Narrative

Hydrocarbons reported as TPH as Diesel do not exhibit a typical Diesel chromatographic pattern for sample PG-1. These hydrocarbons are higher boiling than typical diesel fuel.

Approved By: _____

Joe Kiff



Report Number : 51219

Date : 7/27/2006

Project Name : 4226 1st Street Pleasanton

Project Number : 207-0523-001

Sample : PG-1

Matrix : Soil

Lab Number : 51219-01

Sample Date : 7/20/2006

Parameter	Measured Value	Method Reporting Limit	Units	Analysis Method	Date Analyzed
TPH as Gasoline	< 1.0	1.0	mg/Kg	EPA 8260B	7/22/2006
Toluene - d8 (Surr)	95.7		% Recovery	EPA 8260B	7/22/2006
4-Bromofluorobenzene (Surr)	100		% Recovery	EPA 8260B	7/22/2006
TPH as Diesel	120	2.0	mg/Kg	M EPA 8015	7/26/2006
1-Chlorooctadecane (Diesel Surrogate)	97.4		% Recovery	M EPA 8015	7/26/2006

Approved By:


Joel Kiff

Report Number : 51219

Date : 7/27/2006

QC Report : Method Blank Data

Project Name : **4226 1st Street Pleasanton**

Project Number : **207-0523-001**

<u>Parameter</u>	<u>Measured Value</u>	<u>Method Reporting Limit</u>	<u>Units</u>	<u>Analysis Method</u>	<u>Date Analyzed</u>
TPH as Diesel	< 1.0	1.0	mg/Kg	M EPA 8015	7/24/2006
1-Chlorooctadecane (Diesel Surrogate)	86.3		%	M EPA 8015	7/24/2006
TPH as Gasoline	< 1.0	1.0	mg/Kg	EPA 8260B	7/22/2006
Toluene - d8 (Surr)	97.9		%	EPA 8260B	7/22/2006
4-Bromofluorobenzene (Surr)	106		%	EPA 8260B	7/22/2006

<u>Parameter</u>	<u>Measured Value</u>	<u>Method Reporting Limit</u>	<u>Units</u>	<u>Analysis Method</u>	<u>Date Analyzed</u>
------------------	-----------------------	-------------------------------	--------------	------------------------	----------------------

KIFF ANALYTICAL, LLC

2795 2nd St, Suite 300 Davis, CA 95616 530-297-4800

Approved By: Joel Kiff



Report Number : 51219

Date : 7/27/2006

QC Report : Matrix Spike/ Matrix Spike Duplicate

Project Name : **4226 1st Street Pleasanton**

Project Number : **207-0523-001**

Parameter	Spiked Sample	Sample Value	Spike Level	Spike Dup. Level	Spiked Sample Value	Duplicate Spiked Sample Value	Units	Analysis Method	Date Analyzed	Spiked Sample Percent Recov.	Duplicate Spiked Sample Percent Recov.	Relative Percent Diff.	Spiked Sample Percent Recov. Limit	Relative Percent Diff. Limit
TPH as Diesel	51192-03	<1.0	20.0	20.0	20.2	20.5	mg/Kg	M EPA 8015	7/24/06	101	103	1.42	60-140	25
Benzene	51218-01	<0.0050	0.0394	0.0376	0.0385	0.0365	mg/Kg	EPA 8260B	7/22/06	97.7	97.2	0.536	70-130	25
Toluene	51218-01	<0.0050	0.0394	0.0376	0.0362	0.0350	mg/Kg	EPA 8260B	7/22/06	92.0	93.1	1.18	70-130	25
Methyl-t-Butyl Ether	51218-01	<0.0050	0.0394	0.0376	0.0382	0.0381	mg/Kg	EPA 8260B	7/22/06	97.1	101	4.20	70-130	25

KIFF ANALYTICAL, LLC

2795 2nd St, Suite 300 Davis, CA 95616 530-297-4800

Approved By:  Joel Kiff

Report Number : 51219

Date : 7/27/2006

QC Report : Laboratory Control Sample (LCS)

Project Name : **4226 1st Street Pleasanton**

Project Number : **207-0523-001**

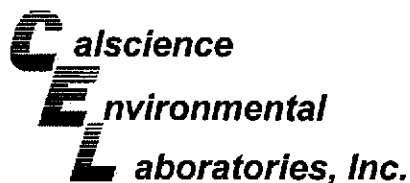
Parameter	Spike Level	Units	Analysis Method	Date Analyzed	LCS Percent Recov.	LCS Percent Recov. Limit
TPH as Diesel	20.0	mg/Kg	M EPA 8015	7/24/06	107	70-130
Benzene	0.0374	mg/Kg	EPA 8260B	7/22/06	104	70-130
Toluene	0.0374	mg/Kg	EPA 8260B	7/22/06	103	70-130
Methyl-t-Butyl Ether	0.0374	mg/Kg	EPA 8260B	7/22/06	98.2	70-130

KIFF ANALYTICAL, LLC

2795 2nd St, Suite 300 Davis, CA 95616 530-297-4800

Approved By:


Joel Kiff



July 28, 2006

Joel Kiff
Kiff Analytical
2795 2nd Street, Suite 300
Davis, CA 95616-6593

Subject: **Calscience Work Order No.: 06-07-1182**
Client Reference: **4226 1st Street, Pleasanton**

Dear Client:

Enclosed is an analytical report for the above-referenced project. The samples included in this report were received 7/25/2006 and analyzed in accordance with the attached chain-of-custody.

Unless otherwise noted, all analytical testing was accomplished in accordance with the guidelines established in our Quality Systems Manual, applicable standard operating procedures, and other related documentation. The original report of any subcontracted analysis is provided herein, and follows the standard Calscience data package. The results in this analytical report are limited to the samples tested and any reproduction thereof must be made in its entirety.

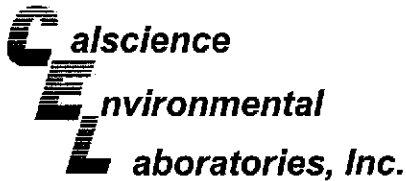
If you have any questions regarding this report, please do not hesitate to contact the undersigned.

Sincerely,

A handwritten signature in black ink, appearing to read "S. Nowak".

Calscience Environmental
Laboratories, Inc.
Stephen Nowak
Project Manager

A handwritten signature in black ink, appearing to read "S. Nowak".



Analytical Report



Kiff Analytical
2795 2nd Street, Suite 300
Davis, CA 95616-6593

Date Received: 07/25/06
Work Order No: 06-07-1182
Preparation: EPA 3050B / EPA 7471A Total
Method: EPA 6010B / EPA 7471A
Units: mg/kg

Project: 4226 1st Street, Pleasanton

Page 1 of 1

Client Sample Number	Lab Sample Number	Date Collected	Matrix	Date Prepared	Date Analyzed	QC Batch ID
PG-1	06-07-1182-1	07/20/06	Solid	07/25/06	07/26/06	060725L02

Comment(s): -Mercury was analyzed on 7/25/2006 3:47:26 PM with batch 060725L02

Parameter	Result	RL	DF	Qual	Parameter	Result	RL	DF	Qual
Antimony	ND	0.750	1		Mercury	ND	0.0835	1	
Arsenic	1.37	0.75	1		Molybdenum	ND	0.250	1	
Barium	46.1	0.5	1		Nickel	30.7	0.2	1	
Beryllium	ND	0.250	1		Selenium	ND	0.750	1	
Cadmium	ND	0.500	1		Silver	ND	0.250	1	
Chromium	10.6	0.2	1		Thallium	ND	0.750	1	
Cobalt	3.16	0.25	1		Vanadium	7.98	0.25	1	
Copper	9.45	0.50	1		Zinc	29.8	1.0	1	
Lead	4.02	0.50	1						

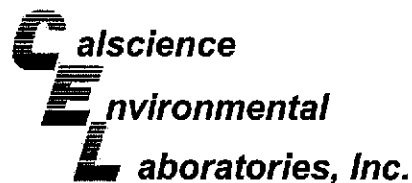
Method Blank	099-04-007-4,038	N/A	Solid	07/25/06	07/25/06	060725L02
--------------	------------------	-----	-------	----------	----------	-----------

Parameter	Result	RL	DF	Qual
Mercury	ND	0.0835	1	

Method Blank	097-01-002-7,910	N/A	Solid	07/25/06	07/26/06	060725L02
--------------	------------------	-----	-------	----------	----------	-----------

Parameter	Result	RL	DF	Qual	Parameter	Result	RL	DF	Qual
Antimony	ND	0.750	1		Molybdenum	ND	0.250	1	
Arsenic	ND	0.750	1		Nickel	ND	0.250	1	
Barium	ND	0.500	1		Selenium	ND	0.750	1	
Beryllium	ND	0.250	1		Silver	ND	0.250	1	
Cadmium	ND	0.500	1		Thallium	ND	0.750	1	
Chromium	ND	0.250	1		Vanadium	ND	0.250	1	
Cobalt	ND	0.250	1		Zinc	ND	1.00	1	
Copper	ND	0.500	1		Lead	ND	0.500	1	

RL - Reporting Limit , DF - Dilution Factor , Qual - Qualifiers



Analytical Report



Kiff Analytical
2795 2nd Street, Suite 300
Davis, CA 95616-6593

Date Received: 07/25/06
Work Order No: 06-07-1182
Preparation: Extraction
Method: EPA 418.1M

Project: 4226 1st Street, Pleasanton

Page 1 of 1

Client Sample Number	Lab Sample Number	Date Collected	Matrix	Date Prepared	Date Analyzed	QC Batch ID
PG-1	06-07-1182-1	07/20/06	Solid	07/27/06	07/27/06	060727L01

Parameter	Result	RL	DF	Qual	Units
TRPH	93	10	1		mg/kg

Client Sample Number	Lab Sample Number	Date Collected	Matrix	Date Prepared	Date Analyzed	QC Batch ID
Method Blank	099-07-015-996	N/A	Solid	07/27/06	07/27/06	060727L01

Parameter	Result	RL	DF	Qual	Units
TRPH	ND	10	1		mg/kg

RL - Reporting Limit , DF - Dilution Factor , Qual - Qualifiers

Analytical Report



Kiff Analytical
 2795 2nd Street, Suite 300
 Davis, CA 95616-6593

Date Received: 07/25/06
 Work Order No: 06-07-1182
 Preparation: EPA 1311
 Method: EPA 8270C
 Units: ug/L

Project: 4226 1st Street, Pleasanton

Page 1 of 2

Client Sample Number	Lab Sample Number	Date Collected	Matrix	Date Prepared	Date Analyzed	QC Batch ID
PG-1	06-07-1182-1	07/20/06	Solid	07/26/06	07/26/06	060726L04

Parameter	Result	RL	DF	Qual	Parameter	Result	RL	DF	Qual
N-Nitrosodimethylamine	ND	250	1		3-Nitroaniline	ND	250	1	
Aniline	ND	250	1		Acenaphthene	ND	250	1	
Pyridine	ND	250	1		2,4-Dinitrophenol	ND	500	1	
Phenol	ND	250	1		4-Nitrophenol	ND	500	1	
Bis(2-Chloroethyl) Ether	ND	250	1		Dibenzofuran	ND	250	1	
2-Chlorophenol	ND	250	1		2,4-Dinitrotoluene	ND	130	1	
1,3-Dichlorobenzene	ND	250	1		2,6-Dinitrotoluene	ND	250	1	
1,4-Dichlorobenzene	ND	250	1		Diethyl Phthalate	ND	250	1	
Benzyl Alcohol	ND	250	1		4-Chlorophenyl-Phenyl Ether	ND	250	1	
1,2-Dichlorobenzene	ND	250	1		Fluorene	ND	250	1	
2-Methylphenol	ND	250	1		4-Nitroaniline	ND	250	1	
Bis(2-Chloroisopropyl) Ether	ND	250	1		Azobenzene	ND	250	1	
3/4-Methylphenol	ND	250	1		4,6-Dinitro-2-Methylphenol	ND	500	1	
N-Nitroso-di-n-propylamine	ND	250	1		N-Nitrosodiphenylamine	ND	250	1	
Hexachloroethane	ND	250	1		4-Bromophenyl-Phenyl Ether	ND	250	1	
Nitrobenzene	ND	250	1		Hexachlorobenzene	ND	130	1	
Isophorone	ND	250	1		Pentachlorophenol	ND	500	1	
2-Nitrophenol	ND	250	1		Phenanthrene	ND	250	1	
2,4-Dimethylphenol	ND	250	1		Anthracene	ND	250	1	
Benzoic Acid	ND	500	1		Di-n-Butyl Phthalate	ND	250	1	
Bis(2-Chloroethoxy) Methane	ND	250	1		Fluoranthene	ND	250	1	
2,4-Dichlorophenol	ND	250	1		Benzidine	ND	500	1	
1,2,4-Trichlorobenzene	ND	250	1		Pyrene	ND	250	1	
Naphthalene	ND	250	1		Butyl Benzyl Phthalate	ND	250	1	
4-Chloroaniline	ND	500	1		3,3'-Dichlorobenzidine	ND	250	1	
Hexachloro-1,3-Butadiene	ND	250	1		Benzo (a) Anthracene	ND	250	1	
4-Chloro-3-Methylphenol	ND	250	1		Bis(2-Ethylhexyl) Phthalate	ND	250	1	
2-Methylnaphthalene	ND	250	1		Chrysene	ND	250	1	
Hexachlorocyclopentadiene	ND	2500	1		Di-n-Octyl Phthalate	ND	250	1	
2,4,6-Trichlorophenol	ND	250	1		Benzo (k) Fluoranthene	ND	250	1	
2,4,5-Trichlorophenol	ND	250	1		Benzo (b) Fluoranthene	ND	250	1	
2-Chloronaphthalene	ND	250	1		Benzo (a) Pyrene	ND	250	1	
2-Nitroaniline	ND	250	1		Dibenz (a,h) Anthracene	ND	250	1	
Dimethyl Phthalate	ND	250	1		Indeno (1,2,3-c,d) Pyrene	ND	250	1	
Acenaphthylene	ND	250	1		Benzo (g,h,i) Perylene	ND	250	1	
Surrogates:	REC (%)	Control Limits		Qual	Surrogates:	REC (%)	Control Limits		Qual
2-Fluorophenol	57	21-100			Phenol-d6	44	10-94		
Nitrobenzene-d5	82	35-114			2-Fluorobiphenyl	72	43-116		
2,4,6-Tribromophenol	86	10-123			p-Terphenyl-d14	75	33-141		

RL - Reporting Limit , DF - Dilution Factor , Qual - Qualifiers

Analytical Report



Kiff Analytical
 2795 2nd Street, Suite 300
 Davis, CA 95616-6593

Date Received: 07/25/06
 Work Order No: 06-07-1182
 Preparation: EPA 1311
 Method: EPA 8270C
 Units: ug/L

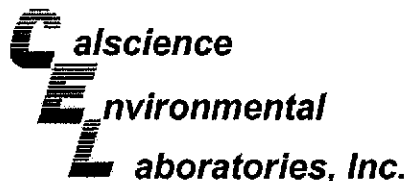
Project: 4226 1st Street, Pleasanton

Page 2 of 2

Client Sample Number	Lab Sample Number	Date Collected	Matrix	Date Prepared	Date Analyzed	QC Batch ID
Method Blank	096-02-007-894	N/A	Aqueous	07/26/06	07/26/06	060726L04

Parameter	Result	RL	DF	Qual	Parameter	Result	RL	DF	Qual
N-Nitrosodimethylamine	ND	250	1		3-Nitroaniline	ND	250	1	
Aniline	ND	250	1		Acenaphthene	ND	250	1	
Pyridine	ND	250	1		2,4-Dinitrophenol	ND	500	1	
Phenol	ND	250	1		4-Nitrophenol	ND	500	1	
Bis(2-Chloroethyl) Ether	ND	250	1		Dibenzofuran	ND	250	1	
2-Chlorophenol	ND	250	1		2,4-Dinitrotoluene	ND	130	1	
1,3-Dichlorobenzene	ND	250	1		2,6-Dinitrotoluene	ND	250	1	
1,4-Dichlorobenzene	ND	250	1		Diethyl Phthalate	ND	250	1	
Benzyl Alcohol	ND	250	1		4-Chlorophenyl-Phenyl Ether	ND	250	1	
1,2-Dichlorobenzene	ND	250	1		Fluorene	ND	250	1	
2-Methylphenol	ND	250	1		4-Nitroaniline	ND	250	1	
Bis(2-Chloroisopropyl) Ether	ND	250	1		Azobenzene	ND	250	1	
3/4-Methylphenol	ND	250	1		4,6-Dinitro-2-Methylphenol	ND	500	1	
N-Nitroso-di-n-propylamine	ND	250	1		N-Nitrosodiphenylamine	ND	250	1	
Hexachloroethane	ND	250	1		4-Bromophenyl-Phenyl Ether	ND	250	1	
Nitrobenzene	ND	250	1		Hexachlorobenzene	ND	130	1	
Isophorone	ND	250	1		Pentachlorophenol	ND	500	1	
2-Nitrophenol	ND	250	1		Phenanthrene	ND	250	1	
2,4-Dimethylphenol	ND	250	1		Anthracene	ND	250	1	
Benzoic Acid	ND	500	1		Di-n-Butyl Phthalate	ND	250	1	
Bis(2-Chloroethoxy) Methane	ND	250	1		Fluoranthene	ND	250	1	
2,4-Dichlorophenol	ND	250	1		Benzidine	ND	500	1	
1,2,4-Trichlorobenzene	ND	250	1		Pyrene	ND	250	1	
Naphthalene	ND	250	1		Butyl Benzyl Phthalate	ND	250	1	
4-Chloroaniline	ND	500	1		3,3'-Dichlorobenzidine	ND	250	1	
Hexachloro-1,3-Butadiene	ND	250	1		Benzo (a) Anthracene	ND	250	1	
4-Chloro-3-Methylphenol	ND	250	1		Bis(2-Ethylhexyl) Phthalate	ND	250	1	
2-Methylnaphthalene	ND	250	1		Chrysene	ND	250	1	
Hexachlorocyclopentadiene	ND	2500	1		Di-n-Octyl Phthalate	ND	250	1	
2,4,6-Trichlorophenol	ND	250	1		Benzo (k) Fluoranthene	ND	250	1	
2,4,5-Trichlorophenol	ND	250	1		Benzo (b) Fluoranthene	ND	250	1	
2-Chloronaphthalene	ND	250	1		Benzo (a) Pyrene	ND	250	1	
2-Nitroaniline	ND	250	1		Dibenz (a,h) Anthracene	ND	250	1	
Dimethyl Phthalate	ND	250	1		Indeno (1,2,3-c,d) Pyrene	ND	250	1	
Acenaphthylene	ND	250	1		Benzo (g,h,i) Perylene	ND	250	1	
Surrogates:	REC (%)	Control Limits		Qual	Surrogates:	REC (%)	Control Limits		Qual
2-Fluorophenol	68	21-100			Phenol-d6	52	10-94		
Nitrobenzene-d5	95	35-114			2-Fluorobiphenyl	71	43-116		
2,4,6-Tribromophenol	92	10-123			p-Terphenyl-d14	83	33-141		

RL - Reporting Limit , DF - Dilution Factor , Qual - Qualifiers



Analytical Report



Kiff Analytical
2795 2nd Street, Suite 300
Davis, CA 95616-6593

Date Received: 07/25/06
Work Order No: 06-07-1182
Preparation: EPA 3545
Method: EPA 8082
Units: ug/kg

Project: 4226 1st Street, Pleasanton

Page 1 of 1

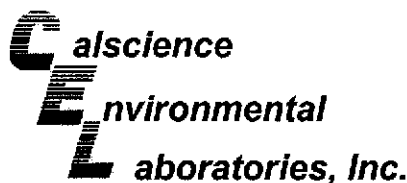
Client Sample Number	Lab Sample Number	Date Collected	Matrix	Date Prepared	Date Analyzed	QC Batch ID
PG-1	06-07-1182-1	07/20/06	Solid	07/25/06	07/28/06	060724L09

Parameter	Result	RL	DF	Qual	Parameter	Result	RL	DF	Qual
Aroclor-1016	ND	50	1		Aroclor-1248	ND	50	1	
Aroclor-1221	ND	50	1		Aroclor-1254	ND	50	1	
Aroclor-1232	ND	50	1		Aroclor-1260	ND	50	1	
Aroclor-1242	ND	50	1		Aroclor-1262	ND	50	1	
Surrogates:	REC (%)	Control Limits		Qual	Surrogates:	REC (%)	Control Limits		Qual
Decachlorobiphenyl	90	50-130			2,4,5,6-Tetrachloro-m-Xylene	101	50-130		

Method Blank	099-07-009-912	N/A	Solid	07/24/06	07/26/06	060724L09
--------------	----------------	-----	-------	----------	----------	-----------

Parameter	Result	RL	DF	Qual	Parameter	Result	RL	DF	Qual
Aroclor-1016	ND	50	1		Aroclor-1248	ND	50	1	
Aroclor-1221	ND	50	1		Aroclor-1254	ND	50	1	
Aroclor-1232	ND	50	1		Aroclor-1260	ND	50	1	
Aroclor-1242	ND	50	1		Aroclor-1262	ND	50	1	
Surrogates:	REC (%)	Control Limits		Qual	Surrogates:	REC (%)	Control Limits		Qual
Decachlorobiphenyl	98	50-130			2,4,5,6-Tetrachloro-m-Xylene	108	50-130		

RL - Reporting Limit , DF - Dilution Factor , Qual - Qualifiers



Analytical Report



Kiff Analytical
2795 2nd Street, Suite 300
Davis, CA 95616-6593

Date Received: 07/25/06
Work Order No: 06-07-1182
Preparation: EPA 1311
Method: EPA 8260B
Units: ug/L

Project: 4226 1st Street, Pleasanton

Page 1 of 2

Client Sample Number	Lab Sample Number	Date Collected	Matrix	Date Prepared	Date Analyzed	QC Batch ID
PG-1	06-07-1182-1	07/20/06	Solid	07/25/06	07/26/06	060726L02

Parameter	Result	RL	DF	Qual	Parameter	Result	RL	DF	Qual
Acetone	ND	1000	1		1,3-Dichloropropane	ND	100	1	
Benzene	ND	50	1		2,2-Dichloropropane	ND	100	1	
Bromobenzene	ND	100	1		1,1-Dichloropropene	ND	100	1	
Bromochloromethane	ND	100	1		c-1,3-Dichloropropene	ND	50	1	
Bromodichloromethane	ND	100	1		t-1,3-Dichloropropene	ND	50	1	
Bromoform	ND	100	1		Ethylbenzene	ND	100	1	
Bromomethane	ND	1000	1		2-Hexanone	ND	1000	1	
2-Butanone	ND	1000	1		Isopropylbenzene	ND	100	1	
n-Butylbenzene	ND	100	1		p-Isopropyltoluene	ND	100	1	
sec-Butylbenzene	ND	100	1		Methylene Chloride	ND	100	1	
tert-Butylbenzene	ND	100	1		4-Methyl-2-Pentanone	ND	1000	1	
Carbon Disulfide	ND	1000	1		Naphthalene	ND	1000	1	
Carbon Tetrachloride	ND	50	1		n-Propylbenzene	ND	100	1	
Chlorobenzene	ND	100	1		Styrene	ND	100	1	
Chloroethane	ND	100	1		1,1,1,2-Tetrachloroethane	ND	100	1	
Chloroform	ND	100	1		1,1,2,2-Tetrachloroethane	ND	100	1	
Chloromethane	ND	1000	1		Tetrachloroethene	ND	100	1	
2-Chlorotoluene	ND	100	1		Toluene	ND	100	1	
4-Chlorotoluene	ND	100	1		1,2,3-Trichlorobenzene	ND	100	1	
Dibromochloromethane	ND	100	1		1,2,4-Trichlorobenzene	ND	100	1	
1,2-Dibromo-3-Chloropropane	ND	500	1		1,1,1-Trichloroethane	ND	100	1	
1,2-Dibromoethane	ND	100	1		1,1,2-Trichloroethane	ND	100	1	
Dibromomethane	ND	100	1		Trichloroethene	ND	100	1	
1,2-Dichlorobenzene	ND	100	1		Trichlorofluoromethane	ND	1000	1	
1,3-Dichlorobenzene	ND	100	1		1,2,3-Trichloropropane	ND	500	1	
1,4-Dichlorobenzene	ND	100	1		1,2,4-Trimethylbenzene	ND	100	1	
Dichlorodifluoromethane	ND	100	1		1,3,5-Trimethylbenzene	ND	100	1	
1,1-Dichloroethane	ND	100	1		Vinyl Acetate	ND	1000	1	
1,2-Dichloroethane	ND	50	1		Vinyl Chloride	ND	50	1	
1,1-Dichloroethene	ND	100	1		p/m-Xylene	ND	100	1	
c-1,2-Dichloroethene	ND	100	1		o-Xylene	ND	100	1	
t-1,2-Dichloroethene	ND	100	1		Methyl-t-Butyl Ether (MTBE)	ND	100	1	
1,2-Dichloropropane	ND	100	1						
<u>Surrogates:</u>	<u>REC (%)</u>	<u>Control Limits</u>		<u>Qual</u>	<u>Surrogates:</u>	<u>REC (%)</u>	<u>Control Limits</u>		<u>Qual</u>
Dibromofluoromethane	112	74-140			1,2-Dichloroethane-d4	107	74-146		
Toluene-d8	102	88-112			1,4-Bromofluorobenzene	93	74-110		

RL - Reporting Limit , DF - Dilution Factor , Qual - Qualifiers

Analytical Report



Kiff Analytical
 2795 2nd Street, Suite 300
 Davis, CA 95616-6593

Date Received: 07/25/06
 Work Order No: 06-07-1182
 Preparation: EPA 1311
 Method: EPA 8260B
 Units: ug/L

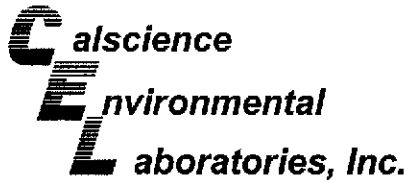
Project: 4226 1st Street, Pleasanton

Page 2 of 2

Client Sample Number	Lab Sample Number	Date Collected	Matrix	Date Prepared	Date Analyzed	QC Batch ID
Method Blank	099-10-006-18,636	N/A	Aqueous	07/25/06	07/26/06	060726L02

Parameter	Result	RL	DF	Qual	Parameter	Result	RL	DF	Qual
Acetone	ND	1000	1		1,3-Dichloropropane	ND	100	1	
Benzene	ND	50	1		2,2-Dichloropropane	ND	100	1	
Bromobenzene	ND	100	1		1,1-Dichloropropane	ND	100	1	
Bromochloromethane	ND	100	1		c-1,3-Dichloropropene	ND	50	1	
Bromodichloromethane	ND	100	1		t-1,3-Dichloropropene	ND	50	1	
Bromoform	ND	100	1		Ethylbenzene	ND	100	1	
Bromomethane	ND	1000	1		2-Hexanone	ND	1000	1	
2-Butanone	ND	1000	1		Isopropylbenzene	ND	100	1	
n-Butylbenzene	ND	100	1		p-Isopropyltoluene	ND	100	1	
sec-Butylbenzene	ND	100	1		Methylene Chloride	1700	1000	1	
tert-Butylbenzene	ND	100	1		4-Methyl-2-Pentanone	ND	1000	1	
Carbon Disulfide	ND	1000	1		Naphthalene	ND	1000	1	
Carbon Tetrachloride	ND	50	1		n-Propylbenzene	ND	100	1	
Chlorobenzene	ND	100	1		Styrene	ND	100	1	
Chloroethane	ND	100	1		1,1,1,2-Tetrachloroethane	ND	100	1	
Chloroform	ND	100	1		1,1,2,2-Tetrachloroethane	ND	100	1	
Chloromethane	ND	1000	1		Tetrachloroethane	ND	100	1	
2-Chlorotoluene	ND	100	1		Toluene	ND	100	1	
4-Chlorotoluene	ND	100	1		1,2,3-Trichlorobenzene	ND	100	1	
Dibromochloromethane	ND	100	1		1,2,4-Trichlorobenzene	ND	100	1	
1,2-Dibromo-3-Chloropropane	ND	500	1		1,1,1-Trichloroethane	ND	100	1	
1,2-Dibromoethane	ND	100	1		1,1,2-Trichloroethane	ND	100	1	
Dibromomethane	ND	100	1		Trichloroethene	ND	100	1	
1,2-Dichlorobenzene	ND	100	1		Trichlorofluoromethane	ND	1000	1	
1,3-Dichlorobenzene	ND	100	1		1,2,3-Trichloropropane	ND	500	1	
1,4-Dichlorobenzene	ND	100	1		1,2,4-Trimethylbenzene	ND	100	1	
Dichlorodifluoromethane	ND	100	1		1,3,5-Trimethylbenzene	ND	100	1	
1,1-Dichloroethane	ND	100	1		Vinyl Acetate	ND	1000	1	
1,2-Dichloroethane	ND	50	1		Vinyl Chloride	ND	50	1	
1,1-Dichloroethene	ND	100	1		p/m-Xylene	ND	100	1	
c-1,2-Dichloroethene	ND	100	1		o-Xylene	ND	100	1	
t-1,2-Dichloroethene	ND	100	1		Methyl-t-Butyl Ether (MTBE)	ND	100	1	
1,2-Dichloropropane	ND	100	1						
<u>Surrogates:</u>	<u>REC (%)</u>	<u>Control Limits</u>	<u>Qual</u>	<u>Surrogates:</u>	<u>REC (%)</u>	<u>Control Limits</u>	<u>Qual</u>		
Dibromofluoromethane	106	74-140		1,2-Dichloroethane-d4	101	74-146			
Toluene-d8	99	88-112		1,4-Bromofluorobenzene	93	74-110			

RL - Reporting Limit , DF - Dilution Factor , Qual - Qualifiers



Analytical Report



Kiff Analytical
2795 2nd Street, Suite 300
Davis, CA 95616-6593

Date Received: 07/25/06
Work Order No: 06-07-1182

Project: 4226 1st Street, Pleasanton

Page 1 of 1

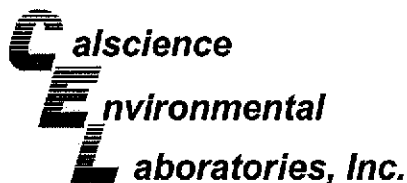
Client Sample Number	Lab Sample Number	Date Collected	Matrix
PG-1	06-07-1182-1	07/20/06	Solid

Parameter	Result	RL	DF	Qual	Units	Date Prepared	Date Analyzed	Method
Hexane Extractable Material	230	10	1		mg/kg	07/27/06	07/27/06	EPA 1664A M
Cyanide, Reactive	ND	0.50	1		mg/kg	07/26/06	07/26/06	SW-846, Chapter 7
Sulfide, Reactive	ND	2.0	1		mg/kg	07/26/06	07/26/06	SW-846, Chapter 7

Method Blank				N/A				Solid
--------------	--	--	--	-----	--	--	--	-------

Parameter	Result	RL	DF	Qual	Units	Date Prepared	Date Analyzed	Method
Hexane Extractable Material	ND	10	1		mg/kg	07/27/06	07/27/06	EPA 1664A M
Cyanide, Reactive	ND	0.50	1		mg/kg	07/26/06	07/26/06	SW-846, Chapter 7
Sulfide, Reactive	ND	2.0	1		mg/kg	07/26/06	07/26/06	SW-846, Chapter 7

RL - Reporting Limit , DF - Dilution Factor , Qual - Qualifiers



Quality Control - Spike/Spike Duplicate



Kiff Analytical
2795 2nd Street, Suite 300
Davis, CA 95616-6593

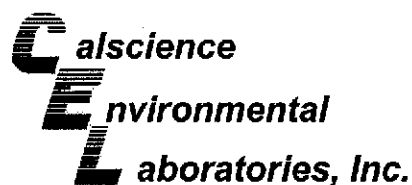
Date Received: 07/25/06
Work Order No: 06-07-1182
Preparation: EPA 3050B
Method: EPA 6010B

Project 4226 1st Street, Pleasanton

Quality Control Sample ID	Matrix	Instrument	Date Prepared	Date Analyzed	MS/MSD Batch Number
06-07-1155-1	Solid	ICP 3300	07/25/06	07/26/06	060725S02

Parameter	MS %REC	MSD %REC	%REC CL	RPD	RPD CL	Qualifiers
Antimony	57	49	50-115	15	0-20	3
Arsenic	93	92	75-125	1	0-20	
Barium	100	116	75-125	6	0-20	
Beryllium	101	99	75-125	2	0-20	
Cadmium	101	99	75-125	2	0-20	
Chromium	96	97	75-125	1	0-20	
Cobalt	108	105	75-125	2	0-20	
Copper	97	94	75-125	2	0-20	
Lead	101	98	75-125	2	0-20	
Molybdenum	91	89	75-125	3	0-20	
Nickel	102	100	75-125	2	0-20	
Selenium	92	89	75-125	3	0-20	
Silver	101	99	75-125	2	0-20	
Thallium	96	96	75-125	0	0-20	
Vanadium	81	93	75-125	7	0-20	
Zinc	81	80	75-125	0	0-20	

RPD - Relative Percent Difference , CL - Control Limit



Quality Control - Spike/Spike Duplicate



Kiff Analytical
2795 2nd Street, Suite 300
Davis, CA 95616-6593

Date Received: 07/25/06
Work Order No: 06-07-1182
Preparation: Extraction
Method: EPA 418.1M

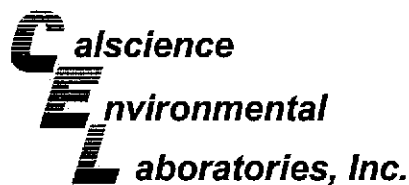
Project 4226 1st Street, Pleasanton

Quality Control Sample ID	Matrix	Instrument	Date Prepared	Date Analyzed	MS/MSD Batch Number
06-07-1181-1	Solid	IR #1	07/27/06	07/27/06	060727501

Parameter	MS %REC	MSD %REC	%REC CL	RPD	RPD CL	Qualifiers
TRPH	120	119	55-135	1	0-30	

RPD - Relative Percent Difference, CL - Control Limit

7440 Lincoln Way, Garden Grove, CA 92841-1427 • TEL: (714) 895-5494 • FAX: (714) 894-7501



Quality Control - Spike/Spike Duplicate



Kiff Analytical
2795 2nd Street, Suite 300
Davis, CA 95616-6593

Date Received: 07/25/06
Work Order No: 06-07-1182
Preparation: EPA 7471A Total
Method: EPA 7471A

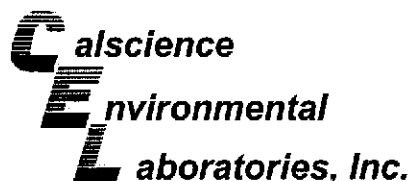
Project 4226 1st Street, Pleasanton

Quality Control Sample ID	Matrix	Instrument	Date Prepared	Date Analyzed	MS/MSD Batch Number
06-07-1155-1	Solid	Mercury	07/25/06	07/25/06	060725S02

<u>Parameter</u>	<u>MS %REC</u>	<u>MSD %REC</u>	<u>%REC CL</u>	<u>RPD</u>	<u>RPD CL</u>	<u>Qualifiers</u>
Mercury	109	110	76-136	0	0-16	

RPD - Relative Percent Difference , CL - Control Limit

7440 Lincoln Way, Garden Grove, CA 92841-1427 • TEL:(714) 895-5494 • FAX: (714) 894-7501



Quality Control - Spike/Spike Duplicate



Kiff Analytical
2795 2nd Street, Suite 300
Davis, CA 95616-6593

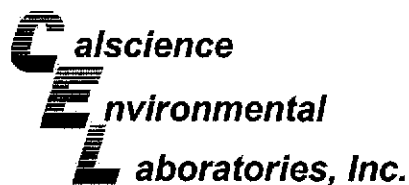
Date Received: 07/25/06
Work Order No: 06-07-1182
Preparation: EPA 1311
Method: EPA 8270C

Project 4226 1st Street, Pleasanton

Quality Control Sample ID	Matrix	Instrument	Date Prepared	Date Analyzed	MS/MSD Batch Number
06-07-1180-1	Solid	GC/MS N	07/26/06	07/26/06	060726504

Parameter	MS %REC	MSD %REC	%REC CL	RPD	RPD CL	Qualifiers
Phenol	50	43	20-120	15	0-42	
2-Chlorophenol	85	71	23-134	18	0-40	
1,4-Dichlorobenzene	82	69	20-124	17	0-28	
N-Nitroso-di-n-propylamine	99	82	0-230	19	0-38	
1,2,4-Trichlorobenzene	82	71	44-142	14	0-28	
Acenaphthene	98	86	47-145	14	0-31	
2,4-Dinitrotoluene	98	84	39-139	15	0-38	

RPD - Relative Percent Difference , CL - Control Limit



Quality Control - Spike/Spike Duplicate



Kiff Analytical
2795 2nd Street, Suite 300
Davis, CA 95616-6593

Date Received: 07/25/06
Work Order No: 06-07-1182
Preparation: EPA 3545
Method: EPA 8082

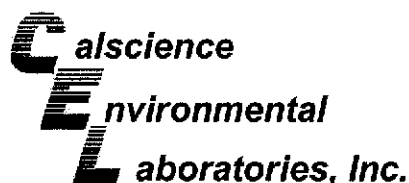
Project 4226 1st Street, Pleasanton

Quality Control Sample ID	Matrix	Instrument	Date Prepared	Date Analyzed	MS/MSD Batch Number
06-07-1096-62	Solid	GC 10	07/24/06	07/27/06	060724S09

Parameter	MS %REC	MSD %REC	%REC CL	RPD	RPD CL	Qualifiers
Aroclor-1260	0	0	50-135	68	0-25	3,4

RPD - Relative Percent Difference , CL - Control Limit

7440 Lincoln Way, Garden Grove, CA 92841-1427 • TEL:(714) 895-5494 • FAX: (714) 894-7501



Quality Control - Spike/Spike Duplicate



Kiff Analytical
2795 2nd Street, Suite 300
Davis, CA 95616-6593

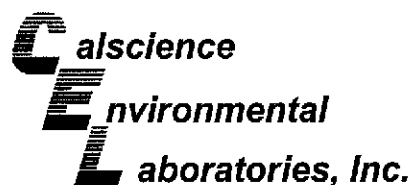
Date Received: 07/25/06
Work Order No: 06-07-1182
Preparation: EPA 1311
Method: EPA 8260B

Project 4226 1st Street, Pleasanton

Quality Control Sample ID	Matrix	Instrument	Date Prepared	Date Analyzed	MS/MSD Batch Number
06-07-1180-1	Solid	GC/MS Z	07/25/06	07/26/06	060726502

Parameter	MS %REC	MSD %REC	%REC CL	RPD	RPD CL	Qualifiers
Benzene	100	108	88-118	7	0-7	
Carbon Tetrachloride	80	89	67-145	11	0-11	
Chlorobenzene	96	101	88-118	5	0-7	
1,2-Dichlorobenzene	100	104	86-116	4	0-8	
1,1-Dichloroethene	87	97	70-130	11	0-25	
Toluene	99	108	87-123	8	0-8	
Trichloroethene	92	99	79-127	8	0-10	
Vinyl Chloride	69	80	69-129	15	0-13	4
Methyl-t-Butyl Ether (MTBE)	84	89	71-131	6	0-13	
Tert-Butyl Alcohol (TBA)	83	88	36-168	7	0-45	
Diisopropyl Ether (DIPE)	90	96	81-123	7	0-9	
Ethyl-t-Butyl Ether (ETBE)	90	96	72-126	7	0-12	
Tert-Amyl-Methyl Ether (TAME)	91	96	72-126	6	0-12	
Ethanol	86	95	53-149	9	0-31	

RPD - Relative Percent Difference, CL - Control Limit



Quality Control - Duplicate



Kiff Analytical
2795 2nd Street, Suite 300
Davis, CA 95616-6593

Date Received: N/A
Work Order No: 06-07-1182

Project: 4226 1st Street, Pleasanton

Matrix: Solid

Parameter	Method	QC Sample ID	Date Analyzed	Sample Conc	DUP Conc	RPD	RPD CL	Qualifiers
Cyanide, Reactive	SW-846, Chapter 7	PG-1	07/26/06	ND	ND	NA	0-25	
Sulfide, Reactive	SW-846, Chapter 7	06-07-1180-1	07/26/06	ND	ND	NA	0-25	

RPD - Relative Percent Difference , CL - Control Limit

7440 Lincoln Way, Garden Grove, CA 92841-1427 • TEL:(714) 895-5494 • FAX: (714) 894-7501

Calscience
Environmental Laboratories, Inc. Quality Control - Laboratory Control Sample



Kiff Analytical	Date Received:	N/A
2795 2nd Street, Suite 300	Work Order No:	06-07-1182
Davis, CA 95616-6593	Preparation:	EPA 3050B
	Method:	EPA 6010B

Project: 4226 1st Street, Pleasanton

Quality Control Sample ID	Matrix	Instrument	Date Analyzed	Lab File ID	LCS Batch Number
097-01-002-7,910	Solid	ICP 3300	07/26/06	060725-1-02	060725L02

Parameter	Conc Added	Conc Recovered	LCS %Rec	%Rec CL	Qualifiers
Antimony	25.0	21.3	85	80-120	
Arsenic	25.0	22.1	89	80-120	
Barium	25.0	26.1	104	80-120	
Beryllium	25.0	25.3	101	80-120	
Cadmium	25.0	26.1	104	80-120	
Chromium	25.0	26.1	105	80-120	
Cobalt	25.0	26.7	107	80-120	
Copper	25.0	24.0	96	80-120	
Lead	25.0	25.9	104	80-120	
Molybdenum	25.0	25.8	103	80-120	
Nickel	25.0	27.0	108	80-120	
Selenium	25.0	23.9	96	80-120	
Silver	12.5	12.6	101	80-120	
Thallium	25.0	26.0	104	80-120	
Vanadium	25.0	25.0	100	80-120	
Zinc	25.0	26.6	106	80-120	

RPD - Relative Percent Difference, CL - Control Limit

Calscience
Environmental Laboratories, Inc. **Quality Control - Laboratory Control Sample**



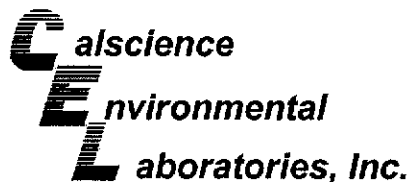
Kiff Analytical	Date Received:	N/A
2795 2nd Street, Suite 300	Work Order No:	06-07-1182
Davis, CA 95616-6593	Preparation:	Extraction
	Method:	EPA 418.1M

Project: 4226 1st Street, Pleasanton

Quality Control Sample ID	Matrix	Instrument	Date Analyzed	Lab File ID	LCS Batch Number
099-07-015-996	Solid	IR #1	07/27/06	NONE	060727L01

Parameter	Conc Added	Conc Recovered	LCS %Rec	%Rec CL	Qualifiers
TRPH	100	99	99	70-130	

RPD - Relative Percent Difference CL - Control Limit



Quality Control - LCS/LCS Duplicate



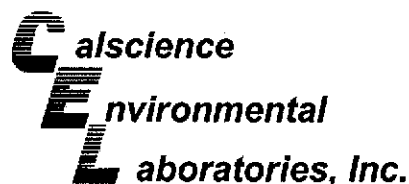
Kiff Analytical	Date Received:	N/A
2795 2nd Street, Suite 300	Work Order No:	06-07-1182
Davis, CA 95616-6593	Preparation:	EPA 7471A Total
	Method:	EPA 7471A

Project: 4226 1st Street, Pleasanton

Quality Control Sample ID	Matrix	Instrument	Date Prepared	Date Analyzed	LCS/LCSD Batch Number
099-04-007-4,038	Solid	Mercury	07/25/06	07/25/06	060725L02

Parameter	LCS %REC	LCSD %REC	%REC CL	RPD	RPD CL	Qualifiers
Mercury	102	102	82-124	1	0-16	

RPD - Relative Percent Difference , CL - Control Limit



Quality Control - LCS/LCS Duplicate



Kiff Analytical
2795 2nd Street, Suite 300
Davis, CA 95616-6593

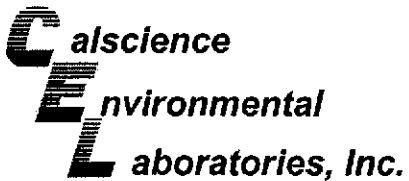
Date Received: N/A
Work Order No: 06-07-1182
Preparation: EPA 1311
Method: EPA 8270C

Project: 4226 1st Street, Pleasanton

Quality Control Sample ID	Matrix	Instrument	Date Prepared	Date Analyzed	LCS/LCSD Batch Number
096-02-007-894	Aqueous	GC/MS N	07/26/06	07/26/06	060726L04

Parameter	LCS %REC	LCSD %REC	%REC CL	RPD	RPD CL	Qualifiers
Phenol	54	56	20-120	4	0-42	
2-Chlorophenol	83	88	23-134	5	0-40	
1,4-Dichlorobenzene	84	79	20-124	6	0-28	
N-Nitroso-di-n-propylamine	96	101	0-230	5	0-38	
1,2,4-Trichlorobenzene	82	79	44-142	4	0-28	
Acenaphthene	93	98	47-145	5	0-31	
2,4-Dinitrotoluene	90	97	39-139	7	0-38	

RPD - Relative Percent Difference, CL - Control Limit



Quality Control - LCS/LCS Duplicate



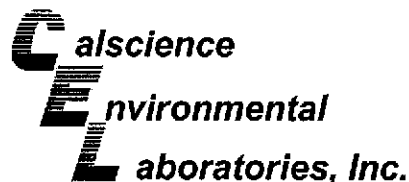
Kiff Analytical	Date Received:	N/A
2795 2nd Street, Suite 300	Work Order No:	06-07-1182
Davis, CA 95616-6593	Preparation:	EPA 3545
	Method:	EPA 8082

Project: 4226 1st Street, Pleasanton

Quality Control Sample ID	Matrix	Instrument	Date Prepared	Date Analyzed	LCS/LCSD Batch Number
099-07-009-912	Solid	GC 10	07/24/06	07/26/06	060724L09

Parameter	LCS %REC	LCSD %REC	%REC CL	RPD	RPD CL	Qualifiers
Aroclor-1260	114	117	50-135	2	0-25	

RPD - Relative Percent Difference, CL - Control Limit



Quality Control - LCS/LCS Duplicate



Kiff Analytical
2795 2nd Street, Suite 300
Davis, CA 95616-6593

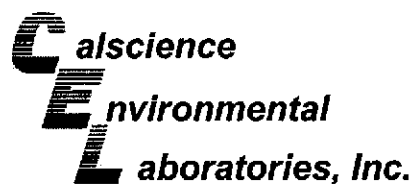
Date Received: N/A
Work Order No: 06-07-1182
Preparation: EPA 5030B
Method: EPA 8260B

Project: 4226 1st Street, Pleasanton

Quality Control Sample ID	Matrix	Instrument	Date Prepared	Date Analyzed	LCS/LCSD Batch Number
099-10-006-18,636	Aqueous	GC/MS Z	07/26/06	07/26/06	060726L02

Parameter	LCS %REC	LCSD %REC	%REC CL	RPD	RPD CL	Qualifiers
Benzene	101	103	84-120	2	0-8	
Carbon Tetrachloride	88	88	63-147	0	0-10	
Chlorobenzene	100	100	89-119	0	0-7	
1,2-Dichlorobenzene	107	107	89-119	0	0-9	
1,1-Dichloroethene	92	93	77-125	1	0-16	
Toluene	101	104	83-125	3	0-9	
Trichloroethene	97	98	89-119	2	0-8	
Vinyl Chloride	76	78	63-135	2	0-13	
Methyl-t-Butyl Ether (MTBE)	86	89	82-118	2	0-13	
Tert-Butyl Alcohol (TBA)	80	83	46-154	4	0-32	
Diisopropyl Ether (DIPE)	93	95	81-123	2	0-11	
Ethyl-t-Butyl Ether (ETBE)	92	94	74-122	2	0-12	
Tert-Amyl-Methyl Ether (TAME)	92	95	76-124	3	0-10	
Ethanol	82	87	60-138	5	0-32	

RPD - Relative Percent Difference, CL - Control Limit



Quality Control - LCS/LCS Duplicate



Kiff Analytical
2795 2nd Street, Suite 300
Davis, CA 95616-6593

Date Received:
Work Order No:

N/A
06-07-1182

Project: 4226 1st Street, Pleasanton

Matrix: Solid

<u>Parameter</u>	<u>Method</u>	<u>Quality Control Sample ID</u>	<u>Date Extracted</u>	<u>Date Analyzed</u>	<u>LCS % REC</u>	<u>LCSD % REC</u>	<u>%REC CL</u>	<u>RPD</u>	<u>RPD CL</u>	<u>Qual</u>
Hexane Extractable Material	EPA 1664A M	099-12-040-46	07/27/06	07/27/06	83	92	80-120	10	0-20	

RPD - Relative Percent Difference, CL - Control Limit



Work Order Number: 06-07-1182

<u>Qualifier</u>	<u>Definition</u>
*	See applicable analysis comment.
1	Surrogate compound recovery was out of control due to a required sample dilution, therefore, the sample data was reported without further clarification.
2	Surrogate compound recovery was out of control due to matrix interference. The associated method blank surrogate spike compound was in control and, therefore, the sample data was reported without further clarification.
3	Recovery of the Matrix Spike or Matrix Spike Duplicate compound was out of control due to matrix interference. The associated LCS and/or LCSD was in control and, therefore, the sample data was reported without further clarification.
4	The MS/MSD RPD was out of control due to matrix interference. The LCS/LCSD RPD was in control and, therefore, the sample data was reported without further clarification.
5	The PDS/PDSD associated with this batch of samples was out of control due to a matrix interference effect. The associated batch LCS/LCSD was in control and, hence, the associated sample data was reported with no further corrective action required.
A	Result is the average of all dilutions, as defined by the method.
B	Analyte was present in the associated method blank.
C	Analyte presence was not confirmed on primary column.
E	Concentration exceeds the calibration range.
H	Sample received and/or analyzed past the recommended holding time.
J	Analyte was detected at a concentration below the reporting limit and above the laboratory method detection limit. Reported value is estimated.
N	Nontarget Analyte.
ND	Parameter not detected at the indicated reporting limit.
Q	Spike recovery and RPD control limits do not apply resulting from the parameter concentration in the sample exceeding the spike concentration by a factor of four or greater.
U	Undetected at the laboratory method detection limit.
X	% Recovery and/or RPD out-of-range.
Z	Analyte presence was not confirmed by second column or GC/MS analysis.



2795 Second Street, Suite 300
 Davis, CA 95616
 Lab: 530.297.4800
 Fax: 530.297.4808

Cal Science Environmental
 7440 Lincoln Way
 Garden Grove, CA 92841
 714-895-5494

Lab No.

1142

Page 1 of 1

Project Contact (Hardcopy or PDF to): **EDF Report?** Yes No **Chain-of-Custody Record and Analysis Request**

Troy Turpen

Company/Address:

Kiff Analytical, LLC

Phone No.:

FAX No.:

Project Number:

207-0523-001

P.O. No.:

51219

Project Name:

4226 1st Street, Pleasanton

Project Address:

Recommended but not mandatory to complete this section:

Sampling Company Log Code: CETO

Global ID: T0600101259

EDF Deliverable to (Email Address):
 inbox@kiffanalytical.com

E-mail address:
 inbox@kiffanalytical.com

Sampling Container Preservative Matrix

Sample Designation

PG-1

Date Time

07/20/06 14:05

Glass	Poly	Sleeve	Amber	HCl	HNO3	H ₂ SO ₄	NONE	Na ₂ S ₂ O ₃	WATER	SOIL
							X			X

TRPH (EPA 418.1)

CAM 17 METALS*

TCLP 8260B

TCLP 8270C

PCBs (EPA 8082)

Reactive Sulfides & Cyanides

Oil & Grease (EPA 9070)

Date due:
July 28, 2006

For Lab Use Only

Relinquished by:

Asora Aboon / Kiff Analytical Date: 6/20/06 Time: 19:00

Relinquished by:

Date: 7/25/06 Time: 0900

Relinquished by:

Date: 7/25/06 Time: 0900

Received by:

Received by:

Received by Laboratory:

[Signature]

Remarks: *This is a SHELL Project. STLC ON ALL TTLC METALS 10 X STLC MAXIMUM: TTLC LEAD => 13 MG/KG REQUIRES ORGANIC LEAD ANALYSIS

Bill to: Accounts Payable



WORK ORDER #: 06 - 07 - 1182

Cooler 1 of 1

SAMPLE RECEIPT FORM

CLIENT: Kiff

DATE: 7/25/06

TEMPERATURE – SAMPLES RECEIVED BY:

CALSCIENCE COURIER:

- Chilled, cooler with temperature blank provided.
- Chilled, cooler without temperature blank.
- Chilled and placed in cooler with wet ice.
- Ambient and placed in cooler with wet ice.
- Ambient temperature.
- °C Temperature blank.

LABORATORY (Other than Calscience Courier):

- 3.9 °C Temperature blank.
- °C IR thermometer.
- Ambient temperature.

Initial: JP

CUSTODY SEAL INTACT:

Sample(s): _____ Cooler: No (Not Intact) : _____ Not Applicable (N/A): _____

Initial: JP

SAMPLE CONDITION:

	Yes	No	N/A
Chain-Of-Custody document(s) received with samples.....	<input checked="" type="checkbox"/>	<input type="checkbox"/>	<input type="checkbox"/>
Sampler's name indicated on COC.....	<input type="checkbox"/>	<input checked="" type="checkbox"/>	<input type="checkbox"/>
Sample container label(s) consistent with custody papers.....	<input checked="" type="checkbox"/>	<input type="checkbox"/>	<input type="checkbox"/>
Sample container(s) intact and good condition.....	<input checked="" type="checkbox"/>	<input type="checkbox"/>	<input type="checkbox"/>
Correct containers and volume for analyses requested.....	<input checked="" type="checkbox"/>	<input type="checkbox"/>	<input type="checkbox"/>
Proper preservation noted on sample label(s).....	<input type="checkbox"/>	<input type="checkbox"/>	<input checked="" type="checkbox"/>
VOA vial(s) free of headspace.....	<input type="checkbox"/>	<input type="checkbox"/>	<input checked="" type="checkbox"/>
Tedlar bag(s) free of condensation.....	<input type="checkbox"/>	<input type="checkbox"/>	<input checked="" type="checkbox"/>

Initial: JP

COMMENTS:

51219

WASTE MANAGEMENT PROCEDURES

Page 4B-19

ISSUED DATE: 05/23/97
CANCELS ISSUE: 03/05/97
ISSUED BY: RLG

MATERIAL: SOIL CONTAMINATED WITH WASTE OIL

USE FOR ARIZONA, CALIFORNIA AND NEVADA WASTE ONLY!!!

MINIMUM REQUIRED TESTING

TRPH - TOTAL RECOVERABLE PETROLEUM HYDROCARBONS = EPA 418.1
BTXE = EPA 8020
CAM METALS = TTLC ALL: ✓

STLC ON ALL TTLC METALS 10 X STLC MAXIMUM:
TTLC LEAD => 13 MG/KG REQUIRES ORGANIC ANALYSIS

TCLP EXTRACTION = EPA 1311 AND
VOC ON EXTRACT = EPA 8240-3260
SVOC ON EXTRACT = EPA 8270
METALS ON EXTRACT = EPA 6010, (USE 7470 FOR Hg)

* 0+6 by EPA 9070 *
NOTE: IF PESTICIDES = EPA 8080 (ON EXTRACT)
IF HERBICIDES = EPA 8150 (ON EXTRACT)

PCBS = EPA METHOD 8080 (NOT ON EXTRACT)
HYDROGEN SULFIDE = SW-846 (7.3.4.2) (REACTIVITY)
HYDROGEN CYANIDE = SW-846 (7.3.3.2) (REACTIVITY)
pH (CORROSIVITY)

AQUATIC BIOASSAY (FISH TOX) = PART 800 OF "STANDARD METHODS FOR THE EXAMINATION OF WATER AND WASTEWATER (15TH EDITION)"

LABORATORY INSTRUCTIONS (MINIMUM GUIDELINES ONLY)

- TRPH REQUIRED ON ALL SAMPLES
- ALL OTHER TESTS REQUIRED TO BE RUN ON COMPOSITE(S) - MAXIMUM 4 SAMPLES PER COMPOSITE.
- STLC REQUIRED FOR METALS WITH TTLC VALUE 10 X STLC MAXIMUM.
- ORGANIC ANALYSIS REQUIRED FOR TTLC LEAD OF 13 MG/KG OR GREATER.
- LABORATORY IS TO SUPPLY QA/QC INFORMATION WITH ALL ANALYTICAL REPORTS.
- MAIL OR FAX ALL ANALYSIS TO PERSON REQUESTING ANALYSIS

PROCEDURE ORIGINAL DATE: 07/10/90
PROCEDURE REVISED DATE: 03/05/97

0523

LAB: KIFF

- TA - Irvine, California
- TA - Morgan Hill, California
- TA - Sacramento, California
- TA - Nashville, Tennessee
- Calscience
- Other



SHELL Chain Of Custody Record

51219

NAME OF PERSON TO BILL: Bill Merchant

ENVIRONMENTAL SERVICES

NETWORK DEV / FE BILL CONSULTANT

COMPLIANCE RMT/CRMT

CHECK BOX TO VERIFY IF NO INCIDENT # APPLIES

INCIDENT # (ES ONLY)

DATE: 7/20 /6

PAGE: 1 of

SAMPLING COMPANY: Cambria Environmental Technology, Inc. LOG CODE: CETO

SITE ADDRESS: Street and City: **4226 1st Street, Pleasanton** State: CA GLOBAL ID NO.: T0600101259

ADDRESS: **5900 Hollis Street, Suite A, Emeryville, CA 94608**

EDF DELIVERABLE TO (Name, Company, Office Location): **Brenda Carter, Cambria, Emeryville** PHONE NO.: **510-420-3343** E-MAIL: **shell.em.edf@cambria-env.com** CONSULTANT PROJECT NO.: **207-0523-001**

PROJECT CONTACT (Hardcopy or PDF Report to): **Aubrey Cool**

SAMPLER NAME(S) (Print):

TELEPHONE: **5810-420-3336** FAX: **(510) 420-9170** E-MAIL: **sdalie@cambria-env.com**

TAT (STD IS 10 BUSINESS DAYS / RUSH IS CALENDAR DAYS): RESULTS NEEDED

STD 5 DAY 3 DAY 2 DAY 24 HOURS ON WEEKEND

REQUESTED ANALYSIS

LA - RWQCB REPORT FORMAT UST AGENCY:

FIELD NOTES:

SPECIAL INSTRUCTIONS OR NOTES:

EDD NOT NEEDED

SHELL CONTRACT RATE APPLIES

STATE REIMB RATE APPLIES

RECEIPT VERIFICATION REQUESTED

TPH g- Purgeable (8260B)	TPHd - Extractable (8015M)	BTEX (8260B)	5 Oxygenates (8260B) (MTBE, TBA, DIPE, TAME, ETBE)	Oil & Grease EPA 9070	Chlorinated hydrocarbons 8260	EDB & EDC 8260	Cam 5 Metals Cr, Cd, Pb, Ni, Zn	PCB, PCP, PNAAs Cresosols 827D	Test for Disposal (see attached)	TEMPERATURE ON RECEIPT °C
--------------------------	----------------------------	--------------	--	-----------------------	-------------------------------	----------------	---------------------------------	--------------------------------	----------------------------------	---------------------------

CC lab reports to sdalie@cambria-env.com & acool@cambria-env.com

No partial lab reports, send final PDF report only. 72 Hr TAT

Field Sample Identification	SAMPLING		MATRX	NO. OF CONT.	TPH g- Purgeable (8260B)	TPHd - Extractable (8015M)	BTEX (8260B)	5 Oxygenates (8260B) (MTBE, TBA, DIPE, TAME, ETBE)	Oil & Grease EPA 9070	Chlorinated hydrocarbons 8260	EDB & EDC 8260	Cam 5 Metals Cr, Cd, Pb, Ni, Zn	PCB, PCP, PNAAs Cresosols 827D	Test for Disposal (see attached)	TEMPERATURE ON RECEIPT °C
	DATE	TIME													
PG-1A	7/20/06	1405	Soil	1										X	
PG-1B	7/20/06		Soil	1										X	
PG-1C	7/20/06		Soil	1										X	
PG-1D	7/20/06		Soil	1										X	

SAMPLE RECEIPT

Temp °C 18 Therm. ID# 315

Initial SD Date 7/20/06

Time 1:50 Coolant present: Yes/!:

Relinquished by: (Signature) <u>[Signature]</u>	Received by: (Signature) <u>SEWIE LARSON</u>	Date: <u>7/20</u>	Time: <u>1520</u>
Relinquished by: (Signature)	Received by: (Signature)	Date:	Time:
Relinquished by: (Signature)	Received by: (Signature) <u>[Signature]</u>	Date: <u>072006</u>	Time: <u>1425</u>

ATTACHMENT C

Disposal Confirmation



Hazardous Waste Hauler (Registration # 2843)

P.O. Box 292547 * Sacramento, CA 95829 * FAX 916-381-1573

Disposal Confirmation

Request for Transportation Received: 08/23/2006

Consultant Information

Company: Cambria
Contact: Aubrey Cool
Phone: 510-420-3336
Fax: 510-420-9170

Site Information

PO # 4550609232
Street Address: 4225 First St.
City, State, ZIP: Pleasanton, CA 94566

Customer: Shell Oil Company RESA-0023-LDC
RIPR #: 55096
SAP # / Location: 135782
Incident #: NA
Location / WIC #: NA
Environmental Engineer: Bill Merchant

Material Description: Pea Gravel
Estimated Quantity: 20 cy
Service Requested Date: By 08/29/2006

Disposal Facility: Forward Landfill
Contact: Scott
Phone: 800 204-4242
Approval #: 6580
Date of Disposal: 09/11/2006
Actual Tonnage: 48.19 tons

Transporter: Manley & Sons Trucking, Inc.
Contact: Jennifer Rogers
Phone: 916 381-6864
Fax: 916 381-1573
Invoice: 200609-14
Date of Invoice: 09/15/2006

ATTACHMENT D

Unauthorized Release Report

UNDERGROUND STORAGE TANK UNAUTHORIZED RELEASE (LEAK) / CONTAMINATION SITE REPORT			
EMERGENCY <input type="checkbox"/> YES <input checked="" type="checkbox"/> NO		HAS STATE OFFICE OF EMERGENCY SERVICES REPORT BEEN FILED? <input type="checkbox"/> YES <input checked="" type="checkbox"/> NO	
REPORT DATE 0 7 2 8 0 6 M M D D Y Y		CASE #	
FOR LOCAL AGENCY USE ONLY I HEREBY CERTIFY THAT I AM A DESIGNATED GOVERNMENT EMPLOYEE AND THAT I HAVE REPORTED THIS INFORMATION TO LOCAL OFFICIALS PURSUANT TO SECTION 25189.7 OF THE HEALTH AND SAFETY CODE.		SIGNED _____ DATE _____	
REPORTED BY	NAME OF INDIVIDUAL FILING REPORT Wes Taylor		PHONE (916) 261-0995
	REPRESENTING <input checked="" type="checkbox"/> OWNER/OPERATOR <input type="checkbox"/> REGIONAL BOARD <input type="checkbox"/> LOCAL AGENCY <input type="checkbox"/> OTHER		COMPANY OR AGENCY NAME Shell Oil Products US
RESPONSIBLE PARTY	ADDRESS 20945 S. Wilmington Avenue STREET		CARSON CITY CA 90810 PHONE (707) 865-0251
	NAME Shell Oil Products US <input type="checkbox"/> UNKNOWN		CONTACT PERSON Denis Brown
SITE LOCATION	FACILITY NAME (IF APPLICABLE) Shell-branded Service Station		OPERATOR R. Branchini and J. Shepard
	ADDRESS 4226 1 st Street STREET		Pleasanton CITY Alameda COUNTY 94566 ZIP
IMPLEMENTING AGENCIES	LOCAL AGENCY AGENCY NAME Alameda County Health Care Services Agency		CONTACT PERSON Jerry Wickham
	REGIONAL BOARD San Francisco Bay		PHONE (510) 567-6791
SUSTANCES INVOLVED	NAME		QUANTITY LOST (GALLONS) <input checked="" type="checkbox"/> UNKNOWN
	(1) Oil and grease - 26 ppm (WO-1-14)		
DISCOVERY/ABATEMENT	DATE DISCOVERED 0 7 2 7 0 6 M M D D Y Y		HOW DISCOVERED <input type="checkbox"/> INVENTORY CONTROL <input type="checkbox"/> SUBSURFACE MONITORING <input type="checkbox"/> NUISANCE CONDITIONS <input type="checkbox"/> TANK TEST <input checked="" type="checkbox"/> TANK REMOVAL <input type="checkbox"/> OTHER
	DATE DISCHARGE BEGAN M M D D Y Y <input checked="" type="checkbox"/> UNKNOWN		METHOD USED TO STOP DISCHARGE (CHECK ALL THAT APPLY) <input type="checkbox"/> REMOVE CONTENTS <input type="checkbox"/> REPLACE TANK <input checked="" type="checkbox"/> CLOSE TANK <input type="checkbox"/> REPAIR TANK <input type="checkbox"/> REPAIR PIPING <input type="checkbox"/> CHANGE PROCEDURE <input type="checkbox"/> OTHER
	HAS DISCHARGE BEEN STOPPED? <input checked="" type="checkbox"/> YES <input type="checkbox"/> NO IF YES, DATE 0 7 2 0 0 6 M M D D Y Y		
SOURCE/CAUSE	SOURCE OF DISCHARGE <input type="checkbox"/> TANK LEAK <input checked="" type="checkbox"/> UNKNOWN <input type="checkbox"/> PIPING LEAK <input type="checkbox"/> OTHER		CAUSE(S) <input type="checkbox"/> OVERFILL <input type="checkbox"/> RUPTURE/FAILURE <input type="checkbox"/> SPILL <input type="checkbox"/> CORROSION <input checked="" type="checkbox"/> UNKNOWN <input type="checkbox"/> OTHER
	CHECK ONE ONLY <input checked="" type="checkbox"/> UNDETERMINED <input type="checkbox"/> SOIL ONLY <input type="checkbox"/> GROUND WATER <input type="checkbox"/> DRINKING WATER - (CHECK ONLY IF WATER WELLS HAVE ACTUALLY BEEN AFFECTED)		
CURRENT STATUS	CHECK ONE ONLY <input checked="" type="checkbox"/> NO ACTION TAKEN <input type="checkbox"/> LEAK BEING CONFIRMED <input type="checkbox"/> REMEDIATION PLAN		<input type="checkbox"/> PRELIMINARY SITE ASSESSMENT WORKPLAN SUBMITTED <input type="checkbox"/> PRELIMINARY SITE ASSESSMENT UNDERWAY <input type="checkbox"/> CASE CLOSED (CLEANUP COMPLETED OR UNNECESSARY)
	CHECK APPROPRIATE ACTION(S) <input type="checkbox"/> CAP SITE (CD) <input type="checkbox"/> CONTAINMENT BARRIER (CB) <input type="checkbox"/> VACUUM EXTRACT (VE)		<input type="checkbox"/> REMOVE FREE PRODUCT (FP) <input type="checkbox"/> PUMP & TREAT GROUND WATER (GT) <input type="checkbox"/> TREATMENT AT HOOKUP (HU) <input checked="" type="checkbox"/> OTHER (OT) Pending agency evaluation
REMEDIAL ACTION	<input type="checkbox"/> ENHANCED BIO DEGRADATION (IT) <input type="checkbox"/> REPLACE SUPPLY (RB) <input type="checkbox"/> VENT SOIL (V8)		
	COMMENTS Soil concentrations were found during waste oil tank removal activities including oil and grease, TPHd, MTBE, chromium, lead, nickel, and zinc. Cambria Environmental Technology, Inc. notified Livermore-Pleasanton Fire Department on 7/27/06 at 11:30 am. Cambria left a voicemail for Inspector Paul Smith. A report documenting the reported findings will be submitted to the agency within 60 days.		