



**RECEIVED**

By Alameda County Environmental Health at 12:20 pm, Dec 27, 2013

Mr. Jerry Wickham  
Alameda County Environmental Health  
1131 Harbor Bay Parkway, Suite 250  
Alameda, California 94502-6577

**Shell Oil Products US**  
Soil and Groundwater Focus Delivery Group  
20945 S. Wilmington Avenue  
Carson, CA 90810  
Tel (425) 413 1164  
Fax (425) 413 0988  
Email [perry.pineda@shell.com](mailto:perry.pineda@shell.com)  
Internet <http://www.shell.com>

Re: 4212 First Street  
Pleasanton, California  
SAP Code 135782  
Incident No. 98995840  
ACEH Case No. RO0000360

Dear Mr. Wickham:

The attached document is provided for your review and comment. Upon information and belief, I declare, under penalty of perjury, that the information contained in the attached document is true and correct.

As always, please feel free to contact me directly at (425) 413-1164 with any questions or concerns.

Sincerely,  
Shell Oil Products US

Perry Pineda  
Senior Environmental Program Manager



# PETROLUUM HYDROCARBON MASS REMOVAL EVENT REPORT

**SHELL-BRANDED SERVICE STATION  
4212 FIRST STREET  
PLEASANTON, CALIFORNIA**

**SAP CODE: 135782  
INCIDENT NO. 98995840  
AGENCY NO. RO0000360**

**DECEMBER 23, 2013  
REF. NO. 240523 (21)**

This report is printed on recycled paper.

**Prepared by:  
Conestoga-Rovers  
& Associates**

5900 Hollis Street, Suite A  
Emeryville, California  
U.S.A. 94608

Office: (510) 420-0700  
Fax: (510) 420-9170

web: <http://www.CRAworld.com>

TABLE OF CONTENTS

	<u>Page</u>
EXECUTIVE SUMMARY .....	i
1.0 INTRODUCTION.....	1
2.0 SITE BACKGROUND.....	1
2.1 GEOLOGY AND HYDROGEOLOGY .....	1
2.1.1 GROUNDWATER DEPTH AND FLOW DIRECTION .....	2
2.1.2 GROUNDWATER USE.....	2
2.2 EXTENT OF PETROLEUM-HYDROCARBON IMPACT .....	2
2.2.1 DELINEATION OF IMPACTED SOIL .....	2
2.2.2 DELINEATION OF IMPACTED GROUNDWATER .....	3
3.0 MRE.....	3
3.1 TEST EQUIPMENT.....	3
3.2 TEST PROCEDURE .....	4
3.3 DATA COLLECTION AND SAMPLING .....	5
3.4 RESULTS .....	5
3.4.1 GWE.....	5
3.4.2 AS PRESSURE AND FLOW .....	6
3.4.3 INDUCED VACUUM IN OBSERVATION WELLS .....	6
3.4.4 VAPOR PROBE SV-2.....	6
3.4.5 SVE/DPE.....	6
3.4.5.1 WELL SVE-5 .....	6
3.4.5.2 WELL MW-1.....	7
3.4.5.3 WELL MW-2.....	8
3.4.5.4 WELL MW-4.....	8
3.4.5.5 WELL EW-1 .....	9
3.4.5.6 WELL EW-2 .....	9
3.4.5.7 WELL SVE-1 .....	10
3.4.5.8 WELL SVE-2 .....	10
3.4.5.9 WELL SVE-3 .....	11
3.4.5.10 WELL SVE-4 .....	12
4.0 DISCUSSION .....	13
4.1 AS.....	13
4.2 MASS REMOVAL.....	13
5.0 CONCLUSIONS AND RECOMMENDATIONS.....	14

LIST OF FIGURES  
(Following Text)

FIGURE 1	VICINITY MAP
FIGURE 2	SITE LAYOUT
FIGURE 3	SVE-5 CONCENTRATION, MASS REMOVAL RATE, AND FLOW RATE VERSUS TIME
FIGURE 4	MW-1 CONCENTRATION, MASS REMOVAL RATE, AND FLOW RATE VERSUS TIME
FIGURE 5	MW-2 CONCENTRATION, MASS REMOVAL RATE, AND FLOW RATE VERSUS TIME
FIGURE 6	MW-4 CONCENTRATION, MASS REMOVAL RATE, AND FLOW RATE VERSUS TIME
FIGURE 7	EW-1 CONCENTRATION, MASS REMOVAL RATE, AND FLOW RATE VERSUS TIME
FIGURE 8	EW-2 CONCENTRATION, MASS REMOVAL RATE, AND FLOW RATE VERSUS TIME
FIGURE 9	SVE-1 CONCENTRATION, MASS REMOVAL RATE, AND FLOW RATE VERSUS TIME
FIGURE 10	SVE-2 CONCENTRATION, MASS REMOVAL RATE, AND FLOW RATE VERSUS TIME
FIGURE 11	SVE-3 CONCENTRATION, MASS REMOVAL RATE, AND FLOW RATE VERSUS TIME
FIGURE 12	SVE-4 CONCENTRATION, MASS REMOVAL RATE, AND FLOW RATE VERSUS TIME

LIST OF TABLES  
(Following Text)

TABLE 1	GROUNDWATER EXTRACTION DATA
---------	-----------------------------

TABLE 2	AIR SPARGE SYSTEM OPERATIONAL DATA
TABLE 3	OBSERVATION WELL DATA
TABLE 4	VAPOR ANALYTICAL DATA
TABLE 5	WELL CONSTRUCTION DETAILS
TABLE 6	INDIVIDUAL WELLS - SVE-5 MASS REMOVAL CALCULATIONS
TABLE 7	INDIVIDUAL WELLS - MW-1 MASS REMOVAL CALCULATIONS
TABLE 8	INDIVIDUAL WELLS - MW-2 MASS REMOVAL CALCULATIONS
TABLE 9	INDIVIDUAL WELLS - MW-4 MASS REMOVAL CALCULATIONS
TABLE 10	INDIVIDUAL WELLS - EW-1 MASS REMOVAL CALCULATIONS
TABLE 11	INDIVIDUAL WELLS - EW-2 MASS REMOVAL CALCULATIONS
TABLE 12	INDIVIDUAL WELLS - SVE-1 MASS REMOVAL CALCULATIONS
TABLE 13	INDIVIDUAL WELLS - SVE-2 MASS REMOVAL CALCULATIONS
TABLE 14	INDIVIDUAL WELLS - SVE-3 MASS REMOVAL CALCULATIONS
TABLE 15	INDIVIDUAL WELLS - SVE-4 MASS REMOVAL CALCULATIONS

LIST OF APPENDICES  
(Following Text)

APPENDIX A	SITE HISTORY
APPENDIX B	TESTAMERICA LABORATORIES, INC. - ANALYTICAL REPORTS

## EXECUTIVE SUMMARY

- CRA conducted a petroleum hydrocarbon MRE from March 26 to April 25, 2013.
- Approximately 1,550 gallons of groundwater were extracted during the MRE. Flow rates ranged from 0.0 to 1.0 gpm and averaged 0.2 gpm.
- Approximately 5,363 pounds of air were injected through wells AS-1 and AS-10 into the shallow saturated soil formation at up to 40 psi.
- Approximately 129 pounds of TPHg mass were removed during the MRE. Based on field measurements, the total VOC mass removed was approximately 144 pounds.
- VOC and TPHg concentrations and associated mass removal rates were at or below 10 ppd and reached asymptotic levels in all wells, with the exception of well MW-1.
- The vapor recovery flow rate from well MW-1, with a relatively high applied vacuum (averaging 117 inWC) was very low, averaging 5 scfm. Corresponding VOC mass removal rates of less than 1.6 ppd were experienced. Due to the low vapor recovery flow rate, further DPE from this well is impractical and unwarranted.
- Total benzene and MTBE mass removed and associated recovery rates from all extraction wells were minimal and do not warrant further DPE or AS/SVE.
- To evaluate potential health-based vapor intrusion risks associated with AS, a soil vapor sample was collected from SV-2 (being located closest to the residences east of the site). No COCs were detected in the soil vapor sample, demonstrating that vapor intrusion risks from AS are minimal.
- CRA concludes that the MRE removed petroleum-based mass to the extent practicable and further active remediation at the site is unwarranted at this time.
- Following the MRE, CRA recommends natural attenuation as the most prudent, cost-effective, and environmentally sustainable remedial technology to address the residual COC concentrations present in the shallow soils and groundwater underlying the site. CRA recommends continued quarterly monitoring for one year to monitor post-MRE groundwater conditions.

## 1.0 INTRODUCTION

Conestoga-Rovers & Associates (CRA), on behalf of Equilon Enterprises LLC dba Shell Oil Products US (Shell), prepared this report to summarize the results of the petroleum hydrocarbon mass removal event (MRE) performed from March 26 to April 25, 2013. The work performed included air sparging (AS) in combination with soil vapor extraction (SVE) and dual-phase extraction (DPE).

CRA conducted the MRE following the scope of work and procedures presented in CRA's March 7, 2013 *Petroleum Hydrocarbon Mass Removal Event Work Plan* (work plan) which were conditionally approved in a telephone conversation with Alameda County Environmental Health.

## 2.0 SITE BACKGROUND

This Shell-branded service station is located on the southeasterly corner of First Street and Vineyard Avenue, in a mixed residential and commercial area of Pleasanton, California (Figure 1). The site layout includes three current fuel underground storage tanks (USTs), a former fuel UST complex, two fuel dispenser islands, a former waste oil UST, and a station building (Figure 2).

A summary of previous environmental assessment and remediation work performed at the site and additional background information is presented in Appendix A.

### 2.1 GEOLOGY AND HYDROGEOLOGY

According to the *Evaluation of Ground Water Resources: Livermore and Sunol Valleys* (California Department of Water Resources [DWR] Bulletin No. 118-2, June 1974), the site is located in the Bernal sub-basin of the Livermore Valley groundwater basin. Streams draining Livermore Valley merge in the Bernal sub-basin and then leave the valley as Arroyo de la Laguna.

Sediments below the site are inter-layered clays, silts, and sands with occasional gravel lenses to the total explored depth of approximately 108 feet below grade (fbg). DWR Bulletin No. 118-2 indicates that surface soils extend to 110 fbg in the area of the site and that water-bearing materials below these shallow sediments are comprised of the valley-fill materials. These materials are present as a sequence of sandy gravel and

sandy clayey gravel aquifers up to 100 feet in thickness. The aquifers are separated by silt and clay confining beds up to 30 feet in thickness.

### **2.1.1 GROUNDWATER DEPTH AND FLOW DIRECTION**

The depth to first-encountered groundwater typically ranges between 31 to 34 fbg. The shallow groundwater flow direction is predominantly northerly.

### **2.1.2 GROUNDWATER USE**

The California State Water Resources Control Board's (SWRCB's) Geotracker website file for the environmental case at this site states that the groundwater at this site is considered a "drinking water supply"; however, the site and neighboring properties receive potable water from the City of Pleasanton's (City's) potable water supply and distribution system.

## **2.2 EXTENT OF PETROLEUM-HYDROCARBON IMPACT**

### **2.2.1 DELINEATION OF IMPACTED SOIL**

Concentrations of total petroleum hydrocarbons as gasoline (TPHg), and benzene, toluene, ethylbenzene, and total xylenes (BTEX) in the vadose zone soils exceeding the applicable San Francisco Bay Regional Water Quality Control Board's environmental screening levels (ESLs)<sup>1</sup> for soil, where groundwater is a potential source of drinking water with commercial land use, have been found beneath the former dispensers, product piping, and the former UST tank pit in proximity to well MW-4. Vadose zone soil samples from other on- and off-site borings have not contained TPHg or BTEX concentrations exceeding ESLs. Fuel oxygenates have not been detected at concentrations exceeding ESLs in soil samples. The soil impacts observed at or below the soil/water interface are likely representative of groundwater impact. Thus, impacted vadose zone soil is adequately delineated horizontally to below ESLs and appears to be confined to the area of the former UST complex.

---

<sup>1</sup> *Screening for Environmental Concerns at Sites With Contaminated Soil and Groundwater, California Regional Water Quality Control Board, Interim Final - November 2007 [Revised May 2008] - Updated May 2013.*



### **2.2.2 DELINEATION OF IMPACTED GROUNDWATER**

Currently, there are four shallow monitoring wells (MW-1 through MW-4, with screened intervals from 20 to 35, 26 to 46, 37 to 47, and 37.5 to 57.5 fbg, respectively) and one deeper groundwater monitoring well (MW-1B, screened from 100 to 108 fbg) located on site. The dissolved-phase hydrocarbon plume in groundwater is adequately delineated down gradient to the north and northwest by monitoring wells at the 76 Station at 4191 First Street, Pleasanton.

### **3.0 MRE**

AS, SVE, and DPE are common remediation technologies used to address gasoline fuel impacts at petroleum-hydrocarbon impacted sites, and are most effective in moderate to high permeability soils. AS introduces air into the saturated soil matrix by applying pressurized air to an injection well to introduce air flow into the formation and strip and volatilize constituents of concern (COCs) from the saturated and capillary fringe areas of the shallow soil horizon and groundwater. AS also promotes the aerobic biodegradation of hydrocarbons in the groundwater and soil horizon by increasing oxygen concentrations in the subsurface. SVE applies a vacuum to wells to extract COC-bearing vapors from the vadose zone and capillary fringe area. SVE also captures the COC-bearing vapors stripped by AS. Extracted vapors are typically treated by catalytic or thermal oxidizers, internal combustion engines, or activated carbon. DPE is SVE, with the addition of groundwater extraction (GWE). GWE lowers the groundwater level in the vicinity of the extraction well, allowing for vapor extraction through the dewatered soils.

This MRE removed petroleum hydrocarbon mass in the vadose, capillary fringe, and upper saturated soils to the extent practicable in the northerly portion of the site.

### **3.1 TEST EQUIPMENT**

A Mako Industries, Ltd AS trailer with a rotary screw air compressor (capable of providing 28 cubic feet per minute (cfm) and 125 pounds per square inch (psi) was employed for AS. CRA attached an air hose to the two AS injection wells (AS-1 and AS-10), and mounted rotometers on the AS manifold were used to measure air flow.

A Solleco model 500 trailer-mounted SVE unit with a 30-horsepower positive displacement blower was used for SVE. Due to air discharge permit requirements, this

unit was replaced partway through the mass removal event with a Solleco model 300 trailer-mounted SVE unit with a 25-horsepower liquid ring pump (with a multi-facility treated vapor discharge permit). Each SVE unit utilized a thermal oxidizer for vapor treatment. Propane was used as the auxiliary fuel for the thermal oxidizer.

A 125 kilo-volts amperes (KVA) trailer-mounted portable diesel generator was used to power the AS and SVE equipment. CRA conducted GWE using pneumatic pumps. Compressed air for the operation of the pneumatic pumps was supplied by an air compressor (also powered by the diesel generator).

Field volatile organic compound (VOC) vapor concentrations were measured with a Horiba Model MEXA554J organic vapor analyzer (OVA) calibrated to a hexane standard (for high VOC concentration level measurements) and a MiniRAE photoionization detector (PID) calibrated to an isobutylene standard (for low level VOC concentration level measurements). Extracted vapor samples were collected in 1-liter Tedlar® bags by using a Gast rotary-vane sample pump. The vacuum at the manifold, the vacuum applied to the extraction wellheads, and induced pressure or vacuum in observation wells were measured with a Dwyer digital manometer. A TSI thermo-anemometer was used to measure vapor extraction flow rates and temperature. A magnehelic gauge was used to determine both the pressure and the vapor flow rates at the positive pressure side of the blower. A Solinst water-level meter was used to measure depth to water (DTW) in all test and observation wells. Extracted groundwater volumes were measured with a flow totalizing meter.

### **3.2 TEST PROCEDURE**

On March 25, 2013, CRA set up the equipment for the event. The mass removal event started on March 26, 2013 and was completed on April 25, 2013.

The approved work plan stated that the system would operate 10.5 hours per day on weekdays only. The City's noise ordinance requirements prevented the use of AS and SVE equipment from the hours of 7:00 p.m. to 8:00 a.m. Thus the AS and SVE/DPE could not exceed an 11-hour continuous period; nor was it allowed to operate overnight.

Prior to starting the MRE each day, CRA collected static DTW measurements. The dewatering pumps in the wells that were to undergo DPE were then turned on. Once the wells were dewatered and the SVE system's thermal oxidizer was at operating temperature, the SVE from each well planned for that day's extraction was started.

After a minimum of one-half hour of SVE from the wells, the AS system was turned on. AS was alternated between wells AS-1 and AS-10 at approximately 30 minute intervals.

### **3.3 DATA COLLECTION AND SAMPLING**

CRA collected influent vapor samples from the extraction wells near the beginning and end of each day of operation. As previously stated, field instruments were used to record water level data, extracted vapor concentrations, groundwater and air flow rates, and induced vacuum from observation wells. Table 1 summarizes the groundwater extraction data. Tables 2 and 3 summarize the AS and observation well data collected.

No groundwater samples were collected or analyzed as part of this MRE. Collected vapor samples were analyzed for TPHg, BTEX, and methyl tertiary-butyl ether (MTBE) concentrations by EPA Method 8260B. Each sample was labeled, shipped, and transported under chain-of-custody to TestAmerica Laboratories, Inc., of Irvine, California for analysis. Table 4 presents the results of vapor analysis results. Appendix B includes the laboratory analytical reports. Table 5 presents well construction details.

### **3.4 RESULTS**

The MRE was started on March 26, 2013 and completed on April 25, 2013. Tables 6 through 15 present the SVE operational dates and data for each extraction well and corresponding analytical data with mass removal rate calculations.

#### **3.4.1 GWE**

CRA collected totalizer readings periodically during GWE. Individual well totalizers were not used. Only the total GWE volume and flow rates were recorded. Approximately 1,550 gallons of groundwater were extracted during the MRE. Flow rates ranged from 0.0 to 1.0 gallons per minute (gpm) with an average GWE of 0.2 gpm.

Static DTW measurements were collected periodically, as were several DTW measurements during pumping from observation wells.

### **3.4.2 AS PRESSURE AND FLOW**

CRA set the air injection pressure at 40 psi for wells AS-1 and AS-10 and alternated sparging between the wells every 30 minutes. The average flow rate for AS-1 was approximately 8.05 scfm and the average flow rate for AS-10 was approximately 10.42 scfm. Approximately 2,560 pounds of air were injected in AS-1, and 2,803 pounds of air were injected into AS-10.

### **3.4.3 INDUCED VACUUM IN OBSERVATION WELLS**

CRA observed induced vacuum at monitoring wells in proximity to wells under SVE/DPE. This data is summarized in Table 3. A theoretical radius of influence (ROI) for individual SVE wells was not calculated because multiple SVE wells were often utilized at the same time. ROI data and calculations for the site were included in CRA's October 30, 2012, *Air Sparge and Soil Vapor Extraction and Dual-Phase Extraction Pilot Test Report*.

### **3.4.4 VAPOR PROBE SV-2**

To evaluate potential vapor intrusion risks associated with AS, a vapor sample was collected from probe SV-2 during AS on April 3, 2013. No COCs were detected the soil vapor sample collected from probe SV-2. Laboratory results are provided in Appendix B.

### **3.4.5 SVE/DPE**

#### **3.4.5.1 WELL SVE-5**

CRA applied DPE to well SVE-5 for approximately 69 hours over a 7-day period. The average vacuum applied was 111 inches of water column (inWC), and the average vapor flow rate was 145 standard cubic feet per minute (scfm). Based on field measurements, approximately 64 pounds of VOCs were removed. Based on laboratory analytical results, approximately 45 pounds of TPHg and 0.08 pounds of benzene were removed. No MTBE was detected in vapor samples from this well.

Field-measured VOC concentrations initially rose from 614 parts per million by volume (ppmv) to 1,990 ppmv after approximately 1 hour of DPE (and approximately

½ hour of AS), and then steadily declined (with some minor fluctuations) to an asymptotic concentration of approximately 250 ppmv after approximately 50 hours of DPE, remaining fairly asymptotic until approximately 69 hours of DPE. Corresponding VOC mass removal rates (utilizing field measurements) initially started out at approximately 33 pound per day (ppd), rose to approximately 106 ppd within an hour of initial DPE (and after approximately ½ hour of AS), and then declined to approximately 11 ppd after approximately 50 hours of DPE, remaining relatively asymptotic to a mass removal rate of approximately 9 ppd at the end of the DPE. No “rebounding” of vapor concentrations was noted overnight. .

For well SVE-5, Table 4 summarizes the vapor sample laboratory analytical data, Table 6 summarizes the SVE operational data, and Figure 3 illustrates the field-measured VOC and well flow trends.

#### **3.4.5.2 WELL MW-1**

CRA applied DPE to well MW-1 for approximately 26.5 hours over a 3-day period. The average vacuum applied was 117 inWC and the average vapor flow rate was 5 scfm. Dewatering of the well was verified throughout each day of DPE. Based on field measurements, approximately 1 pound of VOCs was removed. Based on laboratory analytical results, approximately 5 pounds of TPHg and 0.03 pounds of benzene were removed. No MTBE was detected in vapor samples from this well.

Field-measured extracted vapor concentrations initially rose from approximately 300 ppmv to approximately 740 ppmv during the first day of DPE (approximately 7.5 hours). During the second day of DPE, the concentrations started out at 160 ppmv, rose to a high of approximately 844 ppmv after 2.5 hours, and then steadily declined to a concentration of 456 ppmv after approximately 10.5 hours. On the third day, the initial concentration was approximately 94 ppmv, rising to a peak of 818 ppmv after 3.5 hours, and then slightly declining to approximately 719 ppmv after 9.5 hours. Because of the low vapor flow extraction rate (averaging 5 scfm), VOC mass removal rates never exceeded 1.5 ppd. Benzene mass removal rates ranged from approximately 0.004 to 0.06 ppd, with an ending rate of 0.05 ppd. .

For well MW-1, Table 4 summarizes the vapor sample laboratory analytical data, Table 7 summarizes the SVE operational data, and Figure 4 illustrates the field-measured VOC and well flow trends.

### 3.4.5.3 WELL MW-2

CRA applied DPE to well MW-2 for approximately 9.5 hours, mainly over a 1-day period. The average vacuum applied was 137 inWC, and the average vapor flow rate was approximately 47 scfm. Problems experienced with the GWE pump during the second day of DPE to well MW-2 limited the amount of well screen available, and extraction rates declined significantly to an average of 5 scfm. Because the well yielded low mass removal rates on the first day of DPE, further DPE from well MW-2 was determined to be unwarranted.

Field-measured extracted vapor concentrations remained relatively constant ranging from 57 to 142 ppmv, with corresponding VOC mass removal rates ranging between 1 to 3 ppd. Based on field measurements, approximately 0.8 pounds of VOCs were removed. No TPHg, benzene, or MTBE was detected in vapor samples from this well.

For well MW-2, Table 4 summarizes the vapor sample laboratory analytical data, Table 8 summarizes the SVE operational data, and Figure 5 illustrates the field-measured VOC and well flow trends.

### 3.4.5.4 WELL MW-4

CRA applied DPE to well MW-4 for approximately 40.9 hours over a 4-day period. The average vacuum applied was 165 inWC, and the average vapor flow rate was approximately 16 scfm, fluctuating from 7 to 61 scfm, and generally declining over the course of DPE. Based on field measurements, approximately 6.7 pounds of VOCs were removed. Based on laboratory analytical data, approximately 4.6 pounds of TPHg, 0.004 pounds of benzene, and 0.02 pounds of MTBE were removed. On the first day of DPE, field-measured extracted vapor concentrations were initially 4,000 ppmv, dropped to a low of 800 ppmv after approximately 2.8 hours of operation, and then fluctuated between 885 to 1,500 ppmv for the rest of the day, with the vapor concentration fluctuation attributed to AS operation. This general trend continued over the next 3 days of DPE, with a slight "rebound" noted in initial concentrations (when compared to the previous DPE ending concentrations), with an overall declining trend in concentrations. At the end of DPE, VOC concentrations were 350 ppmv. Corresponding VOC mass removal rates (utilizing field measurements) started out at approximately 51 ppd and generally declined through the days of DPE, ending at a rate of 1.4 ppd. Benzene mass removal rates ranged from approximately 0.001 to 0.01 ppd. MTBE mass removal rates were estimated ranging from at 0.002 to 0.08 ppd, with an ending removal rate of 0.01 ppd on the last day of DPE.

For well MW-4, Table 4 summarizes the vapor sample laboratory analytical data, Table 9 summarizes the SVE operational data, and Figure 6 illustrates the field-measured VOC and well flow trends over the course of the event.

#### **3.4.5.5 WELL EW-1**

CRA applied SVE to well EW-1 for approximately 5.0 hours. The average vacuum applied was 124 inWC, and the average vapor flow rate was approximately 73 scfm. Based on field measurements, approximately 0.8 pounds of VOCs were removed. Based on laboratory analytical data, approximately 0.2 pounds of TPHg were removed. No benzene or MTBE was detected in vapor samples from this well.

Field-measured extracted vapor concentrations remained relatively constant ranging from 140 to 175 ppmv, with corresponding VOC mass removal rates ranging between 3.2 to 4.1 ppd.

For well EW-1, Table 4 summarizes the vapor sample laboratory analytical data, Table 10 summarizes the SVE operational data, and Figure 7 illustrates the field-measured VOC and well flow trends.

#### **3.4.5.6 WELL EW-2**

CRA applied DPE to well EW-2 for approximately 30.8 hours over a 4-day period. For the first three days of DPE, the average vacuum applied was 160 inWC, with a corresponding average vapor flow rate of 35 scfm. On the last day of DPE, the average applied vacuum was 113 inWC, with a corresponding average vapor flow rate of 39 scfm. Based on field measurements, approximately 13.9 pounds of VOCs were removed. Based on laboratory analytical data, approximately 13.5 pounds of TPHg, 0.02 pounds of benzene, and 0.009 pounds of MTBE were removed.

On the first day of DPE, field-measured extracted vapor VOC concentrations initially rose to a concentration of 1,480 ppmv and then declined throughout the day, somewhat fluctuating and being influenced by the AS operation. On the second day of DPE, there was a significant increase in field-measured VOC concentrations to 2,800 ppmv (with corresponding increases in analyzed TPHg and BTEX concentrations). On the third day of DPE, there was a significant drop in field-measured VOC (and corresponding analyzed TPHg and benzene concentrations), with a peak of 1,102 ppmv, declining to

606 ppmv at the end of the day. On the last day of DPE (near the end of the MRE), the extracted concentrations significantly decreased again with a high of 226 ppmv, and ending at 143 ppmv; the decline in analyzed TPHg and BTEX concentrations again correlating with the field-measured decline in VOC concentrations.

Corresponding VOC mass removal rates (utilizing field measurements) started out at approximately 6 ppd, increased to an average of 25 ppd on the second day, declined to an average of 10 ppd on the third day, and then declined to an average of 2 ppd on the last day of DPE. Benzene mass removal rates ranged from approximately 0.005 to 0.03 ppd, with concentrations being below laboratory method reporting limits on the last day of DPE. MTBE mass removal rates ranged from 0.001 to 0.003 ppd, with concentrations near or below the laboratory method reporting limit.

For well EW-2, Table 4 summarizes the vapor sample laboratory analytical data, Table 11 summarizes the SVE operational data, and Figure 8 illustrates the field-measured VOC and well flow trends.

#### **3.4.5.7 WELL SVE-1**

CRA applied SVE to well SVE-1 for approximately 6.0 hours. The average vacuum applied was 80 inWC, and the average vapor flow rate was approximately 66 scfm. Based on filed measurements, approximately 0.6 pounds of VOCs were removed. Based on laboratory analytical data, approximately 0.2 pounds of TPHg were removed. No benzene or MTBE was detected in vapor samples from this well.

Field-measured extracted vapor concentrations remained relatively low and constant ranging from 83 to 145 ppmv, with corresponding VOC mass removal rates ranging between 1.7 to 3.1 ppd.

For well SVE-1, Table 4 summarizes the vapor sample laboratory analytical data, Table 12 summarizes the SVE operational data, and Figure 9 illustrates the field-measured VOC and well flow trends.

#### **3.4.5.8 WELL SVE-2**

CRA applied SVE to well SVE-2 for approximately 85.6 hours over an 11-day period. For the first day of DPE, the average vacuum applied was 131 inWC with a corresponding vapor flow rate that increased from 64 to 70 scfm throughout the day.



On the last day of DPE, the average applied vacuum was 77 inWC, with a corresponding average vapor flow rate of 73 scfm. Based on field measurements, approximately 46.1 pounds of VOCs were removed. Based on laboratory analytical results, approximately 52.6 pounds of TPHg and 0.09 pounds of benzene were removed. No MTBE was detected in vapor samples from this well.

On the first day of SVE, field-measured extracted vapor VOC concentrations started low (132 ppmv) and then increased to 684 ppmv by the end of the first day, inferred to have been influenced by AS operation. VOC mass recovery rates started at 2.7 ppd and increased to 15.0 ppd. Benzene recovery rates remained relatively low at 0.02 ppd. On the second day of SVE, the initial field-measured VOC concentration was 1,000 ppmv, lowering to 526 ppmv during the middle of the day, and then increasing to 706 ppmv at the end of the day, with corresponding VOC fluctuating mass removal rates from 22.0 to 12.1 to 17.7 ppd.

This fluctuating trend continued over the next 9 days of SVE, with field-measured VOC concentrations ranging from 301 to 944 ppmv, and VOC mass removal rates ranging from 4.1 to 26.0 ppd. Overall, there was a declining trend in field-measured VOC concentrations and mass removal rates. On the last day, field-measured VOC concentrations ranged from 320 to 379 ppmv, and VOC mass removal rates ranged from 4.1 to 8.8 ppd, indicating asymptotic conditions. The ending VOC mass removal rate was 8.2 ppd, with TPHg and benzene removal rates of approximately 10.8 and 0.02 ppd, respectively.

For well SVE-2, Table 4 summarizes the vapor sample laboratory analytical data, Table 13 summarizes the SVE operational data, and Figure 10 illustrates the field-measured VOC and well flow trends.

#### **3.4.5.9 WELL SVE-3**

CRA applied SVE to well SVE-3 for approximately 19.1 hours over a 2-day period. The average vacuum applied was 113 inWC, and the average vapor flow rate was approximately 91 scfm. Based on field measurements, approximately 5.0 pounds of VOCs were removed. Based on laboratory analytical data approximately 3.1 pounds of TPHg were removed. No benzene or MTBE was detected in vapor samples from this well.

During the initial day of SVE, field-measured extracted vapor VOC concentrations initially were 81 ppmv, generally rising throughout the day to an ending concentration

of 295 ppmv. Corresponding VOC mass removal rates were initially 2.5 ppd and ended at 8.8 ppd. On the second day of SVE, field-measured VOC concentrations were initially 376 ppmv and generally declined throughout the day to an ending concentration of 160 ppmv; corresponding mass removal rates went from 10.5 to 4.8 ppd.

For well SVE-3, Table 4 summarizes the vapor sample laboratory analytical data, Table 14 summarizes the SVE operational data, and Figure 11 illustrates the field-measured VOC and well flow trends.

#### **3.4.5.10 WELL SVE-4**

CRA applied SVE to well SVE-4 for approximately 22.2 hours over a 3-day period. On the first day, the initial applied vacuum was 177 inWC, and the ending applied vacuum was 156 inWC, with vapor recovery rates initially at 62 scfm and ending at 78 scfm. The same decrease in applied vacuum and increase in recovered vapor flow rates occurred on the second day of SVE from well SVE-4, with an initial applied vacuum of 147 inWC and the ending applied vacuum of 143 inWC, with vapor recovery rates initially at 60 scfm and ending at 82 scfm. Field-measured mass concentrations remained relatively constant during the initial day of SVE ranging from 340 to 400 ppmv, and fluctuating slightly on the second day from 160 to 305, but overall indicating a declining trend in concentrations. VOC mass removal rates (with increasing flow rates and field-measured concentrations) ranged from 3.0 to 8.9 ppd, generally indicating a declining trend. No benzene or MTBE was detected in vapor samples from this well.

DPE was performed on well SVE-4 on a third day, at a lower applied vacuum (ranging from 59 to 84 inWC and being increased throughout the day) with corresponding recovered vapor flows rates ranging from 40 to 57 scfm. A lower vacuum was applied to this well in an effort to minimize potential "preferential path" vapor flow through the former UST complex and to assess if there is extractable hydrocarbon mass in relative close proximity to well SVE-4. Low field-measured VOC concentrations were noted (ranging from 87 to 142 ppmv) with corresponding low VOC mass removal rates (ranging from 1.1 to 2.5 ppd). No TPHg, benzene, or MTBE was detected in two vapor samples collected on the final day of SVE.

For well SVE-4, Table 4 summarizes the vapor sample laboratory analytical data, Table 15 summarizes the SVE operational data, and Figure 12 illustrates the field-measured VOC and well flow trends.

## 4.0 DISCUSSION

### 4.1 AS

- At a maximum pressure of 40 psi, approximately 5,363 pounds of air were injected between AS-1 and AS-10 during the event.
- Based on field-measured VOC concentrations, AS generally increased mass removal rates.
- AS on particular wells with corresponding DPE and SVE to wells in proximity to the AS wells, did not result in fugitive VOC vapor migration which could have potentially resulted in a vapor intrusion to adjoining properties east of the site.

### 4.2 MASS REMOVAL


- Based on laboratory analytical results, the cumulative TPHg mass removed from all the wells was approximately 129 pounds. Based on field measurements, cumulative VOC mass removed was approximately 144 pounds.
- Cumulative benzene and MTBE mass removal from all wells was less than 0.3 and 0.2 pounds, respectively.
- With the exception of well MW-1, VOC concentrations and associated mass removal rates reached asymptotic levels in all wells with mass removal rates below 10 ppd.
- The vapor recovery flow rate from well MW-1, with a relatively high applied vacuum (averaging 117 inWC) was very low, averaging 5 scfm. Corresponding VOC mass removal rates of less than 1.6 ppd were observed. Due to the low vapor recovery flow rate, further DPE from this well is impractical and unwarranted.
- Benzene and MTBE mass recovery rates from all of the extraction wells were minimal. The maximum benzene mass removal rate was approximately 0.1 ppd from SVE-2. The maximum MTBE mass removal rate was approximately 0.05 ppd from SVE-2.

## 5.0 CONCLUSIONS AND RECOMMENDATIONS

In applying active remediation to petroleum-based impacted sites with low-level residual impacts, environmental sustainability must be considered due to the significant resources and energy required to remove small amounts of residual mass, especially when no health-based risks associated with the residual mass have been identified. CRA concludes that the MRE performed was successful in removing as much of the remaining petroleum-based secondary source as practicable and further active remediation at the site is unwarranted at this time.

CRA continues to recommend natural attenuation as the most prudent, cost-effective, and environmentally sustainable remedial technology to address the remaining residual COC concentrations present in the shallow soils and groundwater underlying the site. CRA recommends conducting shallow soil vapor sampling from the eight existing on-site soil vapor probes to verify that the MRE did not mobilize COCs and continued quarterly monitoring for one year to monitor post-MRE groundwater conditions. After one year of groundwater monitoring, CRA will determine if additional active remediation is warranted.

All of Which is Respectfully Submitted,  
CONESTOGA-ROVERS & ASSOCIATES

  
Peter Schaefer, CHG, CEG



Lee Brennan, PE



DATED 12/23/13

FIGURES

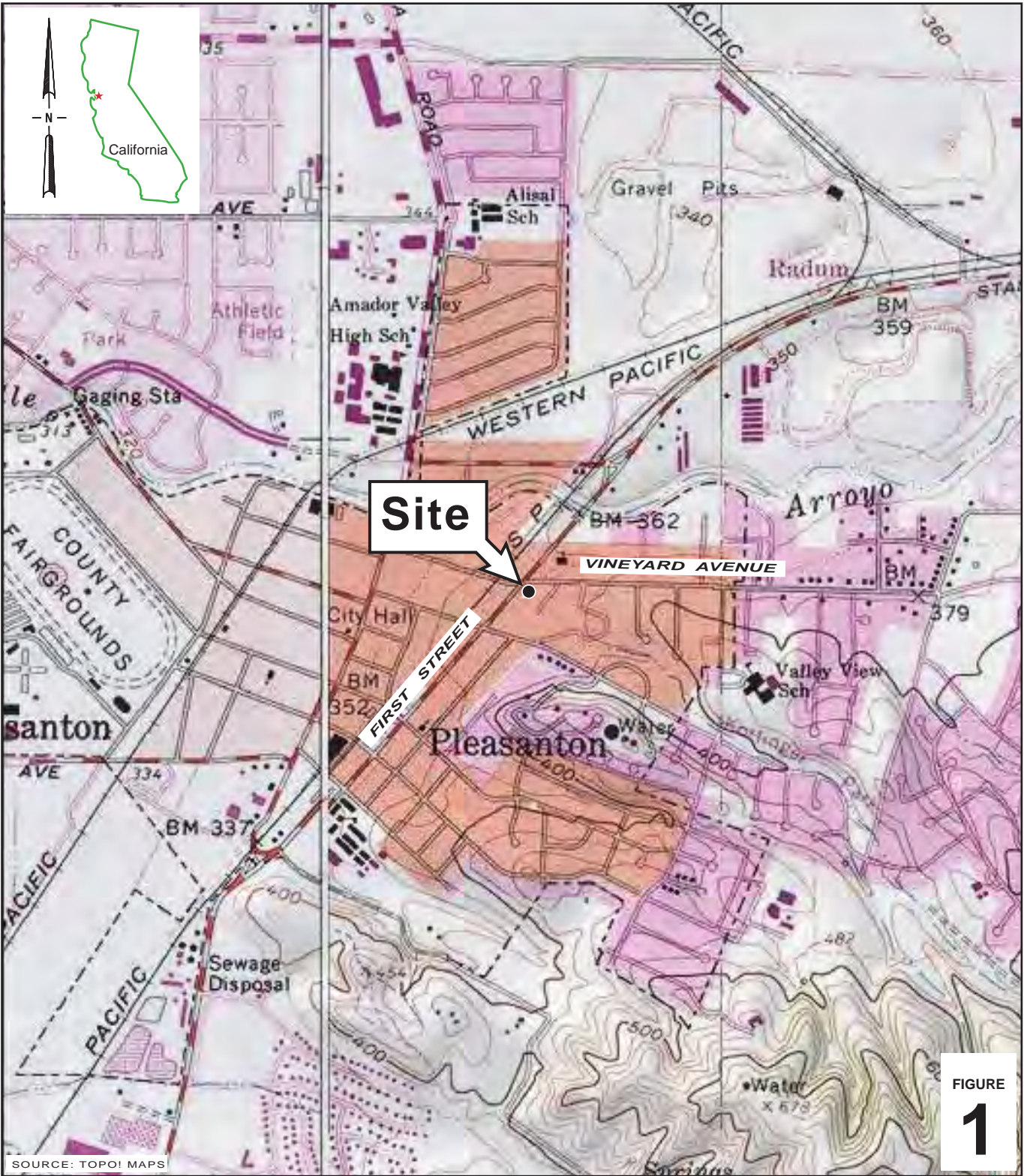


FIGURE  
**1**

I:\Shell\6-charts\2405--\240523-Pleasanton\_4212\_First\240523-FIGURES\240523 VICINITY (F1).AI

**Shell-branded Service Station**  
4212 First Street  
Pleasanton, California



**CONESTOGA-ROVERS  
& ASSOCIATES**

**Vicinity Map**

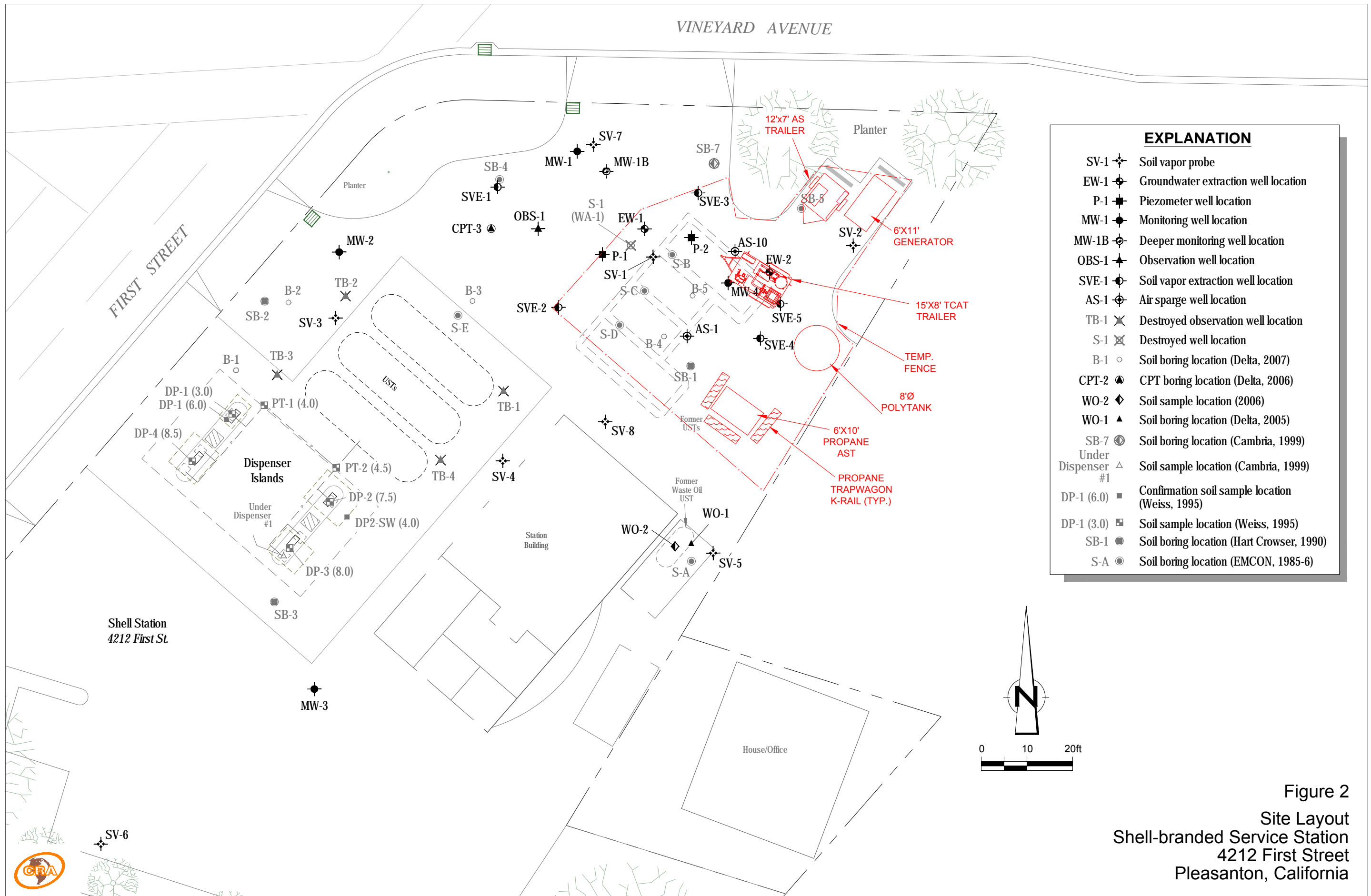
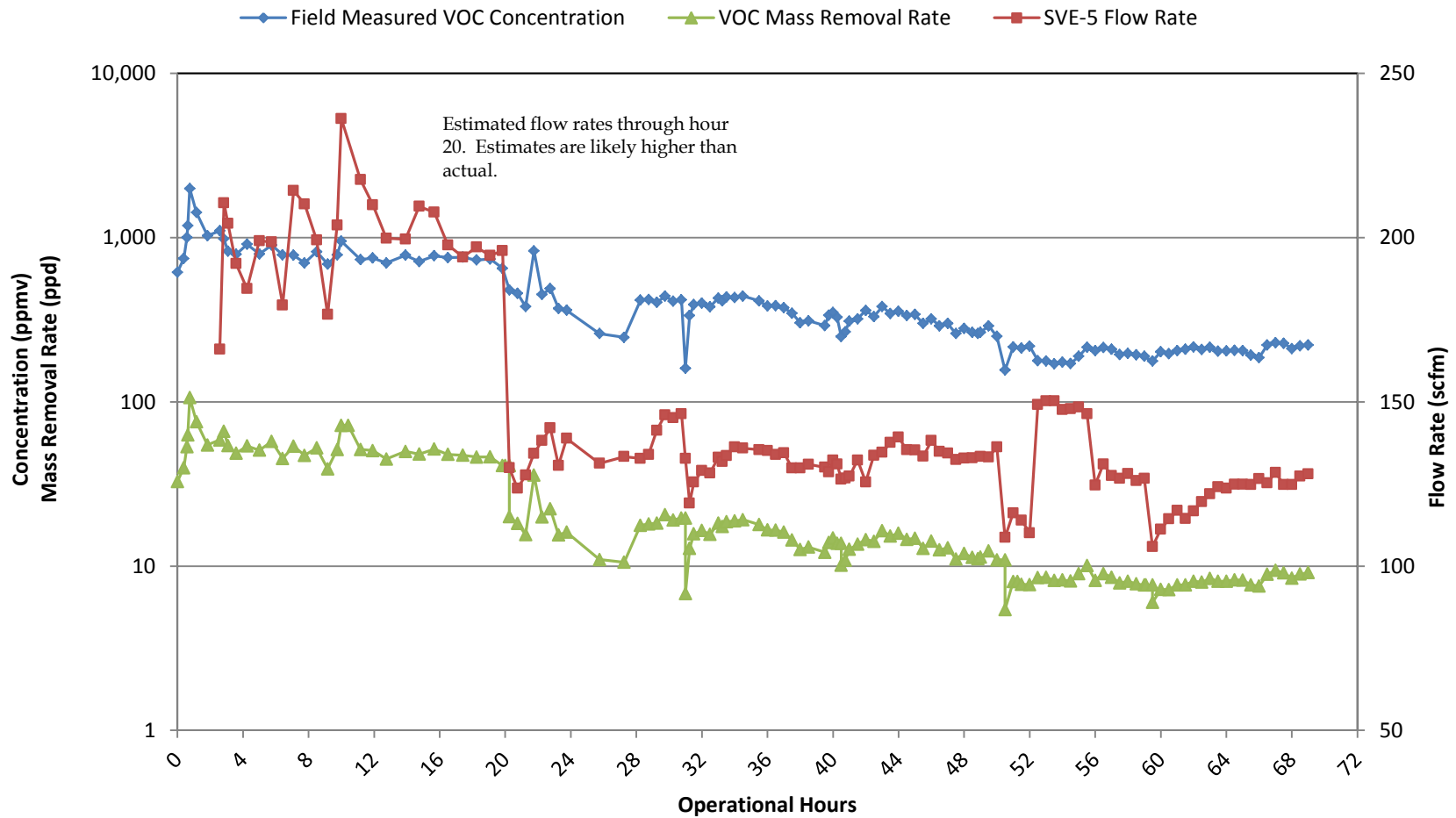


Figure 2  
 Site Layout  
 Shell-branded Service Station  
 4212 First Street  
 Pleasanton, California

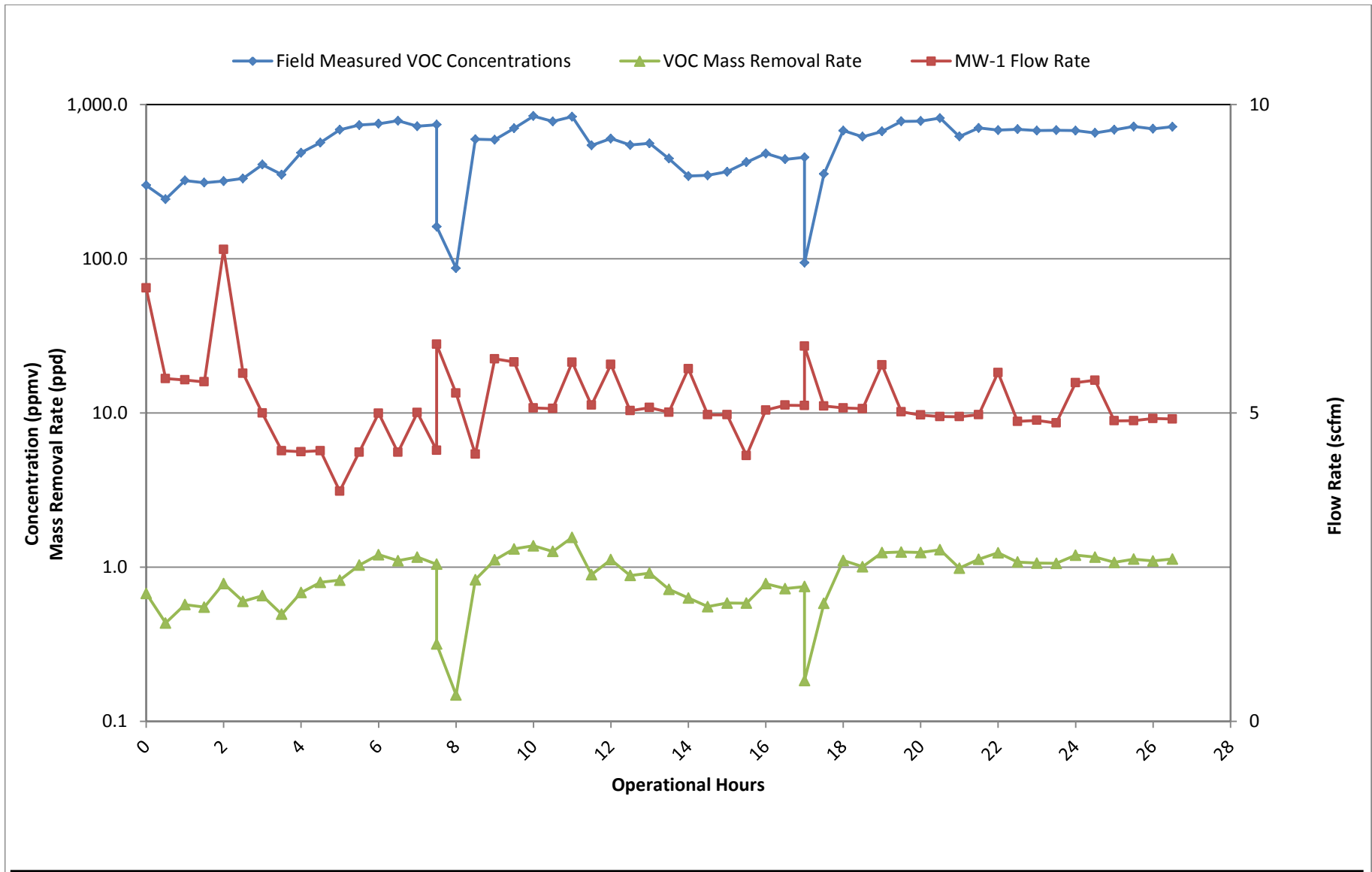




SHELL-BRANDED SERVICE STATION  
 4212 FIRST STREET  
 PLEASANTON, CALIFORNIA



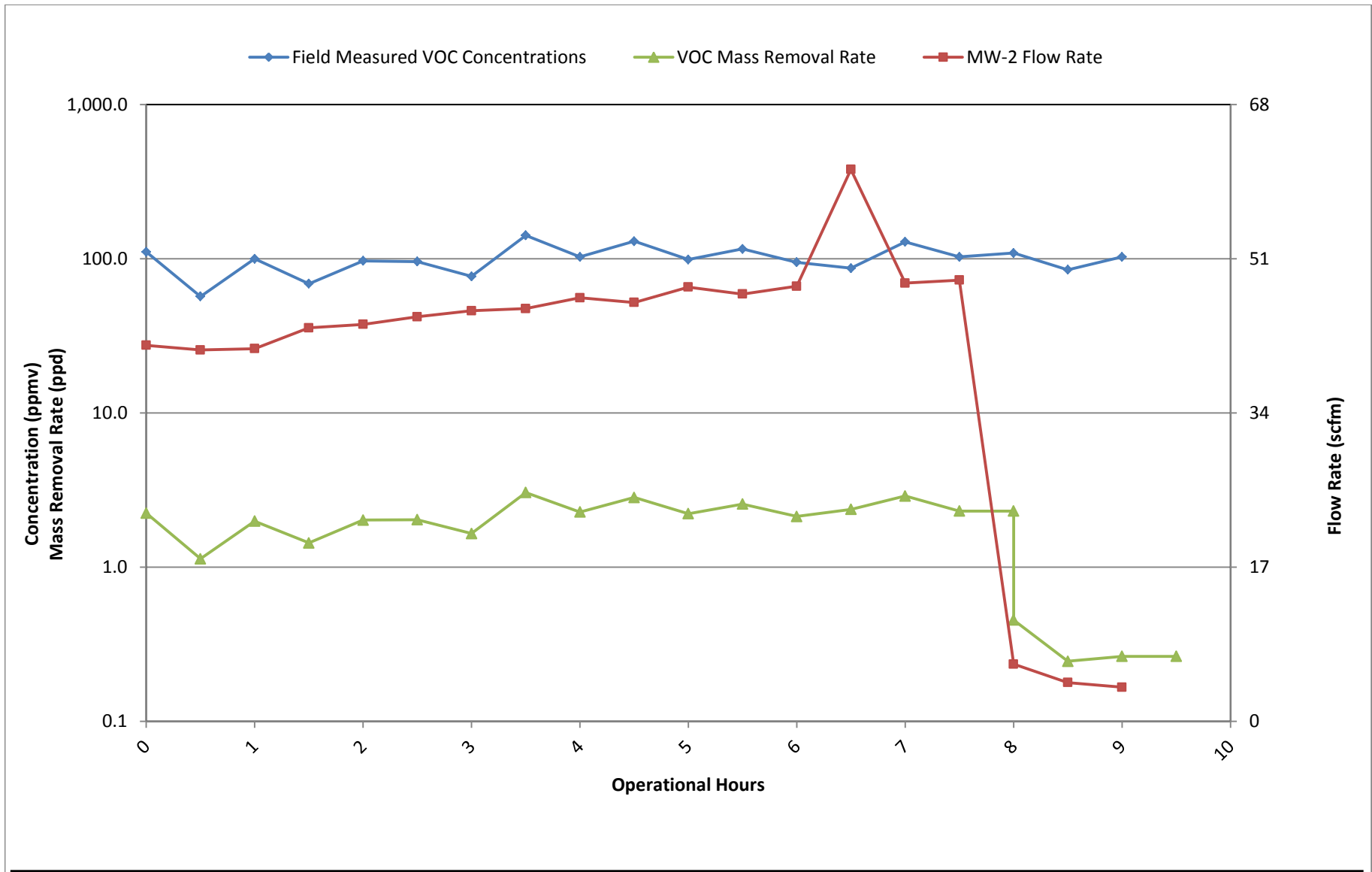
FIGURE 3  
 SVE-5 CONCENTRATION, MASS  
 REMOVAL RATE, AND FLOW RATE  
 VERSUS TIME



SHELL-BRANDED SERVICE STATION  
 4212 FIRST STREET  
 PLEASANTON, CALIFORNIA



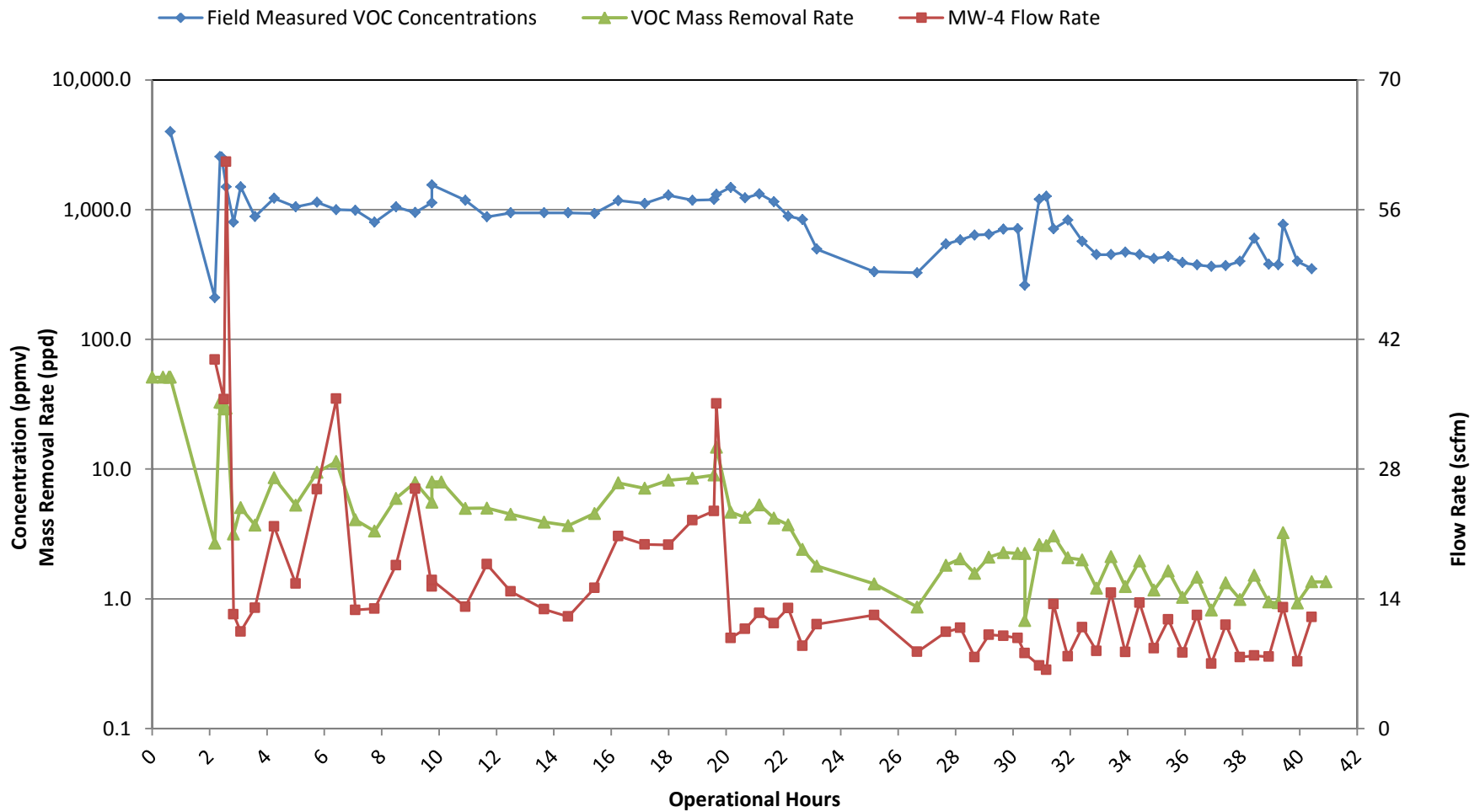
FIGURE 4  
 MW-1 CONCENTRATION, MASS  
 REMOVAL RATE, AND FLOW RATE  
 VERSUS TIME



SHELL-BRANDED SERVICE STATION  
 4212 FIRST STREET  
 PLEASANTON, CALIFORNIA



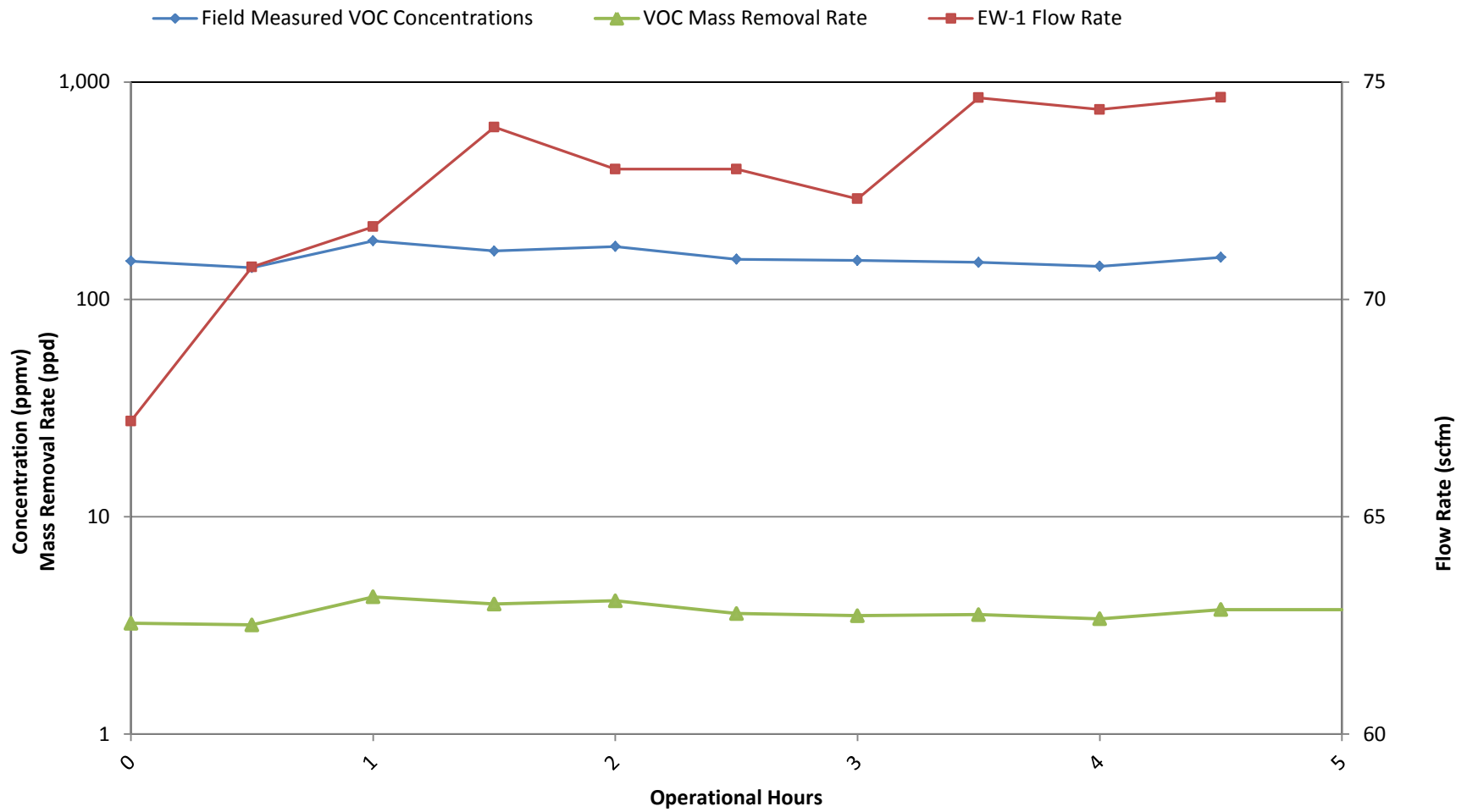
FIGURE 5  
 MW-2 CONCENTRATION, MASS  
 REMOVAL RATE, AND FLOW RATE  
 VERSUS TIME



SHELL-BRANDED SERVICE STATION  
 4212 FIRST STREET  
 PLEASANTON, CALIFORNIA



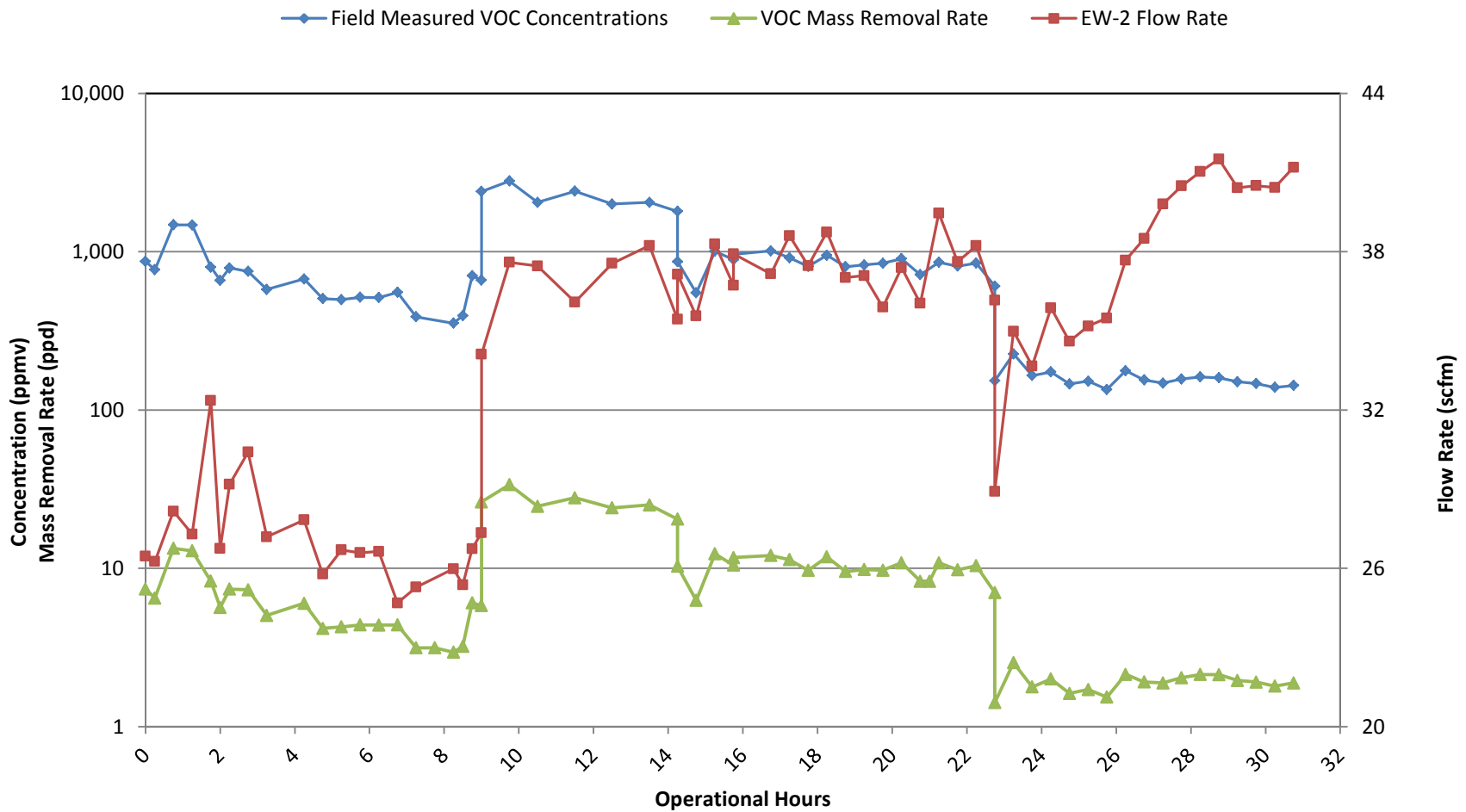
FIGURE 6  
 MW-4 CONCENTRATION, MASS  
 REMOVAL RATE, AND FLOW RATE  
 VERSUS TIME



SHELL-BRANDED SERVICE STATION  
 4212 FIRST STREET  
 PLEASANTON, CALIFORNIA



FIGURE 7  
 EW-1 CONCENTRATION, MASS  
 REMOVAL RATE, AND FLOW RATE  
 VERSUS TIME



SHELL-BRANDED SERVICE STATION  
 4212 FIRST STREET  
 PLEASANTON, CALIFORNIA



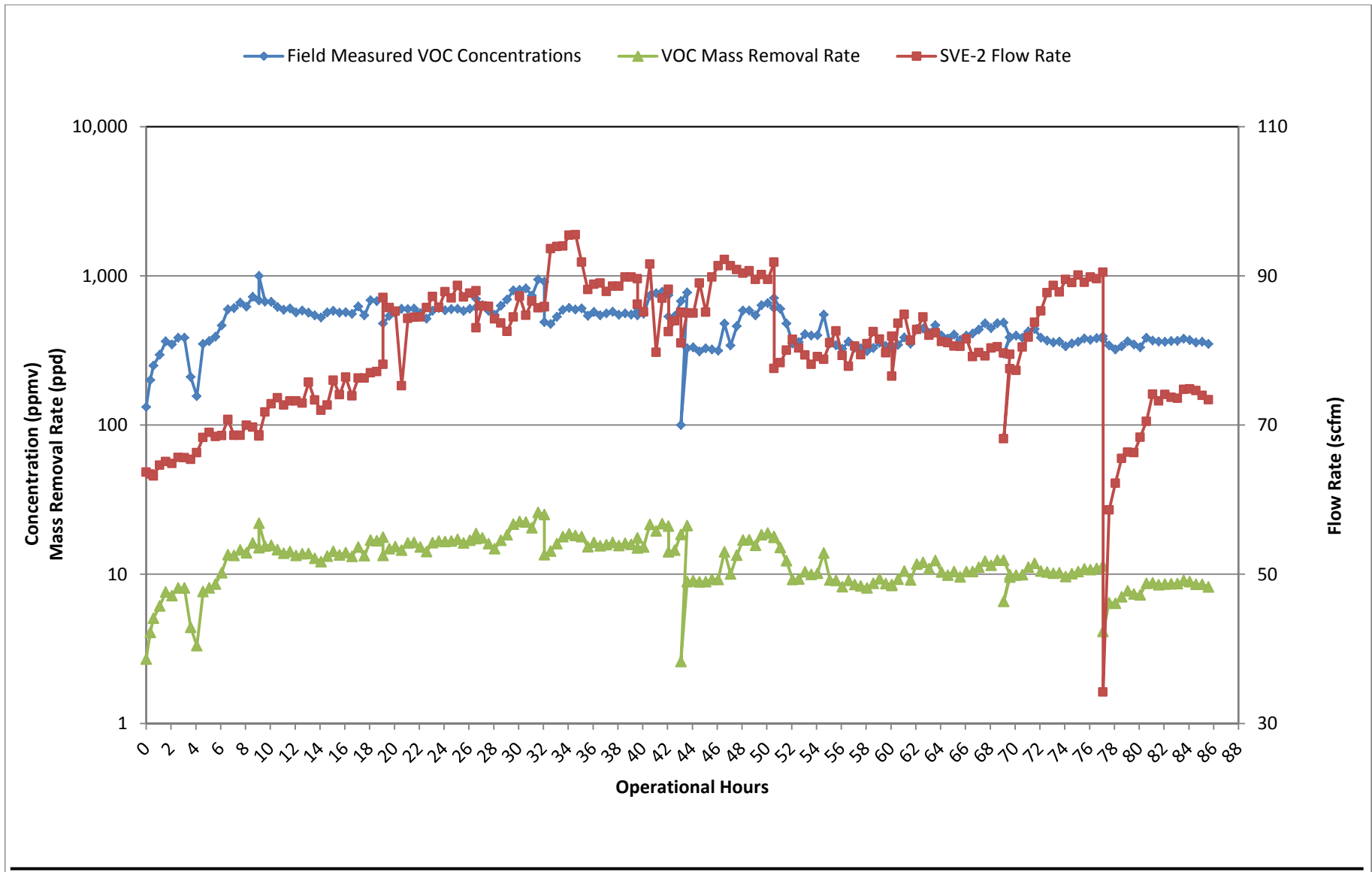
FIGURE 8  
 EW-2 CONCENTRATION, MASS  
 REMOVAL RATE, AND FLOW RATE  
 VERSUS TIME



SHELL-BRANDED SERVICE STATION  
 4212 FIRST STREET  
 PLEASANTON, CALIFORNIA



FIGURE 9  
 SVE-1 CONCENTRATION, MASS  
 REMOVAL RATE, AND FLOW RATE  
 VERSUS TIME

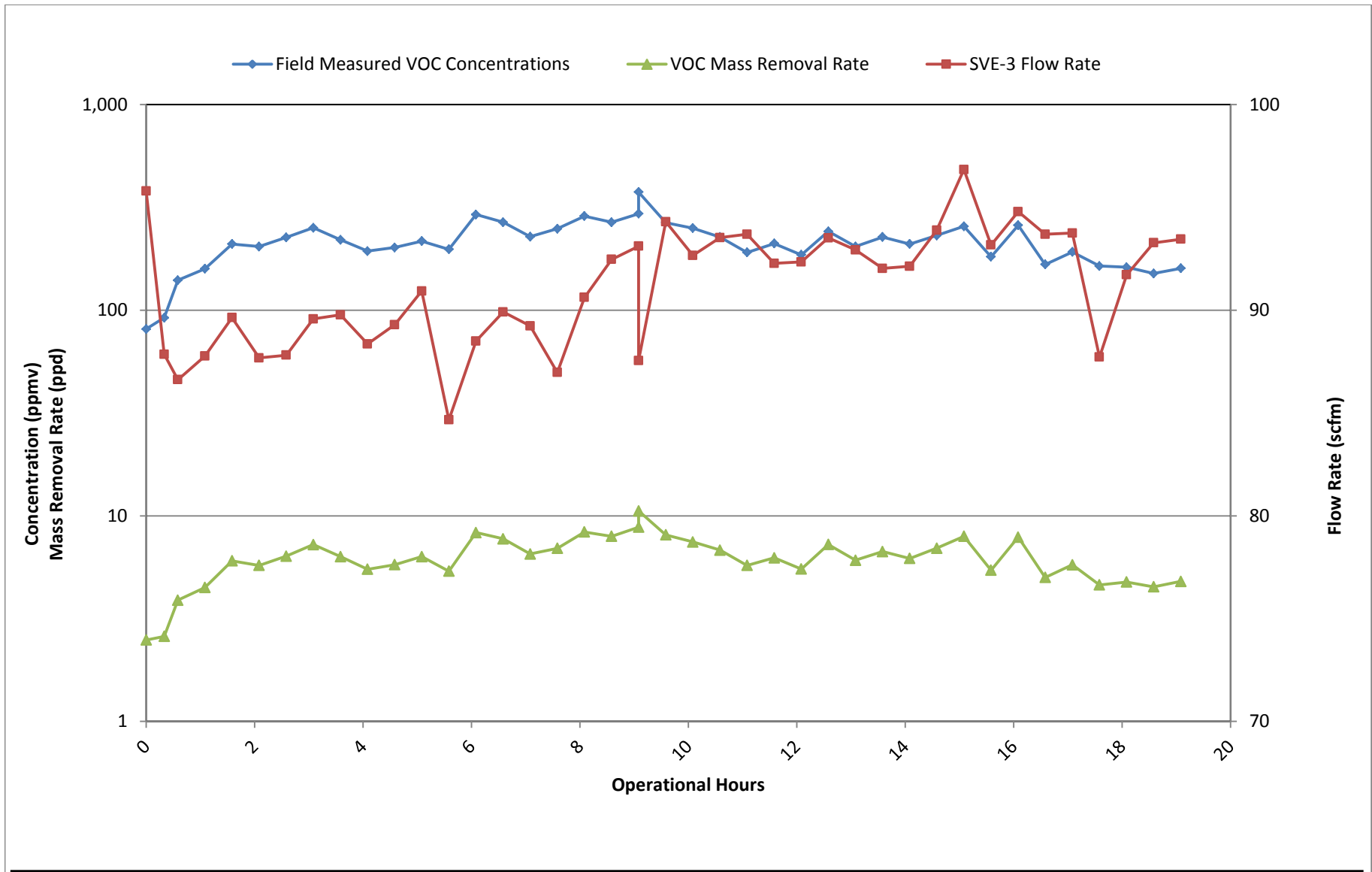


SHELL-BRANDED SERVICE STATION  
 4212 FIRST STREET  
 PLEASANTON, CALIFORNIA



FIGURE 10  
 SVE-2 CONCENTRATION, MASS  
 REMOVAL RATE, AND FLOW RATE  
 VERSUS TIME

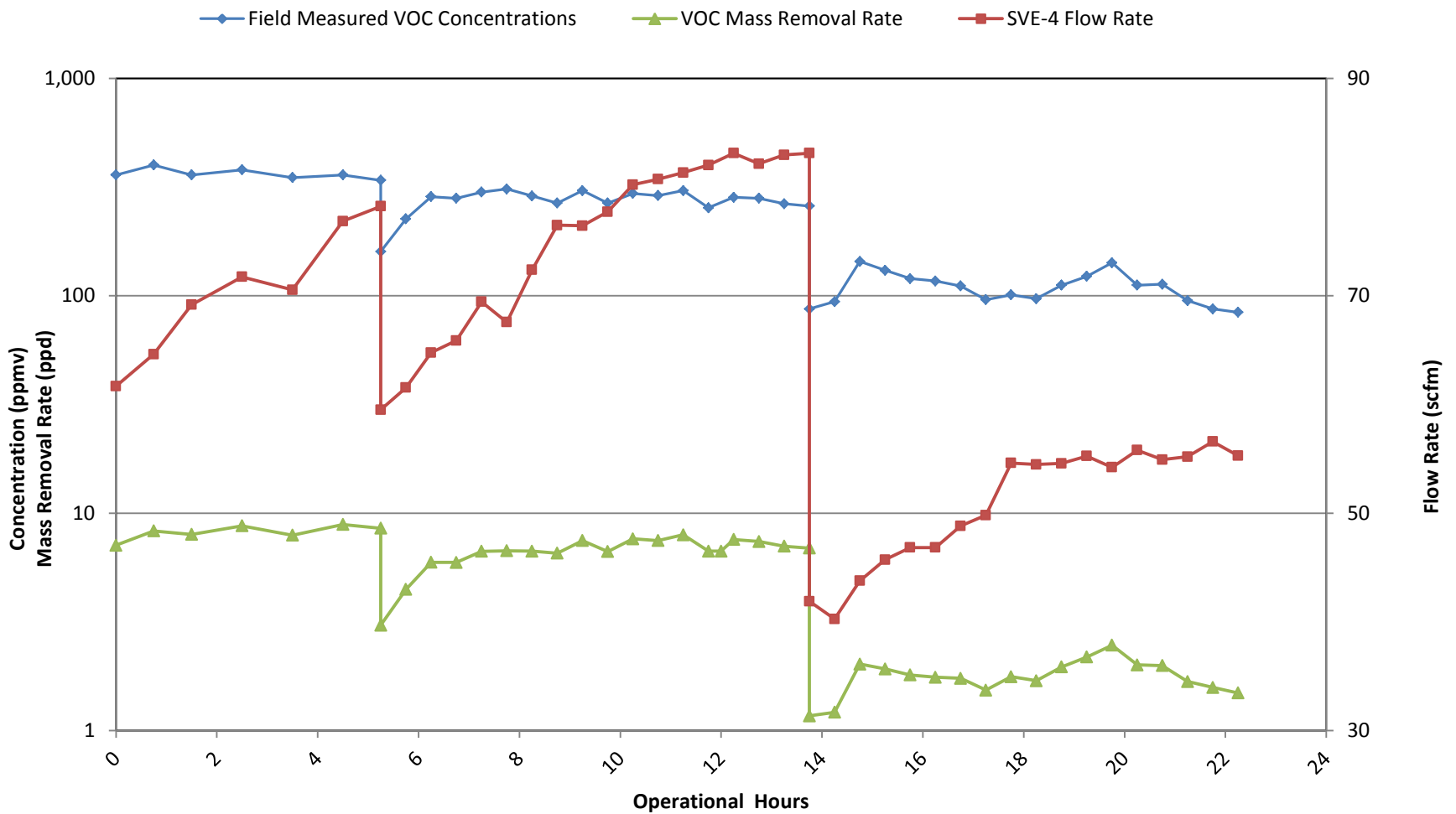




SHELL-BRANDED SERVICE STATION  
 4212 FIRST STREET  
 PLEASANTON, CALIFORNIA



FIGURE 11  
 SVE-3 CONCENTRATION, MASS  
 REMOVAL RATE, AND FLOW RATE  
 VERSUS TIME



SHELL-BRANDED SERVICE STATION  
 4212 FIRST STREET  
 PLEASANTON, CALIFORNIA



FIGURE 12  
 SVE-4 CONCENTRATION, MASS  
 REMOVAL RATE, AND FLOW RATE  
 VERSUS TIME

## TABLES

**GROUNDWATER EXTRACTION DATA  
SHELL-BRANDED SERVICE STATION  
4212 FIRST STREET, PLEASANTON, CALIFORNIA**

<i>Date/Time</i>	<i>Totalizer Reading (gallons)</i>	<i>Cumulative Volume (gallons)</i>	<i>Groundwater Flow rate (gpm)</i>	<i>Operational Wells</i>
3/26/13 8:15	34931	0		SVE-5, MW-4
3/26/13 8:45	34941	10	0.3	SVE-5, MW-4
3/26/13 9:25	34951	20	0.3	SVE-5, MW-4
3/26/13 10:05	34957	26	0.1	SVE-5, MW-4
3/26/13 10:25	34977	46	1.0	SVE-5, MW-4
3/26/13 10:50	35000	69	0.9	SVE-5, MW-4
3/26/13 11:20	35025	94	0.8	SVE-5, MW-4
3/26/13 11:50	35028	97	0.1	SVE-5, MW-4
3/26/13 12:30	35065	134	0.9	SVE-5, MW-4
3/26/13 13:15	35081	150	0.4	SVE-5, MW-4
3/26/13 14:00	35099	168	0.4	SVE-5, MW-4
3/26/13 14:40	35117	186	0.4	SVE-5, MW-4
3/26/13 15:20	35136	205	0.5	SVE-5, MW-4
3/26/13 16:00	35149	218	0.3	SVE-5, MW-4
3/26/13 16:45	35161	230	0.3	SVE-5, MW-4
3/26/13 17:25	35177	246	0.4	SVE-5, MW-4
3/26/13 18:00	35185	254	0.2	SVE-5, MW-4
3/27/13 8:15	35225	294		SVE-5, MW-4
3/27/13 9:10	35263	332	0.7	SVE-5, MW-4
3/27/13 9:55	35284	353	0.5	SVE-5, MW-4
3/27/13 10:45	35306	375	0.4	SVE-5, MW-4
3/27/13 11:55	35350	419	0.6	SVE-5, MW-4
3/27/13 12:45	35348	417	0.0	SVE-5, MW-4
3/27/13 13:40	35364	433	0.3	SVE-5, MW-4
3/27/13 14:30	35380	449	0.3	SVE-5, MW-4
3/27/13 15:25	35395	464	0.3	SVE-5, MW-4
3/27/13 16:15	35410	479	0.3	SVE-5, MW-4
3/27/13 17:05	35423	492	0.3	SVE-5, MW-4
3/27/13 17:50	35435	504	0.3	SVE-5, MW-4
3/28/13 8:00	35440	509		SVE-5, MW-4
3/28/13 9:00	35502	571	1.0	SVE-5, MW-4
3/28/13 9:30	35526	595	0.8	SVE-5, MW-4
3/28/13 10:00	35532	601	0.2	SVE-5, MW-4
3/28/13 10:30	35543	612	0.4	SVE-5, MW-4
3/28/13 11:00	35554	623	0.4	SVE-5, MW-4
3/28/13 11:30	35561	630	0.2	SVE-5, MW-4
3/28/13 12:00	35576	645	0.5	SVE-5, MW-4

**GROUNDWATER EXTRACTION DATA  
SHELL-BRANDED SERVICE STATION  
4212 FIRST STREET, PLEASANTON, CALIFORNIA**

<i>Date/Time</i>	<i>Totalizer Reading (gallons)</i>	<i>Cumulative Volume (gallons)</i>	<i>Groundwater Flow rate (gpm)</i>	<i>Operational Wells</i>
3/28/13 13:00	35590	659	0.2	SVE-5, MW-4
3/28/13 13:30	35594	663	0.1	SVE-5, MW-4
3/28/13 14:00	35610	679	0.5	SVE-5, MW-4
3/28/13 14:30	35620	689	0.3	SVE-5, MW-4
3/28/13 15:00	35624	693	0.0	SVE-5, MW-4
3/28/13 15:30	35626	695	0.1	SVE-5, MW-4
3/28/13 16:00	35642	711	0.5	SVE-5, MW-4
3/28/13 16:30	35644	713	0.1	SVE-5, MW-4
3/28/13 17:00	35661	730	0.6	SVE-5, MW-4
3/28/13 17:30	35670	739	0.3	SVE-5, MW-4
3/28/13 18:00	35677	746	0.2	SVE-5, MW-4
3/28/13 18:30	35679	748	0.1	SVE-5, MW-4
4/1/13 8:00	35684	753		SVE-5, EW-2
4/1/13 9:00	35695	764	0.2	SVE-5, EW-2
4/1/13 9:30	35708	777	0.4	SVE-5, EW-2
4/1/13 10:15	35714	783	0.1	SVE-5, EW-2
4/1/13 11:45	35735	804	0.2	SVE-5, EW-2
4/1/13 13:30	35756	825	0.2	SVE-5, EW-2
4/1/13 14:30	35767	836	0.2	SVE-5, EW-2
4/1/13 16:00	35785	854	0.2	SVE-5, EW-2
4/1/13 17:00	35792	861	0.1	SVE-5, EW-2
4/1/13 17:30	35799	868	0.2	SVE-5, EW-2
4/1/13 18:10	35802	871	0.1	SVE-5, EW-2
4/2/13 7:00	35802	871		SVE-5, MW-4
4/2/13 8:30	35840	909	0.4	SVE-5, MW-4
4/2/13 9:00	35866	935	0.9	SVE-5, MW-4
4/2/13 9:30	35886	955	0.7	SVE-5, MW-4
4/2/13 10:30	35909	978	0.4	SVE-5, MW-4
4/2/13 11:00	35923	992	0.5	SVE-5, MW-4
4/2/13 12:00	35945	1014	0.4	SVE-5, MW-4
4/2/13 16:00	36005	1074	0.3	SVE-5, MW-4
4/2/13 18:30	36047	1116	0.3	SVE-5, MW-4
4/3/13 9:00	36047	1116		EW-2, SVE-4
4/3/13 9:30	36056	1125	0.3	EW-2, SVE-4
4/3/13 10:15	36062	1131	0.1	EW-2, SVE-4
4/3/13 11:00	36067	1136	0.1	EW-2, SVE-4
4/3/13 12:00	36073	1142	0.1	EW-2, SVE-4
4/3/13 13:10	36081	1150	0.1	EW-2, SVE-4

**GROUNDWATER EXTRACTION DATA  
SHELL-BRANDED SERVICE STATION  
4212 FIRST STREET, PLEASANTON, CALIFORNIA**

<i>Date/Time</i>	<i>Totalizer Reading (gallons)</i>	<i>Cumulative Volume (gallons)</i>	<i>Groundwater Flow rate (gpm)</i>	<i>Operational Wells</i>
4/3/13 14:00	36085	1154	0.1	EW-2, SVE-4
4/3/13 14:45	36090	1159	0.1	EW-2, SVE-4
4/3/13 15:30	36093	1162	0.1	EW-2, SVE-4
4/4/13 0:00	Propane tank leak. System did not run			
4/5/13 10:00	36093	1162		EW-2, SVE-4
4/5/13 10:30	36102	1171	0.3	EW-2, SVE-4
4/5/13 11:00	36107	1176	0.2	EW-2, SVE-4
4/5/13 11:30	36112	1181	0.1	EW-2, SVE-4
4/5/13 13:00	36123	1192	0.1	EW-2, SVE-4
4/5/13 14:30	36132	1201	0.1	EW-2, SVE-4
4/5/13 16:00	36134	1203	0.0	EW-2, SVE-4
4/5/13 17:30	36149	1218	0.2	EW-2, SVE-4
4/5/13 18:30	36154	1223	0.1	EW-2, SVE-4
4/8/13 8:15	36155	1224	No Pumping	SVE-2, SVE-3
4/9/13 8:15	36155	1224	No Pumping	SVE-2, SVE-3
4/10/13 10:15	36155	1224	0.0	SVE-2, MW-2
4/10/13 11:15	36155	1224	0.0	SVE-2, MW-2
4/10/13 12:45	36176	1245	0.2	SVE-2, MW-2
4/10/13 13:45	36177	1246	0.0	SVE-2, MW-2
4/10/13 14:45	36178	1247	0.0	SVE-2, MW-2
4/10/13 15:45	36179	1248	0.0	SVE-2, MW-2
4/10/13 16:45	36180	1249	0.0	SVE-2, MW-2
4/10/13 17:45	36180	1249	0.0	SVE-2, MW-2
4/11/13 9:00	36180	1249		SVE-1, SVE-2
4/11/13 17:00	36180	1249	0.0	SVE-1, SVE-2
4/12/13 9:00	36180	1249		SVE-2, MW-2
4/12/13 9:15	36186	1255	0.4	SVE-2, MW-2
4/12/13 13:00	36186	1255	0.0	SVE-2, EW-1
4/12/13 18:00	36186	1255	0.0	SVE-2, EW-1
4/15/13 0:00	SVE system swapped out for new system. System did not run.			
4/16/13 0:00	36186	1255	No Pumping	SVE-2
4/17/13 11:00	36269	1338		SVE-2, EW-1
4/17/13 12:00	36274	1343	0.1	SVE-2, EW-1

**GROUNDWATER EXTRACTION DATA  
SHELL-BRANDED SERVICE STATION  
4212 FIRST STREET, PLEASANTON, CALIFORNIA**

<i>Date/Time</i>	<i>Totalizer Reading (gallons)</i>	<i>Cumulative Volume (gallons)</i>	<i>Groundwater Flow rate (gpm)</i>	<i>Operational Wells</i>
4/17/13 14:00	36279	1348	0.0	SVE-2, EW-1
4/17/13 15:30	36285	1354	0.1	SVE-2, EW-1
4/17/13 17:30	36290	1359	0.0	SVE-2, EW-1
4/18/13 8:00	36291	1360		SVE-2, EW-1
4/18/13 9:00	36304	1373	0.2	SVE-2, EW-1
4/18/13 10:00	36307	1376	0.1	SVE-2, EW-1
4/18/13 11:00	36310	1379	0.0	SVE-2, EW-1
4/18/13 13:00	36335	1404	0.2	SVE-2, EW-1
4/18/13 15:00	36335	1404	0.0	SVE-2, EW-1
4/18/13 17:00	36338	1407	0.0	SVE-2, EW-1
4/19/13 8:30	36346	1415		SVE-2, EW-1
4/19/13 9:30	36351	1420	0.1	SVE-2, EW-1
4/19/13 10:30	36354	1423	0.1	SVE-2, EW-1
4/19/13 13:00	36359	1428	0.0	SVE-2, EW-1
4/19/13 14:30	36363	1432	0.0	SVE-2, EW-1
4/19/13 16:30	36364	1433	0.0	SVE-2, EW-1
4/19/13 17:30	36364	1433	0.0	SVE-2, EW-1
4/19/13 18:00	36364	1433	0.0	SVE-2, EW-1
4/22/13 8:45	36364	1433		SVE-5
4/22/13 9:45	36364	1433	0.0	SVE-5
4/22/13 10:45	36364	1433	0.0	SVE-5
4/22/13 12:45	36364	1433	0.0	SVE-5
4/22/13 13:15	36364	1433	0.0	SVE-5
4/22/13 13:45	36373	1442	0.3	SVE-5
4/22/13 14:45	36383	1452	0.2	SVE-5
4/22/13 15:45	36388	1457	0.1	SVE-5
4/22/13 16:45	36394	1463	0.1	SVE-5
4/22/13 17:15	36396	1465	0.1	SVE-5
4/23/13 8:00	36399	1468		SVE-5
4/23/13 9:30	36402	1471	0.0	SVE-5
4/23/13 10:30	36405	1474	0.1	SVE-5
4/23/13 11:30	36408	1477	0.1	SVE-5
4/23/13 12:30	36412	1481	0.1	SVE-5
4/23/13 14:30	36421	1490	0.1	SVE-5
4/23/13 16:30	36424	1493	0.0	SVE-5
4/23/13 17:30	36430	1499	0.1	SVE-5
4/24/13 9:15	36443	1512		SVE-2, EW-2

**GROUNDWATER EXTRACTION DATA  
SHELL-BRANDED SERVICE STATION  
4212 FIRST STREET, PLEASANTON, CALIFORNIA**

<i>Date/Time</i>	<i>Totalizer Reading (gallons)</i>	<i>Cumulative Volume (gallons)</i>	<i>Groundwater Flow rate (gpm)</i>	<i>Operational Wells</i>
4/24/13 10:15	36450	1519	0.1	SVE-2, EW-2
4/24/13 11:15	36455	1524	0.1	SVE-2, EW-2
4/24/13 12:15	36460	1529	0.1	SVE-2, EW-2
4/24/13 14:15	36469	1538	0.1	SVE-2, EW-2
4/24/13 15:45	36478	1547	0.1	SVE-2, EW-2
4/24/13 17:15	36481	1550	0.0	SVE-2, EW-2
4/25/13 8:15	36481	1550	No Pumping	SVE-2, SVE-4

Total gallons extracted during test: 1550

**Notes:**

gpm = Gallons per minute

Flow Rate = (Current Totalizer Reading [gallons] - Previous Totalizer Reading [gallons]) /  
Operational Time Between Readings [minutes]

SVE = Soil vapor extraction



**AIR SPARGE SYSTEM OPERATIONAL DATA  
SHELL-BRANDED SERVICE STATION  
4212 FIRST STREET, PLEASANTON, CALIFORNIA**

Date	Time	Hour Meter Reading (hours)	Sparge System Run Time (hours)	Cumulative Run Time (hours)	AS-1			AS-10		
					Valve Position (Open/Closed)	Flow (scfm)	Delivery Pressure (psi)	Valve Position (Open/Closed)	Flow (scfm)	Delivery Pressure (psi)
03/26/13	8:50 AM	91.0	0.0	0.0	Closed	--	--	Open	9.0	40
03/26/13	9:08 AM	91.3	0.3	0.3	Closed	--	--	Open	10.0	40
03/26/13	9:25 AM	91.5	0.3	0.5	Open	2.00	40	Closed	--	--
03/26/13	9:50 AM	91.8	0.3	0.8	Open	3.5	40	Closed	--	--
03/26/13	10:05 AM	92.1	0.3	1.1	Open	3.50	40	Closed	--	--
03/26/13	10:20 AM	92.3	0.2	1.3	Open	4.00	40	Closed	--	--
03/26/13	10:35 AM	92.5	0.2	1.5	Open	4.00	40	Closed	--	--
03/26/13	10:40 AM	92.7	0.2	1.7	Closed	--	--	Open	11.0	40
03/26/13	10:50 AM	92.9	0.2	1.9	Closed	--	--	Open	9.5	30
03/26/13	11:05 AM	93.2	0.3	2.2	Closed	--	--	Open	9.5	30
03/26/13	11:10 AM	93.3	0.1	2.3	Closed	--	--	Open	8.0	20
03/26/13	11:20 AM	93.4	0.1	2.4	Open	5.00	40	Closed	--	--
03/26/13	11:50 AM	93.4	0.0	2.4	Open	5.00	40	Closed	--	--
03/26/13	12:00 PM	93.4	0.0	2.4	Closed	--	--	Open	10.0	40
03/26/13	12:30 PM	93.4	0.0	2.4	Closed	--	--	Open	11.0	25
03/26/13	12:45 PM	94.6	1.2	3.6	Open	5.50	40	Closed	--	--
03/26/13	1:15 PM	95.3	0.7	4.3	Open	7.00	40	Closed	--	--
03/26/13	1:30 PM	95.5	0.2	4.5	Closed	--	--	Open	10.0	40
03/26/13	2:00 PM	96.0	0.5	5.0	Closed	--	--	Open	11.0	25
03/26/13	2:10 PM	96.2	0.2	5.2	Open	7.00	40	Closed	--	--
03/26/13	2:40 PM	96.7	0.5	5.7	Open	7.00	40	Closed	--	--
03/26/13	2:50 PM	96.9	0.2	5.9	Closed	--	--	Open	11.0	40
03/26/13	3:20 PM	97.5	0.6	6.5	Closed	--	--	Open	11.0	20
03/26/13	3:30 PM	97.7	0.2	6.7	Open	6.50	40	Closed	--	--
03/26/13	4:00 PM	98.1	0.4	7.1	Open	7.00	40	Closed	--	--
03/26/13	4:15 PM	98.3	0.2	7.3	Closed	--	--	Open	11.0	40
03/26/13	4:45 PM	98.8	0.5	7.8	Closed	--	--	Open	11.0	19
03/26/13	4:55 PM	99.0	0.2	8.0	Open	8.00	40	Closed	--	--
03/26/13	5:25 PM	99.5	0.5	8.5	Open	7.00	39	Closed	--	--
03/26/13	5:30 PM	99.6	0.1	8.6	Closed	--	--	Open	11.5	40
03/26/13	6:00 PM	100.0	0.4	9.0	Closed	--	--	Open	1.0	20
03/27/13	8:15 AM	100.7	0.0	9.0	Closed	--	--	Open	8.5	40
03/27/13	8:45 AM	101.2	0.5	9.5	Open	5.00	40	Closed	--	--
03/27/13	9:10 AM	101.8	0.6	9.6	Open	6.00	40	Closed	--	--
03/27/13	9:25 AM	102.1	0.3	9.9	Closed	--	--	Open	10.0	40
03/27/13	9:55 AM	102.6	0.5	10.4	Closed	--	--	Open	11.0	20
03/27/13	10:15 AM	102.9	0.3	10.7	Open	6.50	40	Closed	--	--
03/27/13	10:45 AM	103.4	0.5	11.2	Open	7.00	40	Closed	--	--

**AIR SPARGE SYSTEM OPERATIONAL DATA  
SHELL-BRANDED SERVICE STATION  
4212 FIRST STREET, PLEASANTON, CALIFORNIA**

Date	Time	Hour Meter Reading (hours)	Sparge System Run Time (hours)	Cumulative Run Time (hours)	AS-1			AS-10		
					Valve Position (Open/Closed)	Flow (scfm)	Delivery Pressure (psi)	Valve Position (Open/Closed)	Flow (scfm)	Delivery Pressure (psi)
03/27/13	11:25 AM	104.1	0.7	11.9	Closed	--	--	Open	10.0	40
03/27/13	11:55 AM	104.6	0.5	12.4	Closed	--	--	Open	11.5	20
03/27/13	12:15 PM	104.9	0.3	12.7	Open	7.50	40	Closed	--	--
03/27/13	12:45 PM	105.5	0.6	13.3	Open	8.50	40	Closed	--	--
03/27/13	1:10 PM	105.8	0.3	13.6	Closed	--	--	Open	12.0	40
03/27/13	1:40 PM	106.3	0.5	14.1	Closed	--	--	Open	11.5	20
03/27/13	2:00 PM	106.7	0.4	14.5	Open	9.50	40	Closed	--	--
03/27/13	2:30 PM	107.2	0.5	15.0	Open	9.50	40	Closed	--	--
03/27/13	2:55 PM	107.6	0.4	15.4	Closed	--	--	Open	12.0	40
03/27/13	3:25 PM	108.1	0.5	15.9	Closed	--	--	Open	11.0	20
03/27/13	3:45 PM	108.4	0.3	16.2	Open	9.00	40	Closed	--	--
03/27/13	4:15 PM	108.9	0.5	16.7	Open	9.50	40	Closed	--	--
03/27/13	4:35 PM	109.2	0.3	17.0	Closed	--	--	Open	13.0	40
03/27/13	5:05 PM	109.7	0.5	17.5	Closed	--	--	Open	12.0	20
03/27/13	5:20 PM	110.0	0.3	17.8	Open	10.00	40	Closed	--	--
03/27/13	5:50 PM	110.5	0.5	18.3	Open	9.50	40	Closed	--	--
03/28/13	7:00 AM	111.3	0.0	18.3	Closed	--	--	Closed	--	--
03/28/13	8:30 AM	112.5	1.2	19.5	Closed	--	--	Open	11.0	40
03/28/13	9:00 AM	112.9	0.4	19.9	Open	8.00	20	Closed	--	--
03/28/13	9:30 AM	113.5	0.6	20.5	Closed	--	--	Open	10.0	28
03/28/13	10:00 AM	114.0	0.5	21.0	Open	8.00	36	Closed	--	--
03/28/13	10:30 AM	114.5	0.5	21.5	Closed	--	--	Open	13.0	22
03/28/13	11:00 AM	115.0	0.5	22.0	Open	7.00	20	Closed	--	--
03/28/13	11:30 AM	115.5	0.5	22.5	Closed	--	--	Open	11.0	18
03/28/13	12:00 PM	116.0	0.5	23.0	Open	14.00	40	Closed	--	--
03/28/13	12:30 PM	116.5	0.5	23.5	Closed	--	--	Open	12.5	17
03/28/13	1:00 PM	116.9	0.5	23.9	Open	7.00	20	Closed	--	--
03/28/13	1:30 PM	117.7	0.8	24.7	Closed	--	--	Open	10.0	30
03/28/13	2:00 PM	118.2	0.5	25.2	Open	4.00	34	Closed	--	--
03/28/13	3:00 PM	119.1	0.4	26.1	Open	8.50	26	Closed	--	--
03/28/13	3:30 PM	119.6	0.5	26.6	Closed	--	--	Open	10.0	26
03/28/13	4:00 PM	120.1	0.5	27.1	Open	9.00	32	Closed	--	--
03/28/13	4:30 PM	120.5	0.4	27.5	Closed	--	--	Open	11.0	20
03/28/13	5:00 PM	121.0	0.5	28.0	Open	8.50	31	Closed	--	--
03/28/13	5:30 PM	121.5	0.5	28.5		--	--	Open	10.5	19
03/28/13	6:00 PM	122.0	0.5	29.0	Open	9.00	32	Closed	--	--
03/28/13	6:30 PM	122.5	0.5	29.5	Closed	--	--	Open	11.0	20
04/01/13	9:05 AM	124.9	0.0	29.5	Open	0.00	40	Closed	--	--

AIR SPARGE SYSTEM OPERATIONAL DATA  
 SHELL-BRANDED SERVICE STATION  
 4212 FIRST STREET, PLEASANTON, CALIFORNIA

Date	Time	Hour Meter Reading (hours)	Sparge System Run Time (hours)	Cumulative Run Time (hours)	AS-1			AS-10		
					Valve Position (Open/Closed)	Flow (scfm)	Delivery Pressure (psi)	Valve Position (Open/Closed)	Flow (scfm)	Delivery Pressure (psi)
04/01/13	9:30 AM	125.1	0.2	29.7	Closed	--	--	Open	10.0	40
04/01/13	10:15 AM	125.8	0.7	30.4	Open	17.00	40	Closed	0.0	7
04/01/13	10:45 AM	126.3	0.5	30.9	Open	8.00	40	Closed	0.0	10
04/01/13	11:15 AM	126.8	0.5	31.4	Open	0.00	7	Open	12.0	30
04/01/13	12:00 PM	127.6	0.8	32.2	Open	8.00	40	Open	0.0	8
04/01/13	1:00 PM	128.6	1.0	33.2	Open	0.00	7	Open	11.0	40
04/01/13	4:00 PM	129.6	0.9	34.2	Closed	0.00	0	Closed	0.0	0
04/01/13	5:00 PM	130.5	0.4	35.1	Closed	0.00	0	Closed	0.0	0
04/01/13	5:15 PM	130.8	0.3	35.4	Open	9.00	40	Closed	0.0	0
04/01/13	5:30 PM	131.0	0.3	35.6	Closed	0.00	13	Open	16.0	40
04/01/13	5:45 PM	133.3	2.3	37.9	Open	10.00	40	Closed	0.0	2
04/02/13	8:30 AM	134.5	0.0	37.9	Closed	--	--	Closed	--	--
04/02/13	9:00 AM	135.1	0.6	38.5	Closed	--	--	Open	14.0	40
04/02/13	9:30 AM	135.6	0.5	39.0	Open	8.00	44	Closed	--	--
04/02/13	10:00 AM	136.1	0.5	39.5	Closed	--	--	Open	14.0	30
04/02/13	10:30 AM	136.6	0.5	40.0	Open	9.00	40	Closed	--	--
04/02/13	11:00 AM	137.1	0.5	40.5	Closed	--	--	Open	12.0	20
04/02/13	11:30 AM	137.6	0.5	41.0	Open	9.00	40	Closed	--	--
04/02/13	12:00 PM	138.1	0.5	41.5	Closed	--	--	Open	12.0	20
04/02/13	12:30 PM	138.6	0.5	42.0	Open	9.00	40	Closed	--	--
04/02/13	1:00 PM	139.1	0.5	42.5	Closed	--	--	Open	12.0	20
04/02/13	1:30 PM	139.6	0.5	43.0	Open	9.00	40	Closed	--	--
04/02/13	2:00 PM	140.1	0.5	43.5	Closed	--	--	Open	12.0	20
04/02/13	2:30 PM	140.6	0.5	44.0	Open	9.00	37	Closed	--	--
04/02/13	3:00 PM	141.1	0.5	44.5	Closed	--	--	Open	12.0	20
04/02/13	3:30 PM	141.6	0.5	45.0	Open	9.00	38	Closed	--	--
04/02/13	4:00 PM	142.1	0.5	45.5	Closed	--	--	Open	11.0	20
04/02/13	4:30 PM	142.6	0.5	46.0	Open	9.00	35	Closed	--	--
04/02/13	5:00 PM	143.1	0.5	46.5	Closed	--	--	Open	11.0	20
04/02/13	5:30 PM	143.6	0.5	47.0	Open	9.00	38	Closed	--	--
04/02/13	6:10 PM	144.1	0.5	47.5	Closed	--	--	Open	11.0	20
04/03/13	9:00 AM	145.6	0.0	47.5	Open	8.5	40	Closed	--	--
04/03/13	9:30 AM	146.1	0.5	48.0	Open	9.0	40	Closed	--	--
04/03/13	9:45 AM	146.4	0.3	48.3	Closed	--	--	Open	14.5	40
04/03/13	10:15 AM	146.9	0.5	48.8	Closed	--	--	Open	11.0	25
04/03/13	10:30 AM	147.2	0.3	49.1	Open	10.0	40	Closed	--	--
04/03/13	11:00 AM	147.6	0.4	49.5	Open	9.0	40	Closed	--	--

**AIR SPARGE SYSTEM OPERATIONAL DATA  
SHELL-BRANDED SERVICE STATION  
4212 FIRST STREET, PLEASANTON, CALIFORNIA**

Date	Time	Hour Meter Reading (hours)	Sparge System Run Time (hours)	Cumulative Run Time (hours)	AS-1			AS-10		
					Valve Position (Open/Closed)	Flow (scfm)	Delivery Pressure (psi)	Valve Position (Open/Closed)	Flow (scfm)	Delivery Pressure (psi)
04/03/13	11:30 AM	148.2	0.6	50.1	Closed	--	--	Open	13.0	40
04/03/13	12:00 PM	148.6	0.4	50.5	Closed	--	--	Open	11.0	25
04/03/13	12:20 PM	149.0	0.4	50.9	Open	10.5	40	Closed	--	--
04/03/13	12:50 PM	149.6	0.6	51.5	Open	9.5	40	Closed	--	--
04/03/13	1:30 PM	150.1	0.5	52.0	Closed	--	--	Open	13.0	40
04/03/13	2:00 PM	150.6	0.5	52.5	Closed	--	--	Open	10.5	25
04/03/13	2:15 PM	150.9	0.3	52.8	Open	11.5	40	Closed	--	--
04/03/13	2:45 PM	151.4	0.5	53.3	Open	9.5	35	Closed	--	--
04/03/13	3:00 PM	151.7	0.3	53.6	Closed	--	--	Open	15.0	40
04/03/13	3:30 PM	152.1	0.4	54.0	Closed	--	--	Open	11.5	40
04/05/13	11:00 AM	153.3	0.0	54.0	Closed	--	--	Open	12.0	35
04/05/13	11:30 AM	153.8	0.5	54.5	Open	7.00	40	Closed	--	--
04/05/13	12:00 PM	154.3	0.5	55.0	Closed	--	--	Open	11.0	20
04/05/13	12:30 PM	154.8	0.5	55.5	Open	7.00	40	Closed	--	--
04/05/13	1:00 PM	155.3	0.5	56.0	Closed	--	--	Open	11.0	20
04/05/13	1:30 PM	155.8	0.5	56.5	Open	7.00	39	Closed	--	--
04/05/13	2:00 PM	156.3	0.5	57.0	Closed	--	--	Open	11.0	20
04/05/13	2:30 PM	156.8	0.5	57.5	Open	7.00	40	Closed	--	--
04/05/13	3:00 PM	157.3	0.5	58.0	Closed	--	--	Open	10.0	22
04/05/13	3:30 PM	157.8	0.5	58.5	Open	8.00	40	Closed	--	--
04/05/13	4:00 PM	158.3	0.5	59.0	Closed	--	--	Open	11.0	21
04/05/13	4:30 PM	158.8	0.5	59.5	Open	8.00	40	Closed	--	--
04/05/13	5:00 PM	159.3	0.5	60.0	Closed	--	--	Open	11.0	20
04/05/13	5:30 PM	159.8	0.5	60.5	Open	9.00	40	Closed	--	--
04/05/13	6:00 PM	160.3	0.5	61.0	Closed	--	--	Open	11.0	20
04/05/13	6:30 PM	160.8	0.5	61.5	Open	9.00	40	Closed	--	--
04/08/13	9:40 AM	162.9	0.0	61.5	Closed	--	--	Closed	--	--
04/08/13	10:00 AM	163.2	0.3	61.8	Open	7.00	40	Closed	--	--
04/08/13	10:30 AM	163.7	0.5	62.3	Closed	--	--	Open	13.0	30
04/08/13	11:00 AM	164.2	0.5	62.8	Open	7.00	40	Closed	--	--
04/08/13	11:30 AM	164.7	0.5	63.3	Closed	--	--	Open	11.0	20
04/08/13	12:00 PM	165.2	0.5	63.8	Open	8.00	39	Closed	--	--
04/08/13	12:30 PM	165.7	0.5	64.3	Closed	--	--	Open	11.0	20
04/08/13	1:00 PM	166.2	0.5	64.8	Open	8.00	40	Closed	--	--
04/08/13	1:30 PM	166.7	0.5	65.3	Closed	--	--	Open	11.0	20
04/08/13	2:00 PM	167.2	0.5	65.8	Open	9.00	40	Closed	--	--
04/08/13	2:30 PM	167.7	0.5	66.3	Closed	--	--	Open	11.0	20

AIR SPARGE SYSTEM OPERATIONAL DATA  
 SHELL-BRANDED SERVICE STATION  
 4212 FIRST STREET, PLEASANTON, CALIFORNIA

Date	Time	Hour Meter Reading (hours)	Sparge System Run Time (hours)	Cumulative Run Time (hours)	AS-1			AS-10		
					Valve Position (Open/Closed)	Flow (scfm)	Delivery Pressure (psi)	Valve Position (Open/Closed)	Flow (scfm)	Delivery Pressure (psi)
04/08/13	3:00 PM	168.2	0.5	66.8	Open	9.00	40	Closed	--	--
04/08/13	3:30 PM	168.7	0.5	67.3	Closed	--	--	Open	11.0	20
04/08/13	4:00 PM	169.2	0.5	67.8	Open	9.00	40	Closed	--	--
04/08/13	4:30 PM	169.7	0.5	68.3	Closed	--	--	Open	11.0	20
04/08/13	5:00 PM	170.2	0.5	68.8	Open	9.00	40	Closed	--	--
04/08/13	5:30 PM	170.7	0.5	69.3	Closed	--	--	Open	11.0	20
04/08/13	6:00 PM	171.2	0.5	69.8	Open	9.00	40	Closed	--	--
04/08/13	6:30 PM	171.7	0.5	70.3	Closed	--	--	Open	11.0	20
04/09/13	8:15 AM	172.2	0.0	70.3	Closed	--	--	Closed	--	--
04/09/13	8:45 AM	172.7	0.5	70.8	Open	9.00	40	Closed	--	--
04/09/13	9:15 AM	173.2	0.5	71.3	Closed	--	--	Open	11.0	20
04/09/13	9:45 AM	173.7	0.5	71.8	Open	9.00	40	Closed	--	--
04/09/13	10:15 AM	174.2	0.5	72.3	Closed	--	--	Open	11.0	20
04/09/13	10:45 AM	174.7	0.5	72.8	Open	9.00	40	Closed	--	--
04/09/13	11:15 AM	175.2	0.5	73.3	Closed	--	--	Open	10.0	21
04/09/13	11:45 AM	175.7	0.5	73.8	Open	9.00	39	Closed	--	--
04/09/13	12:15 PM	176.2	0.5	74.3	Closed	--	--	Open	12.0	21
04/09/13	12:45 PM	176.7	0.5	74.8	Open	9.00	39	Closed	--	--
04/09/13	1:15 PM	177.2	0.5	75.3	Closed	--	--	Open	11.0	20
04/09/13	1:45 PM	177.7	0.5	75.8	Open	9.00	39	Closed	--	--
04/09/13	4:45 PM	180.7	0.5	78.8	Open	9.00	35	Closed	--	--
04/09/13	5:15 PM	181.2	0.5	79.3	Closed	--	--	Open	11.0	22
04/09/13	5:45 PM	181.7	0.5	79.8	Open	9.00	35	Closed	--	--
04/09/13	6:15 PM	182.2	0.5	80.3	Closed	--	--	Open	11.0	22
04/10/13	10:15 AM	183.5	0.0	80.3	Open	10.00	40	Closed	--	--
04/10/13	10:45 AM	184.0	0.5	80.8	Closed	--	--	Open	11.0	20
04/10/13	11:15 AM	184.5	0.5	81.3	Open	9.00	39	Closed	--	--
04/10/13	11:45 AM	185.0	0.5	81.8	Closed	--	--	Open	10.0	20
04/10/13	12:15 PM	185.5	0.5	82.3	Open	9.00	38	Closed	--	--
04/10/13	12:45 PM	186.0	0.5	82.8	Closed	--	--	Open	11.0	20
04/10/13	1:15 PM	186.5	0.5	83.3	Open	9.00	35	Closed	--	--
04/10/13	1:45 PM	187.0	0.5	83.8	Closed	--	--	Open	11.0	20
04/10/13	2:15 PM	187.5	0.5	84.3	Open	9.00	35	Closed	--	--
04/10/13	2:45 PM	188.0	0.5	84.8	Closed	--	--	Open	11.0	18
04/10/13	3:15 PM	188.5	0.5	85.3	Open	9.00	35	Closed	--	--
04/10/13	3:45 PM	189.0	0.5	85.8	Closed	--	--	Open	11.0	20
04/10/13	4:15 PM	189.5	0.5	86.3	Open	9.00	35	Closed	--	--
04/10/13	4:45 PM	190.0	0.5	86.8	Closed	--	--	Open	11.0	18

**AIR SPARGE SYSTEM OPERATIONAL DATA  
SHELL-BRANDED SERVICE STATION  
4212 FIRST STREET, PLEASANTON, CALIFORNIA**

Date	Time	Hour Meter Reading (hours)	Sparge System Run Time (hours)	Cumulative Run Time (hours)	AS-1			AS-10		
					Valve Position (Open/Closed)	Flow (scfm)	Delivery Pressure (psi)	Valve Position (Open/Closed)	Flow (scfm)	Delivery Pressure (psi)
04/10/13	5:15 PM	190.5	0.5	87.3	Open	9.00	38	Closed	--	--
04/10/13	5:45 PM	191.0	0.5	87.8	Closed	--	--	Open	11.0	20
04/11/13	9:00 AM	193.3	0.0	87.8	Closed	--	--	Open	10.0	35
04/11/13	9:30 AM	193.8	0.5	88.3	Open	9.00	40	Closed	--	--
04/11/13	10:00 AM	194.3	0.5	88.8	Closed	--	--	Open	10.0	35
04/11/13	10:30 AM	194.8	0.5	89.3	Open	9.00	39	Closed	--	--
04/11/13	11:00 AM	195.3	0.5	89.8	Closed	--	--	Open	11.0	20
04/11/13	11:30 AM	195.8	0.5	90.3	Open	9.00	38	Closed	--	--
04/11/13	12:00 PM	196.3	0.5	90.8	Closed	--	--	Open	11.0	20
04/11/13	12:30 PM	196.8	0.5	91.3	Open	9.00	38	Closed	--	--
04/11/13	1:00 PM	197.3	0.5	91.8	Closed	--	--	Open	11.0	20
04/11/13	1:30 PM	197.8	0.5	92.3	Open	8.00	35	Closed	--	--
04/11/13	2:00 PM	198.3	0.5	92.8	Closed	--	--	Open	11.0	20
04/11/13	2:30 PM	198.8	0.5	93.3	Open	8.00	35	Closed	--	--
04/11/13	3:00 PM	199.3	0.5	93.8	Closed	--	--	Open	11.0	20
04/11/13	3:30 PM	199.8	0.5	94.3	Open	8.00	35	Closed	--	--
04/11/13	4:00 PM	200.3	0.5	94.8	Closed	--	--	Open	11.0	20
04/11/13	4:30 PM	200.8	0.5	95.3	Open	9.00	35	Closed	--	--
04/11/13	5:00 PM	201.3	0.5	95.8	Closed	--	--	Open	11.0	20
04/11/13	5:30 PM	201.8	0.5	96.3	Open	9.00	35	Closed	--	--
04/11/13	6:00 PM	202.3	0.5	96.8	Closed	--	--	Open	11.0	20
04/12/13	10:30 AM	204.4	0.0	96.8	Closed	--	--	Open	10.0	30
04/12/13	11:00 AM	204.9	0.5	97.3	Open	7.00	35	Closed	--	--
04/12/13	11:30 AM	205.4	0.5	97.8	Closed	--	--	Open	11.0	20
04/12/13	12:00 PM	205.9	0.5	98.3	Open	8.00	35	Closed	--	--
04/12/13	12:30 PM	206.4	0.5	98.8	Closed	--	--	Open	11.0	20
04/12/13	1:00 PM	206.8	0.4	99.2	Open	10.00	40	Closed	--	--
04/12/13	1:30 PM	207.4	0.6	99.8	Closed	--	--	Open	13.0	25
04/12/13	2:00 PM	207.8	0.4	100.2	Open	10.00	40	Closed	--	--
04/12/13	2:30 PM	208.3	0.5	100.7	Closed	--	--	Open	17.0	40
04/12/13	3:00 PM	208.8	0.5	101.2	Open	9.00	35	Closed	--	--
04/12/13	3:30 PM	209.3	0.5	101.7	Closed	--	--	Open	16.0	35
04/12/13	4:00 PM	209.8	0.5	102.2	Open	10.00	35	Closed	--	--
04/12/13	4:30 PM	210.3	0.5	102.7	Closed	--	--	Open	14.0	25
04/12/13	5:00 PM	210.8	0.5	103.2	Open	9.00	35	Closed	--	--
04/12/13	5:30 PM	211.3	0.5	103.7	Closed	--	--	Open	16.0	35
04/16/13	11:00 AM	4486.6	0.0	103.7	Closed	--	--	Closed	--	--

AIR SPARGE SYSTEM OPERATIONAL DATA  
 SHELL-BRANDED SERVICE STATION  
 4212 FIRST STREET, PLEASANTON, CALIFORNIA

Date	Time	Hour Meter Reading (hours)	Sparge System Run Time (hours)	Cumulative Run Time (hours)	AS-1			AS-10		
					Valve Position (Open/Closed)	Flow (scfm)	Delivery Pressure (psi)	Valve Position (Open/Closed)	Flow (scfm)	Delivery Pressure (psi)
04/16/13	12:00 PM	4487.6	1.0	104.7	Closed	--	--	Open	12.0	38
04/16/13	12:30 PM	4488.1	0.5	105.2	Closed	--	--	Open	11.0	20
04/16/13	1:00 PM	4488.6	0.5	105.7	Closed	--	--	Open	13.0	20
04/16/13	1:30 PM	4489.1	0.5	106.2	Closed	--	--	Open	11.0	20
04/16/13	2:00 PM	4489.6	0.5	106.7 a	Closed	--	--	Open	11.0	20
04/16/13	2:30 PM	4490.1	0.5	106.7 a	Closed	--	--	Closed	--	--
04/16/13	3:00 PM	4490.6	0.5	106.7 a	Closed	--	--	Closed	--	--
04/16/13	3:30 PM	4491.1	0.5	106.7 a	Closed	--	--	Closed	--	--
04/16/13	4:00 PM	4492.1	1.0	106.7 a	Closed	--	--	Open	10.0	23
04/16/13	4:30 PM	4492.6	0.5	107.2	Open	5.00	40	Closed	--	--
04/16/13	5:00 PM	4493.1	0.5	107.7	Closed	--	--	Open	11.0	20
04/16/13	5:30 PM	4493.6	0.5	108.2	Open	5.00	39	Closed	--	--
04/17/13	10:00 AM	4494.0	0.0	108.2	Closed	--	--	Closed	--	--
04/17/13	10:30 AM	4494.5	0.5	108.7	Closed	--	--	Open	10.0	20
04/17/13	11:00 AM	4495.0	0.5	109.2	Open	6.00	40	Closed	--	--
04/17/13	11:30 AM	4495.5	0.5	109.7	Closed	--	--	Open	10.0	20
04/17/13	12:00 PM	4496.0	0.5	110.2	Open	5.00	40	Closed	--	--
04/17/13	12:30 PM	4496.5	0.5	110.7	Closed	--	--	Closed	--	--
04/17/13	1:00 PM	4497.0	0.5	111.2	Closed	--	--	Closed	--	--
04/17/13	1:30 PM	4497.5	0.5	111.7	Open	5.00	20	Closed	--	--
04/17/13	2:00 PM	4498.0	0.5	112.2	Closed	--	--	Open	8.0	40
04/17/13	2:30 PM	4498.5	0.5	112.7	Open	10.00	40	Closed	--	--
04/17/13	3:00 PM	4499.0	0.5	113.2	Closed	--	--	Open	10.0	40
04/17/13	3:30 PM	4499.5	0.5	113.7	Open	9.00	40	Closed	--	--
04/17/13	4:00 PM	4500.0	0.5	114.2	Closed	--	--	Open	9.0	40
04/17/13	4:30 PM	4500.5	0.5	114.7	Open	9.00	40	Closed	--	--
04/17/13	5:00 PM	4501.0	0.5	115.2	Closed	--	--	Open	9.0	40
04/17/13	5:30 PM	4501.5	0.5	115.7	Open	9.00	40	Closed	--	--
04/18/13	8:00 AM	4502.4	0.0	115.7	Closed	--	--	Closed	--	--
04/18/13	8:30 AM	4502.9	0.5	116.2	Open	9.00	40	Closed	--	--
04/18/13	9:00 AM	4503.4	0.5	116.7	Closed	--	--	Open	5.0	25
04/18/13	9:30 AM	4503.9	0.5	117.2	Open	9.00	40	Closed	--	--
04/18/13	10:00 AM	4504.4	0.5	117.7	Closed	--	--	Open	9.0	40
04/18/13	10:30 AM	4504.9	0.5	118.2	Open	9.00	40	Closed	--	--
04/18/13	11:00 AM	4505.4	0.5	118.7	Closed	--	--	Open	9.0	40
04/18/13	11:30 AM	4505.9	0.5	119.2	Open	9.00	40	Closed	--	--
04/18/13	12:00 PM	4506.4	0.5	119.7	Closed	--	--	Open	10.0	40
04/18/13	12:30 PM	4506.9	0.5	120.2	Open	9.00	40	Closed	--	--

AIR SPARGE SYSTEM OPERATIONAL DATA  
 SHELL-BRANDED SERVICE STATION  
 4212 FIRST STREET, PLEASANTON, CALIFORNIA

Date	Time	Hour Meter Reading (hours)	Sparge System Run Time (hours)	Cumulative Run Time (hours)	AS-1			AS-10		
					Valve Position (Open/Closed)	Flow (scfm)	Delivery Pressure (psi)	Valve Position (Open/Closed)	Flow (scfm)	Delivery Pressure (psi)
04/18/13	1:00 PM	4507.4	0.5	120.7	Closed	--	--	Open	10.0	40
04/18/13	1:30 PM	4507.9	0.5	121.2	Open	9.00	40	Closed	--	--
04/18/13	2:00 PM	4508.4	0.5	121.7	Closed	--	--	Open	10.0	40
04/18/13	2:30 PM	4508.9	0.5	122.2	Open	9.00	40	Closed	--	--
04/18/13	3:00 PM	4509.4	0.5	122.7	Closed	--	--	Open	10.0	40
04/18/13	3:30 PM	4509.9	0.5	123.2	Open	9.00	40	Closed	--	--
04/18/13	4:00 PM	4510.4	0.5	123.7	Closed	--	--	Open	10.0	40
04/18/13	4:30 PM	4510.9	0.5	124.2	Open	9.00	40	Closed	--	--
04/18/13	5:00 PM	4511.4	0.5	124.7	Closed	--	--	Open	10.0	40
04/18/13	5:30 PM	4511.9	0.5	125.2	Open	9.00	40	Closed	--	--
04/19/13	8:00 AM	4512.9	0.0	125.2	Open	9.00	40	Closed	--	--
04/19/13	8:30 AM	4513.4	0.5	125.7	Closed	--	--	Open	10.0	40
04/19/13	9:00 AM	4513.9	0.5	126.2	Open	8.00	40	Closed	--	--
04/19/13	9:30 AM	4514.4	0.5	126.7	Closed	--	--	Open	11.0	40
04/19/13	10:00 AM	4514.9	0.5	127.2	Open	8.00	40	Closed	--	--
04/19/13	10:30 AM	4515.4	0.5	127.7	Closed	--	--	Open	11.0	40
04/19/13	11:00 AM	4515.9	0.5	128.2	Open	8.00	40	Closed	--	--
04/19/13	11:30 AM	4516.4	0.5	128.7	Closed	--	--	Open	11.0	40
04/19/13	12:00 PM	4516.9	0.5	129.2	Open	8.00	40	Closed	--	--
04/19/13	12:30 PM	4517.4	0.5	129.7	Closed	--	--	Open	11.0	40
04/19/13	1:00 PM	4517.9	0.5	130.2	Open	9.00	40	Closed	--	--
04/19/13	1:30 PM	4518.4	0.5	130.7	Closed	--	--	Open	11.0	40
04/19/13	2:00 PM	4518.9	0.5	131.2	Open	8.00	40	Closed	--	--
04/19/13	2:30 PM	4519.4	0.5	131.7	Closed	--	--	Open	11.0	40
04/19/13	3:00 PM	4519.9	0.5	132.2	Open	8.00	40	Closed	--	--
04/19/13	3:30 PM	4520.4	0.5	132.7	Closed	--	--	Open	10.0	40
04/19/13	4:00 PM	4520.9	0.5	133.2	Open	8.00	40	Closed	--	--
04/19/13	4:30 PM	4521.4	0.5	133.7	Closed	--	--	Open	11.0	40
04/19/13	5:00 PM	4521.9	0.5	134.2	Open	8.00	40	Closed	--	--
04/19/13	5:30 PM	4522.4	0.5	134.7	Closed	--	--	Open	11.0	40
04/22/13	8:45 AM	4523.7	0.0	134.7	Open	6.00	40	Closed	--	--
04/22/13	9:15 AM	4524.2	0.5	135.2	Closed	--	--	Open	9.0	40
04/22/13	9:45 AM	4524.7	0.5	135.7	Open	7.00	40	Closed	--	--
04/22/13	10:15 AM	4525.2	0.5	136.2	Closed	--	--	Open	10.0	40
04/22/13	10:45 AM	4525.7	0.5	136.7	Open	8.00	40	Closed	--	--
04/22/13	11:15 AM	4526.2	0.5	137.2	Closed	--	--	Open	9.0	40
04/22/13	11:45 AM	4526.7	0.5	137.7	Open	8.00	40	Closed	--	--
04/22/13	12:15 PM	4527.2	0.5	138.2	Closed	--	--	Open	9.0	40



AIR SPARGE SYSTEM OPERATIONAL DATA  
 SHELL-BRANDED SERVICE STATION  
 4212 FIRST STREET, PLEASANTON, CALIFORNIA

Date	Time	Hour Meter Reading (hours)	Sparge System Run Time (hours)	Cumulative Run Time (hours)	AS-1			AS-10		
					Valve Position (Open/Closed)	Flow (scfm)	Delivery Pressure (psi)	Valve Position (Open/Closed)	Flow (scfm)	Delivery Pressure (psi)
04/22/13	12:45 PM	4527.7	0.5	138.7	Open	9.00	40	Closed	--	--
04/22/13	1:15 PM	4528.2	0.5	139.2	Closed	--	--	Open	9.0	40
04/22/13	1:45 PM	4528.7	0.5	139.7	Open	9.00	40	Closed	--	--
04/22/13	2:15 PM	4529.2	0.5	140.2	Closed	--	--	Open	9.0	40
04/22/13	2:45 PM	4529.7	0.5	140.7	Open	10.00	40	Closed	--	--
04/22/13	3:15 PM	4530.2	0.5	141.2	Closed	--	--	Open	9.0	40
04/22/13	3:45 PM	4530.7	0.5	141.7	Open	9.00	40	Closed	--	--
04/22/13	4:15 PM	4531.2	0.5	142.2	Closed	--	--	Open	9.0	40
04/22/13	4:45 PM	4531.7	0.5	142.7	Open	9.00	40	Closed	--	--
04/22/13	5:15 PM	4532.2	0.5	143.2	Closed	--	--	Open	9.0	40
04/23/13	8:00 AM	4532.5	0.0	143.2	Open	9.00	40	Closed	--	--
04/23/13	8:30 AM	4533.0	0.5	143.7	Closed	--	--	Open	9.0	40
04/23/13	9:00 AM	4533.5	0.5	144.2	Open	9.00	40	Closed	--	--
04/23/13	9:30 AM	4534.0	0.5	144.7	Closed	--	--	Open	10.0	40
04/23/13	10:00 AM	4534.5	0.5	145.2	Open	9.00	40	Closed	--	--
04/23/13	10:30 AM	4535.0	0.5	145.7	Closed	--	--	Open	11.0	40
04/23/13	11:00 AM	4535.5	0.5	146.2	Open	9.00	40	Closed	--	--
04/23/13	11:30 AM	4536.0	0.5	146.7	Closed	--	--	Open	11.0	40
04/23/13	12:00 PM	4536.5	0.5	147.2	Open	9.00	40	Closed	--	--
04/23/13	12:30 PM	4537.0	0.5	147.7	Closed	--	--	Open	11.0	40
04/23/13	1:00 PM	4537.5	0.5	148.2	Open	9.00	40	Closed	--	--
04/23/13	1:30 PM	4538.0	0.5	148.7	Closed	--	--	Open	11.0	40
04/23/13	2:00 PM	4538.5	0.5	149.2	Open	9.00	40	Closed	--	--
04/23/13	2:30 PM	4539.0	0.5	149.7	Closed	--	--	Open	11.0	40
04/23/13	3:00 PM	4539.5	0.5	150.2	Open	9.00	40	Closed	--	--
04/23/13	3:30 PM	4540.0	0.5	150.7	Closed	--	--	Open	11.0	40
04/23/13	4:00 PM	4540.5	0.5	151.2	Open	9.00	40	Closed	--	--
04/23/13	4:30 PM	4541.0	0.5	151.7	Closed	--	--	Open	11.0	40
04/23/13	5:00 PM	4541.5	0.5	152.2	Open	9.00	40	Closed	--	--
04/23/13	5:30 PM	4542.0	0.5	152.7	Closed	--	--	Open	11.0	40
04/24/13	9:15 AM	4543.1	0.0	152.7	Open	9.00	40	Closed	--	--
04/24/13	9:45 AM	4543.6	0.5	153.2	Closed	--	--	Open	11.0	40
04/24/13	10:15 AM	4544.1	0.5	153.7	Open	9.00	40	Closed	--	--
04/24/13	10:45 AM	4544.6	0.5	154.2	Closed	--	--	Open	11.0	40
04/24/13	11:15 AM	4545.1	0.5	154.7	Open	9.00	40	Closed	--	--
04/24/13	11:45 AM	4545.6	0.5	155.2	Closed	--	--	Open	11.0	40
04/24/13	12:15 PM	4546.1	0.5	155.7	Open	9.00	40	Closed	--	--
04/24/13	12:45 PM	4546.6	0.5	156.2	Closed	--	--	Open	11.0	40
04/24/13	1:15 PM	4547.1	0.5	156.7	Open	9.00	40	Closed	--	--

**AIR SPARGE SYSTEM OPERATIONAL DATA  
SHELL-BRANDED SERVICE STATION  
4212 FIRST STREET, PLEASANTON, CALIFORNIA**

Date	Time	Hour Meter Reading (hours)	Sparge System Run Time (hours)	Cumulative Run Time (hours)	AS-1			AS-10		
					Valve Position (Open/Closed)	Flow (scfm)	Delivery Pressure (psi)	Valve Position (Open/Closed)	Flow (scfm)	Delivery Pressure (psi)
04/24/13	1:45 PM	4547.6	0.5	157.2	Closed	--	--	Open	11.0	40
04/24/13	2:15 PM	4548.1	0.5	157.7	Open	9.00	40	Closed	--	--
04/24/13	2:45 PM	4548.6	0.5	158.2	Closed	--	--	Open	11.0	40
04/24/13	3:15 PM	4549.1	0.5	158.7	Open	9.00	40	Closed	--	--
04/24/13	3:45 PM	4549.6	0.5	159.2	Closed	--	--	Open	11.0	40
04/24/13	4:15 PM	4550.1	0.5	159.7	Open	9.00	40	Closed	--	--
04/24/13	4:45 PM	4550.6	0.5	160.2	Closed	--	--	Open	11.0	40
04/24/13	5:15 PM	4551.1	0.5	160.7	Open	9.00	40	Closed	--	--
04/25/13	8:15 AM	4551.2	0.0	160.7	Open	9.00	40	Closed	--	--
04/25/13	8:45 AM	4551.7	0.5	161.2	Closed	--	--	Open	11.0	40
04/25/13	9:15 AM	4552.2	0.5	161.7	Open	9.00	40	Closed	--	--
04/25/13	9:45 AM	4552.7	0.5	162.2	Closed	--	--	Open	11.0	40
04/25/13	10:15 AM	4553.2	0.5	162.7	Open	9.00	40	Closed	--	--
04/25/13	10:45 AM	4553.7	0.5	163.2	Closed	--	--	Open	11.0	40
04/25/13	11:15 AM	4554.2	0.5	163.7	Open	9.00	40	Closed	--	--
04/25/13	11:45 AM	4554.7	0.5	164.2	Closed	--	--	Open	11.0	40
04/25/13	12:15 PM	4555.2	0.5	164.7	Open	9.00	40	Closed	--	--
04/25/13	12:45 PM	4555.7	0.5	165.2	Closed	--	--	Open	11.0	40
04/25/13	1:15 PM	4556.2	0.5	165.7	Open	9.00	40	Closed	--	--
04/25/13	1:45 PM	4556.7	0.5	166.2	Closed	--	--	Open	11.0	40
04/25/13	2:15 PM	4557.2	0.5	166.7	Open	9.00	40	Closed	--	--
04/25/13	2:45 PM	4557.7	0.5	167.2	Closed	--	--	Open	11.0	40
04/25/13	3:15 PM	4558.2	0.5	167.7	Open	9.00	40	Closed	--	--
04/25/13	3:45 PM	4558.7	0.5	168.2	Closed	--	--	Open	11.0	40
04/25/13	4:15 PM	4559.2	0.5	168.7	Open	9.00	40	Closed	--	--
04/25/13	4:45 PM	4559.7	0.5	169.2	Closed	--	--	Open	11.0	40
					AS-1			AS-10		
Run Time (min)=March 26- April 25 (minutes) [ T ]:					5,076			5,076		
Average flow (scfm) [ Q ]:					8.05			10.42		
Volume of sparged air (ft <sup>3</sup> ) [ V = Q x T ]:					40,860			52,914		
Average pressure (psi) [ P <sub>sparge</sub> ]:					38			29		
Air density (lb/ft <sup>3</sup> ) [ ρ <sub>sparge</sub> = ρ <sub>std</sub> x {(P <sub>sparge</sub> + P <sub>Atm</sub> ) / P <sub>Atm</sub> } ]:					0.30			0.25		
Mass of Air Injected During Event (lbs) [ M = ρ <sub>sparge</sub> x V x 0.21 ]:					2,560			2,803		

**Notes:**

scfm = Standard cubic feet per minute

psi = Pounds per square inch

NM = Not measured

-- = Not applicable

**AIR SPARGE SYSTEM OPERATIONAL DATA  
SHELL-BRANDED SERVICE STATION  
4212 FIRST STREET, PLEASANTON, CALIFORNIA**

<i>Date</i>	<i>Time</i>	<i>Hour Meter Reading (hours)</i>	<i>Sparge System Run Time (hours)</i>	<i>Cumulative Run Time (hours)</i>	<i>AS-1</i>			<i>AS-10</i>		
					<i>Valve Position (Open/Closed)</i>	<i>Flow (scfm)</i>	<i>Delivery Pressure (psi)</i>	<i>Valve Position (Open/Closed)</i>	<i>Flow (scfm)</i>	<i>Delivery Pressure (psi)</i>

\* = Flow meter malfunctioning, not able to take flow reading

$\rho_{std}$  = Air density at 60°F and  $P_{atm}$  = 0.0763 lb/ft<sup>3</sup>

$P_{atm}$  = Atmospheric pressure = 14.7 psi

a = System shut down during refueling

TABLE 3

**OBSERVATION WELL DATA  
SHELL-BRANDED SERVICE STATION  
4212 FIRST STREET, PLEASANTON, CALIFORNIA**

Date	Time (hh:mm)	Extraction		Extraction		Induced Vacuum										
		Well	Vacuum (in WC)	Well	Vacuum (in WC)	P-1 (in WC)	P-2 (in WC)	SVE-1 (in WC)	SVE-2 (in WC)	SVE-3 (in WC)	SVE-4 (in WC)	SVE-5 (in WC)	MW-1 (in WC)	MW-2 (in WC)	EW-1 (in WC)	EW-2 (in WC)
3/26/2013	10:50	MW-4	95	SVE-5	119	0.2	1.8	--	--	3.5	15.6	--	--	--	0.9	23.8
3/26/2013	18:00	MW-4	155	SVE-5	116	0.2	1.8	--	--	3.5	16.1	--	--	--	1.0	23.0
3/27/2013	8:30	MW-4	162	SVE-5	115	1.0	1.8	--	--	3.5	15.8	--	--	--	1.0	23.7
3/27/2013	17:50	MW-4	166	SVE-5	113	1.0	2.0	--	--	3.5	16.1	--	--	--	1.0	24.2
3/28/2013	9:30	MW-4	142	SVE-5	116	0.0	1.8	--	--	3.6	15.8	--	--	--	1.1	23.1
3/28/2013	18:30	MW-4	173	SVE-5	107	0.5	2.5	--	--	3.5	14.6	--	--	--	1.6	20.4
4/1/2013	9:30	SVE-5	108	EW-2	164	0.1	1.9	--	3.5	4.4	19.0	--	--	--	1.3	--
4/1/2013	17:30	SVE-5	108	EW-2	161	0.3	2.4	--	4.3	4.8	21.2	--	--	--	1.5	--
4/2/2013	8:30	SVE-5	98	MW-4	160	0.3	2.2	--	3.1	3.6	15.5	--	--	--	1.3	--
4/2/2013	18:00	SVE-5	104	MW-4	173	0.3	2.3	--	3.4	3.5	18.2	--	--	--	1.3	--
4/3/2013	9:30	SVE-4	177	EW-2	195	0.2	1.1	--	2.9	3.0	--	17.5	--	--	1.0	--
4/3/2013	14:00	SVE-4	158	EW-2	182	0.3	2.0	--	3.5	3.5	--	19.5	--	--	1.2	--
4/5/2013	16:30	SVE-4	143	EW-2	162	0.3	1.3	--	3.3	3.3	14.3	--	--	--	1.2	--
4/8/2013	15:00	SVE-2	128	SVE-3	116	4.0	4.0	--	--	--	3.0	3.0	--	--	7.0	3.0
4/8/2013	17:00	SVE-2	130	SVE-3	117	0.8	3.0	--	--	--	3.0	3.0	--	--	6.0	4.0
4/9/2013	8:15	SVE-2	132	SVE-3	116	1.0	5.0	--	--	--	4.0	4.0	--	--	7.0	6.0
4/9/2013	13:45	SVE-2	120	SVE-3	108	1.0	4.5	--	--	--	3.5	4.0	--	--	7.0	3.0
4/10/2013	14:45	SVE-2	135	MW-2	120	0.4	1.0	--	--	--	1.6	1.5	--	--	2.0	0.0
4/11/2013	--	SVE-1	--	SVE-2	--	--	--	--	--	--	--	--	--	--	--	--
4/12/2013	15:00	SVE-2	113	EW-1	123	3.8	4.0	--	--	6.5	2.4	2.4	--	--	--	3.7
4/12/2013	17:30	SVE-2	113	EW-1	123	3.9	2.7	--	--	6.3	2.2	2.0	--	--	--	--
4/16/2013	--	SVE-2	--	--	--	--	--	--	--	--	--	--	--	--	--	--
4/17/2013	15:30	SVE-2	130	MW-1	146	4.3	4.1	7.0	--	6.1	5.0	--	--	--	5.0	0.2
4/18/2013	11:30	SVE-2	103	MW-1	104	4.2	3.6	6.3	--	5.5	4.6	--	--	--	4.9	1.3
4/19/2013	14:00	SVE-2	107	MW-1	114	4.3	4.6	6.6	--	5.9	4.8	--	--	--	5.1	3.5
4/22/2013	9:45	SVE-5	95	--	--	4.0	5.0	--	5.8	5.5	16.5	--	--	--	4.6	16.4
4/23/2013	13:00	SVE-5	131	--	--	4.1	5.2	--	6.0	5.9	18.9	--	--	--	4.6	17.6
4/24/2013	11:15	SVE-2	97	EW-2	103	4.4	5.1	--	--	6.3	7.4	9.3	--	--	5.2	--
4/25/2013	14:45	SVE-2	82	SVE-4	87	4.3	4.8	--	--	5.1	--	10.4	--	--	6.1	6.9

**Notes:**

hh:mm = Hour:minute

inWC = Inches of water column

-- = Not recorded

**VAPOR ANALYTICAL DATA  
SHELL-BRANDED SERVICE STATION  
4212 FIRST STREET, PLEASANTON, CALIFORNIA**

<i>Date/Time</i>	<i>Well ID</i>	<i>TPHg (ppmv)</i>	<i>Benzene (ppmv)</i>	<i>Toluene (ppmv)</i>	<i>Ethylbenzene (ppmv)</i>	<i>Xylenes (ppmv)</i>	<i>MTBE (ppmv)</i>	<i>TBA (ppmv)</i>
4/17/2013 11:40	MW-1	390	1.5	< 0.53	< 0.46	< 1.4	< 0.55	< 66
4/17/2013 15:07	MW-1	2,800	15	< 0.53	0.56	< 1.4	< 0.55	< 66
4/18/2013 9:20	MW-1	3,100	15	< 0.53	< 0.46	< 1.4	< 0.55	< 66
4/19/2013 8:50	MW-1	1,400	2.7	< 0.53	< 0.46	< 1.4	< 0.55	< 66
4/19/2013 16:45	MW-1	6,100	38	< 0.53	1.6	< 1.4	< 0.55	< 66
4/10/2013 13:05	MW-2	< 24	< 0.63	< 0.53	< 0.46	< 1.4	< 0.55	< 66
4/10/2013 16:10	MW-2	< 24	< 0.63	< 0.53	< 0.46	< 1.4	< 0.55	< 66
3/26/2013 10:40	MW-4	720	< 0.63	< 0.53	1.2	< 1.4	< 0.55	< 66
3/26/2013 18:00	MW-4	270	< 0.63	< 0.53	1.0	< 1.4	1.9	< 66
3/27/2013 8:20	MW-4	840	< 0.63	< 0.53	1.9	1.5	4.6	< 66
3/27/2013 17:55	MW-4	760	1.2	< 0.53	3.0	3.0	11	< 66
3/28/2013 10:30	MW-4	480	< 0.63	< 0.53	1.8	1.8	3.1	< 66
3/28/2013 16:00	MW-4	700	1.4	< 1.1	2.1	< 2.8	2.8	< 130
4/2/2013 10:05	MW-4	150	< 0.63	< 0.53	0.59	< 1.4	1.1	< 66
4/2/2013 18:05	MW-4	140	< 0.63	< 0.53	0.58	< 1.4	1.9	< 66
4/12/2013 13:45	EW-1	37	< 0.63	< 0.53	< 0.46	< 1.4	< 0.55	< 66
4/12/2013 17:55	EW-1	39	< 0.63	< 0.53	< 0.46	< 1.4	< 0.55	< 66
4/1/2013 9:00	EW-2	650	0.78	< 0.53	3.1	5.9	< 0.55	< 66
4/1/2013 16:30	EW-2	460	0.66	< 0.53	3.6	8.2	< 0.55	< 66
4/3/2013 10:20	EW-2	2,300	2.4	< 0.53	3.6	7.4	< 0.55	< 66
4/5/2013 12:05	EW-2	1,400	1.7	< 0.53	2.8	6.0	< 0.55	< 66
4/5/2013 16:45	EW-2	1,000	2.2	< 0.53	3.2	7.6	0.58	< 66
4/24/2013 10:02	EW-2	250	< 0.63	< 0.53	< 0.46	1.9	< 0.55	< 66
4/24/2013 16:57	EW-2	130	< 0.63	< 0.53	< 0.46	< 1.4	0.75	< 66
4/11/2013 10:20	SVE-1	41	< 0.63	< 0.53	0.5	1.9	< 0.55	< 66
4/11/2013 14:11	SVE-1	41	< 0.63	< 0.53	0.48	1.8	< 0.55	< 66
4/8/2013 11:40	SVE-2	400	< 0.63	< 0.53	3.0	10	< 0.55	< 66
4/8/2013 15:35	SVE-2	490	0.80	< 0.53	3.9	14	< 0.55	< 66
4/9/2013 9:30	SVE-2	460	0.75	0.37	3.9	14	< 0.28	< 33
4/9/2013 16:20	SVE-2	440	0.78	0.42	4.0	14	< 0.28	< 33
4/10/2013 13:00	SVE-2	480	1.1	0.57	5.3	19	< 0.55	< 66
4/10/2013 16:05	SVE-2	310	0.78	< 0.53	3.7	13	< 0.55	< 66
4/11/2013 10:15	SVE-2	1,000	2.1	1.1	9.5	34	< 0.55	< 66
4/11/2013 14:07	SVE-2	920	1.9	1.0	8.9	32	< 0.55	< 66
4/12/2013 11:45	SVE-2	810	1.5	1.1	8.9	34	< 0.55	< 66
4/12/2013 17:45	SVE-2	740	1.3	1.0	8.8	34	< 0.55	< 66
4/16/2013 12:25	SVE-2	740	1.3	0.92	7.2	24	< 0.55	< 66
4/16/2013 17:10	SVE-2	420	0.71	0.55	4.0	14	< 0.55	< 66
4/17/2013 11:45	SVE-2	350	0.62	0.52	4.2	15	< 0.55	< 66
4/17/2013 15:15	SVE-2	590	1.2	0.75	6.3	21	< 0.55	< 66

**VAPOR ANALYTICAL DATA  
SHELL-BRANDED SERVICE STATION  
4212 FIRST STREET, PLEASANTON, CALIFORNIA**

<i>Date/Time</i>	<i>Well ID</i>	<i>TPHg (ppmv)</i>	<i>Benzene (ppmv)</i>	<i>Toluene (ppmv)</i>	<i>Ethylbenzene (ppmv)</i>	<i>Xylenes (ppmv)</i>	<i>MTBE (ppmv)</i>	<i>TBA (ppmv)</i>
4/18/2013 9:10	SVE-2	330	0.62	< 0.53	11	35	< 0.55	< 66
4/18/2013 16:10	SVE-2	440	0.86	< 0.53	3.4	11	< 0.55	< 66
4/19/2013 8:40	SVE-2	800	1.2	0.95	6.9	24	< 0.55	< 66
4/19/2013 16:40	SVE-2	800	1.5	1.0	7.1	< 1.4	< 0.55	< 66
4/24/2013 9:52	SVE-2	580	1.3	0.99	5.6	23	< 0.55	< 66
4/25/2013 10:07	SVE-2	280	< 0.63	< 0.53	2.2	9.2	< 0.55	< 66
4/24/2013 16:50	SVE-2	720	1.7	1.5	8.5	34	< 0.55	< 66
4/25/2013 17:05	SVE-2	450	0.90	0.73	3.8	16	< 0.55	< 66
4/8/2013 11:35	SVE-3	210	< 0.63	< 0.53	0.63	1.7	< 0.55	< 66
4/8/2013 15:40	SVE-3	110	< 0.63	< 0.53	< 0.46	< 1.4	< 0.55	< 66
4/9/2013 9:35	SVE-3	110	< 0.31	< 0.27	0.29	0.74	< 0.28	< 33
4/9/2013 16:25	SVE-3	79	< 0.31	< 0.27	0.28	< 1.4	< 0.28	< 33
4/3/2013 10:25	SVE-4	300	< 0.63	< 0.53	8.5	5.6	< 0.55	< 66
4/5/2013 12:00	SVE-4	320	< 0.63	< 0.53	3.2	10	< 0.55	< 66
4/5/2013 16:50	SVE-4	270	< 0.63	< 0.53	3.4	11	< 0.55	< 66
4/25/2013 9:55	SVE-4	< 24	< 0.63	< 0.53	< 0.46	< 1.4	< 0.55	< 66
4/25/2013 16:55	SVE-4	< 24	< 0.63	< 0.53	< 0.46	< 1.4	< 0.55	< 66
3/26/2013 8:15	SVE-5	200	< 0.63	< 0.53	0.59	< 1.4	< 0.55	< 66
3/26/2013 9:00	SVE-5	440	< 0.63	< 0.53	1.0	< 1.4	< 0.55	< 66
3/26/2013 18:00	SVE-5	120	< 0.63	< 0.53	0.79	< 1.4	< 0.55	< 66
3/27/2013 8:25	SVE-5	620	0.74	< 0.53	3.2	6.1	< 0.55	< 66
3/27/2013 18:00	SVE-5	460	0.76	< 0.53	3.7	8.1	< 0.55	< 66
3/28/2013 10:30	SVE-5	380	< 0.63	< 0.53	2.5	6.2	< 0.55	< 66
3/28/2013 16:00	SVE-5	220	< 0.63	< 0.53	1.8	4.8	< 0.55	< 66
4/1/2013 9:00	SVE-5	360	< 0.63	< 0.53	3.6	9.7	< 0.55	< 66
4/1/2013 16:30	SVE-5	330	< 0.63	< 0.53	4.0	12	< 0.55	< 66
4/2/2013 18:00	SVE-5	82	< 0.63	< 0.53	0.86	2.2	< 0.55	< 66
4/22/2013 9:30	SVE-5	210	< 0.63	< 0.53	< 0.46	< 1.4	< 0.55	< 66
4/22/2013 17:20	SVE-5	180	< 0.63	< 0.53	0.81	2.1	< 0.55	< 66
4/23/2013 9:45	SVE-5	300	< 0.63	< 0.53	0.81	2.3	< 0.55	< 66
4/23/2013 16:45	SVE-5	250	< 0.63	< 0.53	0.90	3.2	< 0.55	< 66
4/3/2013 13:35	SV-2	< 24	< 0.63	< 0.53	< 0.46	< 1.4	< 0.55	< 66

Notes:

TPHg = Total petroleum hydrocarbons as gasoline

MTBE = Methyl tertiary butyl ether

TBA = Tertiary butyl alcohol

ppmv = Parts per million by volume

&lt;x.xx = Not detected above the laboratory reporting limit of x.xx.

All samples analyzed by EPA method 8260 B

**WELL CONSTRUCTION DETAILS  
SHELL-BRANDED SERVICE STATION  
4212 FIRST STREET, PLEASANTON, CALIFORNIA**

<i>Well ID</i>	<i>Boring Type</i>	<i>Completion Date</i>	<i>TOC (ft MSL)</i>	<i>Total Depth (fbg)</i>	<i>Initial GW Depth (fbg)</i>	<i>Screen Diameter (inches)</i>	<i>Top of Screen (fbg)</i>	<i>Bottom of Screen (fbg)</i>	<i>Comments</i>
S-1	HSA	9/27/1985	373	30.5	Dry	3	14	28.5	Destroyed March 1990
MW-1	HSA	4/9/1999	371.20	58	42.5	2	37.5	57.5	
MW-1B	HSA	8/23/2006	371.87	108	99	4	100	108	
MW-2	HSA	1/19/2000	372.40	48	33	4	26	48	
MW-3	HSA	1/19/2000	375.05	41.5	25	4	20	35	
MW-4	HSA	8/24/2006	372.78	50	33.5	4	37	47	
EW-1	HSA	8/20/2012	372.14	24	Dry	4	10.5	20.5	
EW-2	HSA	8/20/2012	372.74	42	---	4	30	40	
SVE-1	HSA	1/14/2010	---	30	Dry	4	20	30	
SVE-2	HSA	1/12/2010	---	30	Dry	4	20	30	
SVE-3	HSA	1/12/2010	---	30	Dry	4	20	30	
SVE-4	HSA	1/13/2010	---	30	Dry	4	20	30	
SVE-5	HSA	8/21/2012	372.93	42	---	4	20	40	
AS-1	HSA	8/14/2012	373.39	48	34	2	44	46	
AS-10	HSA	1/14/2010	---	52	---	2	47	52	
OBS-1	HSA	1/13/2010	---	47	---	4	22	47	
P-1	HSA	8/21/2012	372.51	22	Dry	2	10.5	20.5	
P-2	HSA	8/22/2013	372.39	40	---	2	10	40	

Notes:

TOC = Top of casing elevation, in feet relative to mean sea level

ft = Feet

MSL = Mean sea level

fbg = Feet below grade

GW = Groundwater

HSA = Hollow-stem auger

--- = Not available

TABLE 6

INDIVIDUAL WELLS - SVE-5 MASS REMOVAL CALCULATIONS  
 SHELL-BRANDED SERVICE STATION  
 4212 FIRST STREET, PLEASANTON, CALIFORNIA

Date/Time	Hour Meter Reading	Cumulative Run Time (hours)	SVE-5																
			Casing Vacuum (inWC)	Temp (Deg F)	Flow Rate (acfm)	Flow Rate (scfm)	TPHg			Benzene			MTBE			PID			
							Conc. (ppmv)	Removal Rate (ppd)	Period Removal (lb)	Conc. (ppmv)	Removal Rate (ppd)	Period Removal (lb)	Conc. (ppmv)	Removal Rate (ppd)	Period Removal (lb)	Conc. (ppmv)	Removal Rate (ppd)	Period Removal (lb)	
3/26/13 8:15	90.4	0.0	124.1					200	10.65	0.00	< 0.63	0.03	0.00	< 0.55	0.03	0.00	614	32.71	0.00
3/26/13 8:38		0.4							10.65	0.17		0.03	0.00		0.03	0.00	746	39.74	0.63
3/26/13 8:50		0.6							23.44	0.20		0.03	0.00		0.03	0.00	1,000	53.27	0.44
3/26/13 8:53		0.6							23.44	0.05		0.03	0.00		0.03	0.00	1,180	62.86	0.13
3/26/13 9:00	91.1	0.8						440	23.44	0.11	< 0.63	0.03	0.00	< 0.55	0.03	0.00	1,990	106.01	0.52
3/26/13 9:25		1.2							23.44	0.41		0.03	0.00		0.03	0.00	1,420	75.64	1.31
3/26/13 10:05	92.1	1.8	124.0						23.44	0.65		0.03	0.00		0.03	0.00	1,026	54.65	1.52
3/26/13 10:50	92.9	2.6	119.0	80.0	240*	166			23.44	0.73		0.03	0.00		0.03	0.00	1,100	58.60	1.83
3/26/13 11:05	93.2	2.8	119.0	82.9	306*	211			29.72	0.31		0.04	0.00		0.04	0.00	980	66.20	0.69
3/26/13 11:20	93.4	3.1	121.0	88.5	302*	204			28.83	0.30		0.04	0.00		0.04	0.00	825	54.07	0.56
3/26/13 11:50	93.4	3.6	120.0	92.5	285*	192			27.11	0.56		0.04	0.00		0.03	0.00	790	48.67	1.01
3/26/13 12:30	94.1	4.3	117.0	105.0	277*	184			26.03	0.72		0.03	0.00		0.03	0.00	910	53.84	1.50
3/26/13 13:15	94.8	5.0	119.0	90.0	293*	199			28.09	0.88		0.04	0.00		0.04	0.00	795	50.76	1.59
3/26/13 14:00	95.6	5.8	117.0	75.9	283*	199			28.04	0.88		0.04	0.00		0.04	0.00	900	57.36	1.79
3/26/13 14:40	96.2	6.4	118.0	97.8	267*	179			25.33	0.70		0.03	0.00		0.03	0.00	785	45.19	1.26
3/26/13 15:20	96.9	7.1	116.0	77.3	305*	214			8.25	0.23		0.04	0.00		0.04	0.00	780	53.62	1.49
3/26/13 16:00	97.6	7.7	118.0	75.0	300*	210			8.09	0.22		0.04	0.00		0.04	0.00	700	47.21	1.31
3/26/13 16:45	98.3	8.5	117.0	76.2	284*	199			7.67	0.24		0.04	0.00		0.04	0.00	820	52.42	1.64
3/26/13 17:25	99.0	9.2	118.0	75.0	252*	177			6.80	0.19		0.03	0.00		0.03	0.00	690	39.09	1.09
3/26/13 18:00	99.6	9.8	116.0	73.4	288*	204		120	7.85	0.19	< 0.63	0.04	0.00	< 0.55	0.04	0.00	785	51.33	1.25
3/26/13 18:15	99.8	10.0								0.08			0.00			0.00			0.53
3/27/13 8:00	100.8	10.0	115.0	58.0	323*	236			46.98	0.00		0.05	0.00		0.04	0.00	950	71.99	0.00
3/27/13 8:25		10.4						620	46.98	0.82	0.74	0.05	0.00	< 0.55	0.04	0.00		71.99	1.25
3/27/13 9:10	101.8	11.2	116.0	76.0	309*	218			43.29	1.35		0.05	0.00		0.04	0.00	735	51.32	1.60
3/27/13 9:55	102.6	11.9	114.0	83.0	300*	210			41.77	1.31		0.05	0.00		0.04	0.00	750	50.53	1.58
3/27/13 10:45	103.4	12.7	114.0	86.0	287*	200			39.74	1.38		0.04	0.00		0.04	0.00	700	44.87	1.56
3/27/13 11:55	104.6	13.9	113.0	104.0	295*	199			39.68	1.93		0.04	0.00		0.04	0.00	780	49.92	2.43
3/27/13 12:45	105.5	14.7	113.0	77.0	295*	210			41.67	1.45		0.05	0.00		0.04	0.00	715	48.06	1.67
3/27/13 13:40	106.3	15.7	113.0	78.0	293*	208			41.31	1.58		0.04	0.00		0.04	0.00	775	51.64	1.97
3/27/13 14:30	107.2	16.5	113.0	80.0	280*	198			39.33	1.37		0.04	0.00		0.04	0.00	755	47.90	1.66
3/27/13 15:25	108.1	17.4	112.0	98.0	283*	194			29.18	1.11		0.04	0.00		0.04	0.00	760	47.32	1.81
3/27/13 16:15	108.9	18.2	113.0	74.0	276*	197			28.64	0.99		0.04	0.00		0.04	0.00	730	46.16	1.60
3/27/13 17:05	109.7	19.1	112.0	77.0	273*	195			29.09	1.01		0.04	0.00		0.04	0.00	740	46.19	1.60
3/27/13 17:50	110.5	19.8	113.0	73.0	274*	196			28.71	0.90		0.04	0.00		0.04	0.00	650	40.88	1.28
3/27/13 18:00		20.0						460	28.93	0.20	0.76	0.04	0.00	< 0.55	0.04	0.00		40.88	0.28
3/27/13 18:15		20.2							28.93	0.30		0.04	0.00		0.04	0.00		40.88	0.43
3/28/13 8:00	111.8	20.2	116.5	59.2	179	130			19.17	0.00		0.03	0.00		0.02	0.00	480	20.01	0.00
3/28/13 8:30	112.5	20.7	116.0	59.0	170	124			18.25	0.38		0.03	0.00		0.02	0.00	458	18.17	0.38
3/28/13 9:00	112.9	21.2	110.0	65.0	174	128			18.84	0.39		0.03	0.00		0.02	0.00	380	15.57	0.32



TABLE 6

INDIVIDUAL WELLS - SVE-5 MASS REMOVAL CALCULATIONS  
 SHELL-BRANDED SERVICE STATION  
 4212 FIRST STREET, PLEASANTON, CALIFORNIA

Date/Time	Hour Meter Reading	Cumulative Run Time (hours)	SVE-5															
			Casing Vacuum (inWC)	Temp (Deg F)	Flow Rate (acfm)	Flow Rate (scfm)	TPHg			Benzene			MTBE			PID		
							Conc. (ppmv)	Removal Rate (ppd)	Period Removal (lb)	Conc. (ppmv)	Removal Rate (ppd)	Period Removal (lb)	Conc. (ppmv)	Removal Rate (ppd)	Period Removal (lb)	Conc. (ppmv)	Removal Rate (ppd)	Period Removal (lb)
3/28/13 9:30	113.6	21.7	110.0	65.0	183	134		19.82	0.41		0.03	0.00		0.02	0.00	830	35.76	0.75
3/28/13 10:00	114.0	22.2	111.6	64.0	189	138		20.40	0.42		0.03	0.00		0.02	0.00	450	19.95	0.42
3/28/13 10:30	114.5	22.7	109.3	62.0	192	142	380	17.32	0.36	< 0.63	0.03	0.00	< 0.55	0.03	0.00	490	22.33	0.47
3/28/13 11:00	115.0	23.2	110.0	65.0	178	131		15.92	0.33		0.03	0.00		0.02	0.00	370	15.51	0.32
3/28/13 11:30	115.5	23.7	109.0	66.0	189	139		16.93	0.35		0.03	0.00		0.03	0.00	361	16.09	0.34
3/28/13 13:30	116.0	25.7	107.0	67.6	178	131		16.01	1.33		0.03	0.00		0.02	0.00	260	10.95	0.91
3/28/13 15:00	116.6	27.2	106.0	67.1	180	133		16.26	1.02		0.03	0.00		0.02	0.00	247	10.57	0.66
3/28/13 16:00	117.5	28.2	108.0	65.8	180	133	220	9.37	0.39	< 0.63	0.03	0.00	< 0.55	0.02	0.00	416	17.72	0.74
3/28/13 16:30	117.7	28.7	108.0	67.0	182	134		9.45	0.20		0.03	0.00		0.02	0.00	420	18.05	0.38
3/28/13 17:00	118.2	29.2	107.0	65.9	191	141		9.98	0.21		0.03	0.00		0.03	0.00	403	18.27	0.38
3/28/13 17:30	118.7	29.7	108.0	66.1	198	146		10.30	0.21		0.03	0.00		0.03	0.00	439	20.56	0.43
3/28/13 18:00	119.6	30.2	108.0	66.4	197	145		10.25	0.21		0.03	0.00		0.03	0.00	410	19.09	0.40
3/28/13 18:30	120.5	30.7	107.0	66.5	198	146		10.33	0.22		0.03	0.00		0.03	0.00	418	19.63	0.41
3/28/13 18:45		31.0						10.33	0.11		0.03	0.00		0.03	0.00		19.63	0.20
4/1/13 8:30		31.0	91.0	65	170	133		15.33	0.00		0.02	0.00		0.02	0.00	160	6.81	0.00
4/1/13 8:45	124.4	31.2	87.0	66	151	119		13.76	0.14		0.02	0.00		0.02	0.00	335	12.81	0.13
4/1/13 9:00	124.9	31.5	111.0	66	172	126	360	14.50	0.15	< 0.63	0.02	0.00	< 0.55	0.02	0.00	390	15.71	0.16
4/1/13 9:30	125.1	32.0	108.0	66	175	129		14.90	0.31		0.02	0.00		0.02	0.00	398	16.48	0.34
4/1/13 10:00	125.5	32.5	108.0	66	174	128		14.82	0.31		0.02	0.00		0.02	0.00	379	15.60	0.33
4/1/13 10:30	126.0	33.0	106.0	68	180	133		15.37	0.32		0.02	0.00		0.02	0.00	428	18.28	0.38
4/1/13 10:45	126.3	33.2	105.0	69	178	132		15.22	0.16		0.02	0.00		0.02	0.00	412	17.42	0.18
4/1/13 11:00	126.8	33.5	106.0	69	181	134		15.43	0.16		0.02	0.00		0.02	0.00	435	18.64	0.19
4/1/13 11:30	127.0	34.0	105.0	69	184	136		15.74	0.33		0.02	0.00		0.02	0.00	431	18.84	0.39
4/1/13 12:00	127.6	34.5	108.0	68	185	136		15.70	0.33		0.02	0.00		0.02	0.00	440	19.18	0.40
4/1/13 13:00	128.6	35.5	105.0	78	186	135		15.64	0.65		0.02	0.00		0.02	0.00	412	17.90	0.75
4/1/13 13:30	129.0	36.0	108.0	68	184	135		15.61	0.33		0.02	0.00		0.02	0.00	383	16.61	0.35
4/1/13 14:00	129.6	36.5	109.0	68	183	134		15.47	0.32		0.02	0.00		0.02	0.00	385	16.55	0.34
4/1/13 14:30	130.1	37.0	108.0	68	183	134		14.23	0.30		0.02	0.00		0.02	0.00	374	16.13	0.34
4/1/13 15:00	130.5	37.5	109.0	67	177	130		13.75	0.29		0.02	0.00		0.02	0.00	346	14.41	0.30
4/1/13 15:30	131.0	38.0	109.0	70	178	130		13.75	0.29		0.02	0.00		0.02	0.00	303	12.62	0.26
4/1/13 16:00	131.6	38.5	108.0	70	179	131		13.87	0.29		0.02	0.00		0.02	0.00	311	13.07	0.27
4/1/13 17:00	132.5	39.5	109.0	66	177	130		13.77	0.57		0.02	0.00		0.02	0.00	291	12.14	0.51
4/1/13 17:15	132.8	39.7	109.0	66	175	129		13.62	0.14		0.02	0.00		0.02	0.00	337	13.91	0.14
4/1/13 17:30	133.0	40.0	108.0	65	179	132		14.00	0.15		0.02	0.00		0.02	0.00	350	14.85	0.15
4/1/13 17:45	133.3	40.2	109.0	65	178	131	330	13.88	0.14	< 0.63	0.02	0.00	< 0.55	0.02	0.00	327	13.75	0.14
4/1/13 18:00		40.5						13.88	0.14		0.02	0.00		0.02	0.00		13.75	0.14
4/2/13 8:00			98.0	63.0	196	150		15.90	0.00		0.03	0.00		0.00	0.00	218	10.51	0.00
4/2/13 8:30	134.5	40.5	98.0	63.0	165	126		13.39	0.28		0.02	0.00		0.00	0.00	249	10.10	0.21
4/2/13 8:45		40.7	98.0	65.0	166	127		13.42	0.14		0.02	0.00		0.00	0.00	267	10.86	0.11

TABLE 6

INDIVIDUAL WELLS - SVE-5 MASS REMOVAL CALCULATIONS  
 SHELL-BRANDED SERVICE STATION  
 4212 FIRST STREET, PLEASANTON, CALIFORNIA

Date/Time	Hour Meter Reading	Cumulative Run Time (hours)	SVE-5															
			Casing Vacuum (inWC)	Temp (Deg F)	Flow Rate (acfm)	Flow Rate (scfm)	TPHg			Benzene			MTBE			PID		
							Conc. (ppmv)	Removal Rate (ppd)	Period Removal (lb)	Conc. (ppmv)	Removal Rate (ppd)	Period Removal (lb)	Conc. (ppmv)	Removal Rate (ppd)	Period Removal (lb)	Conc. (ppmv)	Removal Rate (ppd)	Period Removal (lb)
4/2/13 9:00	135.1	41.0	93.5	67.0	165	127	13.48	0.14		0.02	0.00		0.00	0.00		310	12.66	0.13
4/2/13 9:30	135.6	41.5	94.0	65.0	171	132	14.00	0.29		0.02	0.00		0.00	0.00		320	13.58	0.28
4/2/13 10:00	136.1	42.0	94.0	67.0	163	126	13.30	0.28		0.02	0.00		0.00	0.00		360	14.50	0.30
4/2/13 10:30	136.6	42.5	109.0	69.0	183	134	14.16	0.29		0.02	0.00		0.00	0.00		330	14.16	0.29
4/2/13 11:00	137.1	43.0	106.0	68.0	182	135	14.25	0.30		0.02	0.00		0.00	0.00		380	16.41	0.34
4/2/13 11:30	137.6	43.5	108.0	70.0	188	138	14.57	0.30		0.03	0.00		0.00	0.00		345	15.23	0.32
4/2/13 12:00	138.1	44.0	104.0	68.0	187	139	3.66	0.08		0.03	0.00		0.00	0.00		355	15.85	0.33
4/2/13 12:30	138.6	44.5	108.0	70.0	185	135	3.56	0.07		0.02	0.00		0.00	0.00		335	14.55	0.30
4/2/13 13:00	139.1	45.0	106.0	68.0	183	135	3.56	0.07		0.02	0.00		0.00	0.00		340	14.76	0.31
4/2/13 13:30	139.6	45.5	107.0	68.0	181	133	3.51	0.07		0.02	0.00		0.00	0.00		300	12.84	0.27
4/2/13 14:00	140.1	46.0	104.0	69.0	186	138	3.64	0.08		0.03	0.00		0.00	0.00		320	14.19	0.30
4/2/13 14:30	140.6	46.5	107.0	68.0	183	135	3.55	0.07		0.02	0.00		0.00	0.00		290	12.55	0.26
4/2/13 15:00	141.1	47.0	106.0	69.0	182	134	3.53	0.07		0.02	0.00		0.00	0.00		300	12.93	0.27
4/2/13 15:30	141.6	47.5	107.0	69.0	180	132	3.48	0.07		0.02	0.00		0.00	0.00		260	11.05	0.23
4/2/13 16:00	142.1	48.0	105.0	68.0	179	133	3.49	0.07		0.02	0.00		0.00	0.00		280	11.93	0.25
4/2/13 16:30	142.6	48.5	107.0	67.0	180	133	3.50	0.07		0.02	0.00		0.00	0.00		265	11.30	0.24
4/2/13 16:50	143.1	48.8					3.50	0.05		0.02	0.00		0.00	0.00		260	11.09	0.15
4/2/13 17:00	143.6	49.0	105.0	66.0	179	133	3.51	0.02		0.02	0.00		0.00	0.00		265	11.33	0.08
4/2/13 17:30	144.1	49.5	107.0	66.0	180	133	3.50	0.07		0.02	0.00		0.00	0.00		290	12.39	0.26
4/2/13 18:00	144.6	50.0	104.0	65.0	182	136	82	3.58	0.07	< 0.63	0.02	0.00	< 0.55	0.02	0.00	250	10.93	0.23
4/2/13 18:30		50.5						3.58	0.07		0.02	0.00		0.02	0.00		10.93	0.23
4/22/13 8:45	4523.7	50.5	92.0	70.0	141	109	7.32	0.00		0.02	0.00		0.02	0.00		156	5.44	0.00
4/22/13 9:15	4524.2	51.0	95.0	73.0	153	116	7.83	0.16		0.02	0.00		0.02	0.00		216	8.05	0.17
4/22/13 9:30		51.2					210	7.83	0.08	< 0.63	0.02	0.00	< 0.55	0.02	0.00		8.05	0.08
4/22/13 9:45	4524.7	51.5	95.0	73.0	150	114	7.67	0.08		0.02	0.00		0.02	0.00		212	7.75	0.08
4/22/13 10:15	4525.2	52.0	98.0	75.0	147	110	7.42	0.15		0.02	0.00		0.02	0.00		218	7.70	0.16
4/22/13 10:45	4525.7	52.5	130.0	65.0	218	149	10.05	0.21		0.03	0.00		0.03	0.00		178	8.52	0.18
4/22/13 11:15	4526.2	53.0	128.0	65.0	218	150	10.12	0.21		0.03	0.00		0.03	0.00		177	8.53	0.18
4/22/13 11:45	4526.7	53.5	128.0	65.0	218	150	10.12	0.21		0.03	0.00		0.03	0.00		170	8.20	0.17
4/22/13 12:15	4527.2	54.0	133.0	65.0	218	148	9.94	0.21		0.03	0.00		0.03	0.00		174	8.24	0.17
4/22/13 12:45	4527.7	54.5	133.0	64.0	218	148	9.96	0.21		0.03	0.00		0.03	0.00		171	8.11	0.17
4/22/13 13:15	4528.2	55.0	131.0	66.0	218	148	8.57	0.18		0.03	0.00		0.03	0.00		189	9.00	0.19
4/22/13 13:45	4528.7	55.5	127.0	76.0	216	146	8.45	0.18		0.03	0.00		0.03	0.00		215	10.10	0.21
4/22/13 14:15	4529.2	56.0	134.0	77.0	189	125	7.20	0.15		0.02	0.00		0.02	0.00		205	8.20	0.17
4/22/13 14:45	4529.7	56.5	133.0	77.0	198	131	7.57	0.16		0.02	0.00		0.02	0.00		214	9.00	0.19
4/22/13 15:15	4530.2	57.0	134.0	76.0	193	128	7.36	0.15		0.02	0.00		0.02	0.00		209	8.55	0.18
4/22/13 15:45	4530.7	57.5	133.0	76.0	191	127	7.31	0.15		0.02	0.00		0.02	0.00		194	7.88	0.16
4/22/13 16:15	4531.2	58.0	134.0	76.0	194	128	7.40	0.15		0.02	0.00		0.02	0.00		197	8.10	0.17
4/22/13 16:45	4531.7	58.5	134.0	74.0	190	126	7.28	0.15		0.02	0.00		0.02	0.00		193	7.80	0.16
4/22/13 17:15	4532.2	59.0	134.0	74.0	191	127	7.31	0.15		0.02	0.00		0.02	0.00		189	7.68	0.16

TABLE 6

**INDIVIDUAL WELLS - SVE-5 MASS REMOVAL CALCULATIONS  
SHELL-BRANDED SERVICE STATION  
4212 FIRST STREET, PLEASANTON, CALIFORNIA**

Date/Time	Hour Meter Reading	Cumulative Run Time (hours)	SVE-5															
			Casing Vacuum (inWC)	Temp (Deg F)	Flow Rate (acfm)	Flow Rate (scfm)	TPHg			Benzene			MTBE			PID		
							Conc. (ppmv)	Rate (ppd)	Period Removal (lb)	Conc. (ppmv)	Rate (ppd)	Period Removal (lb)	Conc. (ppmv)	Rate (ppd)	Period Removal (lb)	Conc. (ppmv)	Rate (ppd)	Period Removal (lb)
4/22/13 17:20		59.1					180	7.31	0.03	< 0.63	0.02	0.00	< 0.55	0.02	0.00		7.68	0.03
4/22/13 17:45		59.5						7.31	0.13		0.02	0.00		0.02	0.00		7.68	0.13
4/23/13 8:00	4532.5	59.5	87.0	69.0	135	106		6.12	0.00		0.02	0.00		0.02	0.00	177	6.02	0.00
4/23/13 8:30	4533.0	60.0	87.0	70.0	142	111		6.42	0.13		0.02	0.00		0.02	0.00	202	7.21	0.15
4/23/13 9:00	4533.5	60.5	88.0	72.0	147	114		6.60	0.14		0.02	0.00		0.02	0.00	196	7.19	0.15
4/23/13 9:30	4534.0	61.0	93.0	73.0	153	117		6.75	0.14		0.02	0.00		0.02	0.00	205	7.69	0.16
4/23/13 10:00	4534.5	61.5	93.0	74.0	150	114	300	11.01	0.23	< 0.63	0.02	0.00	< 0.55	0.02	0.00	209	7.67	0.16
4/23/13 10:30	4535.0	62.0	99.0	74.0	156	117		11.23	0.23		0.02	0.00		0.02	0.00	216	8.09	0.17
4/23/13 11:00	4535.5	62.5	100.0	76.0	161	120		11.51	0.24		0.02	0.00		0.02	0.00	208	7.98	0.17
4/23/13 11:30	4536.0	63.0	107.0	76.0	168	122		11.74	0.24		0.02	0.00		0.02	0.00	215	8.41	0.18
4/23/13 12:00	4536.5	63.5	114.0	76.0	175	124		11.94	0.25		0.02	0.00		0.02	0.00	203	8.08	0.17
4/23/13 12:30	4537.0	64.0	115.0	76.0	175	124		11.90	0.25		0.02	0.00		0.02	0.00	204	8.09	0.17
4/23/13 13:00	4537.5	64.5	115.0	77.0	177	125		12.02	0.25		0.02	0.00		0.02	0.00	206	8.25	0.17
4/23/13 13:30	4538.0	65.0	115.0	77.0	177	125		12.02	0.25		0.02	0.00		0.02	0.00	205	8.21	0.17
4/23/13 14:00	4538.5	65.5	120.0	77.0	180	125		12.01	0.25		0.02	0.00		0.02	0.00	192	7.69	0.16
4/23/13 14:30	4539.0	66.0	119.0	77.0	182	127		12.19	0.25		0.02	0.00		0.02	0.00	186	7.56	0.16
4/23/13 15:00	4539.5	66.5	121.0	76.0	181	125		10.05	0.21		0.02	0.00		0.02	0.00	222	8.92	0.19
4/23/13 15:30	4540.0	67.0	120.0	76.0	185	128		10.31	0.21		0.02	0.00		0.02	0.00	229	9.44	0.20
4/23/13 16:00	4540.5	67.5	121.0	75.0	180	125		10.01	0.21		0.02	0.00		0.02	0.00	227	9.09	0.19
4/23/13 16:30	4541.0	68.0	121.0	75.0	180	125		10.01	0.21		0.02	0.00		0.02	0.00	211	8.45	0.18
4/23/13 17:00	4541.5	68.5	120.0	75.0	183	127	250	10.21	0.21	< 0.63	0.02	0.00	< 0.55	0.02	0.00	219	8.95	0.19
4/23/13 17:30	4542.0	69.0	122.0	74.0	185	128		10.27	0.21		0.02	0.00		0.02	0.00	222	9.12	0.19

<b><u>Cumulative Pounds Removed (lb):</u></b>	<b>44.6</b>	<b>0.1</b>	<b>0.1</b>	<b>64.0</b>
<b><u>Average Mass Removal Rate (ppd):</u></b>	<b>14.7</b>	<b>0.0</b>	<b>0.0</b>	<b>20.6</b>
<b><u>Maximum Mass Removal Rate (ppd):</u></b>	<b>47.0</b>	<b>0.1</b>	<b>0.0</b>	<b>106.0</b>
<b><u>Ending Mass Removal Rate (ppd):</u></b>	<b>10.3</b>	<b>0.0</b>	<b>0.0</b>	<b>9.1</b>

**Notes:**

- in WC = Inches of water column
- Temp = Temperature
- Deg F = Degrees Fahrenheit
- acfm = Actual cubic feet per minute
- scfm = Standard cubic feet per minute
- TPHg = Total petroleum hydrocarbons as gasoline
- MTBE = Methyl tertiary butyl ether
- PID = Photo-ionization detector reading
- Conc = Concentration
- ppmv = parts per million volume
- ppd = Pounds per day

**INDIVIDUAL WELLS - SVE-5 MASS REMOVAL CALCULATIONS  
SHELL-BRANDED SERVICE STATION  
4212 FIRST STREET, PLEASANTON, CALIFORNIA**

Date/Time	Hour Meter Reading	Cumulative Run Time (hours)	SVE-5																	
			Casing Vacuum (inWC)	Temp (Deg F)	Flow Rate (acfm)	Flow Rate (scfm)	TPHg			Benzene			MTBE			PID				
							Removal Conc. (ppmv)	Removal Rate (ppd)	Removal Period (lb)	Removal Conc. (ppmv)	Removal Rate (ppd)	Removal Period (lb)	Removal Conc. (ppmv)	Removal Rate (ppd)	Removal Period (lb)	Removal Conc. (ppmv)	Removal Rate (ppd)	Removal Period (lb)		

lb = pounds

DTW = depth to water

fbg = Feet below grade

Blank Cell = Data not recorded or not applicable

Organic vapor analyzer used instead of PID on 3/26 and 3/27

\* = Flow meter could not measure flow. Flow estimated by subtracting the flow from MW-4 from the total system flow.

Removal/Emission Rate = C (ppmv) x Q (cfm) x (1lb-mole/386ft<sup>3</sup>) x MW (lb/lb-mole) x 60 min/hr x 24 hr/day x 10<sup>-6</sup>

where; C = concentration, Q = flow, MW= molecular weight (86 lb/lb-mole for TPHg, 78 lb/lb-mole for benzene, 86 lb/lb-mole for VOC (as hexane))

Period removal = Previous removal rate multiplied by the time interval of operation

TABLE 7

INDIVIDUAL WELLS - MW-1 MASS REMOVAL CALCULATIONS  
 SHELL-BRANDED SERVICE STATION  
 4212 FIRST STREET, PLEASANTON, CALIFORNIA

Date/Time	Hour Meter Reading	Cumulative Run Time (hours)	MW-1																
			Casing Vacuum (inWC)	Temp (Deg F)	Flow Rate (acfm)	Flow Rate (scfm)	TPHg			Benzene			MTBE			PID			
							Conc. (ppmv)	Rate (ppd)	Period (lb)	Conc. (ppmv)	Rate (ppd)	Period (lb)	Conc. (ppmv)	Rate (ppd)	Period (lb)	Conc. (ppmv)	Rate (ppd)	Period (lb)	
4/17/13 10:00	4494.0	0.0	121.0	68	10	7		0.88	0.07		0.00	0.00		0.00	0.00		300	0.68	0.00
4/17/13 10:30	4494.5	0.5	121.0	74	8	6		0.70	0.01		0.00	0.00		0.00	0.00		244	0.44	0.01
4/17/13 11:00	4495.0	1.0	121.0	76	8	6		0.69	0.01		0.00	0.00		0.00	0.00		322	0.57	0.01
4/17/13 11:30	4495.5	1.5	121.0	79	8	6	390	0.69	0.01	1.5	0.00	0.00	< 0.55	0.00	0.00		312	0.55	0.01
4/17/13 12:00	4496.0	2.0	119.0	77	11	8		0.96	0.02		0.00	0.00		0.00	0.00		319	0.78	0.02
4/17/13 12:30	4496.5	2.5	145.0	82	9	6		0.71	0.01		0.00	0.00		0.00	0.00		332	0.60	0.01
4/17/13 13:00	4497.0	3.0	145.0	84	8	5		0.63	0.01		0.00	0.00		0.00	0.00		408	0.65	0.01
4/17/13 13:30	4497.5	3.5	145.0	82	7	4		0.55	0.01		0.02	0.00		0.00	0.00		352	0.50	0.01
4/17/13 14:00	4498.0	4.0	146.0	82	7	4		0.55	0.01		0.02	0.00		0.00	0.00		488	0.68	0.01
4/17/13 14:30	4498.5	4.5	145.0	82	7	4		0.55	0.01		0.02	0.00		0.00	0.00		567	0.80	0.02
4/17/13 15:00	4499.0	5.0	147.0	82	6	4	2,800	3.35	0.07	15	0.02	0.00	< 0.55	0.00	0.00		688	0.82	0.02
4/17/13 15:30	4499.5	5.5	146.0	83	7	4		3.92	0.08		0.02	0.00		0.00	0.00		737	1.03	0.02
4/17/13 16:00	4500.0	6.0	146.0	82	8	5		4.49	0.09		0.02	0.00		0.00	0.00		752	1.21	0.03
4/17/13 16:30	4500.5	6.5	147.0	81	7	4		3.92	0.08		0.02	0.00		0.00	0.00		787	1.10	0.02
4/17/13 17:00	4501.0	7.0	147.0	79	8	5		4.50	0.09		0.02	0.00		0.00	0.00		724	1.16	0.02
4/17/13 17:30	4501.5	7.5	147.0	77	7	4		3.95	0.08		0.02	0.00		0.00	0.00		742	1.05	0.02
4/18/13 8:00	4502.4	7.5	103.0	56	8	6		6.08	0.00		0.03	0.00		0.00	0.00		162	0.32	0.00
4/18/13 8:30	4502.9	8.0	104.0	57	7	5		5.29	0.11		0.02	0.00		0.00	0.00		87	0.15	0.00
4/18/13 9:00	4503.4	8.5	107.0	79	6	4		4.31	0.09		0.02	0.00		0.00	0.00		597	0.83	0.02
4/18/13 9:30	4503.9	9.0	104.0	75	8	6	3,100	5.85	0.12	15	0.03	0.00	< 0.55	0.00	0.00		592	1.12	0.02
4/18/13 10:00	4504.4	9.5	106.0	76	8	6		5.80	0.12		0.03	0.00		0.00	0.00		703	1.31	0.03
4/18/13 10:30	4504.9	10.0	107.0	76	7	5		5.05	0.11		0.02	0.00		0.00	0.00		844	1.38	0.03
4/18/13 11:00	4505.4	10.5	107.0	77	7	5		5.05	0.11		0.02	0.00		0.00	0.00		778	1.27	0.03
4/18/13 11:30	4505.9	11.0	104.0	80	8	6		5.79	0.12		0.03	0.00		0.00	0.00		836	1.56	0.03
4/18/13 12:00	4506.4	11.5	101.0	82	7	5		5.10	0.11		0.02	0.00		0.00	0.00		544	0.89	0.02
4/18/13 12:30	4506.9	12.0	102.0	87	8	6		5.75	0.12		0.03	0.00		0.00	0.00		603	1.12	0.02
4/18/13 13:00	4507.4	12.5	103.0	88	7	5		5.01	0.10		0.02	0.00		0.00	0.00		547	0.88	0.02
4/18/13 13:30	4507.9	13.0	101.0	86	7	5		5.06	0.11		0.02	0.00		0.00	0.00		561	0.92	0.02
4/18/13 14:00	4508.4	13.5	105.0	87	7	5		4.99	0.10		0.02	0.00		0.00	0.00		447	0.72	0.01
4/18/13 14:30	4508.9	14.0	105.0	88	8	6		5.69	0.12		0.02	0.00		0.00	0.00		344	0.63	0.01
4/18/13 15:00	4509.4	14.5	107.0	88	7	5		4.94	0.10		0.02	0.00		0.00	0.00		348	0.56	0.01
4/18/13 15:30	4509.9	15.0	107.0	88	7	5		4.94	0.10		0.02	0.00		0.00	0.00		367	0.59	0.01
4/18/13 16:00	4510.4	15.5	103.0	89	6	4		4.29	0.09		0.02	0.00		0.00	0.00		423	0.58	0.01
4/18/13 16:30	4510.9	16.0	104.0	85	7	5		5.02	0.10		0.02	0.00		0.00	0.00		483	0.78	0.02
4/18/13 17:00	4511.4	16.5	101.0	82	7	5		5.10	0.11		0.02	0.00		0.00	0.00		442	0.73	0.02
4/18/13 17:30	4511.9	17.0	103.0	79	7	5		5.09	0.11		0.02	0.00		0.00	0.00		456	0.75	0.02
4/19/13 8:00	4512.9	17.0	104.0	57	8	6		2.73	0.00		0.00	0.00		0.00	0.00		94	0.18	0.00
4/19/13 8:30	4513.4	17.5	113.0	62	7	5		2.30	0.05		0.00	0.00		0.00	0.00		355	0.58	0.01
4/19/13 9:00	4513.9	18.0	112.0	67	7	5	1,400	2.28	0.05	2.7	0.00	0.00	< 0.55	0.00	0.00		679	1.11	0.02
4/19/13 9:30	4514.4	18.5	111.0	70	7	5		2.28	0.05		0.00	0.00		0.00	0.00		619	1.01	0.02

**INDIVIDUAL WELLS - MW-1 MASS REMOVAL CALCULATIONS  
SHELL-BRANDED SERVICE STATION  
4212 FIRST STREET, PLEASANTON, CALIFORNIA**

Date/Time	Hour Meter Reading	Cumulative Run Time (hours)	MW-1															
			Casing Vacuum (inWC)	Temp (Deg F)	Flow Rate (acfm)	Flow Rate (scfm)	TPHg			Benzene			MTBE			PID		
							Removal Conc. (ppmv)	Rate (ppd)	Period Removal (lb)	Removal Conc. (ppmv)	Rate (ppd)	Period Removal (lb)	Removal Conc. (ppmv)	Rate (ppd)	Period Removal (lb)	Removal Conc. (ppmv)	Rate (ppd)	Period Removal (lb)
4/19/13 10:00	4514.9	19.0	109.0	75	8	6	2.60	0.05	0.00	0.00	0.00	0.00	0.00	0.00	671	1.24	0.03	
4/19/13 10:30	4515.4	19.5	109.0	79	7	5	2.25	0.05	0.00	0.00	0.00	0.00	0.00	0.00	779	1.25	0.03	
4/19/13 11:00	4515.9	20.0	111.0	81	7	5	2.23	0.05	0.00	0.00	0.00	0.00	0.00	0.00	782	1.25	0.03	
4/19/13 11:30	4516.4	20.5	112.0	82	7	5	2.22	0.05	0.00	0.00	0.00	0.00	0.00	0.00	818	1.30	0.03	
4/19/13 12:00	4516.9	21.0	111.0	84	7	5	2.22	0.05	0.00	0.00	0.00	0.00	0.00	0.00	622	0.99	0.02	
4/19/13 12:30	4517.4	21.5	109.0	84	7	5	2.23	0.05	0.00	0.00	0.00	0.00	0.00	0.00	706	1.13	0.02	
4/19/13 13:00	4517.9	22.0	110.0	85	8	6	11.07	0.23	0.06	0.00	0.00	0.00	0.00	0.00	684	1.24	0.03	
4/19/13 13:30	4518.4	22.5	115.0	85	7	5	9.52	0.20	0.05	0.00	0.00	0.00	0.00	0.00	693	1.08	0.02	
4/19/13 14:00	4518.9	23.0	114.0	85	7	5	9.55	0.20	0.05	0.00	0.00	0.00	0.00	0.00	679	1.06	0.02	
4/19/13 14:30	4519.4	23.5	116.0	86	7	5	9.47	0.20	0.05	0.00	0.00	0.00	0.00	0.00	682	1.06	0.02	
4/19/13 15:00	4519.9	24.0	118.0	86	8	5	10.75	0.22	0.06	0.00	0.00	0.00	0.00	0.00	679	1.20	0.02	
4/19/13 15:30	4520.4	24.5	116.0	86	8	6	10.82	0.23	0.06	0.00	0.00	0.00	0.00	0.00	656	1.16	0.02	
4/19/13 16:00	4520.9	25.0	115.0	84	7	5	9.54	0.20	0.05	0.00	0.00	0.00	0.00	0.00	688	1.08	0.02	
4/19/13 16:30	4521.4	25.5	116.0	82	7	5	9.54	0.20	0.05	0.00	0.00	0.00	0.00	0.00	721	1.13	0.02	
4/19/13 17:00	4521.9	26.0	115.0	80	7	5	6,100	9.61	0.20	38	0.05	0.00	< 0.55	0.00	0.00	697	1.10	0.02
4/19/13 17:30	4522.4	26.5	116.0	79	7	5	9.59	0.20	0.05	0.00	0.00	0.00	0.00	0.00	719	1.13	0.02	

<b>Cumulative Pounds Removed (lb):</b>	<b>5.2</b>	<b>0.0</b>	<b>0.0</b>	<b>1.0</b>
<b>Average Mass Removal Rate (ppd):</b>	<b>4.6</b>	<b>0.0</b>	<b>0.0</b>	<b>0.9</b>
<b>Maximum Mass Removal Rate (ppd):</b>	<b>11.1</b>	<b>0.1</b>	<b>0.0</b>	<b>1.6</b>
<b>Ending Mass Removal Rate (ppd):</b>	<b>9.6</b>	<b>0.1</b>	<b>0.0</b>	<b>1.1</b>

**Notes:**

- in WC = Inches of water column
- Temp = Temperature
- Deg F = Degrees Fahrenheit
- acfm = Actual cubic feet per minute
- scfm = Standard cubic feet per minute
- TPHg = Total petroleum hydrocarbons as gasoline
- MTBE = Methyl tertiary-butyl ether
- PID = Photo-ionization detector reading
- Conc. = Concentration
- ppmv = Parts per million volume
- ppd = Pounds per day
- lb = Pounds
- DTW = Depth to water
- fbg = Feet below grade
- Blank Cell = Data not recorded or not applicable

Removal/Emission Rate = C (ppmv) x Q (cfm) x (1lb-mole/386ft3) x MW (lb/lb-mole) x 60 min/hr x 24 hr/day x 10<sup>-6</sup>  
 where; C = concentration, Q = flow, MW= molecular weight (86 lb/lb-mole for TPHg, 78 lb/lb-mole for benzene, 86 lb/lb-mole for VOC (as hexane))  
 Period removal = Previous removal rate multiplied by the time interval of operation

TABLE 8

INDIVIDUAL WELLS - MW-2 MASS REMOVAL CALCULATIONS  
 SHELL-BRANDED SERVICE STATION  
 4212 FIRST STREET, PLEASANTON, CALIFORNIA

Date/Time	Hour Meter Reading	Cumulative Run time (hours)	MW-2																		
			Casing Vacuum (inWC)	Temp (Deg F)	Flow Rate (acfm)	Flow Rate (scfm)	TPHg			Benzene			MTBE			PID					
							Conc. (ppmv)	Removal Rate (ppd)	Period Removal (lb)	Conc. (ppmv)	Removal Rate (ppd)	Period Removal (lb)	Conc. (ppmv)	Removal Rate (ppd)	Period Removal (lb)	Conc. (ppmv)	Removal Rate (ppd)	Period Removal (lb)			
4/10/13 10:15	183.5	0.0	136.0	74	63	41		0.32	0.00		0.01	0.00		0.01	0.00		0.01	0.00	111	2.24	0.00
4/10/13 10:45	184.0	0.5	133.0	78	62	41		0.32	0.01		0.01	0.00		0.01	0.00		0.01	0.00	57	1.13	0.02
4/10/13 11:15	184.5	1.0	131.0	80	62	41		0.32	0.01		0.01	0.00		0.01	0.00		0.01	0.00	100	1.99	0.04
4/10/13 11:45	185.0	1.5	126.0	86	65	43		0.33	0.01		0.01	0.00		0.01	0.00		0.01	0.00	69	1.44	0.03
4/10/13 12:15	185.5	2.0	124.0	85	65	44		0.34	0.01		0.01	0.00		0.01	0.00		0.01	0.00	97	2.02	0.04
4/10/13 12:45	186.0	2.5	122.0	87	66	45		0.34	0.01		0.01	0.00		0.01	0.00		0.01	0.00	96	2.03	0.04
4/10/13 13:15	186.5	3.0	122.0	87	67	45	< 24	0.35	0.01	< 0.63	0.01	0.00	< 0.55	0.01	0.00		0.01	0.00	77	1.66	0.03
4/10/13 13:45	187.0	3.5	120.0	88	67	46		0.35	0.01		0.01	0.00		0.01	0.00		0.01	0.00	142	3.05	0.06
4/10/13 14:15	187.5	4.0	121.0	88	69	47		0.36	0.01		0.01	0.00		0.01	0.00		0.01	0.00	103	2.28	0.05
4/10/13 14:45	188.0	4.5	120.0	88	68	46		0.36	0.01		0.01	0.00		0.01	0.00		0.01	0.00	130	2.84	0.06
4/10/13 15:15	188.5	5.0	118.0	88	70	48		0.37	0.01		0.01	0.00		0.01	0.00		0.01	0.00	99	2.22	0.05
4/10/13 15:45	189.0	5.5	119.0	87	69	47		0.36	0.01		0.01	0.00		0.01	0.00		0.01	0.00	116	2.57	0.05
4/10/13 16:15	189.5	6.0	119.0	85	70	48	< 24	0.37	0.01	< 0.63	0.01	0.00	< 0.55	0.01	0.00		0.01	0.00	95	2.13	0.04
4/10/13 16:45	190.0	6.5	115.0	69	85	61		0.47	0.01		0.01	0.00		0.01	0.00		0.01	0.00	87	2.37	0.05
4/10/13 17:15	190.5	7.0	118.0	83	70	48		0.37	0.01		0.01	0.00		0.01	0.00		0.01	0.00	129	2.90	0.06
4/10/13 17:45	191.0	7.5	116.0	83	70	49		0.37	0.01		0.01	0.00		0.01	0.00		0.01	0.00	103	2.31	0.05
4/10/13 18:15		8.0						0.37	0.01		0.01	0.00		0.01	0.00					2.31	0.05
4/12/13 10:00	203.9	8.0	211.0	63	13	6		0.05	0.00		0.00	0.00		0.00	0.00		0.00	0.00	109	0.45	0.00
4/12/13 10:30	204.4	8.5	213.0	68	9	4		0.03	0.00		0.00	0.00		0.00	0.00		0.00	0.00	85	0.25	0.01
4/12/13 11:00	204.9	9.0	214.0	71	8	4		0.03	0.00		0.00	0.00		0.00	0.00		0.00	0.00	103	0.26	0.01
4/12/13 11:30	205.4	9.5						0.03	0.00		0.00	0.00		0.00	0.00					0.26	0.01

<b>Cumulative Pounds Removed (lb):</b>	<b>0.1</b>	<b>0.0</b>	<b>0.0</b>	<b>0.8</b>
<b>Average Mass Removal Rate (ppd):</b>	<b>0.3</b>	<b>0.0</b>	<b>0.0</b>	<b>1.8</b>
<b>Maximum Mass Removal Rate (ppd):</b>	<b>0.5</b>	<b>0.0</b>	<b>0.0</b>	<b>3.1</b>
<b>Ending Mass Removal Rate (ppd):</b>	<b>0.0</b>	<b>0.0</b>	<b>0.0</b>	<b>0.3</b>

**Notes:**  
 in WC = Inches of water column  
 Temp = Temperature  
 Deg F = Degrees Fahrenheit  
 acfm = Actual cubic feet per minute  
 scfm = Standard cubic feet per minute  
 TPHg = Total petroleum hydrocarbons as gasoline  
 MTBE = Methyl tertiary-butyl ether  
 PID = Photo-ionization detector reading  
 Conc. = Concentration  
 ppmv = Parts per million volume  
 ppd = Pounds per day  
 lb = Pounds  
 DTW = Depth to water  
 fbg = Feet below grade

**INDIVIDUAL WELLS - MW-2 MASS REMOVAL CALCULATIONS  
SHELL-BRANDED SERVICE STATION  
4212 FIRST STREET, PLEASANTON, CALIFORNIA**

Date/Time	Hour Meter Reading	Cumulative Run time (hours)	MW-2															
			Casing Vacuum (inWC)	Temp (Deg F)	Flow Rate (acfm)	Flow Rate (scfm)	TPHg			Benzene			MTBE			PID		
							Conc. (ppmv)	Removal Rate (ppd)	Period Removal (lb)	Conc. (ppmv)	Removal Rate (ppd)	Period Removal (lb)	Conc. (ppmv)	Removal Rate (ppd)	Period Removal (lb)	Conc. (ppmv)	Removal Rate (ppd)	Period Removal (lb)

Blank Cell = Data not recorded or not applicable

Removal/Emission Rate = C (ppmv) x Q (cfm) x (1lb-mole/386ft3) x MW (lb/lb-mole) x 60 min/hr x 24 hr/day x 10<sup>-6</sup>

where; C = concentration, Q = flow, MW= molecular weight (86 lb/lb-mole for TPHg, 78 lb/lb-mole for benzene, 86 lb/lb-mole for VOC (as hexane))

Period removal = Previous removal rate multiplied by the time interval of operation



TABLE 9

INDIVIDUAL WELLS - MW-4 MASS REMOVAL CALCULATIONS  
 SHELL-BRANDED SERVICE STATION  
 4212 FIRST STREET, PLEASANTON, CALIFORNIA

Date/Time	Hour Meter Reading	Cumulative Run Time (hours)	MW-4																	
			Casing Vacuum (inWC)	Temp (Deg F)	Flow Rate (acfm)	Flow Rate (scfm)	TPHg			Benzene			MTBE			PID				
							Conc. (ppmv)	Removal Rate (ppd)	Period Removal (lb)	Conc. (ppmv)	Removal Rate (ppd)	Period Removal (lb)	Conc. (ppmv)	Removal Rate (ppd)	Period Removal (lb)	Conc. (ppmv)	Removal Rate (ppd)	Period Removal (lb)		
3/26/13 8:15	91.0	0.0	195.0			45		9.19	0.00			0.01				0.01	0.00		51.07	0.00
3/26/13 8:38		0.4						9.19	0.15			0.01				0.01	0.00		51.07	0.82
3/26/13 8:50		0.6						9.19	0.08			0.01				0.01	0.00		51.07	0.43
3/26/13 8:53		0.6						9.19	0.02			0.01				0.01	0.00	4,000	51.07	0.11
3/26/13 10:26		2.2	162.0	67	66	40		9.19	0.59			0.01				0.01	0.00	210	2.68	0.17
3/26/13 10:37		2.4						9.19	0.07			0.01				0.01	0.00	2,560	32.69	0.25
3/26/13 10:40		2.4					720	9.19	0.02	< 0.63		0.01		< 0.55		0.01	0.00	2,550	32.56	0.07
3/26/13 10:45		2.5	92.0		40	36		8.21	0.03			0.01	0.00			0.01	0.00		29.07	0.10
3/26/13 10:50	93.6	2.6	95.0	83	82	61		14.13	0.05			0.01	0.00			0.01	0.00	1,500	29.43	0.10
3/26/13 11:05		2.8	161.0	85	21	12		2.84	0.03			0.00	0.00			0.00	0.00	800	3.16	0.03
3/26/13 11:20	93.4	3.1	185.0	90	20	10		2.42	0.03			0.00	0.00			0.00	0.00	1,500	5.04	0.05
3/26/13 11:50	93.9	3.6	182.0	100	25	13		3.01	0.06			0.00	0.00			0.00	0.00	885	3.70	0.08
3/26/13 12:30	94.6	4.3	152.0	101	37	22		5.04	0.14			0.00	0.00			0.00	0.00	1,225	8.57	0.24
3/26/13 13:15	95.3	5.0	177.0	93	29	16		1.36	0.04			0.00	0.00			0.00	0.00	1,050	5.27	0.16
3/26/13 14:00	96.1	5.8	153.0	76	42	26		2.24	0.07			0.00	0.00			0.00	0.00	1,140	9.44	0.29
3/26/13 14:40	96.7	6.4	170.0	93	64	36		3.08	0.09			0.01	0.00			0.01	0.00	1,000	11.42	0.32
3/26/13 15:20	97.4	7.1	155.0	77	21	13		1.11	0.03			0.00	0.00			0.00	0.00	990	4.06	0.11
3/26/13 16:00	98.1	7.7	175.0	75	23	13		1.12	0.03			0.00	0.00			0.00	0.00	800	3.32	0.09
3/26/13 16:45	98.8	8.5	156.0	76	29	18		1.53	0.05			0.00	0.00			0.00	0.00	1,050	5.94	0.19
3/26/13 17:25	99.5	9.2	175.0	75	46	26		2.24	0.06			0.00	0.00			0.00	0.00	950	7.88	0.22
3/26/13 18:00	100.1	9.8	155.0	74	25	15	270	1.33	0.03	< 0.63		0.00	0.00	1.9		0.01	0.00	1,130	5.55	0.13
3/27/13 8:00	100.8	9.8	162.0	56	26	16		4.32	0.00			0.00	0.00			0.02	0.00	1,550	7.96	0.00
3/27/13 8:20		10.1					840	4.32	0.06	< 0.63		0.00	0.00	4.6		0.02	0.00		7.96	0.11
3/27/13 9:10	101.8	10.9	180.0	78	24	13		3.54	0.12			0.00	0.00			0.02	0.00	1,180	4.97	0.17
3/27/13 9:55	102.6	11.7	156.0	91	30	18		4.78	0.15			0.00	0.00			0.03	0.00	880	5.00	0.16
3/27/13 10:45	103.4	12.5	174.0	92	27	15		3.98	0.14			0.00	0.00			0.02	0.00	945	4.48	0.16
3/27/13 11:55	104.6	13.7	156.0	97	22	13		3.47	0.17			0.00	0.00			0.02	0.00	945	3.90	0.19
3/27/13 12:45	105.5	14.5	168.0	79	21	12		3.25	0.11			0.00	0.00			0.02	0.00	945	3.66	0.13
3/27/13 13:40	106.3	15.4	156.0	77	25	15		4.08	0.16			0.00	0.00			0.02	0.00	935	4.55	0.17
3/27/13 14:30	107.2	16.2	167.0	80	36	21		5.59	0.19			0.00	0.00			0.03	0.00	1,175	7.82	0.27
3/27/13 15:25	108.1	17.2	157.0	79	33	20		5.35	0.20			0.00	0.00			0.03	0.00	1,115	7.10	0.27
3/27/13 16:15	108.9	18.0	167.0	74	34	20		5.34	0.19			0.00	0.00			0.03	0.00	1,290	8.20	0.28
3/27/13 17:05	109.7	18.8	155.0	78	37	22		6.06	0.21			0.00	0.00			0.03	0.00	1,180	8.51	0.30
3/27/13 17:50	110.5	19.6	166.0	73	40	23		6.32	0.20			0.00	0.00			0.04	0.00	1,195	8.99	0.28
3/27/13 17:55		19.7					760	5.72	0.02	1.2		0.01	0.00	11		0.08	0.00			
3/28/13 8:00	111.8	19.7	191.2	59	65	35		5.40	0.00			0.01	0.00			0.04	0.00	1,310	14.73	0.00

TABLE 9

INDIVIDUAL WELLS - MW-4 MASS REMOVAL CALCULATIONS  
 SHELL-BRANDED SERVICE STATION  
 4212 FIRST STREET, PLEASANTON, CALIFORNIA

Date/Time	Hour Meter Reading	Cumulative Run Time (hours)	MW-4																	
			Casing Vacuum (inWC)	Temp (Deg F)	Flow Rate (acfm)	Flow Rate (scfm)	TPHg			Benzene			MTBE			PID				
							Conc. (ppmv)	Removal Rate (ppd)	Period Removal (lb)	Conc. (ppmv)	Removal Rate (ppd)	Period Removal (lb)	Conc. (ppmv)	Removal Rate (ppd)	Period Removal (lb)	Conc. (ppmv)	Removal Rate (ppd)	Period Removal (lb)		
3/28/13 8:30	112.5	20.2	190.0	59	18	10		1.50	0.03			0.00	0.00			0.01	0.00	1,485	4.65	0.10
3/28/13 9:00	112.9	20.7	165.0	66	18	11		1.65	0.03			0.00	0.00			0.01	0.00	1,230	4.24	0.09
3/28/13 9:30	113.6	21.2	142.0	64	19	12		1.92	0.04			0.00	0.00			0.01	0.00	1,325	5.30	0.11
3/28/13 10:00	114.0	21.7	165.0	65	19	11		1.75	0.04			0.00	0.00			0.01	0.00	1,150	4.19	0.09
3/28/13 10:30	114.5	22.2	144.0	65	20	13	480	2.00	0.04		< 0.63	0.00	0.00	3.1	0.01	0.00	891	3.72	0.08	
3/28/13 11:00	115.0	22.7	162.0	72	15	9		1.37	0.03			0.00	0.00			0.01	0.00	840	2.40	0.05
3/28/13 11:30	115.5	23.2	142.0	75	18	11		1.73	0.04			0.00	0.00			0.01	0.00	495	1.79	0.04
3/28/13 13:30	116.0	25.2	164.5	85	21	12		1.88	0.16			0.00	0.00			0.01	0.00	332	1.30	0.11
3/28/13 15:00	116.6	26.7	176.0	80	15	8		1.27	0.08			0.00	0.00			0.01	0.00	326	0.86	0.05
3/28/13 16:00	117.5	27.7	173.0	76	18	10	700	2.34	0.10		1.4	0.00	0.00	2.8	0.01	0.00	543	1.81	0.08	
3/28/13 16:30	117.7	28.2	166.0	76	19	11		2.44	0.05			0.00	0.00			0.01	0.00	584	2.03	0.04
3/28/13 17:00	118.2	28.7	173.0	77	14	8		1.73	0.04			0.00	0.00			0.01	0.00	637	1.57	0.03
3/28/13 17:30	118.7	29.2	169.0	75	18	10		2.27	0.05			0.00	0.00			0.01	0.00	645	2.09	0.04
3/28/13 18:00	119.6	29.7	174.0	75	18	10		2.25	0.05			0.00	0.00			0.01	0.00	707	2.27	0.05
3/28/13 18:30	120.5	30.2	173.0	75	17	10		2.19	0.05			0.00	0.00			0.01	0.00	715	2.24	0.05
3/28/13 18:45		30.4						2.19	0.02			0.00	0.00			0.01	0.00		2.24	0.02
4/2/13 8:00		30.4	160.0	53	13	8		0.39	0.00			0.00	0.00			0.00	0.00	261	0.68	0.00
4/2/13 8:30	134.5	30.9	160.0	59	11	7		0.33	0.01			0.00	0.00			0.00	0.00	1,200	2.61	0.05
4/2/13 8:45		31.2	155.0	57	10	6		0.30	0.00			0.00	0.00			0.00	0.00	1,265	2.57	0.03
4/2/13 9:00	135.1	31.4	150.0	62	21	13		0.65	0.01			0.00	0.00			0.00	0.00	710	3.05	0.03
4/2/13 9:30	135.6	31.9	145.0	65	12	8		0.37	0.01			0.00	0.00			0.00	0.00	830	2.07	0.04
4/2/13 10:00	136.1	32.4	145.0	69	17	11	150	0.53	0.01		< 0.63	0.00	0.00	1.1	0.00	0.00	570	2.00	0.04	
4/2/13 10:30	136.6	32.9	180.0	69	15	8		0.40	0.01			0.00	0.00			0.00	0.00	450	1.21	0.03
4/2/13 11:00	137.1	33.4	173.0	79	26	15		0.70	0.01			0.00	0.00			0.01	0.00	450	2.11	0.04
4/2/13 11:30	137.6	33.9	178.0	81	15	8		0.40	0.01			0.00	0.00			0.00	0.00	470	1.24	0.03
4/2/13 12:00	138.1	34.4	171.0	82	24	14		0.65	0.01			0.00	0.00			0.00	0.00	450	1.96	0.04
4/2/13 12:30	138.6	34.9	180.0	84	16	9		0.42	0.01			0.00	0.00			0.00	0.00	420	1.17	0.02
4/2/13 13:00	139.1	35.4	173.0	82	21	12		0.57	0.01			0.00	0.00			0.00	0.00	435	1.64	0.03
4/2/13 13:30	139.6	35.9	178.0	84	15	8		0.39	0.01			0.00	0.00			0.00	0.00	390	1.02	0.02
4/2/13 14:00	140.1	36.4	175.0	82	22	12		0.55	0.01			0.00	0.00			0.01	0.00	375	1.47	0.03
4/2/13 14:30	140.6	36.9	182.0	82	13	7		0.31	0.01			0.00	0.00			0.00	0.00	365	0.82	0.02
4/2/13 15:00	141.1	37.4	174.0	80	20	11		0.50	0.01			0.00	0.00			0.01	0.00	370	1.33	0.03
4/2/13 15:30	141.6	37.9	179.0	78	14	8		0.35	0.01			0.00	0.00			0.00	0.00	400	0.99	0.02
4/2/13 16:00	142.1	38.4	174.0	78	14	8		0.35	0.01			0.00	0.00			0.00	0.00	600	1.51	0.03
4/2/13 16:30	142.6	38.9	179.0	75	14	8		0.35	0.01			0.00	0.00			0.00	0.00	380	0.94	0.02
4/2/13 16:50	143.1	39.2						0.35	0.00			0.00	0.00			0.00	0.00	375	0.93	0.01
4/2/13 17:00	143.6	39.4	174.0	72	23	13		0.59	0.00			0.00	0.00			0.01	0.00	770	3.23	0.02

**INDIVIDUAL WELLS - MW-4 MASS REMOVAL CALCULATIONS  
SHELL-BRANDED SERVICE STATION  
4212 FIRST STREET, PLEASANTON, CALIFORNIA**

Date/Time	Hour Meter Reading	Cumulative Run Time (hours)	MW-4																
			Casing Vacuum (inWC)	Temp (Deg F)	Flow Rate (acfm)	Flow Rate (scfm)	TPHg			Benzene			MTBE			PID			
							Conc. (ppmv)	Removal Rate (ppd)	Period Removal (lb)	Conc. (ppmv)	Removal Rate (ppd)	Period Removal (lb)	Conc. (ppmv)	Removal Rate (ppd)	Period Removal (lb)	Conc. (ppmv)	Removal Rate (ppd)	Period Removal (lb)	
4/2/13 17:30	144.1	39.9	179.0	72	13	7	140	0.32	0.01	< 0.63	0.00	0.00	1.9	0.00	0.00	400	0.93	0.02	
4/2/13 18:00	144.6	40.4	173.0	70	21	12		0.54	0.01		0.00	0.00		0.01	0.00	350	1.35	0.03	
4/2/13 18:30		40.9						0.54	0.01		0.00	0.00		0.01	0.00		1.35	0.03	

<b><u>Cumulative Pounds Removed (lb):</u></b>	<b>4.6</b>	<b>0.0</b>	<b>0.0</b>	<b>8.1</b>
<b><u>Average Mass Removal Rate (ppd):</u></b>	<b>3.0</b>	<b>0.0</b>	<b>0.0</b>	<b>7.8</b>
<b><u>Maximum Mass Removal Rate (ppd):</u></b>	<b>14.1</b>	<b>0.0</b>	<b>0.1</b>	<b>51.1</b>
<b><u>Ending Mass Removal Rate (ppd):</u></b>	<b>0.5</b>	<b>0.0</b>	<b>0.0</b>	<b>1.4</b>

**Notes:**

- in WC = Inches of water column
- Temp = Temperature
- Deg F = Degrees Fahrenheit
- acfm = Actual cubic feet per minute
- scfm = Standard cubic feet per minute
- TPHg = Total petroleum hydrocarbons as gasoline
- MTBE = Methyl tertiary-butyl ether
- PID = Photo-ionization detector reading
- Conc. = Concentration
- ppmv = Parts per million volume
- ppd = Pounds per day
- lb = Pounds
- DTW = Depth to water
- fbg = Feet below grade
- Blank Cell = Data not recorded or not applicable
- Organic Vapor Analyzer used instead of PID on 3/26 and 3/27

Removal/Emission Rate = C (ppmv) × Q (cfm) × (1lb-mole/386ft<sup>3</sup>) × MW (lb/lb-mole) × 60 min/hr × 24 hr/day × 10<sup>-6</sup>  
 where; C = concentration, Q = flow, MW= molecular weight (86 lb/lb-mole for TPHg, 78 lb/lb-mole for benzene, 86 lb/lb-mole for VOC (as hexane))  
 Period removal = Previous removal rate multiplied by the time interval of operation

**INDIVIDUAL WELLS - EW-1 MASS REMOVAL CALCULATIONS  
SHELL-BRANDED SERVICE STATION  
4212 FIRST STREET, PLEASANTON, CALIFORNIA**

Date/Time	Hour Meter Reading	Cumulative Run Time (hours)	EW-1															
			Casing Vacuum (inWC)	Temp (Deg F)	Flow Rate (acfm)	Flow Rate (scfm)	TPHg			Benzene			MTBE			PID		
							Conc. (ppmv)	Rate (ppd)	Removal (lb)	Conc. (ppmv)	Rate (ppd)	Removal (lb)	Conc. (ppmv)	Rate (ppd)	Removal (lb)	Conc. (ppmv)	Rate (ppd)	Removal (lb)
4/12/13 13:00	206.8	0.0	129.0	82	101	67	0.80	0.00		0.01	0.00		0.01	0.00		150	3.23	0.00
4/12/13 13:30	207.4	0.5	126.0	81	105	71	0.84	0.02		0.01	0.00		0.01	0.00		140	3.18	0.07
4/12/13 14:00	207.8	1.0	125.0	81	106	72	37 0.85	0.02	< 0.63	0.01	0.00	< 0.55	0.01	0.00		186	4.28	0.09
4/12/13 14:30	208.3	1.5	124.0	81	109	74	0.88	0.02		0.01	0.00		0.01	0.00		167	3.96	0.08
4/12/13 15:00	208.8	2.0	123.0	80	107	73	0.87	0.02		0.01	0.00		0.01	0.00		175	4.10	0.09
4/12/13 15:30	209.3	2.5	123.0	80	107	73	0.87	0.02		0.01	0.00		0.01	0.00		153	3.58	0.07
4/12/13 16:00	209.8	3.0	123.0	80	106	72	0.90	0.02		0.01	0.00		0.01	0.00		151	3.50	0.07
4/12/13 16:30	210.3	3.5	123.0	78	109	75	0.93	0.02		0.01	0.00		0.01	0.00		148	3.54	0.07
4/12/13 17:00	210.8	4.0	123.0	75	108	74	0.93	0.02		0.01	0.00		0.01	0.00		142	3.39	0.07
4/12/13 17:30	211.3	4.5	123.0	73	108	75	0.93	0.02		0.01	0.00		0.01	0.00		156	3.74	0.08
4/12/13 18:00		5.0					39 0.93	0.02	< 0.63	0.01	0.00	< 0.55	0.01	0.00		3.74	0.08	

<b><u>Cumulative Pounds Removed (lb):</u></b>	<b>0.2</b>	<b>0.0</b>	<b>0.0</b>	<b>0.8</b>
<b><u>Average Mass Removal Rate (ppd):</u></b>	<b>0.9</b>	<b>0.0</b>	<b>0.0</b>	<b>3.7</b>
<b><u>Maximum Mass Removal Rate (ppd):</u></b>	<b>0.9</b>	<b>0.0</b>	<b>0.0</b>	<b>4.3</b>
<b><u>Ending Mass Removal Rate (ppd):</u></b>	<b>0.9</b>	<b>0.0</b>	<b>0.0</b>	<b>3.7</b>

**Notes:**

- in WC = Inches of water column
- Temp = Temperature
- Deg F = Degrees Fahrenheit
- acfm = Actual cubic feet per minute
- scfm = Standard cubic feet per minute
- TPHg = Total petroleum hydrocarbons as gasoline
- MTBE = Methyl tertiary-butyl ether
- PID = Photo-ionization detector reading
- Conc. = Concentration
- ppmv = Parts per million volume
- ppd = Pounds per day
- lb = Pounds
- DTW = Depth to water
- fbg = Feet below grade
- Blank Cell = Data not recorded or not applicable

Removal/Emission Rate = C (ppmv) x Q (cfm) x (1lb-mole/386ft3) x MW (lb/lb-mole) x 60 min/hr x 24 hr/day x 10<sup>-6</sup>  
 where; C = concentration, Q = flow, MW= molecular weight (86 lb/lb-mole for TPHg, 78 lb/lb-mole for benzene, 86 lb/lb-mole for VOC (as hexane))  
 Period removal = Previous removal rate multiplied by the time interval of operation

TABLE 11

INDIVIDUAL WELLS - EW-2 MASS REMOVAL CALCULATIONS  
 SHELL-BRANDED SERVICE STATION  
 4212 FIRST STREET, PLEASANTON, CALIFORNIA

Date/Time	Hour Meter Reading	Cumulative Run Time (hours)	EW-2																
			Casing Vacuum (inWC)	Temp. (Deg F)	Flow Rate (acfm)	Flow Rate (scfm)	TPHg			Benzene			MTBE			PID			
							Conc. (ppmv)	Rate (ppd)	Period Removal (lb)	Conc. (ppmv)	Rate (ppd)	Period Removal (lb)	Conc. (ppmv)	Rate (ppd)	Period Removal (lb)	Conc. (ppmv)	Rate (ppd)	Period Removal (lb)	
4/1/13 8:45	124.4	0.0	117.0	66.0	37	26		5.52	0.00			0.01	0.00		0.00	0.00	870	7.39	0.00
4/1/13 9:00	124.9	0.2	165.0	66.0	44	26	650	5.48	0.06	0.78	0.01	0.00	< 0.55	0.00	0.00	770	6.49	0.07	
4/1/13 9:30	125.1	0.8	164.0	66.0	47	28		5.87	0.12		0.01	0.00		0.01	0.00	1,480	13.37	0.28	
4/1/13 10:00	125.5	1.2	161.0	66.0	45	27		5.69	0.12		0.01	0.00		0.00	0.00	1,475	12.92	0.27	
4/1/13 10:30	126.0	1.7	158.0	69.0	53	32		6.75	0.14		0.01	0.00		0.01	0.00	800	8.31	0.17	
4/1/13 10:45	126.3	2.0	159.0	69.0	44	27		5.58	0.06		0.01	0.00		0.00	0.00	660	5.67	0.06	
4/1/13 11:00	126.8	2.3	159.0	69.0	48	29		6.09	0.06		0.01	0.00		0.01	0.00	790	7.40	0.08	
4/1/13 11:30	127.0	2.7	159.0	69.0	50	30		6.34	0.13		0.01	0.00		0.01	0.00	751	7.33	0.15	
4/1/13 12:00	127.6	3.2	161.0	68.0	45	27		4.01	0.08		0.01	0.00		0.00	0.00	578	5.04	0.11	
4/1/13 13:00	128.6	4.2	156.0	78.0	46	28		4.11	0.17		0.01	0.00		0.01	0.00	673	6.01	0.25	
4/1/13 13:30	129.0	4.7	163.0	68.0	43	26		3.80	0.08		0.00	0.00		0.00	0.00	505	4.18	0.09	
4/1/13 14:00	129.6	5.3	160.0	68.0	44	27		3.94	0.08		0.01	0.00		0.00	0.00	498	4.27	0.09	
4/1/13 14:30	130.1	5.7	161.0	68.0	44	27		3.92	0.08		0.01	0.00		0.00	0.00	515	4.39	0.09	
4/1/13 15:00	130.5	6.2	161.0	67.0	44	27		3.93	0.08		0.01	0.00		0.00	0.00	513	4.38	0.09	
4/1/13 15:30	131.0	6.8	161.0	70.0	41	25		3.64	0.08		0.00	0.00		0.00	0.00	554	4.39	0.09	
4/1/13 16:00	131.6	7.2	161.0	70.0	42	25		3.73	0.08		0.00	0.00		0.00	0.00	388	3.15	0.07	
4/1/13 16:30		7.7					460	3.73	0.08	0.66	0.00	0.00	< 0.55	0.00	0.00		3.15	0.07	
4/1/13 17:00	132.5	8.3	162.0	66.0	43	26		3.83	0.16		0.00	0.00		0.00	0.00	354	2.95	0.06	
4/1/13 17:15	132.8	8.5	162.0	66.0	42	25		3.74	0.04		0.00	0.00		0.00	0.00	395	3.22	0.03	
4/1/13 17:30	133.0	8.7	161.0	65.0	44	27		3.95	0.04		0.01	0.00		0.00	0.00	705	6.05	0.06	
4/1/13 17:45	133.3	9.0	161.0	65.0	45	27		4.04	0.04		0.01	0.00		0.00	0.00	662	5.81	0.06	
4/3/13 9:30	146.1	9.0	195.0	72.0	66	34		25.17	0.00		0.02	0.00		0.01	0.00	2,400	26.27	0.00	
4/3/13 10:15	146.9	9.8	189.0	89.0	73	38	2,300	27.74	0.87	2.4	0.03	0.00	< 0.55	0.01	0.00	2,800	33.77	1.06	
4/3/13 11:00	147.6	10.5	188.0	86.0	72	37		27.64	0.86		0.03	0.00		0.01	0.00	2,050	24.64	0.77	
4/3/13 12:00	148.6	11.5	184.0	85.0	68	36		26.63	1.11		0.03	0.00		0.01	0.00	2,410	27.90	1.16	
4/3/13 13:00	149.8	12.5	183.0	97.0	72	38		27.71	1.15		0.03	0.00		0.01	0.00	2,000	24.10	1.00	
4/3/13 14:00	150.6	13.5	182.0	82.0	71	38		28.21	1.18		0.03	0.00		0.01	0.00	2,050	25.14	1.05	
4/3/13 14:45	151.4	14.3	180.0	80.0	65	35		26.15	0.82		0.02	0.00		0.01	0.00	1,800	20.47	0.64	
4/5/13 10:00	152.3	14.3	155.0	68.0	60	37		16.68	0.00		0.02	0.00		0.01	0.00	866	10.32	0.00	
4/5/13 10:30	152.8	14.8	154.0	66.0	57	36		15.97	0.33		0.02	0.00		0.01	0.00	550	6.28	0.13	
4/5/13 11:00	153.3	15.3	151.0	69.0	61	38		17.20	0.36		0.02	0.00		0.01	0.00	1,006	12.36	0.26	
4/5/13 11:30	153.8	15.8	147.0	68.0	58	37		16.50	0.34		0.02	0.00		0.01	0.00	890	10.49	0.22	
4/5/13 11:30	154.3	15.8	162.0	68.0	63	38	1,400	17.03	0.00	1.7	0.02	0.00	< 0.55	0.01	0.00	962	11.70	0.00	
4/5/13 12:30	154.8	16.7	163.0	68.0	62	37		16.69	0.70		0.02	0.00		0.01	0.00	1,012	12.07	0.50	

**INDIVIDUAL WELLS - EW-2 MASS REMOVAL CALCULATIONS  
SHELL-BRANDED SERVICE STATION  
4212 FIRST STREET, PLEASANTON, CALIFORNIA**

Date/Time	Hour Meter Reading	Cumulative Run Time (hours)	EW-2																	
			Casing Vacuum (inWC)	Temp. (Deg F)	Flow Rate (acfm)	Flow Rate (scfm)	TPHg			Benzene			MTBE			PID				
							Conc. (ppmv)	Rate (ppd)	Removal (lb)	Conc. (ppmv)	Rate (ppd)	Removal (lb)	Conc. (ppmv)	Rate (ppd)	Removal (lb)	Conc. (ppmv)	Rate (ppd)	Removal (lb)		
4/5/13 13:00	155.3	17.2	165.0	68.5	65	39		17.34	0.36			0.02	0.00			0.01	0.00	916	11.35	0.24
4/5/13 13:30	155.8	17.7	161.0	68.0	62	37		16.83	0.35			0.02	0.00			0.01	0.00	808	9.71	1.00
4/5/13 14:00	156.3	18.2	163.0	71.0	65	39		17.40	0.36			0.02	0.00			0.01	0.00	950	11.81	0.25
4/5/13 14:30	156.8	18.7	166.0	72.0	63	37		11.88	0.25			0.02	0.00			0.01	0.00	805	9.56	0.20
4/5/13 15:00	157.3	19.2	163.0	69.0	62	37		11.90	0.25			0.02	0.00			0.01	0.00	826	9.83	0.20
4/5/13 15:30	157.8	19.8	163.0	69.0	60	36		11.52	0.24			0.02	0.00			0.01	0.00	845	9.73	0.20
4/5/13 16:00	158.3	20.3	161.0	69.0	62	37		12.00	0.25			0.02	0.00			0.01	0.00	903	10.83	0.23
4/5/13 16:30	158.8	20.8	162.0	69.0	60	36		11.56	0.24			0.02	0.00			0.01	0.00	716	8.28	0.17
4/5/13 16:45		21.0					1,000	11.56	0.12	2.2	0.02	0.00	0.58	0.01	0.00			8.28	0.09	
4/5/13 17:00	159.3	21.3	156.0	68.0	64	39		12.66	0.13			0.03	0.00			0.01	0.00	857	10.85	0.11
4/5/13 17:30	159.8	21.8	160.0	68.0	62	38		12.07	0.25			0.02	0.00			0.01	0.00	811	9.79	0.20
4/5/13 18:00	160.3	22.2	160.0	68.0	63	38		12.26	0.26			0.02	0.00			0.01	0.00	847	10.39	0.22
4/5/13 18:30	160.8	22.7	158.0	67.0	59	36		11.60	0.24			0.02	0.00			0.01	0.00	606	7.03	0.15
4/24/13 9:15	4543.1	22.7	77.0	73	36	29		2.32	0.00			0.01	0.00			0.01	0.00	153	1.42	0.00
4/24/13 9:45	4543.6	23.2	91.0	79	46	35		2.81	0.06			0.01	0.00			0.01	0.00	226	2.54	0.05
4/24/13 10:15	4544.1	23.7	95.0	81	45	34	250	2.70	0.06	< 0.63	0.01	0.00	< 0.55	0.01	0.00			165	1.78	0.04
4/24/13 10:45	4544.6	24.2	100.0	84	49	36		2.88	0.06			0.01	0.00			0.01	0.00	174	2.00	0.04
4/24/13 11:15	4545.1	24.7	103.0	87	48	35		2.78	0.06			0.01	0.00			0.01	0.00	146	1.62	0.03
4/24/13 11:45	4545.6	25.2	102.0	91	49	35		2.82	0.06			0.01	0.00			0.01	0.00	152	1.72	0.04
4/24/13 12:15	4546.1	25.7	112.0	90	51	35		2.85	0.06			0.01	0.00			0.01	0.00	135	1.54	0.03
4/24/13 12:45	4546.6	26.2	116.0	91	55	38		3.02	0.06			0.01	0.00			0.01	0.00	177	2.14	1.00
4/24/13 13:15	4547.1	26.7	115.0	91	56	38		1.61	0.03			0.01	0.00			0.01	0.00	155	1.91	0.04
4/24/13 13:45	4547.6	27.2	116.0	90	58	40		1.66	0.03			0.01	0.00			0.01	0.00	148	1.89	0.04
4/24/13 14:15	4548.1	27.7	116.0	90	59	40		1.69	0.04			0.01	0.00			0.01	0.00	157	2.04	0.04
4/24/13 14:45	4548.6	28.2	117.0	90	60	41		1.71	0.04			0.01	0.00			0.01	0.00	162	2.13	0.04
4/24/13 15:15	4549.1	28.7	119.0	89	61	42		1.73	0.04			0.01	0.00			0.01	0.00	160	2.13	0.04
4/24/13 15:45	4549.6	29.2	117.0	89	59	40		1.69	0.04			0.01	0.00			0.01	0.00	151	1.96	0.04
4/24/13 16:15	4550.1	29.7	117.0	88	59	41		1.69	0.04			0.01	0.00			0.01	0.00	147	1.91	0.04
4/24/13 16:45	4550.6	30.2	118.0	87	59	40	130	1.69	0.04	< 0.63	0.01	0.00	0.75	0.01	0.00			139	1.80	0.04
4/24/13 17:15	4551.1	30.8	118.0	86	60	41		1.72	0.04			0.01	0.00			0.01	0.00	143	1.89	0.04

<b><u>Cumulative Pounds Removed (lb):</u></b>	<b>13.5</b>	<b>0.0</b>	<b>0.0</b>	<b>13.9</b>
<b><u>Average Mass Removal Rate (ppd):</u></b>	<b>9.3</b>	<b>0.0</b>	<b>0.0</b>	<b>8.3</b>
<b><u>Maximum Mass Removal Rate (ppd):</u></b>	<b>28.2</b>	<b>0.0</b>	<b>0.0</b>	<b>33.8</b>
<b><u>Ending Mass Removal Rate (ppd):</u></b>	<b>1.7</b>	<b>0.0</b>	<b>0.0</b>	<b>1.9</b>

**INDIVIDUAL WELLS - EW-2 MASS REMOVAL CALCULATIONS  
SHELL-BRANDED SERVICE STATION  
4212 FIRST STREET, PLEASANTON, CALIFORNIA**

Date/Time	Hour Meter Reading	Cumulative Run Time (hours)	EW-2															
			Casing Vacuum (inWC)	Temp. (Deg F)	Flow Rate (acfm)	Flow Rate (scfm)	TPHg			Benzene			MTBE			PID		
							Removal Conc. (ppmv)	Rate (ppd)	Period Removal (lb)	Removal Conc. (ppmv)	Rate (ppd)	Period Removal (lb)	Removal Conc. (ppmv)	Rate (ppd)	Period Removal (lb)	Removal Conc. (ppmv)	Rate (ppd)	Period Removal (lb)

**Notes:**

- in WC = Inches of water column
- Temp = Temperature
- Deg F = Degrees Fahrenheit
- acfm = Actual cubic feet per minute
- scfm = Standard cubic feet per minute
- TPHg = Total petroleum hydrocarbons as gasoline
- MTBE = Methyl tertiary-butyl ether
- PID = Photo-ionization detector reading
- Conc. = Concentration
- ppmv = Parts per million volume
- ppd = Pounds per day
- lb = Pounds
- DTW = Depth to water
- fbg = Feet below grade
- Blank Cell = Data not recorded or not applicable

Removal/Emission Rate = C (ppmv) x Q (cfm) x (1lb-mole/386ft3) x MW (lb/lb-mole) x 60 min/hr x 24 hr/day x 10<sup>-6</sup>  
 where; C = concentration, Q = flow, MW= molecular weight (86 lb/lb-mole for TPHg, 78 lb/lb-mole for benzene, 86 lb/lb-mole for VOC (as hexane))  
 Period removal = Previous removal rate multiplied by the time interval of operation

**INDIVIDUAL WELLS - SVE-1 MASS REMOVAL CALCULATIONS  
SHELL-BRANDED SERVICE STATION  
4212 FIRST STREET, PLEASANTON, CALIFORNIA**

Date/Time	Hour Meter Reading	Cumulative Run Time (hours)	SVE-1															
			Casing Vacuum (inWC)	Temp (Deg F)	Flow Rate (acfm)	Flow Rate (scfm)	TPHg			Benzene			MTBE			PID		
							Conc. (ppmv)	Rate (ppd)	Removal (lb)	Conc. (ppmv)	Rate (ppd)	Removal (lb)	Conc. (ppmv)	Rate (ppd)	Removal (lb)	Conc. (ppmv)	Rate (ppd)	Removal (lb)
4/11/13 9:00	193.3	0.0	89	67	82	64	0.84	0.00		0.01	0.00		0.01	0.00	100	2.06	0.00	
4/11/13 9:30	193.8	0.5	86	68	82	65	0.85	0.02		0.01	0.00		0.01	0.00	83	1.72	0.04	
4/11/13 10:00	194.3	1.0	83	73	84	66	0.87	0.02		0.01	0.00		0.01	0.00	118	2.51	0.05	
4/11/13 10:30	194.8	1.5	82	72	82	65	41	0.85	0.02	< 0.63	0.01	0.00	< 0.55	0.01	0.00	97	2.02	0.04
4/11/13 11:00	195.3	2.0	81	75	82	65		0.85	0.02		0.01	0.00		0.01	0.00	121	2.52	0.05
4/11/13 11:30	195.8	2.5	80	74	82	65		0.86	0.02		0.01	0.00		0.01	0.00	93	1.94	0.04
4/11/13 12:00	196.3	3.0	79	78	85	67		0.88	0.02		0.01	0.00		0.01	0.00	117	2.52	0.05
4/11/13 12:30	196.8	3.5	76	79	85	68		0.89	0.02		0.01	0.00		0.01	0.00	104	2.26	0.05
4/11/13 13:00	197.3	4.0	77	80	84	67		0.88	0.02		0.01	0.00		0.01	0.00	145	3.10	0.06
4/11/13 13:30	197.8	4.5	77	82	84	66		0.87	0.02		0.01	0.00		0.01	0.00	110	2.34	0.05
4/11/13 14:00	198.3	5.0	76	79	86	69	41	0.90	0.02	< 0.63	0.01	0.00	< 0.55	0.01	0.00	136	2.99	0.06
4/11/13 14:30	198.8	5.5	76	80	85	68		0.89	0.02		0.01	0.00		0.01	0.00	103	2.23	0.05
4/11/13 15:00	199.3	6.0						0.89	0.02		0.01	0.00		0.01	0.00		2.23	0.05

<b><u>Cumulative Pounds Removed (lb):</u></b>	<b>0.2</b>	<b>0.0</b>	<b>0.0</b>	<b>0.6</b>
<b><u>Average Mass Removal Rate (ppd):</u></b>	<b>0.9</b>	<b>0.0</b>	<b>0.0</b>	<b>2.3</b>
<b><u>Maximum Mass Removal Rate (ppd):</u></b>	<b>0.9</b>	<b>0.0</b>	<b>0.0</b>	<b>3.1</b>
<b><u>Ending Mass Removal Rate (ppd):</u></b>	<b>0.9</b>	<b>0.0</b>	<b>0.0</b>	<b>2.2</b>

**Notes:**  
in WC = Inches of water column  
Temp = Temperature  
Deg F = Degrees Fahrenheit  
acfm = Actual cubic feet per minute  
scfm = Standard cubic feet per minute  
TPHg = Total petroleum hydrocarbons as gasoline  
MTBE = Methyl tertiary-butyl ether  
PID = Photo-ionization detector reading  
Conc. = Concentration  
ppmv = Parts per million volume  
ppd = Pounds per day  
lb = Pounds  
DTW = Depth to water  
fbg = Feet below grade  
Blank Cell = Data not recorded or not applicable

Removal/Emission Rate = C (ppmv) x Q (cfm) x (1lb-mole/386ft3) x MW (lb/lb-mole) x 60 min/hr x 24 hr/day x 10<sup>-6</sup>  
where; C = concentration, Q = flow, MW= molecular weight (86 lb/lb-mole for TPHg, 78 lb/lb-mole for benzene, 86 lb/lb-mole for VOC (as hexane))  
Period removal = Previous removal rate multiplied by the time interval of operation



**INDIVIDUAL WELLS - SVE-1 MASS REMOVAL CALCULATIONS  
SHELL-BRANDED SERVICE STATION  
4212 FIRST STREET, PLEASANTON, CALIFORNIA**

Date/Time	Hour Meter Reading	Cumulative Run Time (hours)	SVE-1															
			Casing Vacuum (inWC)	Temp (Deg F)	Flow Rate (acfm)	Flow Rate (scfm)	TPHg			Benzene			MTBE			PID		
							Conc. (ppmv)	Rate (ppd)	Removal (lb)	Conc. (ppmv)	Rate (ppd)	Removal (lb)	Conc. (ppmv)	Rate (ppd)	Removal (lb)	Conc. (ppmv)	Rate (ppd)	Removal (lb)
4/11/13 9:00	193.3	0.0	89	67	82	64	0.84	0.00		0.01	0.00		0.01	0.00	100	2.06	0.00	
4/11/13 9:30	193.8	0.5	86	68	82	65	0.85	0.02		0.01	0.00		0.01	0.00	83	1.72	0.04	
4/11/13 10:00	194.3	1.0	83	73	84	66	0.87	0.02		0.01	0.00		0.01	0.00	118	2.51	0.05	
4/11/13 10:30	194.8	1.5	82	72	82	65	41	0.85	0.02	< 0.63	0.01	0.00	< 0.55	0.01	0.00	97	2.02	0.04
4/11/13 11:00	195.3	2.0	81	75	82	65		0.85	0.02		0.01	0.00		0.01	0.00	121	2.52	0.05
4/11/13 11:30	195.8	2.5	80	74	82	65		0.86	0.02		0.01	0.00		0.01	0.00	93	1.94	0.04
4/11/13 12:00	196.3	3.0	79	78	85	67		0.88	0.02		0.01	0.00		0.01	0.00	117	2.52	0.05
4/11/13 12:30	196.8	3.5	76	79	85	68		0.89	0.02		0.01	0.00		0.01	0.00	104	2.26	0.05
4/11/13 13:00	197.3	4.0	77	80	84	67		0.88	0.02		0.01	0.00		0.01	0.00	145	3.10	0.06
4/11/13 13:30	197.8	4.5	77	82	84	66		0.87	0.02		0.01	0.00		0.01	0.00	110	2.34	0.05
4/11/13 14:00	198.3	5.0	76	79	86	69	41	0.90	0.02	< 0.63	0.01	0.00	< 0.55	0.01	0.00	136	2.99	0.06
4/11/13 14:30	198.8	5.5	76	80	85	68		0.89	0.02		0.01	0.00		0.01	0.00	103	2.23	0.05
4/11/13 15:00	199.3	6.0						0.89	0.02		0.01	0.00		0.01	0.00		2.23	0.05

<b><u>Cumulative Pounds Removed (lb):</u></b>	<b>0.2</b>	<b>0.0</b>	<b>0.0</b>
<b><u>Average Mass Removal Rate (ppd):</u></b>	<b>0.9</b>	<b>0.0</b>	<b>2.3</b>
<b><u>Maximum Mass Removal Rate (ppd):</u></b>	<b>0.9</b>	<b>0.0</b>	<b>3.1</b>
<b><u>Ending Mass Removal Rate (ppd):</u></b>	<b>0.9</b>	<b>0.0</b>	<b>2.2</b>

**Notes:**  
in WC = Inches of water column  
Temp = Temperature  
Deg F = Degrees Fahrenheit  
acfm = Actual cubic feet per minute  
scfm = Standard cubic feet per minute  
TPHg = Total petroleum hydrocarbons as gasoline  
MTBE = Methyl tertiary-butyl ether  
PID = Photo-ionization detector reading  
Conc. = Concentration  
ppmv = Parts per million volume  
ppd = Pounds per day  
lb = Pounds  
DTW = Depth to water  
fbg = Feet below grade  
Blank Cell = Data not recorded or not applicable

Removal/Emission Rate = C (ppmv) x Q (cfm) x (1lb-mole/386ft3) x MW (lb/lb-mole) x 60 min/hr x 24 hr/day x 10<sup>-6</sup>  
where; C = concentration, Q = flow, MW= molecular weight (86 lb/lb-mole for TPHg, 78 lb/lb-mole for benzene, 86 lb/lb-mole for VOC (as hexane))  
Period removal = Previous removal rate multiplied by the time interval of operation

TABLE 14

INDIVIDUAL WELLS - SVE-3 MASS REMOVAL CALCULATIONS  
SHELL-BRANDED SERVICE STATION  
4212 FIRST STREET, PLEASANTON, CALIFORNIA

Date/Time	Hour Meter Reading	Cumulative Run Time (hours)	SVE-3																	
			Casing Vacuum (inWC)	Temp (Deg F)	Flow Rate (acfm)	Flow Rate (scfm)	TPHg			Benzene			MTBE			PID				
							Conc. (ppmv)	Removal Rate (ppd)	Period Removal (lb)	Conc. (ppmv)	Removal Rate (ppd)	Period Removal (lb)	Conc. (ppmv)	Removal Rate (ppd)	Period Removal (lb)	Conc. (ppmv)	Removal Rate (ppd)	Period Removal (lb)		
4/8/13 9:25	162.2	0.0	127.0	67	139	96		6.45	0.00			0.02	0.00			0.02	0.00	81	2.49	0.00
4/8/13 9:45	162.9	0.3	122.0	66	125	88		5.92	0.08			0.02	0.00			0.02	0.00	92	2.59	0.04
4/8/13 10:00	163.2	0.6	118.0	68	122	87		5.84	0.06			0.02	0.00			0.02	0.00	140	3.89	0.04
4/8/13 10:30	163.7	1.1	116.0	69	123	88		5.91	0.12			0.02	0.00			0.02	0.00	159	4.48	0.09
4/8/13 11:00	164.2	1.6	114.0	70	125	90		6.04	0.13			0.02	0.00			0.02	0.00	210	6.04	0.13
4/8/13 11:30	164.7	2.1	117.0	72	124	88	210	5.91	0.12	< 0.63		0.02	0.00	< 0.55		0.02	0.00	204	5.74	0.12
4/8/13 12:00	165.2	2.6	116.0	73	124	88		5.92	0.12			0.02	0.00			0.02	0.00	226	6.37	0.13
4/8/13 12:30	165.7	3.1	112.0	74	125	90		6.04	0.13			0.02	0.00			0.02	0.00	252	7.24	0.15
4/8/13 13:00	166.2	3.6	116.0	74	127	90		6.05	0.13			0.02	0.00			0.02	0.00	220	6.34	0.13
4/8/13 13:30	166.7	4.1	116.0	74	125	88		5.95	0.12			0.02	0.00			0.02	0.00	194	5.50	0.11
4/8/13 14:00	167.2	4.6	117.0	75	127	89		6.02	0.13			0.02	0.00			0.02	0.00	202	5.79	0.12
4/8/13 14:30	167.7	5.1	114.0	75	128	91		6.13	0.13			0.02	0.00			0.02	0.00	217	6.33	0.13
4/8/13 15:00	168.2	5.6	116.0	75	120	85		5.70	0.12			0.02	0.00			0.02	0.00	198	5.38	0.11
4/8/13 15:30	168.7	6.1	115.0	75	125	88	110	3.12	0.07	< 0.63		0.02	0.00	< 0.55		0.02	0.00	292	8.29	0.17
4/8/13 16:00	169.2	6.6	115.0	75	127	90		3.17	0.07			0.02	0.00			0.02	0.00	268	7.73	0.16
4/8/13 16:30	169.7	7.1	116.0	73	126	89		3.15	0.07			0.02	0.00			0.02	0.00	228	6.53	0.14
4/8/13 17:00	170.2	7.6	117.0	72	123	87		3.07	0.06			0.02	0.00			0.02	0.00	249	6.95	0.14
4/8/13 17:30	170.7	8.1	116.0	69	127	91		3.20	0.07			0.02	0.00			0.02	0.00	287	8.34	0.17
4/8/13 18:00	171.2	8.6	118.0	67	130	92		3.26	0.07			0.02	0.00			0.02	0.00	268	7.95	0.17
4/8/13 18:30	171.7	9.1	116.0	67	130	93		3.29	0.07			0.02	0.00			0.02	0.00	295	8.81	0.18
4/9/13 8:15	172.2	9.1	116.0	66	122	88		3.09	0.00			0.01	0.00			0.01	0.00	376	10.56	0.00
4/9/13 8:45	172.7	9.6	110.0	67	129	94		3.33	0.07			0.01	0.00			0.01	0.00	267	8.08	0.17
4/9/13 9:15	173.2	10.1	110.0	68	127	93		3.27	0.07			0.01	0.00			0.01	0.00	251	7.46	0.16
4/9/13 9:45	173.7	10.6	109.0	69	128	94	110	3.30	0.07	< 0.31		0.01	0.00	< 0.28		0.01	0.00	227	6.81	0.14
4/9/13 10:15	174.2	11.1	105.0	71	127	94		3.31	0.07			0.01	0.00			0.01	0.00	191	5.74	0.12
4/9/13 10:45	174.7	11.6	109.0	72	127	92		3.26	0.07			0.01	0.00			0.01	0.00	211	6.25	0.13
4/9/13 11:15	175.2	12.1	110.0	74	128	92		3.26	0.07			0.01	0.00			0.01	0.00	186	5.51	0.11
4/9/13 11:45	175.7	12.6	108.0	75	129	94		3.30	0.07			0.01	0.00			0.01	0.00	242	7.26	0.15
4/9/13 12:15	176.2	13.1	107.0	76	128	93		3.28	0.07			0.01	0.00			0.01	0.00	204	6.08	0.13
4/9/13 12:45	176.7	13.6	107.0	77	127	92		3.25	0.07			0.01	0.00			0.01	0.00	227	6.70	0.14
4/9/13 13:15	177.2	14.1	109.0	77	128	92		3.25	0.07			0.01	0.00			0.01	0.00	210	6.21	0.13
4/9/13 13:45	177.7	14.6	108.0	77	130	94		3.31	0.07			0.01	0.00			0.01	0.00	231	6.96	0.14
4/9/13 14:15	178.2	15.1	105.0	78	133	97		3.42	0.07			0.01	0.00			0.01	0.00	256	7.95	0.17
4/9/13 14:45	178.7	15.6	108.0	77	129	93		3.29	0.07			0.01	0.00			0.01	0.00	182	5.44	0.11
4/9/13 15:15	179.2	16.1	108.0	76	131	95		3.35	0.07			0.01	0.00			0.01	0.00	259	7.88	0.16
4/9/13 15:45	179.7	16.6	108.0	74	129	94		3.31	0.07			0.01	0.00			0.01	0.00	167	5.02	0.10
4/9/13 16:15	180.2	17.1	109.0	76	130	94	79	2.38	0.05	< 0.31		0.01	0.00	< 0.28		0.01	0.00	192	5.78	0.12
4/9/13 16:45	180.7	17.6	111.0	74	122	88		2.22	0.05			0.01	0.00			0.01	0.00	164	4.62	0.10
4/9/13 17:15	181.2	18.1	112.0	74	128	92		2.32	0.05			0.01	0.00			0.01	0.00	162	4.77	0.10

**INDIVIDUAL WELLS - SVE-3 MASS REMOVAL CALCULATIONS  
SHELL-BRANDED SERVICE STATION  
4212 FIRST STREET, PLEASANTON, CALIFORNIA**

Date/Time	Hour Meter Reading	Cumulative Run Time (hours)	SVE-3															
			Casing Vacuum (inWC)	Temp (Deg F)	Flow Rate (acfm)	Flow Rate (scfm)	TPHg			Benzene			MTBE			PID		
							Conc. (ppmv)	Removal Rate (ppd)	Period Removal (lb)	Conc. (ppmv)	Removal Rate (ppd)	Period Removal (lb)	Conc. (ppmv)	Removal Rate (ppd)	Period Removal (lb)	Conc. (ppmv)	Removal Rate (ppd)	Period Removal (lb)
4/9/13 17:45	181.7	18.6	111.0	71	129	93	2.36	0.05		0.01	0.00		0.01	0.00		151	4.52	0.09
4/9/13 18:15	182.2	19.1	111.0	70	129	93	2.37	0.05		0.01	0.00		0.01	0.00		160	4.80	0.10

<b><u>Cumulative Pounds Removed (lb):</u></b>	<b>3.1</b>	<b>0.0</b>	<b>0.0</b>	<b>5.0</b>
<b><u>Average Mass Removal Rate (ppd):</u></b>	<b>4.0</b>	<b>0.0</b>	<b>0.0</b>	<b>6.3</b>
<b><u>Maximum Mass Removal Rate (ppd):</u></b>	<b>6.5</b>	<b>0.0</b>	<b>0.0</b>	<b>10.6</b>
<b><u>Ending Mass Removal Rate (ppd):</u></b>	<b>2.4</b>	<b>0.0</b>	<b>0.0</b>	<b>4.8</b>

**Notes:**  
in WC = Inches of water column  
Temp = Temperature  
Deg F = Degrees Fahrenheit  
acfm = Actual cubic feet per minute  
scfm = Standard cubic feet per minute  
TPHg = Total petroleum hydrocarbons as gasoline  
MTBE = Methyl tertiary-butyl ether  
PID = Photo-ionization detector reading  
Conc. = Concentration  
ppmv = Parts per million volume  
ppd = Pounds per day  
lb = Pounds  
DTW = Depth to water  
fbg = Feet below grade  
Blank Cell = Data not recorded or not applicable

Removal/Emission Rate = C (ppmv) x Q (cfm) x (1lb-mole/386ft<sup>3</sup>) x MW (lb/lb-mole) x 60 min/hr x 24 hr/day x 10<sup>-6</sup>  
where; C = concentration, Q = flow, MW= molecular weight (86 lb/lb-mole for TPHg, 78 lb/lb-mole for benzene, 86 lb/lb-mole for VOC (as hexane))  
Period removal = Previous removal rate multiplied by the time interval of operation

TABLE 15

INDIVIDUAL WELLS - SVE-4 MASS REMOVAL CALCULATIONS  
 SHELL-BRANDED SERVICE STATION  
 4212 FIRST STREET, PLEASANTON, CALIFORNIA

Date/Time	Hour Meter Reading	Cumulative Run Time (hours)	SVE-4																	
			Casing Vacuum (inWC)	Temp (Deg F)	Flow Rate (acfm)	Flow Rate (scfm)	TPHg			Benzene			MTBE			PID				
							Conc. (ppmv)	Removal Rate (ppd)	Period Removal (lb)	Conc. (ppmv)	Removal Rate (ppd)	Period Removal (lb)	Conc. (ppmv)	Removal Rate (ppd)	Period Removal (lb)	Conc. (ppmv)	Removal Rate (ppd)	Period Removal (lb)		
4/3/13 9:30	146.1	0.0	177.0	72	110	62		5.94	0.00			0.01	0.00			0.01	0.00	360	7.12	0.00
4/3/13 10:15	146.9	0.8	170.0	87	115	65	300	6.22	0.19	< 0.63	0.01	0.00	< 0.55	0.01	0.00	400	8.29	0.26		
4/3/13 11:00	147.6	1.5	167.0	80	120	69		6.66	0.21		0.01	0.00		0.01	0.00	360	7.99	0.25		
4/3/13 12:00	148.6	2.5	163.0	87	124	72		6.91	0.29		0.01	0.00		0.01	0.00	380	8.75	0.36		
4/3/13 13:00	149.8	3.5	160.0	94	122	71		6.79	0.28		0.01	0.00		0.01	0.00	350	7.92	0.33		
4/3/13 14:00	150.6	4.5	158.0	82	129	77		7.40	0.31		0.01	0.00		0.01	0.00	360	8.88	0.37		
4/3/13 14:45	151.4	5.3	156.0	81	130	78		7.53	0.24		0.01	0.00		0.01	0.00	340	8.53	0.27		
4/5/13 10:00	152.3	5.3	147.0	67	93	60		6.11	0.00		0.01	0.00		0.01	0.00	160	3.06	0.00		
4/5/13 10:30	152.8	5.8	143.0	63	94	62		6.32	0.13		0.01	0.00		0.01	0.00	226	4.46	0.09		
4/5/13 11:00	153.3	6.3	139.0	66	98	65		6.65	0.14		0.01	0.00		0.01	0.00	286	5.94	0.12		
4/5/13 11:30	153.8	6.8	139.0	65	100	66		6.76	0.14		0.01	0.00		0.01	0.00	281	5.94	0.12		
4/5/13 12:00	154.3	7.2	150.0	68	110	69	320	7.13	0.15	< 0.63	0.01	0.00	< 0.55	0.01	0.00	300	6.68	0.14		
4/5/13 12:30	154.8	7.7	149.0	65	106	68		6.94	0.14		0.01	0.00		0.01	0.00	310	6.72	0.14		
4/5/13 13:00	155.3	8.2	150.0	65	114	72		7.43	0.15		0.01	0.00		0.01	0.00	288	6.69	0.14		
4/5/13 13:30	155.8	8.7	149.0	65	120	76		7.85	0.16		0.01	0.00		0.01	0.00	267	6.55	0.14		
4/5/13 14:00	156.3	9.2	146.0	67	119	76		7.85	0.16		0.01	0.00		0.01	0.00	305	7.48	0.16		
4/5/13 14:30	156.8	9.7	146.0	67	121	78		7.98	0.17		0.01	0.00		0.01	0.00	267	6.66	0.14		
4/5/13 15:00	157.3	10.2	143.0	65	123	80		8.24	0.17		0.01	0.00		0.01	0.00	296	7.62	0.16		
4/5/13 15:30	157.8	10.8	143.0	66	124	81		8.29	0.17		0.01	0.00		0.01	0.00	289	7.49	0.16		
4/5/13 16:00	158.3	11.3	141.0	66	124	81		8.35	0.17		0.01	0.00		0.01	0.00	305	7.96	0.17		
4/5/13 16:30	158.8	11.8	143.0	66	126	82		8.42	0.18		0.02	0.00		0.01	0.00	254	6.68	0.14		
4/5/13 16:45		12.0					270	8.42	0.09	< 0.63	0.02	0.00	< 0.55	0.01	0.00		6.68	0.07		
4/5/13 17:00	159.3	12.3	140.0	65	126	83		7.20	0.08		0.02	0.00		0.02	0.00	284	7.57	0.08		
4/5/13 17:30	159.8	12.8	141.0	65	125	82		7.12	0.15		0.02	0.00		0.01	0.00	281	7.41	0.15		
4/5/13 18:00	160.3	13.2	141.0	64	126	83		7.19	0.15		0.02	0.00		0.01	0.00	265	7.05	0.15		
4/5/13 18:30	160.8	13.7	141.0	63	126	83		7.20	0.15		0.02	0.00		0.02	0.00	259	6.91	0.14		
4/25/13 8:15	4551.2	13.7	61.0	65	49	42		0.32	0.00		0.01	0.00		0.01	0.00	87	1.17	0.00		
4/25/13 8:45	4551.7	14.2	59.0	67	47	40		0.31	0.01		0.01	0.00		0.01	0.00	94	1.21	0.03		
4/25/13 9:15	4552.2	14.7	65.0	67	52	44		0.34	0.01		0.01	0.00		0.01	0.00	144	2.02	0.04		
4/25/13 9:45	4552.7	15.2	68.0	69	55	46	< 24	0.35	0.01	< 0.63	0.01	0.00	< 0.55	0.01	0.00	131	1.92	0.04		
4/25/13 10:15	4553.2	15.7	70.0	72	57	47		0.36	0.01		0.01	0.00		0.01	0.00	120	1.80	0.04		
4/25/13 10:45	4553.7	16.2	70.0	72	57	47		0.36	0.01		0.01	0.00		0.01	0.00	117	1.76	0.04		
4/25/13 11:15	4554.2	16.7	72.0	74	60	49		0.38	0.01		0.01	0.00		0.01	0.00	111	1.74	0.04		
4/25/13 11:45	4554.7	17.2	75.0	76	62	50		0.38	0.01		0.01	0.00		0.01	0.00	96	1.53	0.03		
4/25/13 12:15	4555.2	17.7	84.0	77	70	55		0.42	0.01		0.01	0.00		0.01	0.00	101	1.77	0.04		

**INDIVIDUAL WELLS - SVE-4 MASS REMOVAL CALCULATIONS  
SHELL-BRANDED SERVICE STATION  
4212 FIRST STREET, PLEASANTON, CALIFORNIA**

Date/Time	Hour Meter Reading	Cumulative Run Time (hours)	SVE-4															
			Casing Vacuum (inWC)	Temp (Deg F)	Flow Rate (acfm)	Flow Rate (scfm)	TPHg			Benzene			MTBE			PID		
							Conc. (ppmv)	Rate (ppd)	Removal (lb)	Conc. (ppmv)	Rate (ppd)	Removal (lb)	Conc. (ppmv)	Rate (ppd)	Removal (lb)	Conc. (ppmv)	Rate (ppd)	Removal (lb)
4/25/13 12:45	4555.7	18.2	83.0	80	70	54	0.42	0.01		0.01	0.00		0.01	0.00		97	1.70	0.04
4/25/13 13:15	4556.2	18.7	83.0	79	70	55	0.42	0.01		0.01	0.00		0.01	0.00		112	1.96	0.04
4/25/13 13:45	4556.7	19.2	83.0	80	71	55	0.43	0.01		0.01	0.00		0.01	0.00		123	2.18	0.05
4/25/13 14:15	4557.2	19.7	84.0	81	70	54	0.42	0.01		0.01	0.00		0.01	0.00		142	2.47	0.05
4/25/13 14:45	4557.7	20.2	87.0	83	73	56	0.43	0.01		0.01	0.00		0.01	0.00		112	2.01	0.04
4/25/13 15:15	4558.2	20.7	81.0	79	70	55	0.42	0.01		0.01	0.00		0.01	0.00		113	1.99	0.04
4/25/13 15:45	4558.7	21.2	80.0	78	70	55	0.42	0.01		0.01	0.00		0.01	0.00		95	1.68	0.04
4/25/13 16:15	4559.2	21.7	81.0	78	72	57	0.44	0.01		0.01	0.00		0.01	0.00		87	1.58	0.03
4/25/13 16:45	4559.7	22.2	80.0	77	70	55	< 24	0.43	0.01	< 0.63	0.01	0.00	< 0.55	0.01	0.00	84	1.49	0.03

<b>Cumulative Pounds Removed (lb):</b>	<b>4.3</b>	<b>0.0</b>	<b>0.0</b>	<b>4.9</b>
<b>Average Mass Removal Rate (ppd):</b>	<b>4.5</b>	<b>0.0</b>	<b>0.0</b>	<b>4.9</b>
<b>Maximum Mass Removal Rate (ppd):</b>	<b>8.4</b>	<b>0.0</b>	<b>0.0</b>	<b>8.9</b>
<b>Ending Mass Removal Rate (ppd):</b>	<b>0.4</b>	<b>0.0</b>	<b>0.0</b>	<b>1.5</b>

**Notes:**

- in WC = Inches of water column
- Temp = Temperature
- Deg F = Degrees Fahrenheit
- acfm = Actual cubic feet per minute
- scfm = Standard cubic feet per minute
- TPHg = Total petroleum hydrocarbons as gasoline
- MTBE = Methyl tertiary-butyl ether
- PID = Photo-ionization detector reading
- Conc. = Concentration
- ppmv = Parts per million volume
- ppd = Pounds per day
- lb = Pounds
- DTW = Depth to water
- fbg = Feet below grade
- Blank Cell = Data not recorded or not applicable

Removal/Emission Rate = C (ppmv) x Q (cfm) x (1lb-mole/386ft<sup>3</sup>) x MW (lb/lb-mole) x 60 min/hr x 24 hr/day x 10<sup>-6</sup>  
 where; C = concentration, Q = flow, MW= molecular weight (86 lb/lb-mole for TPHg, 78 lb/lb-mole for benzene, 86 lb/lb-mole for VOC (as hexane))  
 Period removal = Previous removal rate multiplied by the time interval of operation

APPENDIX A

SITE HISTORY

## SITE HISTORY

**1985 Subsurface Investigation:** In September 1985, Emcon Associates (Emcon) drilled one soil boring (S-A) adjacent to the waste oil underground storage tank (UST), and drilled three soil borings (S-B through S-D) and installed one groundwater monitoring well (S-1) adjacent to the gasoline USTs. Soil samples contained up to 1,300 milligrams per kilogram (mg/kg) total petroleum hydrocarbons as gasoline (TPHg), 9.6 mg/kg toluene, and 260 mg/kg total xylenes and ethylbenzene. Benzene was not detected in the soil samples. The monitoring well was dry. Emcon's November 12, 1985 letter presents investigation details.

**1986 Subsurface Investigation:** In March 1986, one soil boring (S-E) was drilled adjacent to product lines. No TPHg, benzene, toluene, ethylbenzene, or total xylenes (BTEX) were detected in soil samples.

**1986 UST Removal:** In May 1986, Blaine Tech Services (Blaine) collected soil samples following removal of four gasoline USTs and one waste oil UST. Soil samples from the gasoline UST excavation contained up to 240 mg/kg TPHg. Hydrocarbons were not detected in a soil sample collected from the waste oil tank excavation. Three 10,000-gallon, double-walled, fiberglass tanks were installed at a location closer to the dispenser islands.

**1988 Gasoline Spill:** In August 1988, approximately 40 gallons of gasoline were spilled in the area of the pump islands. Impacted soil was removed to a depth of 1 to 2 feet below grade (fbg).

**1990 Subsurface Investigations:** In March 1990, Hart Crowser, Inc. (Hart) drilled three soil borings (SB-1 through SB-3) and destroyed one groundwater monitoring well (S-1). Following the well destruction, Hart continued drilling a boring (WA-1) below the depth of the monitoring well. Soil samples contained up to 380 mg/kg TPHg, 2.2 mg/kg benzene, 2.7 mg/kg toluene, 5.3 mg/kg ethylbenzene, and 32 mg/kg total xylenes. Hart's April 23, 1990 *Report of Supplemental Site Assessment* provides details of this investigation.

In July 1990, Hart drilled two additional soil borings (SB-4 and SB-5) down gradient from the former UST complex. Soil samples contained up to 820 mg/kg TPHg, 65 mg/kg benzene, 3.7 mg/kg toluene, 6.5 mg/kg ethylbenzene, and 65 mg/kg total xylenes (SB-5 at 35 fbg). Hart's December 11, 1990 *Supplemental Site Assessment* presents the soil boring investigation details.

**1995 Dispenser and Piping Replacement:** In September 1995, Paradiso Mechanical of San Leandro, California removed the product lines and replaced the dispensers and piping. Weiss Associates (Weiss) collected soil samples from beneath the gasoline product piping (PT-1 and PT-2) and dispensers (DP-1 through DP-4). Soil samples contained up to 120 mg/kg TPHg, 0.038 mg/kg ethylbenzene, and 0.19 mg/kg total xylenes. Benzene and toluene were not detected in the soil samples. Approximately 40 cubic yards of soil were over-excavated at the direction of the Pleasanton Fire Department. Weiss' December 21, 1995 *Dispenser Replacement Sampling* report presents soil sampling locations and results.

**1998 Facility Upgrade:** In July 1998, Cambria Environmental Technology, Inc. (Cambria) inspected the waste oil tank remote-fill piping during its removal by Gettler-Ryan of Dublin, California. No hydrocarbon impact was observed during the site visit, and, therefore, no sampling was required. A pea gravel sample contained 27 mg/kg total petroleum hydrocarbons as diesel (TPHd). Cambria's September 2, 1998 *1998 Upgrade Site Inspection Report* provides inspection details.

**1999 Subsurface Investigation:** In April 1999, Cambria drilled two soil borings (SB-6 and SB-7) and converted SB-6 to monitoring well MW-1. Soil samples contained up to 83 mg/kg TPHg, 0.10 mg/kg benzene, 0.37 mg/kg toluene, 0.26 mg/kg ethylbenzene, and 0.26 mg/kg total xylenes. Methyl tertiary-butyl ether (MTBE) was not detected in soil samples. Grab groundwater samples contained up to 10,000 micrograms per liter ( $\mu\text{g/L}$ ) TPHg, 4,500  $\mu\text{g/L}$  benzene, 3.4  $\mu\text{g/L}$  ethylbenzene, and 2.9  $\mu\text{g/L}$  total xylenes. Toluene and MTBE were not detected in the grab groundwater samples. Cambria's August 12, 1999 *Subsurface Investigation Report* presents investigation details.

**2000 Subsurface Investigation:** In January 2000, Cambria installed two wells (MW-2 and MW-3) to determine whether groundwater had been impacted by petroleum hydrocarbons. No petroleum hydrocarbons or MTBE were detected in soil samples. Cambria's June 23, 2000 *Subsurface Investigation Report* presents well installation details.

**2004 Well Survey:** In May 2004, Toxichem Management Systems, Inc. (Toxichem) conducted a well survey, which identified a municipal well (3S/1E-21B1) and a well of unknown use (3S/1E-21B) approximately 900 feet northeast of the site and another municipal well (3S/1E-16P1) approximately 1,200 feet north of the site. The locations of the wells could not be field verified.

**2005 UST Upgrades:** In January 2005, Town and Country Contractors, Inc. (T & C) upgraded the gasoline USTs.



**2005 Tank Backfill Well Destructions:** In January 2005, T & C destroyed four tank backfill wells (TB-1 through TB-4).

**2005 Waste Oil UST Investigation:** In January 2005, an unknown liquid was likely poured into a port on the waste oil UST which led directly into the pea gravel surrounding the UST. Based on this observation, Shell submitted a UST Unauthorized Release (Leak)/Site Contamination Report on January 19, 2005. Able Maintenance (Able) and Service Station Systems sealed the UST port with epoxy and excavated pea gravel around the UST. Toxichem collected pea gravel samples which contained 1.4 mg/kg TPHg, 1,400 mg/kg TPHd, and 10,000 mg/kg total petroleum hydrocarbons as oil and grease. In June 2005, Delta Consultants (Delta) drilled one soil boring (WO-1) adjacent to the waste oil UST to determine if the liquid poured into the pea gravel had impacted soils. Petroleum hydrocarbons were not detected in the soil samples. Delta's July 11, 2005 *Soil and Water Investigation Report* provides investigation details.

**2005 Receptor Survey:** In September 2005, Delta conducted a well survey which located an old water tower in the area of the wells identified in Toxichem's 2004 well survey, identified a water supply well (3S/1E-21C1) and an irrigation well (3S/1E-21C4) approximately 1,000 feet northwest of the site, and identified another irrigation well in Kottinger Park, approximately 800 feet east of the site. Delta identified the nearest surface water as Arroyo del Valle Creek located approximately 1,130 feet northwest of the site.

**2006 Waste Oil UST Removal:** In July 2006, Wayne Perry Inc. removed a 550-gallon waste oil UST. Cambria collected a soil sample (WO-2) from the bottom of the UST excavation which contained 26 mg/kg oil and grease, 5.5 mg/kg TPHd, 0.021 mg/kg MTBE, 40.7 mg/kg chromium, 6.00 mg/kg lead, 46.9 mg/kg nickel, and 52.5 mg/kg zinc. Based on these concentrations, Shell submitted a UST Unauthorized Release (Leak)/Site Contamination Report on July 28, 2006. Cambria's September 21, 2006 *UST Removal Report* details the UST removal and sampling.

**2006 Subsurface Investigation:** In August and September 2006, Delta installed two monitoring wells (MW-1B and MW-4) and drilled two cone penetrometer test (CPT) borings (CPT-2 and CPT-3). Well MW-4 was installed in first-encountered groundwater, and well MW-1B was installed in a deeper water-bearing zone. Soil samples from well boring MW-4 contained up to 380 mg/kg TPHg, 1.2 mg/kg ethylbenzene, 1.6 mg/kg total xylenes, and 0.59 mg/kg MTBE. TPHg, BTEX, MTBE, and tertiary-butyl alcohol (TBA) were not detected in soil samples from MW-1B, and benzene, toluene, and TBA were not detected in soil samples from MW-4. Grab

groundwater samples from off-site CPT boring CPT-2 contained up to 0.99 µg/L benzene, 47 µg/L MTBE, and 27 µg/L TBA. Grab groundwater samples from on-site CPT boring CPT-3 contained up to 700 µg/L TPHg, 0.78 µg/L ethylbenzene, 2.1 µg/L total xylenes, 79 µg/L MTBE, and 2,000 µg/L TBA. Delta's October 31, 2006 *Soil and Groundwater Investigation Report* provides well installation and CPT investigation details.

**2007 Subsurface Investigation:** In March 2007, Delta drilled five soil borings (B-1 through B-5) in or near on-site source areas. Soil samples from the soil borings contained up to 710 mg/kg TPHg, 2.3 mg/kg ethylbenzene, 16 mg/kg total xylenes, 0.78 mg/kg MTBE, and 0.80 mg/kg TBA. Delta's June 25, 2007 *Site Investigation and Interim Remediation Report* provides details of this investigation.

**2007 Mobile Groundwater Extraction (GWE):** From June through August 2007, Delta extracted approximately 4,226 gallons of groundwater from MW-4. Delta's June 25, 2007 *Site Investigation and Interim Remediation Report* and November 2, 2007 *Draft Corrective Action Plan (CAP)* provide remediation details.

**2009 Dual-Phase Extraction (DPE) Pilot Test:** In January 2009, Delta conducted a 5-day DPE pilot test on MW-4 and 4-hour DPE pilot tests on MW-1 and MW-2. Prior to conducting the DPE pilot tests, Delta conducted step drawdown tests in MW-1 and MW-4. Delta calculated hydraulic conductivities of  $3.59 \times 10^{-5}$  centimeters per second (cm/sec) in MW-1 at a pumping rate of 0.48 gallons per minute (gpm) and  $3.17 \times 10^{-5}$  cm/sec in MW-4 at a pumping rate of 0.40 gpm. Based on the results of the DPE pilot test, Delta calculated a theoretical radius of influence of 26 feet for soil vapor extraction and estimated that 286.3 pounds of hydrocarbons were removed from the vadose zone. An estimated 0.23 pounds of dissolved hydrocarbons were removed along with 2,748 gallons of groundwater. Delta concluded that while GWE results indicated it was likely not a viable remediation strategy, soil vapor extraction (SVE) could be a viable remediation alternative. Delta's February 12, 2009 *DPE Pilot Test Report* provides pilot test data.

**2009 Dispenser Repairs:** In January 2009, Able replaced the faulty pan beneath the south dispenser on the pump island closest to the station building. Delta collected a soil sample (Under Dispenser #1) from the dispenser excavation. No TPHg, TPHd, BTEX, fuel oxygenates, or lead scavengers were detected in the soil sample. Delta's March 6, 2009 *Dispenser Repair Report* presents details of the repair and soil sampling.

**2010 Subsurface Investigation:** In January 2010, Delta installed one observation well (OBS-1), one air sparging (AS) well (AS-1), and four SVE wells (SVE-1 through SVE-4). Delta's June 7, 2010 *AS Pilot Test Report* provides well installation details.

**2010 AS Pilot Test:** In January 2010, Delta conducted an AS pilot test using well AS-10. Delta calculated an air sparging radius of influence of 31 feet; however, Conestoga-Rovers & Associates' (CRA)'s subsequent analysis of the pilot test data determined that the test was flawed and therefore inconclusive. Delta's June 7, 2010 *2010 AS Pilot Test Report* details pilot testing results.

**2011 Subsurface Investigation:** In June 2011, CRA attempted to install two off-site wells across Vineyard Avenue from the site. CRA abandoned the well installation attempts because there were no other locations in the sidewalk where the wells could be installed safely due to the interference of underground utilities. CRA's July 28, 2011 letter provides investigation details.

**Groundwater Monitoring Program:** Groundwater monitoring and sampling began in June 1999. The depth to first-encountered groundwater typically ranges between 31 to 34 fbg. Shallow groundwater flow is generally northwesterly.

APPENDIX B

TESTAMERICA LABORATORIES, INC. - ANALYTICAL REPORTS

# TestAmerica

THE LEADER IN ENVIRONMENTAL TESTING

## ANALYTICAL REPORT

TestAmerica Laboratories, Inc.

TestAmerica Irvine

17461 Derian Ave

Suite 100

Irvine, CA 92614-5817

Tel: (949)261-1022

TestAmerica Job ID: 440-41923-1

Client Project/Site: 4212 First St., Pleasanton, CA

For:

Conestoga-Rovers & Associates, Inc.

5900 Hollis Street

Suite A

Emeryville, California 94608

Attn: Peter Schaefer



Authorized for release by:

4/8/2013 1:27:08 PM

Philip Sanelle

Project Manager I

[philip.sanelle@testamericainc.com](mailto:philip.sanelle@testamericainc.com)

### LINKS

Review your project  
results through

**TotalAccess**

Have a Question?



Visit us at:

[www.testamericainc.com](http://www.testamericainc.com)

*The test results in this report meet all 2003 NELAC and 2009 TNI requirements for accredited parameters, exceptions are noted in this report. This report may not be reproduced except in full, and with written approval from the laboratory. For questions please contact the Project Manager at the e-mail address or telephone number listed on this page.*

*This report has been electronically signed and authorized by the signatory. Electronic signature is intended to be the legally binding equivalent of a traditionally handwritten signature.*

*Results relate only to the items tested and the sample(s) as received by the laboratory.*

1

2

3

4

5

6

7

8

9

10

11

12

13



# Table of Contents

Cover Page . . . . .	1
Table of Contents . . . . .	2
Sample Summary . . . . .	3
Case Narrative . . . . .	4
Client Sample Results . . . . .	5
Method Summary . . . . .	9
Chronicle . . . . .	10
QC Sample Results . . . . .	11
QC Association . . . . .	14
Definitions . . . . .	15
Certification Summary . . . . .	16
Chain of Custody . . . . .	17
Receipt Checklists . . . . .	18

# Sample Summary

Client: Conestoga-Rovers & Associates, Inc.  
Project/Site: 4212 First St., Pleasanton, CA

TestAmerica Job ID: 440-41923-1

Lab Sample ID	Client Sample ID	Matrix	Collected	Received
440-41923-1	SVE-5	Air	03/26/13 08:15	03/27/13 09:35
440-41923-2	SVE-5	Air	03/26/13 09:00	03/27/13 09:35
440-41923-3	MW-4	Air	03/26/13 10:40	03/27/13 09:35
440-41923-4	SVE-5	Air	03/26/13 18:00	03/27/13 09:35
440-41923-5	MW-4	Air	03/26/13 18:00	03/27/13 09:35

- 1
- 2
- 3
- 4
- 5
- 6
- 7
- 8
- 9
- 10
- 11
- 12
- 13

# Case Narrative

Client: Conestoga-Rovers & Associates, Inc.  
Project/Site: 4212 First St., Pleasanton, CA

TestAmerica Job ID: 440-41923-1

---

**Job ID: 440-41923-1**

---

**Laboratory: TestAmerica Irvine**

---

**Narrative**

**Job Narrative**  
**440-41923-1**

**Comments**

No additional comments.

**Receipt**

The samples were received on 3/27/2013 9:35 AM; the samples arrived in good condition, properly preserved and, where required, on ice. The temperature of the cooler at receipt was 22.0° C.

**GC/MS VOA**

No analytical or quality issues were noted.

**VOA Prep**

No analytical or quality issues were noted.

- 1
- 2
- 3
- 4
- 5
- 6
- 7
- 8
- 9
- 10
- 11
- 12
- 13



# Client Sample Results

Client: Conestoga-Rovers & Associates, Inc.  
Project/Site: 4212 First St., Pleasanton, CA

TestAmerica Job ID: 440-41923-1

**Client Sample ID: SVE-5**

**Lab Sample ID: 440-41923-1**

Date Collected: 03/26/13 08:15

Matrix: Air

Date Received: 03/27/13 09:35

Sample Container: Air Sample Bag - 1 L

**Method: 8260B/CA\_LUFTMS - Volatile Organic Compounds by GC/MS**

Analyte	Result	Qualifier	RL	MDL	Unit	D	Prepared	Analyzed	Dil Fac
<b>Volatile Fuel Hydrocarbons (C4-C12)</b>	<b>820</b>		100		mg/m3			03/28/13 16:10	1

Analyte	Result	Qualifier	RL	MDL	Unit	D	Prepared	Analyzed	Dil Fac
<b>Volatile Fuel Hydrocarbons (C4-C12)</b>	<b>200</b>		24		ppm v/v			03/28/13 16:10	1

Surrogate	%Recovery	Qualifier	Limits	Prepared	Analyzed	Dil Fac
Dibromofluoromethane (Surr)	110		80 - 120		03/28/13 16:10	1
4-Bromofluorobenzene (Surr)	102		80 - 120		03/28/13 16:10	1
Toluene-d8 (Surr)	109		80 - 120		03/28/13 16:10	1

**Method: 8260B - Volatile Organic Compounds (GC/MS)**

Analyte	Result	Qualifier	RL	MDL	Unit	D	Prepared	Analyzed	Dil Fac
Benzene	ND		2.0		mg/m3			03/28/13 16:10	1
<b>Ethylbenzene</b>	<b>2.6</b>		2.0		mg/m3			03/28/13 16:10	1
Methyl-t-Butyl Ether (MTBE)	ND		2.0		mg/m3			03/28/13 16:10	1
Toluene	ND		2.0		mg/m3			03/28/13 16:10	1
Xylenes, Total	ND		6.0		mg/m3			03/28/13 16:10	1
tert-Butyl alcohol (TBA)	ND		200		mg/m3			03/28/13 16:10	1

Analyte	Result	Qualifier	RL	MDL	Unit	D	Prepared	Analyzed	Dil Fac
Benzene	ND		0.63		ppm v/v			03/28/13 16:10	1
<b>Ethylbenzene</b>	<b>0.59</b>		0.46		ppm v/v			03/28/13 16:10	1
Methyl-t-Butyl Ether (MTBE)	ND		0.55		ppm v/v			03/28/13 16:10	1
Toluene	ND		0.53		ppm v/v			03/28/13 16:10	1
Xylenes, Total	ND		1.4		ppm v/v			03/28/13 16:10	1
tert-Butyl alcohol (TBA)	ND		66		ppm v/v			03/28/13 16:10	1

Surrogate	%Recovery	Qualifier	Limits	Prepared	Analyzed	Dil Fac
4-Bromofluorobenzene (Surr)	102		80 - 120		03/28/13 16:10	1
Dibromofluoromethane (Surr)	110		80 - 120		03/28/13 16:10	1
Toluene-d8 (Surr)	109		80 - 120		03/28/13 16:10	1

**Client Sample ID: SVE-5**

**Lab Sample ID: 440-41923-2**

Date Collected: 03/26/13 09:00

Matrix: Air

Date Received: 03/27/13 09:35

Sample Container: Air Sample Bag - 1 L

**Method: 8260B/CA\_LUFTMS - Volatile Organic Compounds by GC/MS**

Analyte	Result	Qualifier	RL	MDL	Unit	D	Prepared	Analyzed	Dil Fac
<b>Volatile Fuel Hydrocarbons (C4-C12)</b>	<b>1800</b>		100		mg/m3			03/28/13 16:38	1

Analyte	Result	Qualifier	RL	MDL	Unit	D	Prepared	Analyzed	Dil Fac
<b>Volatile Fuel Hydrocarbons (C4-C12)</b>	<b>440</b>		24		ppm v/v			03/28/13 16:38	1

Surrogate	%Recovery	Qualifier	Limits	Prepared	Analyzed	Dil Fac
Dibromofluoromethane (Surr)	112		80 - 120		03/28/13 16:38	1
4-Bromofluorobenzene (Surr)	101		80 - 120		03/28/13 16:38	1
Toluene-d8 (Surr)	110		80 - 120		03/28/13 16:38	1

TestAmerica Irvine

# Client Sample Results

Client: Conestoga-Rovers & Associates, Inc.  
Project/Site: 4212 First St., Pleasanton, CA

TestAmerica Job ID: 440-41923-1

**Client Sample ID: SVE-5**

**Lab Sample ID: 440-41923-2**

Date Collected: 03/26/13 09:00

Matrix: Air

Date Received: 03/27/13 09:35

Sample Container: Air Sample Bag - 1 L

**Method: 8260B - Volatile Organic Compounds (GC/MS)**

Analyte	Result	Qualifier	RL	MDL	Unit	D	Prepared	Analyzed	Dil Fac
Benzene	ND		2.0		mg/m3			03/28/13 16:38	1
<b>Ethylbenzene</b>	<b>4.3</b>		2.0		mg/m3			03/28/13 16:38	1
Methyl-t-Butyl Ether (MTBE)	ND		2.0		mg/m3			03/28/13 16:38	1
Toluene	ND		2.0		mg/m3			03/28/13 16:38	1
Xylenes, Total	ND		6.0		mg/m3			03/28/13 16:38	1
tert-Butyl alcohol (TBA)	ND		200		mg/m3			03/28/13 16:38	1

Analyte	Result	Qualifier	RL	MDL	Unit	D	Prepared	Analyzed	Dil Fac
Benzene	ND		0.63		ppm v/v			03/28/13 16:38	1
<b>Ethylbenzene</b>	<b>1.0</b>		0.46		ppm v/v			03/28/13 16:38	1
Methyl-t-Butyl Ether (MTBE)	ND		0.55		ppm v/v			03/28/13 16:38	1
Toluene	ND		0.53		ppm v/v			03/28/13 16:38	1
Xylenes, Total	ND		1.4		ppm v/v			03/28/13 16:38	1
tert-Butyl alcohol (TBA)	ND		66		ppm v/v			03/28/13 16:38	1

Surrogate	%Recovery	Qualifier	Limits	Prepared	Analyzed	Dil Fac
4-Bromofluorobenzene (Surr)	101		80 - 120		03/28/13 16:38	1
Dibromofluoromethane (Surr)	112		80 - 120		03/28/13 16:38	1
Toluene-d8 (Surr)	110		80 - 120		03/28/13 16:38	1

**Client Sample ID: MW-4**

**Lab Sample ID: 440-41923-3**

Date Collected: 03/26/13 10:40

Matrix: Air

Date Received: 03/27/13 09:35

Sample Container: Air Sample Bag - 1 L

**Method: 8260B/CA\_LUFTMS - Volatile Organic Compounds by GC/MS**

Analyte	Result	Qualifier	RL	MDL	Unit	D	Prepared	Analyzed	Dil Fac
<b>Volatile Fuel Hydrocarbons (C4-C12)</b>	<b>3000</b>		100		mg/m3			03/28/13 17:06	1

Analyte	Result	Qualifier	RL	MDL	Unit	D	Prepared	Analyzed	Dil Fac
<b>Volatile Fuel Hydrocarbons (C4-C12)</b>	<b>720</b>		24		ppm v/v			03/28/13 17:06	1

Surrogate	%Recovery	Qualifier	Limits	Prepared	Analyzed	Dil Fac
Dibromofluoromethane (Surr)	108		80 - 120		03/28/13 17:06	1
4-Bromofluorobenzene (Surr)	105		80 - 120		03/28/13 17:06	1
Toluene-d8 (Surr)	113		80 - 120		03/28/13 17:06	1

**Method: 8260B - Volatile Organic Compounds (GC/MS)**

Analyte	Result	Qualifier	RL	MDL	Unit	D	Prepared	Analyzed	Dil Fac
Benzene	ND		2.0		mg/m3			03/28/13 17:06	1
<b>Ethylbenzene</b>	<b>5.0</b>		2.0		mg/m3			03/28/13 17:06	1
Methyl-t-Butyl Ether (MTBE)	ND		2.0		mg/m3			03/28/13 17:06	1
Toluene	ND		2.0		mg/m3			03/28/13 17:06	1
Xylenes, Total	ND		6.0		mg/m3			03/28/13 17:06	1
tert-Butyl alcohol (TBA)	ND		200		mg/m3			03/28/13 17:06	1

Analyte	Result	Qualifier	RL	MDL	Unit	D	Prepared	Analyzed	Dil Fac
Benzene	ND		0.63		ppm v/v			03/28/13 17:06	1
<b>Ethylbenzene</b>	<b>1.2</b>		0.46		ppm v/v			03/28/13 17:06	1
Methyl-t-Butyl Ether (MTBE)	ND		0.55		ppm v/v			03/28/13 17:06	1

TestAmerica Irvine

# Client Sample Results

Client: Conestoga-Rovers & Associates, Inc.  
Project/Site: 4212 First St., Pleasanton, CA

TestAmerica Job ID: 440-41923-1

## Client Sample ID: MW-4

Lab Sample ID: 440-41923-3

Date Collected: 03/26/13 10:40

Matrix: Air

Date Received: 03/27/13 09:35

Sample Container: Air Sample Bag - 1 L

### Method: 8260B - Volatile Organic Compounds (GC/MS) (Continued)

Analyte	Result	Qualifier	RL	MDL	Unit	D	Prepared	Analyzed	Dil Fac
Toluene	ND		0.53		ppm v/v			03/28/13 17:06	1
Xylenes, Total	ND		1.4		ppm v/v			03/28/13 17:06	1
tert-Butyl alcohol (TBA)	ND		66		ppm v/v			03/28/13 17:06	1
<b>Surrogate</b>	<b>%Recovery</b>	<b>Qualifier</b>	<b>Limits</b>				<b>Prepared</b>	<b>Analyzed</b>	<b>Dil Fac</b>
4-Bromofluorobenzene (Surr)	105		80 - 120					03/28/13 17:06	1
Dibromofluoromethane (Surr)	108		80 - 120					03/28/13 17:06	1
Toluene-d8 (Surr)	113		80 - 120					03/28/13 17:06	1

## Client Sample ID: SVE-5

Lab Sample ID: 440-41923-4

Date Collected: 03/26/13 18:00

Matrix: Air

Date Received: 03/27/13 09:35

Sample Container: Air Sample Bag - 1 L

### Method: 8260B/CA\_LUFTMS - Volatile Organic Compounds by GC/MS

Analyte	Result	Qualifier	RL	MDL	Unit	D	Prepared	Analyzed	Dil Fac
<b>Volatile Fuel Hydrocarbons (C4-C12)</b>	<b>480</b>		100		mg/m3			03/28/13 17:33	1
<b>Analyte</b>	<b>Result</b>	<b>Qualifier</b>	<b>RL</b>	<b>MDL</b>	<b>Unit</b>	<b>D</b>	<b>Prepared</b>	<b>Analyzed</b>	<b>Dil Fac</b>
<b>Volatile Fuel Hydrocarbons (C4-C12)</b>	<b>120</b>		24		ppm v/v			03/28/13 17:33	1
<b>Surrogate</b>	<b>%Recovery</b>	<b>Qualifier</b>	<b>Limits</b>				<b>Prepared</b>	<b>Analyzed</b>	<b>Dil Fac</b>
Dibromofluoromethane (Surr)	107		80 - 120					03/28/13 17:33	1
4-Bromofluorobenzene (Surr)	101		80 - 120					03/28/13 17:33	1
Toluene-d8 (Surr)	109		80 - 120					03/28/13 17:33	1

### Method: 8260B - Volatile Organic Compounds (GC/MS)

Analyte	Result	Qualifier	RL	MDL	Unit	D	Prepared	Analyzed	Dil Fac
Benzene	ND		2.0		mg/m3			03/28/13 17:33	1
<b>Ethylbenzene</b>	<b>3.4</b>		2.0		mg/m3			03/28/13 17:33	1
Methyl-t-Butyl Ether (MTBE)	ND		2.0		mg/m3			03/28/13 17:33	1
Toluene	ND		2.0		mg/m3			03/28/13 17:33	1
Xylenes, Total	ND		6.0		mg/m3			03/28/13 17:33	1
tert-Butyl alcohol (TBA)	ND		200		mg/m3			03/28/13 17:33	1
<b>Analyte</b>	<b>Result</b>	<b>Qualifier</b>	<b>RL</b>	<b>MDL</b>	<b>Unit</b>	<b>D</b>	<b>Prepared</b>	<b>Analyzed</b>	<b>Dil Fac</b>
Benzene	ND		0.63		ppm v/v			03/28/13 17:33	1
<b>Ethylbenzene</b>	<b>0.79</b>		0.46		ppm v/v			03/28/13 17:33	1
Methyl-t-Butyl Ether (MTBE)	ND		0.55		ppm v/v			03/28/13 17:33	1
Toluene	ND		0.53		ppm v/v			03/28/13 17:33	1
Xylenes, Total	ND		1.4		ppm v/v			03/28/13 17:33	1
tert-Butyl alcohol (TBA)	ND		66		ppm v/v			03/28/13 17:33	1
<b>Surrogate</b>	<b>%Recovery</b>	<b>Qualifier</b>	<b>Limits</b>				<b>Prepared</b>	<b>Analyzed</b>	<b>Dil Fac</b>
4-Bromofluorobenzene (Surr)	101		80 - 120					03/28/13 17:33	1
Dibromofluoromethane (Surr)	107		80 - 120					03/28/13 17:33	1
Toluene-d8 (Surr)	109		80 - 120					03/28/13 17:33	1

TestAmerica Irvine

# Client Sample Results

Client: Conestoga-Rovers & Associates, Inc.  
 Project/Site: 4212 First St., Pleasanton, CA

TestAmerica Job ID: 440-41923-1

**Client Sample ID: MW-4**

**Lab Sample ID: 440-41923-5**

Date Collected: 03/26/13 18:00

Matrix: Air

Date Received: 03/27/13 09:35

Sample Container: Air Sample Bag - 1 L

**Method: 8260B/CA\_LUFTMS - Volatile Organic Compounds by GC/MS**

Analyte	Result	Qualifier	RL	MDL	Unit	D	Prepared	Analyzed	Dil Fac
<b>Volatile Fuel Hydrocarbons (C4-C12)</b>	<b>1100</b>		100		mg/m3			03/28/13 18:01	1

Analyte	Result	Qualifier	RL	MDL	Unit	D	Prepared	Analyzed	Dil Fac
<b>Volatile Fuel Hydrocarbons (C4-C12)</b>	<b>270</b>		24		ppm v/v			03/28/13 18:01	1

Surrogate	%Recovery	Qualifier	Limits	Prepared	Analyzed	Dil Fac
Dibromofluoromethane (Surr)	107		80 - 120		03/28/13 18:01	1
4-Bromofluorobenzene (Surr)	101		80 - 120		03/28/13 18:01	1
Toluene-d8 (Surr)	109		80 - 120		03/28/13 18:01	1

**Method: 8260B - Volatile Organic Compounds (GC/MS)**

Analyte	Result	Qualifier	RL	MDL	Unit	D	Prepared	Analyzed	Dil Fac
Benzene	ND		2.0		mg/m3			03/28/13 18:01	1
<b>Ethylbenzene</b>	<b>4.4</b>		2.0		mg/m3			03/28/13 18:01	1
<b>Methyl-t-Butyl Ether (MTBE)</b>	<b>7.0</b>		2.0		mg/m3			03/28/13 18:01	1
Toluene	ND		2.0		mg/m3			03/28/13 18:01	1
Xylenes, Total	ND		6.0		mg/m3			03/28/13 18:01	1
tert-Butyl alcohol (TBA)	ND		200		mg/m3			03/28/13 18:01	1

Analyte	Result	Qualifier	RL	MDL	Unit	D	Prepared	Analyzed	Dil Fac
Benzene	ND		0.63		ppm v/v			03/28/13 18:01	1
<b>Ethylbenzene</b>	<b>1.0</b>		0.46		ppm v/v			03/28/13 18:01	1
<b>Methyl-t-Butyl Ether (MTBE)</b>	<b>1.9</b>		0.55		ppm v/v			03/28/13 18:01	1
Toluene	ND		0.53		ppm v/v			03/28/13 18:01	1
Xylenes, Total	ND		1.4		ppm v/v			03/28/13 18:01	1
tert-Butyl alcohol (TBA)	ND		66		ppm v/v			03/28/13 18:01	1

Surrogate	%Recovery	Qualifier	Limits	Prepared	Analyzed	Dil Fac
4-Bromofluorobenzene (Surr)	101		80 - 120		03/28/13 18:01	1
Dibromofluoromethane (Surr)	107		80 - 120		03/28/13 18:01	1
Toluene-d8 (Surr)	109		80 - 120		03/28/13 18:01	1

# Method Summary

Client: Conestoga-Rovers & Associates, Inc.  
Project/Site: 4212 First St., Pleasanton, CA

TestAmerica Job ID: 440-41923-1

Method	Method Description	Protocol	Laboratory
8260B	Volatile Organic Compounds (GC/MS)	SW846	TAL IRV
8260B/CA_LUFTM S	Volatile Organic Compounds by GC/MS	SW846	TAL IRV

**Protocol References:**

SW846 = "Test Methods For Evaluating Solid Waste, Physical/Chemical Methods", Third Edition, November 1986 And Its Updates.

**Laboratory References:**

TAL IRV = TestAmerica Irvine, 17461 Derian Ave, Suite 100, Irvine, CA 92614-5817, TEL (949)261-1022



# Lab Chronicle

Client: Conestoga-Rovers & Associates, Inc.  
 Project/Site: 4212 First St., Pleasanton, CA

TestAmerica Job ID: 440-41923-1

## Client Sample ID: SVE-5

Date Collected: 03/26/13 08:15

Date Received: 03/27/13 09:35

## Lab Sample ID: 440-41923-1

Matrix: Air

Prep Type	Batch Type	Batch Method	Run	Dil Factor	Initial Amount	Final Amount	Batch Number	Prepared or Analyzed	Analyst	Lab
Total/NA	Analysis	8260B		1	5 cc	10 mL	94731	03/28/13 16:10	CP	TAL IRV
Total/NA	Analysis	8260B/CA_LUFTMS		1	5 cc	10 mL	94732	03/28/13 16:10	CP	TAL IRV

## Client Sample ID: SVE-5

Date Collected: 03/26/13 09:00

Date Received: 03/27/13 09:35

## Lab Sample ID: 440-41923-2

Matrix: Air

Prep Type	Batch Type	Batch Method	Run	Dil Factor	Initial Amount	Final Amount	Batch Number	Prepared or Analyzed	Analyst	Lab
Total/NA	Analysis	8260B		1	5 cc	10 mL	94731	03/28/13 16:38	CP	TAL IRV
Total/NA	Analysis	8260B/CA_LUFTMS		1	5 cc	10 mL	94732	03/28/13 16:38	CP	TAL IRV

## Client Sample ID: MW-4

Date Collected: 03/26/13 10:40

Date Received: 03/27/13 09:35

## Lab Sample ID: 440-41923-3

Matrix: Air

Prep Type	Batch Type	Batch Method	Run	Dil Factor	Initial Amount	Final Amount	Batch Number	Prepared or Analyzed	Analyst	Lab
Total/NA	Analysis	8260B		1	5 cc	10 mL	94731	03/28/13 17:06	CP	TAL IRV
Total/NA	Analysis	8260B/CA_LUFTMS		1	5 cc	10 mL	94732	03/28/13 17:06	CP	TAL IRV

## Client Sample ID: SVE-5

Date Collected: 03/26/13 18:00

Date Received: 03/27/13 09:35

## Lab Sample ID: 440-41923-4

Matrix: Air

Prep Type	Batch Type	Batch Method	Run	Dil Factor	Initial Amount	Final Amount	Batch Number	Prepared or Analyzed	Analyst	Lab
Total/NA	Analysis	8260B		1	5 cc	10 mL	94731	03/28/13 17:33	CP	TAL IRV
Total/NA	Analysis	8260B/CA_LUFTMS		1	5 cc	10 mL	94732	03/28/13 17:33	CP	TAL IRV

## Client Sample ID: MW-4

Date Collected: 03/26/13 18:00

Date Received: 03/27/13 09:35

## Lab Sample ID: 440-41923-5

Matrix: Air

Prep Type	Batch Type	Batch Method	Run	Dil Factor	Initial Amount	Final Amount	Batch Number	Prepared or Analyzed	Analyst	Lab
Total/NA	Analysis	8260B		1	5 cc	10 mL	94731	03/28/13 18:01	CP	TAL IRV
Total/NA	Analysis	8260B/CA_LUFTMS		1	5 cc	10 mL	94732	03/28/13 18:01	CP	TAL IRV

### Laboratory References:

TAL IRV = TestAmerica Irvine, 17461 Derian Ave, Suite 100, Irvine, CA 92614-5817, TEL (949)261-1022

# QC Sample Results

Client: Conestoga-Rovers & Associates, Inc.  
 Project/Site: 4212 First St., Pleasanton, CA

TestAmerica Job ID: 440-41923-1

## Method: 8260B - Volatile Organic Compounds (GC/MS)

Lab Sample ID: MB 440-94731/7

Matrix: Air

Analysis Batch: 94731

Client Sample ID: Method Blank

Prep Type: Total/NA

Analyte	MB Result	MB Qualifier	RL	MDL	Unit	D	Prepared	Analyzed	Dil Fac
Benzene	ND		2.0		mg/m3			03/28/13 10:36	1
Ethylbenzene	ND		2.0		mg/m3			03/28/13 10:36	1
Methyl-t-Butyl Ether (MTBE)	ND		2.0		mg/m3			03/28/13 10:36	1
Toluene	ND		2.0		mg/m3			03/28/13 10:36	1
Xylenes, Total	ND		6.0		mg/m3			03/28/13 10:36	1
tert-Butyl alcohol (TBA)	ND		200		mg/m3			03/28/13 10:36	1

Analyte	MB Result	MB Qualifier	RL	MDL	Unit	D	Prepared	Analyzed	Dil Fac
Benzene	ND		0.63		ppm v/v			03/28/13 10:36	1
Ethylbenzene	ND		0.46		ppm v/v			03/28/13 10:36	1
Methyl-t-Butyl Ether (MTBE)	ND		0.55		ppm v/v			03/28/13 10:36	1
Toluene	ND		0.53		ppm v/v			03/28/13 10:36	1
Xylenes, Total	ND		1.4		ppm v/v			03/28/13 10:36	1
tert-Butyl alcohol (TBA)	ND		66		ppm v/v			03/28/13 10:36	1

Surrogate	MB %Recovery	MB Qualifier	Limits	Prepared	Analyzed	Dil Fac
4-Bromofluorobenzene (Surr)	102		80 - 120		03/28/13 10:36	1
Dibromofluoromethane (Surr)	110		80 - 120		03/28/13 10:36	1
Toluene-d8 (Surr)	108		80 - 120		03/28/13 10:36	1

Lab Sample ID: LCS 440-94731/5

Matrix: Air

Analysis Batch: 94731

Client Sample ID: Lab Control Sample

Prep Type: Total/NA

Analyte	Spike Added	LCS Result	LCS Qualifier	Unit	D	%Rec	%Rec. Limits
Benzene	25.0	21.5		mg/m3		86	70 - 120
Ethylbenzene	25.0	24.2		mg/m3		97	75 - 125
m,p-Xylene	50.0	46.6		mg/m3		93	75 - 125
Methyl-t-Butyl Ether (MTBE)	25.0	22.1		mg/m3		88	60 - 135
o-Xylene	25.0	24.0		mg/m3		96	75 - 125
Toluene	25.0	24.4		mg/m3		97	70 - 120
tert-Butyl alcohol (TBA)	125	138		mg/m3		110	70 - 135

Analyte	Spike Added	LCS Result	LCS Qualifier	Unit	D	%Rec	%Rec. Limits
Benzene	7.8	6.73		ppm v/v		86	70 - 120
Ethylbenzene	5.8	5.58		ppm v/v		97	75 - 125
m,p-Xylene	12	10.7		ppm v/v		93	75 - 125
Methyl-t-Butyl Ether (MTBE)	6.9	6.12		ppm v/v		88	60 - 135
o-Xylene	5.8	5.52		ppm v/v		96	75 - 125
Toluene	6.6	6.46		ppm v/v		97	70 - 120
tert-Butyl alcohol (TBA)	41	45.4		ppm v/v		110	70 - 135

Surrogate	LCS %Recovery	LCS Qualifier	Limits
4-Bromofluorobenzene (Surr)	103		80 - 120
Dibromofluoromethane (Surr)	112		80 - 120
Toluene-d8 (Surr)	110		80 - 120

TestAmerica Irvine

# QC Sample Results

Client: Conestoga-Rovers & Associates, Inc.  
 Project/Site: 4212 First St., Pleasanton, CA

TestAmerica Job ID: 440-41923-1

## Method: 8260B - Volatile Organic Compounds (GC/MS) (Continued)

**Lab Sample ID: 440-41960-A-3 DU**

**Matrix: Air**

**Analysis Batch: 94731**

**Client Sample ID: Duplicate**

**Prep Type: Total/NA**

Analyte	Sample Result	Sample Qualifier	DU Result	DU Qualifier	Unit	D	RPD	Limit
Benzene	ND		ND		mg/m3		NC	20
Ethylbenzene	ND		ND		mg/m3		NC	20
Methyl-t-Butyl Ether (MTBE)	ND		ND		mg/m3		NC	25
Toluene	ND		ND		mg/m3		NC	20
Xylenes, Total	ND		ND		mg/m3		NC	20
tert-Butyl alcohol (TBA)	ND		ND		mg/m3		NC	20

Analyte	Sample Result	Sample Qualifier	DU Result	DU Qualifier	Unit	D	RPD	Limit
Benzene	ND		ND		ppm v/v		NC	20
Ethylbenzene	ND		ND		ppm v/v		NC	20
Methyl-t-Butyl Ether (MTBE)	ND		ND		ppm v/v		NC	25
Toluene	ND		ND		ppm v/v		NC	20
Xylenes, Total	ND		ND		ppm v/v		NC	20
tert-Butyl alcohol (TBA)	ND		ND		ppm v/v		NC	20

Surrogate	%Recovery	DU Qualifier	Limits
4-Bromofluorobenzene (Surr)	99		80 - 120
Dibromofluoromethane (Surr)	109		80 - 120
Toluene-d8 (Surr)	107		80 - 120

## Method: 8260B/CA\_LUFTMS - Volatile Organic Compounds by GC/MS

**Lab Sample ID: MB 440-94732/7**

**Matrix: Air**

**Analysis Batch: 94732**

**Client Sample ID: Method Blank**

**Prep Type: Total/NA**

Analyte	MB Result	MB Qualifier	RL	MDL	Unit	D	Prepared	Analyzed	Dil Fac
Volatile Fuel Hydrocarbons (C4-C12)	ND		100		mg/m3			03/28/13 10:36	1

Analyte	MB Result	MB Qualifier	RL	MDL	Unit	D	Prepared	Analyzed	Dil Fac
Volatile Fuel Hydrocarbons (C4-C12)	ND		24		ppm v/v			03/28/13 10:36	1

Surrogate	%Recovery	MB Qualifier	Limits	Prepared	Analyzed	Dil Fac
Dibromofluoromethane (Surr)	110		80 - 120		03/28/13 10:36	1
4-Bromofluorobenzene (Surr)	102		80 - 120		03/28/13 10:36	1
Toluene-d8 (Surr)	108		80 - 120		03/28/13 10:36	1

**Lab Sample ID: LCS 440-94732/6**

**Matrix: Air**

**Analysis Batch: 94732**

**Client Sample ID: Lab Control Sample**

**Prep Type: Total/NA**

Analyte	Spike Added	LCS Result	LCS Qualifier	Unit	D	%Rec	%Rec. Limits
Volatile Fuel Hydrocarbons (C4-C12)	500	525		mg/m3		105	55 - 130

Analyte	Spike Added	LCS Result	LCS Qualifier	Unit	D	%Rec	%Rec. Limits
Volatile Fuel Hydrocarbons (C4-C12)	120	128		ppm v/v		105	55 - 130

TestAmerica Irvine



# QC Sample Results

Client: Conestoga-Rovers & Associates, Inc.  
 Project/Site: 4212 First St., Pleasanton, CA

TestAmerica Job ID: 440-41923-1

## Method: 8260B/CA\_LUFTMS - Volatile Organic Compounds by GC/MS (Continued)

**Lab Sample ID: LCS 440-94732/6**

**Matrix: Air**

**Analysis Batch: 94732**

**Client Sample ID: Lab Control Sample**

**Prep Type: Total/NA**

<i>Surrogate</i>	<i>LCS</i>		<i>Limits</i>
	<i>%Recovery</i>	<i>Qualifier</i>	
<i>Dibromofluoromethane (Surr)</i>	108		80 - 120
<i>4-Bromofluorobenzene (Surr)</i>	103		80 - 120
<i>Toluene-d8 (Surr)</i>	110		80 - 120

**Lab Sample ID: 440-41960-A-3 DU**

**Matrix: Air**

**Analysis Batch: 94732**

**Client Sample ID: Duplicate**

**Prep Type: Total/NA**

<i>Analyte</i>	<i>Sample</i>	<i>Sample</i>	<i>DU</i>	<i>DU</i>	<i>Unit</i>	<i>D</i>	<i>RPD</i>	<i>Limit</i>
	<i>Result</i>	<i>Qualifier</i>	<i>Result</i>	<i>Qualifier</i>				
Volatile Fuel Hydrocarbons (C4-C12)	ND		ND		mg/m3		NC	20

<i>Analyte</i>	<i>Sample</i>	<i>Sample</i>	<i>DU</i>	<i>DU</i>	<i>Unit</i>	<i>D</i>	<i>RPD</i>	<i>Limit</i>
	<i>Result</i>	<i>Qualifier</i>	<i>Result</i>	<i>Qualifier</i>				
Volatile Fuel Hydrocarbons (C4-C12)	ND		ND		ppm v/v		NC	20

<i>Surrogate</i>	<i>DU</i>		<i>Limits</i>
	<i>%Recovery</i>	<i>Qualifier</i>	
<i>Dibromofluoromethane (Surr)</i>	109		80 - 120
<i>4-Bromofluorobenzene (Surr)</i>	99		80 - 120
<i>Toluene-d8 (Surr)</i>	107		80 - 120

# QC Association Summary

Client: Conestoga-Rovers & Associates, Inc.  
Project/Site: 4212 First St., Pleasanton, CA

TestAmerica Job ID: 440-41923-1

## GC/MS VOA

### Analysis Batch: 94731

Lab Sample ID	Client Sample ID	Prep Type	Matrix	Method	Prep Batch
440-41923-1	SVE-5	Total/NA	Air	8260B	
440-41923-2	SVE-5	Total/NA	Air	8260B	
440-41923-3	MW-4	Total/NA	Air	8260B	
440-41923-4	SVE-5	Total/NA	Air	8260B	
440-41923-5	MW-4	Total/NA	Air	8260B	
440-41960-A-3 DU	Duplicate	Total/NA	Air	8260B	
LCS 440-94731/5	Lab Control Sample	Total/NA	Air	8260B	
MB 440-94731/7	Method Blank	Total/NA	Air	8260B	

### Analysis Batch: 94732

Lab Sample ID	Client Sample ID	Prep Type	Matrix	Method	Prep Batch
440-41923-1	SVE-5	Total/NA	Air	8260B/CA_LUFT MS	
440-41923-2	SVE-5	Total/NA	Air	8260B/CA_LUFT MS	
440-41923-3	MW-4	Total/NA	Air	8260B/CA_LUFT MS	
440-41923-4	SVE-5	Total/NA	Air	8260B/CA_LUFT MS	
440-41923-5	MW-4	Total/NA	Air	8260B/CA_LUFT MS	
440-41960-A-3 DU	Duplicate	Total/NA	Air	8260B/CA_LUFT MS	
LCS 440-94732/6	Lab Control Sample	Total/NA	Air	8260B/CA_LUFT MS	
MB 440-94732/7	Method Blank	Total/NA	Air	8260B/CA_LUFT MS	

## Definitions/Glossary

Client: Conestoga-Rovers & Associates, Inc.  
Project/Site: 4212 First St., Pleasanton, CA

TestAmerica Job ID: 440-41923-1

### Glossary

Abbreviation	These commonly used abbreviations may or may not be present in this report.
▫	Listed under the "D" column to designate that the result is reported on a dry weight basis
%R	Percent Recovery
CNF	Contains no Free Liquid
DER	Duplicate error ratio (normalized absolute difference)
DL, RA, RE, IN	Indicates a Dilution, Re-analysis, Re-extraction, or additional Initial metals/anion analysis of the sample
DLC	Decision level concentration
MDA	Minimum detectable activity
EDL	Estimated Detection Limit
MDC	Minimum detectable concentration
MDL	Method Detection Limit
ML	Minimum Level (Dioxin)
ND	Not detected at the reporting limit (or MDL or EDL if shown)
PQL	Practical Quantitation Limit
QC	Quality Control
RER	Relative error ratio
RL	Reporting Limit or Requested Limit (Radiochemistry)
RPD	Relative Percent Difference, a measure of the relative difference between two points
TEF	Toxicity Equivalent Factor (Dioxin)
TEQ	Toxicity Equivalent Quotient (Dioxin)

# Certification Summary

Client: Conestoga-Rovers & Associates, Inc.  
Project/Site: 4212 First St., Pleasanton, CA

TestAmerica Job ID: 440-41923-1

## Laboratory: TestAmerica Irvine

All certifications held by this laboratory are listed. Not all certifications are applicable to this report.

Authority	Program	EPA Region	Certification ID	Expiration Date
Alaska	State Program	10	CA01531	06-30-13
Arizona	State Program	9	AZ0671	10-13-13
California	LA Cty Sanitation Districts	9	10256	01-31-14
California	NELAP	9	1108CA	01-31-14
California	State Program	9	2706	06-30-14
Guam	State Program	9	Cert. No. 12.002r	03-28-13 *
Hawaii	State Program	9	N/A	01-31-14
Nevada	State Program	9	CA015312007A	07-31-13
Northern Mariana Islands	State Program	9	MP0002	01-31-14
Oregon	NELAP	10	4005	09-12-13
USDA	Federal		P330-09-00080	06-06-14
USEPA UCMR	Federal	1	CA01531	01-31-15

\* Expired certification is currently pending renewal and is considered valid.

TestAmerica Irvine



# Shell Oil Products Chain Of Custody Record

440-41923

### LAB (LOCATION)

- CALSCIENCE ( )
- SPL ( )
- XENCO ( )
- TEST AMERICA ( )
- OTHER ( )

Please Check Appropriate Box:

<input type="checkbox"/> ENV. SERVICES	<input type="checkbox"/> MOTIVA RETAIL	<input type="checkbox"/> SHELL RETAIL
<input type="checkbox"/> MOTIVA SD&CM	<input checked="" type="checkbox"/> CONSULTANT	<input type="checkbox"/> LUBES
<input type="checkbox"/> SHELL PIPELINE	<input type="checkbox"/> OTHER _____	

Print Bill To Contact Name:

Peter Schaefer 240523

PO # \_\_\_\_\_

INCIDENT # (ENV SERVICES):

9 8 9 9 5 8 4 0

SAP # \_\_\_\_\_

CHECK IF NO INCIDENT # APPLIES

DATE: \_\_\_\_\_

PAGE: 1 of 1

SAMPLING COMPANY: **Conestoga-Rovers & Associates**

LOG CODE: **CRAW**

ADDRESS: **5900 Hollis St, Suite A, Emeryville, CA 94608**

PROJECT CONTACT (Hardcopy or PDF Report to): **Peter Schaefer**

TELEPHONE: **510-420-3319** FAX: **510-420-9170** E-MAIL: **pschaefer@croworld.com; iradon@croworld.com**

SITE ADDRESS: Street and City: **4212 First Street, Pleasanton** State: **CA** GLOBAL ID NO.: **RO0000360**

EDF DELIVERABLE TO (Name, Company, Office Location): **Brenda Carter, CRA, Emeryville** PHONE NO.: **510-420-0700** E-MAIL: **emeryvilleedf@croworld.com** CONSULTANT PROJECT NO.: **240523-2013-05**

SAMPLER NAME(S) (Print, ID): \_\_\_\_\_

TURNAROUND TIME (CALENDAR DAYS):

STANDARD (14 DAY)  5 DAYS  3 DAYS  2 DAYS  24 HOURS  RESULTS NEEDED ON WEEKEND

REQUESTED ANALYSIS

LA - RWQCB REPORT FORMAT  UST AGENCY:

SPECIAL INSTRUCTIONS OR NOTES :

Copy of final report to Shell, Lab.Billing@croworld.com; iradon@croworld.com; mlandberg@croworld.com; pschaefer@croworld.com

SHELL CONTRACT RATE APPLIES

STATE REIMBURSEMENT RATE APPLIES

EDD NOT NEEDED

RECEIPT VERIFICATION REQUESTED

TEMPERATURE ON RECEIPT C°

18.8/18.5

Container PID Readings or Laboratory Notes

Page 17 of 18

LAB USE ONLY	Field Sample Identification	SAMPLING		MATRIX	PRESERVATIVE					NO. OF CONT.	TPH -GRO, Puigable (8260B)	BTEX + MTBE + TBA (8260B)	CH4 by SCAQMD 26.3 (H)	TEDLAR BAGS
		DATE	TIME		HCL	HNO3	H2SO4	NONE	OTHER					
	SVE-5	3/26/13	8:15	VAPOR				X			X	X		
	SVE-5	3/26/13	9:00	VAPOR				X			X	X		
	MW-4	3/26/13	10:40	VAPOR				X			X	X		
	SVE-5	↓	18:00	↓				↓			↓	↓		
	MW-4	↓	18:00	↓				↓			↓	↓		

Relinquished by: (Signature) <i>[Signature]</i>	Received by: (Signature) <i>[Signature]</i>	Date: 3-26-13	Time: 1835
Relinquished by: (Signature) <i>[Signature]</i>	Received by: (Signature) <i>[Signature]</i>	Date:	Time:
Relinquished by: (Signature) <i>[Signature]</i>	Received by: (Signature) <i>[Signature]</i>	Date: 3/27/13	Time: 9:35

06/2006 Revision

4/8/2013



## Login Sample Receipt Checklist

Client: Conestoga-Rovers & Associates, Inc.

Job Number: 440-41923-1

**Login Number: 41923**

**List Number: 1**

**Creator: Freitag, Kevin R**

**List Source: TestAmerica Irvine**

Question	Answer	Comment
Radioactivity wasn't checked or is <=/ background as measured by a survey meter.	N/A	
The cooler's custody seal, if present, is intact.	True	
Sample custody seals, if present, are intact.	N/A	
The cooler or samples do not appear to have been compromised or tampered with.	True	
Samples were received on ice.	N/A	
Cooler Temperature is acceptable.	N/A	
Cooler Temperature is recorded.	True	
COC is present.	True	
COC is filled out in ink and legible.	True	
COC is filled out with all pertinent information.	True	
Is the Field Sampler's name present on COC?	False	Refer to Job Narrative for details.
There are no discrepancies between the containers received and the COC.	True	
Samples are received within Holding Time.	True	
Sample containers have legible labels.	True	
Containers are not broken or leaking.	True	
Sample collection date/times are provided.	True	
Appropriate sample containers are used.	True	
Sample bottles are completely filled.	True	
Sample Preservation Verified.	N/A	
There is sufficient vol. for all requested analyses, incl. any requested MS/MSDs	True	
Containers requiring zero headspace have no headspace or bubble is <6mm (1/4").	N/A	
Multiphasic samples are not present.	True	
Samples do not require splitting or compositing.	True	
Residual Chlorine Checked.	N/A	



# TestAmerica

THE LEADER IN ENVIRONMENTAL TESTING

## ANALYTICAL REPORT

TestAmerica Laboratories, Inc.

TestAmerica Irvine

17461 Derian Ave

Suite 100

Irvine, CA 92614-5817

Tel: (949)261-1022

TestAmerica Job ID: 440-42091-1

Client Project/Site: 4212 First St., Pleasanton, CA

For:

Conestoga-Rovers & Associates, Inc.

5900 Hollis Street

Suite A

Emeryville, California 94608

Attn: Peter Schaefer



Authorized for release by:

4/8/2013 3:07:20 PM

Philip Sanelle

Project Manager I

[philip.sanelle@testamericainc.com](mailto:philip.sanelle@testamericainc.com)

### LINKS

Review your project  
results through

Total Access

Have a Question?



Visit us at:

[www.testamericainc.com](http://www.testamericainc.com)

*The test results in this report meet all 2003 NELAC and 2009 TNI requirements for accredited parameters, exceptions are noted in this report. This report may not be reproduced except in full, and with written approval from the laboratory. For questions please contact the Project Manager at the e-mail address or telephone number listed on this page.*

*This report has been electronically signed and authorized by the signatory. Electronic signature is intended to be the legally binding equivalent of a traditionally handwritten signature.*

*Results relate only to the items tested and the sample(s) as received by the laboratory.*

1

2

3

4

5

6

7

8

9

10

11

12

13



# Table of Contents

Cover Page . . . . .	1
Table of Contents . . . . .	2
Sample Summary . . . . .	3
Case Narrative . . . . .	4
Client Sample Results . . . . .	5
Method Summary . . . . .	8
Chronicle . . . . .	9
QC Sample Results . . . . .	10
QC Association . . . . .	13
Definitions . . . . .	14
Certification Summary . . . . .	15
Chain of Custody . . . . .	16
Receipt Checklists . . . . .	17



# Sample Summary

Client: Conestoga-Rovers & Associates, Inc.  
Project/Site: 4212 First St., Pleasanton, CA

TestAmerica Job ID: 440-42091-1

Lab Sample ID	Client Sample ID	Matrix	Collected	Received
440-42091-1	MW-4	Air	03/27/13 08:20	03/28/13 09:35
440-42091-2	SVE-5	Air	03/27/13 08:25	03/28/13 09:35
440-42091-3	MW-4	Air	03/27/13 05:55	03/28/13 09:35
440-42091-4	SVE-5	Air	03/27/13 06:00	03/28/13 09:35

1

2

3

4

5

6

7

8

9

10

11

12

13

# Case Narrative

Client: Conestoga-Rovers & Associates, Inc.  
Project/Site: 4212 First St., Pleasanton, CA

TestAmerica Job ID: 440-42091-1

---

**Job ID: 440-42091-1**

---

**Laboratory: TestAmerica Irvine**

---

**Narrative**

**Job Narrative**  
**440-42091-1**

**Comments**

No additional comments.

**Receipt**

The samples were received on 3/28/2013 9:35 AM; the samples arrived in good condition, properly preserved and, where required, on ice. The temperature of the cooler at receipt was 22.0° C.

**GC/MS VOA**

No analytical or quality issues were noted.

**VOA Prep**

No analytical or quality issues were noted.

- 1
- 2
- 3
- 4
- 5
- 6
- 7
- 8
- 9
- 10
- 11
- 12
- 13

# Client Sample Results

Client: Conestoga-Rovers & Associates, Inc.  
 Project/Site: 4212 First St., Pleasanton, CA

TestAmerica Job ID: 440-42091-1

**Client Sample ID: MW-4**

**Lab Sample ID: 440-42091-1**

Date Collected: 03/27/13 08:20

Matrix: Air

Date Received: 03/28/13 09:35

Sample Container: Tedlar Bag 1L

**Method: 8260B/CA\_LUFTMS - Volatile Organic Compounds by GC/MS**

Analyte	Result	Qualifier	RL	MDL	Unit	D	Prepared	Analyzed	Dil Fac
<b>Volatile Fuel Hydrocarbons (C4-C12)</b>	<b>3400</b>		100		mg/m3			03/29/13 11:54	1

Analyte	Result	Qualifier	RL	MDL	Unit	D	Prepared	Analyzed	Dil Fac
<b>Volatile Fuel Hydrocarbons (C4-C12)</b>	<b>840</b>		24		ppm v/v			03/29/13 11:54	1

Surrogate	%Recovery	Qualifier	Limits	Prepared	Analyzed	Dil Fac
Dibromofluoromethane (Surr)	111		80 - 120		03/29/13 11:54	1
4-Bromofluorobenzene (Surr)	108		80 - 120		03/29/13 11:54	1
Toluene-d8 (Surr)	111		80 - 120		03/29/13 11:54	1

**Method: 8260B - Volatile Organic Compounds (GC/MS)**

Analyte	Result	Qualifier	RL	MDL	Unit	D	Prepared	Analyzed	Dil Fac
Benzene	ND		2.0		mg/m3			03/29/13 11:54	1
Ethylbenzene	8.4		2.0		mg/m3			03/29/13 11:54	1
Methyl-t-Butyl Ether (MTBE)	17		2.0		mg/m3			03/29/13 11:54	1
Toluene	ND		2.0		mg/m3			03/29/13 11:54	1
Xylenes, Total	6.3		6.0		mg/m3			03/29/13 11:54	1
tert-Butyl alcohol (TBA)	ND		200		mg/m3			03/29/13 11:54	1

Analyte	Result	Qualifier	RL	MDL	Unit	D	Prepared	Analyzed	Dil Fac
Benzene	ND		0.63		ppm v/v			03/29/13 11:54	1
Ethylbenzene	1.9		0.46		ppm v/v			03/29/13 11:54	1
Methyl-t-Butyl Ether (MTBE)	4.6		0.55		ppm v/v			03/29/13 11:54	1
Toluene	ND		0.53		ppm v/v			03/29/13 11:54	1
Xylenes, Total	1.5		1.4		ppm v/v			03/29/13 11:54	1
tert-Butyl alcohol (TBA)	ND		66		ppm v/v			03/29/13 11:54	1

Surrogate	%Recovery	Qualifier	Limits	Prepared	Analyzed	Dil Fac
4-Bromofluorobenzene (Surr)	108		80 - 120		03/29/13 11:54	1
Dibromofluoromethane (Surr)	111		80 - 120		03/29/13 11:54	1
Toluene-d8 (Surr)	111		80 - 120		03/29/13 11:54	1

**Client Sample ID: SVE-5**

**Lab Sample ID: 440-42091-2**

Date Collected: 03/27/13 08:25

Matrix: Air

Date Received: 03/28/13 09:35

Sample Container: Tedlar Bag 1L

**Method: 8260B/CA\_LUFTMS - Volatile Organic Compounds by GC/MS**

Analyte	Result	Qualifier	RL	MDL	Unit	D	Prepared	Analyzed	Dil Fac
<b>Volatile Fuel Hydrocarbons (C4-C12)</b>	<b>2500</b>		100		mg/m3			03/29/13 12:22	1

Analyte	Result	Qualifier	RL	MDL	Unit	D	Prepared	Analyzed	Dil Fac
<b>Volatile Fuel Hydrocarbons (C4-C12)</b>	<b>620</b>		24		ppm v/v			03/29/13 12:22	1

Surrogate	%Recovery	Qualifier	Limits	Prepared	Analyzed	Dil Fac
Dibromofluoromethane (Surr)	108		80 - 120		03/29/13 12:22	1
4-Bromofluorobenzene (Surr)	106		80 - 120		03/29/13 12:22	1
Toluene-d8 (Surr)	112		80 - 120		03/29/13 12:22	1

TestAmerica Irvine

# Client Sample Results

Client: Conestoga-Rovers & Associates, Inc.  
Project/Site: 4212 First St., Pleasanton, CA

TestAmerica Job ID: 440-42091-1

**Client Sample ID: SVE-5**

**Lab Sample ID: 440-42091-2**

Date Collected: 03/27/13 08:25

Matrix: Air

Date Received: 03/28/13 09:35

Sample Container: Tedlar Bag 1L

**Method: 8260B - Volatile Organic Compounds (GC/MS)**

Analyte	Result	Qualifier	RL	MDL	Unit	D	Prepared	Analyzed	Dil Fac
Benzene	2.4		2.0		mg/m3			03/29/13 12:22	1
Ethylbenzene	14		2.0		mg/m3			03/29/13 12:22	1
Methyl-t-Butyl Ether (MTBE)	ND		2.0		mg/m3			03/29/13 12:22	1
Toluene	ND		2.0		mg/m3			03/29/13 12:22	1
<b>Xylenes, Total</b>	<b>26</b>		6.0		mg/m3			03/29/13 12:22	1
tert-Butyl alcohol (TBA)	ND		200		mg/m3			03/29/13 12:22	1

Analyte	Result	Qualifier	RL	MDL	Unit	D	Prepared	Analyzed	Dil Fac
Benzene	0.74		0.63		ppm v/v			03/29/13 12:22	1
Ethylbenzene	3.2		0.46		ppm v/v			03/29/13 12:22	1
Methyl-t-Butyl Ether (MTBE)	ND		0.55		ppm v/v			03/29/13 12:22	1
Toluene	ND		0.53		ppm v/v			03/29/13 12:22	1
<b>Xylenes, Total</b>	<b>6.1</b>		1.4		ppm v/v			03/29/13 12:22	1
tert-Butyl alcohol (TBA)	ND		66		ppm v/v			03/29/13 12:22	1

Surrogate	%Recovery	Qualifier	Limits	Prepared	Analyzed	Dil Fac
4-Bromofluorobenzene (Surr)	106		80 - 120		03/29/13 12:22	1
Dibromofluoromethane (Surr)	108		80 - 120		03/29/13 12:22	1
Toluene-d8 (Surr)	112		80 - 120		03/29/13 12:22	1

**Client Sample ID: MW-4**

**Lab Sample ID: 440-42091-3**

Date Collected: 03/27/13 05:55

Matrix: Air

Date Received: 03/28/13 09:35

Sample Container: Tedlar Bag 1L

**Method: 8260B/CA\_LUFTMS - Volatile Organic Compounds by GC/MS**

Analyte	Result	Qualifier	RL	MDL	Unit	D	Prepared	Analyzed	Dil Fac
<b>Volatile Fuel Hydrocarbons (C4-C12)</b>	<b>3100</b>		100		mg/m3			03/29/13 12:50	1

Analyte	Result	Qualifier	RL	MDL	Unit	D	Prepared	Analyzed	Dil Fac
<b>Volatile Fuel Hydrocarbons (C4-C12)</b>	<b>760</b>		24		ppm v/v			03/29/13 12:50	1

Surrogate	%Recovery	Qualifier	Limits	Prepared	Analyzed	Dil Fac
Dibromofluoromethane (Surr)	110		80 - 120		03/29/13 12:50	1
4-Bromofluorobenzene (Surr)	109		80 - 120		03/29/13 12:50	1
Toluene-d8 (Surr)	113		80 - 120		03/29/13 12:50	1

**Method: 8260B - Volatile Organic Compounds (GC/MS)**

Analyte	Result	Qualifier	RL	MDL	Unit	D	Prepared	Analyzed	Dil Fac
Benzene	4.0		2.0		mg/m3			03/29/13 12:50	1
Ethylbenzene	13		2.0		mg/m3			03/29/13 12:50	1
Methyl-t-Butyl Ether (MTBE)	41		2.0		mg/m3			03/29/13 12:50	1
Toluene	ND		2.0		mg/m3			03/29/13 12:50	1
<b>Xylenes, Total</b>	<b>13</b>		6.0		mg/m3			03/29/13 12:50	1
tert-Butyl alcohol (TBA)	ND		200		mg/m3			03/29/13 12:50	1

Analyte	Result	Qualifier	RL	MDL	Unit	D	Prepared	Analyzed	Dil Fac
Benzene	1.2		0.63		ppm v/v			03/29/13 12:50	1
Ethylbenzene	3.0		0.46		ppm v/v			03/29/13 12:50	1
Methyl-t-Butyl Ether (MTBE)	11		0.55		ppm v/v			03/29/13 12:50	1

TestAmerica Irvine

# Client Sample Results

Client: Conestoga-Rovers & Associates, Inc.  
Project/Site: 4212 First St., Pleasanton, CA

TestAmerica Job ID: 440-42091-1

## Client Sample ID: MW-4

Lab Sample ID: 440-42091-3

Date Collected: 03/27/13 05:55

Matrix: Air

Date Received: 03/28/13 09:35

Sample Container: Tedlar Bag 1L

### Method: 8260B - Volatile Organic Compounds (GC/MS) (Continued)

Analyte	Result	Qualifier	RL	MDL	Unit	D	Prepared	Analyzed	Dil Fac
Toluene	ND		0.53		ppm v/v			03/29/13 12:50	1
<b>Xylenes, Total</b>	<b>3.0</b>		1.4		ppm v/v			03/29/13 12:50	1
tert-Butyl alcohol (TBA)	ND		66		ppm v/v			03/29/13 12:50	1
<b>Surrogate</b>	<b>%Recovery</b>	<b>Qualifier</b>	<b>Limits</b>				<b>Prepared</b>	<b>Analyzed</b>	<b>Dil Fac</b>
4-Bromofluorobenzene (Surr)	109		80 - 120					03/29/13 12:50	1
Dibromofluoromethane (Surr)	110		80 - 120					03/29/13 12:50	1
Toluene-d8 (Surr)	113		80 - 120					03/29/13 12:50	1

## Client Sample ID: SVE-5

Lab Sample ID: 440-42091-4

Date Collected: 03/27/13 06:00

Matrix: Air

Date Received: 03/28/13 09:35

Sample Container: Tedlar Bag 1L

### Method: 8260B/CA\_LUFTMS - Volatile Organic Compounds by GC/MS

Analyte	Result	Qualifier	RL	MDL	Unit	D	Prepared	Analyzed	Dil Fac
<b>Volatile Fuel Hydrocarbons (C4-C12)</b>	<b>1900</b>		100		mg/m3			03/29/13 13:18	1
<b>Analyte</b>	<b>Result</b>	<b>Qualifier</b>	<b>RL</b>	<b>MDL</b>	<b>Unit</b>	<b>D</b>	<b>Prepared</b>	<b>Analyzed</b>	<b>Dil Fac</b>
<b>Volatile Fuel Hydrocarbons (C4-C12)</b>	<b>460</b>		24		ppm v/v			03/29/13 13:18	1
<b>Surrogate</b>	<b>%Recovery</b>	<b>Qualifier</b>	<b>Limits</b>				<b>Prepared</b>	<b>Analyzed</b>	<b>Dil Fac</b>
Dibromofluoromethane (Surr)	113		80 - 120					03/29/13 13:18	1
4-Bromofluorobenzene (Surr)	104		80 - 120					03/29/13 13:18	1
Toluene-d8 (Surr)	112		80 - 120					03/29/13 13:18	1

### Method: 8260B - Volatile Organic Compounds (GC/MS)

Analyte	Result	Qualifier	RL	MDL	Unit	D	Prepared	Analyzed	Dil Fac
<b>Benzene</b>	<b>2.4</b>		2.0		mg/m3			03/29/13 13:18	1
<b>Ethylbenzene</b>	<b>16</b>		2.0		mg/m3			03/29/13 13:18	1
Methyl-t-Butyl Ether (MTBE)	ND		2.0		mg/m3			03/29/13 13:18	1
Toluene	ND		2.0		mg/m3			03/29/13 13:18	1
<b>Xylenes, Total</b>	<b>35</b>		6.0		mg/m3			03/29/13 13:18	1
tert-Butyl alcohol (TBA)	ND		200		mg/m3			03/29/13 13:18	1
<b>Analyte</b>	<b>Result</b>	<b>Qualifier</b>	<b>RL</b>	<b>MDL</b>	<b>Unit</b>	<b>D</b>	<b>Prepared</b>	<b>Analyzed</b>	<b>Dil Fac</b>
<b>Benzene</b>	<b>0.76</b>		0.63		ppm v/v			03/29/13 13:18	1
<b>Ethylbenzene</b>	<b>3.7</b>		0.46		ppm v/v			03/29/13 13:18	1
Methyl-t-Butyl Ether (MTBE)	ND		0.55		ppm v/v			03/29/13 13:18	1
Toluene	ND		0.53		ppm v/v			03/29/13 13:18	1
<b>Xylenes, Total</b>	<b>8.1</b>		1.4		ppm v/v			03/29/13 13:18	1
tert-Butyl alcohol (TBA)	ND		66		ppm v/v			03/29/13 13:18	1
<b>Surrogate</b>	<b>%Recovery</b>	<b>Qualifier</b>	<b>Limits</b>				<b>Prepared</b>	<b>Analyzed</b>	<b>Dil Fac</b>
4-Bromofluorobenzene (Surr)	104		80 - 120					03/29/13 13:18	1
Dibromofluoromethane (Surr)	113		80 - 120					03/29/13 13:18	1
Toluene-d8 (Surr)	112		80 - 120					03/29/13 13:18	1

TestAmerica Irvine

# Method Summary

Client: Conestoga-Rovers & Associates, Inc.  
Project/Site: 4212 First St., Pleasanton, CA

TestAmerica Job ID: 440-42091-1

Method	Method Description	Protocol	Laboratory
8260B	Volatile Organic Compounds (GC/MS)	SW846	TAL IRV
8260B/CA_LUFTM S	Volatile Organic Compounds by GC/MS	SW846	TAL IRV

**Protocol References:**

SW846 = "Test Methods For Evaluating Solid Waste, Physical/Chemical Methods", Third Edition, November 1986 And Its Updates.

**Laboratory References:**

TAL IRV = TestAmerica Irvine, 17461 Derian Ave, Suite 100, Irvine, CA 92614-5817, TEL (949)261-1022



# Lab Chronicle

Client: Conestoga-Rovers & Associates, Inc.  
Project/Site: 4212 First St., Pleasanton, CA

TestAmerica Job ID: 440-42091-1

## Client Sample ID: MW-4

Date Collected: 03/27/13 08:20

Date Received: 03/28/13 09:35

## Lab Sample ID: 440-42091-1

Matrix: Air

Prep Type	Batch Type	Batch Method	Run	Dil Factor	Initial Amount	Final Amount	Batch Number	Prepared or Analyzed	Analyst	Lab
Total/NA	Analysis	8260B		1	5 cc	10 mL	95012	03/29/13 11:54	WC	TAL IRV
Total/NA	Analysis	8260B/CA_LUFTMS		1	5 cc	10 mL	95013	03/29/13 11:54	WC	TAL IRV

## Client Sample ID: SVE-5

Date Collected: 03/27/13 08:25

Date Received: 03/28/13 09:35

## Lab Sample ID: 440-42091-2

Matrix: Air

Prep Type	Batch Type	Batch Method	Run	Dil Factor	Initial Amount	Final Amount	Batch Number	Prepared or Analyzed	Analyst	Lab
Total/NA	Analysis	8260B		1	5 cc	10 mL	95012	03/29/13 12:22	WC	TAL IRV
Total/NA	Analysis	8260B/CA_LUFTMS		1	5 cc	10 mL	95013	03/29/13 12:22	WC	TAL IRV

## Client Sample ID: MW-4

Date Collected: 03/27/13 05:55

Date Received: 03/28/13 09:35

## Lab Sample ID: 440-42091-3

Matrix: Air

Prep Type	Batch Type	Batch Method	Run	Dil Factor	Initial Amount	Final Amount	Batch Number	Prepared or Analyzed	Analyst	Lab
Total/NA	Analysis	8260B		1	5 cc	10 mL	95012	03/29/13 12:50	WC	TAL IRV
Total/NA	Analysis	8260B/CA_LUFTMS		1	5 cc	10 mL	95013	03/29/13 12:50	WC	TAL IRV

## Client Sample ID: SVE-5

Date Collected: 03/27/13 06:00

Date Received: 03/28/13 09:35

## Lab Sample ID: 440-42091-4

Matrix: Air

Prep Type	Batch Type	Batch Method	Run	Dil Factor	Initial Amount	Final Amount	Batch Number	Prepared or Analyzed	Analyst	Lab
Total/NA	Analysis	8260B		1	5 cc	10 mL	95012	03/29/13 13:18	WC	TAL IRV
Total/NA	Analysis	8260B/CA_LUFTMS		1	5 cc	10 mL	95013	03/29/13 13:18	WC	TAL IRV

### Laboratory References:

TAL IRV = TestAmerica Irvine, 17461 Derian Ave, Suite 100, Irvine, CA 92614-5817, TEL (949)261-1022

# QC Sample Results

Client: Conestoga-Rovers & Associates, Inc.  
Project/Site: 4212 First St., Pleasanton, CA

TestAmerica Job ID: 440-42091-1

## Method: 8260B - Volatile Organic Compounds (GC/MS)

Lab Sample ID: MB 440-95012/7

Matrix: Air

Analysis Batch: 95012

Client Sample ID: Method Blank

Prep Type: Total/NA

Analyte	MB Result	MB Qualifier	RL	MDL	Unit	D	Prepared	Analyzed	Dil Fac
Benzene	ND		2.0		mg/m3			03/29/13 10:31	1
Ethylbenzene	ND		2.0		mg/m3			03/29/13 10:31	1
Methyl-t-Butyl Ether (MTBE)	ND		2.0		mg/m3			03/29/13 10:31	1
Toluene	ND		2.0		mg/m3			03/29/13 10:31	1
Xylenes, Total	ND		6.0		mg/m3			03/29/13 10:31	1
tert-Butyl alcohol (TBA)	ND		200		mg/m3			03/29/13 10:31	1

Analyte	MB Result	MB Qualifier	RL	MDL	Unit	D	Prepared	Analyzed	Dil Fac
Benzene	ND		0.63		ppm v/v			03/29/13 10:31	1
Ethylbenzene	ND		0.46		ppm v/v			03/29/13 10:31	1
Methyl-t-Butyl Ether (MTBE)	ND		0.55		ppm v/v			03/29/13 10:31	1
Toluene	ND		0.53		ppm v/v			03/29/13 10:31	1
Xylenes, Total	ND		1.4		ppm v/v			03/29/13 10:31	1
tert-Butyl alcohol (TBA)	ND		66		ppm v/v			03/29/13 10:31	1

Surrogate	MB %Recovery	MB Qualifier	Limits	Prepared	Analyzed	Dil Fac
4-Bromofluorobenzene (Surr)	101		80 - 120		03/29/13 10:31	1
Dibromofluoromethane (Surr)	111		80 - 120		03/29/13 10:31	1
Toluene-d8 (Surr)	108		80 - 120		03/29/13 10:31	1

Lab Sample ID: LCS 440-95012/5

Matrix: Air

Analysis Batch: 95012

Client Sample ID: Lab Control Sample

Prep Type: Total/NA

Analyte	Spike Added	LCS Result	LCS Qualifier	Unit	D	%Rec	%Rec. Limits
Benzene	25.0	22.5		mg/m3		90	70 - 120
Ethylbenzene	25.0	26.3		mg/m3		105	75 - 125
m,p-Xylene	50.0	49.4		mg/m3		99	75 - 125
Methyl-t-Butyl Ether (MTBE)	25.0	22.9		mg/m3		92	60 - 135
o-Xylene	25.0	25.1		mg/m3		101	75 - 125
Toluene	25.0	25.5		mg/m3		102	70 - 120
tert-Butyl alcohol (TBA)	125	138		mg/m3		110	70 - 135

Analyte	Spike Added	LCS Result	LCS Qualifier	Unit	D	%Rec	%Rec. Limits
Benzene	7.8	7.06		ppm v/v		90	70 - 120
Ethylbenzene	5.8	6.07		ppm v/v		105	75 - 125
m,p-Xylene	12	11.4		ppm v/v		99	75 - 125
Methyl-t-Butyl Ether (MTBE)	6.9	6.35		ppm v/v		92	60 - 135
o-Xylene	5.8	5.79		ppm v/v		101	75 - 125
Toluene	6.6	6.76		ppm v/v		102	70 - 120
tert-Butyl alcohol (TBA)	41	45.4		ppm v/v		110	70 - 135

Surrogate	LCS %Recovery	LCS Qualifier	Limits
4-Bromofluorobenzene (Surr)	108		80 - 120
Dibromofluoromethane (Surr)	108		80 - 120
Toluene-d8 (Surr)	111		80 - 120

TestAmerica Irvine



# QC Sample Results

Client: Conestoga-Rovers & Associates, Inc.  
Project/Site: 4212 First St., Pleasanton, CA

TestAmerica Job ID: 440-42091-1

## Method: 8260B - Volatile Organic Compounds (GC/MS) (Continued)

**Lab Sample ID: 440-42085-A-1 DU**

**Matrix: Air**

**Analysis Batch: 95012**

**Client Sample ID: Duplicate**

**Prep Type: Total/NA**

Analyte	Sample		DU		Unit	D	RPD	Limit
	Result	Qualifier	Result	Qualifier				
Benzene	ND		ND		mg/m3		NC	20
Ethylbenzene	ND		ND		mg/m3		NC	20
Methyl-t-Butyl Ether (MTBE)	ND		ND		mg/m3		NC	25
Toluene	ND		ND		mg/m3		NC	20
Xylenes, Total	ND		ND		mg/m3		NC	20
tert-Butyl alcohol (TBA)	ND		ND		mg/m3		NC	20

Analyte	Sample		DU		Unit	D	RPD	Limit
	Result	Qualifier	Result	Qualifier				
Benzene	ND		ND		ppm v/v		NC	20
Ethylbenzene	ND		ND		ppm v/v		NC	20
Methyl-t-Butyl Ether (MTBE)	ND		ND		ppm v/v		NC	25
Toluene	ND		ND		ppm v/v		NC	20
Xylenes, Total	ND		ND		ppm v/v		NC	20
tert-Butyl alcohol (TBA)	ND		ND		ppm v/v		NC	20

Surrogate	DU %Recovery	DU Qualifier	Limits
4-Bromofluorobenzene (Surr)	102		80 - 120
Dibromofluoromethane (Surr)	114		80 - 120
Toluene-d8 (Surr)	108		80 - 120

## Method: 8260B/CA\_LUFTMS - Volatile Organic Compounds by GC/MS

**Lab Sample ID: MB 440-95013/7**

**Matrix: Air**

**Analysis Batch: 95013**

**Client Sample ID: Method Blank**

**Prep Type: Total/NA**

Analyte	MB		RL	MDL	Unit	D	Prepared	Analyzed	Dil Fac
	Result	Qualifier							
Volatile Fuel Hydrocarbons (C4-C12)	ND		100		mg/m3			03/29/13 10:31	1

Analyte	MB		RL	MDL	Unit	D	Prepared	Analyzed	Dil Fac
	Result	Qualifier							
Volatile Fuel Hydrocarbons (C4-C12)	ND		24		ppm v/v			03/29/13 10:31	1

Surrogate	MB %Recovery	MB Qualifier	Limits	Prepared	Analyzed	Dil Fac
Dibromofluoromethane (Surr)	111		80 - 120		03/29/13 10:31	1
4-Bromofluorobenzene (Surr)	101		80 - 120		03/29/13 10:31	1
Toluene-d8 (Surr)	108		80 - 120		03/29/13 10:31	1

**Lab Sample ID: LCS 440-95013/6**

**Matrix: Air**

**Analysis Batch: 95013**

**Client Sample ID: Lab Control Sample**

**Prep Type: Total/NA**

Analyte	Spike Added	LCS		Unit	D	%Rec	%Rec. Limits
		Result	Qualifier				
Volatile Fuel Hydrocarbons (C4-C12)	500	518		mg/m3		104	55 - 130

Analyte	Spike Added	LCS		Unit	D	%Rec	%Rec. Limits
		Result	Qualifier				
Volatile Fuel Hydrocarbons (C4-C12)	120	127		ppm v/v		104	55 - 130

TestAmerica Irvine

# QC Sample Results

Client: Conestoga-Rovers & Associates, Inc.  
 Project/Site: 4212 First St., Pleasanton, CA

TestAmerica Job ID: 440-42091-1

## Method: 8260B/CA\_LUFTMS - Volatile Organic Compounds by GC/MS (Continued)

**Lab Sample ID: LCS 440-95013/6**

**Matrix: Air**

**Analysis Batch: 95013**

**Client Sample ID: Lab Control Sample**

**Prep Type: Total/NA**

<i>Surrogate</i>	<i>LCS</i>		<i>Limits</i>
	<i>%Recovery</i>	<i>Qualifier</i>	
<i>Dibromofluoromethane (Surr)</i>	112		80 - 120
<i>4-Bromofluorobenzene (Surr)</i>	105		80 - 120
<i>Toluene-d8 (Surr)</i>	110		80 - 120

**Lab Sample ID: 440-42085-A-1 DU**

**Matrix: Air**

**Analysis Batch: 95013**

**Client Sample ID: Duplicate**

**Prep Type: Total/NA**

<i>Analyte</i>	<i>Sample</i>	<i>Sample</i>	<i>DU</i>	<i>DU</i>	<i>Unit</i>	<i>D</i>	<i>RPD</i>	<i>Limit</i>
	<i>Result</i>	<i>Qualifier</i>	<i>Result</i>	<i>Qualifier</i>				
Volatile Fuel Hydrocarbons (C4-C12)	ND		ND		mg/m3		NC	20

<i>Analyte</i>	<i>Sample</i>	<i>Sample</i>	<i>DU</i>	<i>DU</i>	<i>Unit</i>	<i>D</i>	<i>RPD</i>	<i>Limit</i>
	<i>Result</i>	<i>Qualifier</i>	<i>Result</i>	<i>Qualifier</i>				
Volatile Fuel Hydrocarbons (C4-C12)	ND		ND		ppm v/v		NC	20

<i>Surrogate</i>	<i>DU</i>		<i>Limits</i>
	<i>%Recovery</i>	<i>Qualifier</i>	
<i>Dibromofluoromethane (Surr)</i>	114		80 - 120
<i>4-Bromofluorobenzene (Surr)</i>	102		80 - 120
<i>Toluene-d8 (Surr)</i>	108		80 - 120

# QC Association Summary

Client: Conestoga-Rovers & Associates, Inc.  
Project/Site: 4212 First St., Pleasanton, CA

TestAmerica Job ID: 440-42091-1

## GC/MS VOA

### Analysis Batch: 95012

Lab Sample ID	Client Sample ID	Prep Type	Matrix	Method	Prep Batch
440-42085-A-1 DU	Duplicate	Total/NA	Air	8260B	
440-42091-1	MW-4	Total/NA	Air	8260B	
440-42091-2	SVE-5	Total/NA	Air	8260B	
440-42091-3	MW-4	Total/NA	Air	8260B	
440-42091-4	SVE-5	Total/NA	Air	8260B	
LCS 440-95012/5	Lab Control Sample	Total/NA	Air	8260B	
MB 440-95012/7	Method Blank	Total/NA	Air	8260B	

### Analysis Batch: 95013

Lab Sample ID	Client Sample ID	Prep Type	Matrix	Method	Prep Batch
440-42085-A-1 DU	Duplicate	Total/NA	Air	8260B/CA_LUFT MS	
440-42091-1	MW-4	Total/NA	Air	8260B/CA_LUFT MS	
440-42091-2	SVE-5	Total/NA	Air	8260B/CA_LUFT MS	
440-42091-3	MW-4	Total/NA	Air	8260B/CA_LUFT MS	
440-42091-4	SVE-5	Total/NA	Air	8260B/CA_LUFT MS	
LCS 440-95013/6	Lab Control Sample	Total/NA	Air	8260B/CA_LUFT MS	
MB 440-95013/7	Method Blank	Total/NA	Air	8260B/CA_LUFT MS	

## Definitions/Glossary

Client: Conestoga-Rovers & Associates, Inc.  
Project/Site: 4212 First St., Pleasanton, CA

TestAmerica Job ID: 440-42091-1

### Glossary

Abbreviation	These commonly used abbreviations may or may not be present in this report.
▫	Listed under the "D" column to designate that the result is reported on a dry weight basis
%R	Percent Recovery
CNF	Contains no Free Liquid
DER	Duplicate error ratio (normalized absolute difference)
DL, RA, RE, IN	Indicates a Dilution, Re-analysis, Re-extraction, or additional Initial metals/anion analysis of the sample
DLC	Decision level concentration
MDA	Minimum detectable activity
EDL	Estimated Detection Limit
MDC	Minimum detectable concentration
MDL	Method Detection Limit
ML	Minimum Level (Dioxin)
ND	Not detected at the reporting limit (or MDL or EDL if shown)
PQL	Practical Quantitation Limit
QC	Quality Control
RER	Relative error ratio
RL	Reporting Limit or Requested Limit (Radiochemistry)
RPD	Relative Percent Difference, a measure of the relative difference between two points
TEF	Toxicity Equivalent Factor (Dioxin)
TEQ	Toxicity Equivalent Quotient (Dioxin)

# Certification Summary

Client: Conestoga-Rovers & Associates, Inc.  
Project/Site: 4212 First St., Pleasanton, CA

TestAmerica Job ID: 440-42091-1

## Laboratory: TestAmerica Irvine

All certifications held by this laboratory are listed. Not all certifications are applicable to this report.

Authority	Program	EPA Region	Certification ID	Expiration Date
Alaska	State Program	10	CA01531	06-30-13
Arizona	State Program	9	AZ0671	10-13-13
California	LA Cty Sanitation Districts	9	10256	01-31-14
California	NELAP	9	1108CA	01-31-14
California	State Program	9	2706	06-30-14
Guam	State Program	9	Cert. No. 12.002r	03-28-13 *
Hawaii	State Program	9	N/A	01-31-14
Nevada	State Program	9	CA015312007A	07-31-13
Northern Mariana Islands	State Program	9	MP0002	01-31-14
Oregon	NELAP	10	4005	09-12-13
USDA	Federal		P330-09-00080	06-06-14
USEPA UCMR	Federal	1	CA01531	01-31-15

\* Expired certification is currently pending renewal and is considered valid.

TestAmerica Irvine



# Shell Oil Products Chain Of Custody Record

- LAB (LOCATION)
- CALSCIENCE ( )
  - SPL ( )
  - XENCO ( )
  - TEST AMERICA ( )
  - OTHER ( )

Please Check Appropriate Box:

<input type="checkbox"/> ENV. SERVICES	<input type="checkbox"/> MOTIVA RETAIL	<input type="checkbox"/> SHELL RETAIL
<input type="checkbox"/> MOTIVA SDCM	<input checked="" type="checkbox"/> CONSULTANT	<input type="checkbox"/> LUBES
<input type="checkbox"/> SHELL PIPELINE	<input type="checkbox"/> OTHER _____	

Print Bill To Contact Name:  
Peter Schaefer 240523

INCIDENT # (ENV SERVICES)  CHECK IF NO INCIDENT # APPLIES

9	8	9	9	5	8	4	0
---	---	---	---	---	---	---	---

DATE: 3-27-13

PO # \_\_\_\_\_ SAP # \_\_\_\_\_

2 4 0 5 2 3 1 3 5 7 8 2

PAGE: 1 of 1

SAMPLING COMPANY: **Conestoga-Rovers & Associates** LOG CODE: **CRAW**

SITE ADDRESS: Street and City  
4212 First Street, Pleasanton

State: **CA** GLOBAL ID NO.: **RO0000360**

ADDRESS: **5900 Hollis St, Suite A, Emeryville, CA 94608**

EDF DELIVERABLE TO (Name, Company, Office Location): **Brenda Carter, CRA, Emeryville** PHONE NO.: **510-420-0700**

E-MAIL: **emervilleedf@craworld.com**

CONSULTANT PROJECT NO.: **240523-2013-05**

PROJECT CONTACT (Hardcopy or PDF Report to): **Peter Schaefer**

SAMPLER NAME(S) (PHYSICIAN): **USTAN HANSDANIAN**

LAB USE ONLY

TELEPHONE: **510-420-3319** FAX: **510-420-9170** E-MAIL: **pschaefer@craworld.com; jraddon@craworld.com**

TURNAROUND TIME (CALENDAR DAYS):  
 STANDARD (14 DAY)  5 DAYS  3 DAYS  2 DAYS  24 HOURS  RESULTS NEEDED ON WEEKEND

LA - RWQCB REPORT FORMAT  UST AGENCY:

SPECIAL INSTRUCTIONS OR NOTES:  
 Copy of final report to Shell.Lab.Billing@craworld.com; jraddon@craworld.com; mlundberg@craworld.com; pschaefer@craworld.com

SHELL CONTRACT RATE APPLIES  
 STATE REIMBURSEMENT RATE APPLIES  
 EDD NOT NEEDED  
 RECEIPT VERIFICATION REQUESTED

## REQUESTED ANALYSIS

Field Sample Identification	SAMPLING		MATRIX	PRESERVATIVE					NO. OF CONT.	TPH -GRO, Puigebale (8260B)	BTEX + MTBE + TBA (8260B)	CH4 by SCAQMD 26.9 (H)	TEMPERATURE ON RECEIPT °C
	DATE	TIME		HCL	HNO3	H2SO4	NONE	OTHER					
MW-4	3-27	8:20	VAPOR				X		1	X	X		AT
SVE-5	3-27	8:25	Vapor				X		1	X	X		
MW-4	3-27	5:55	Vapor				X		1	X	X		
SVE-5	3-27	6:00	Vapor				X		1	X	X		

Container PID Readings or Laboratory Notes

TEDLAR BAGS  
Tedlar bag  
"  
"

LAB USE ONLY

Relinquished by: (Signature) <i>Ustan Hansdanian</i>	Received by: (Signature) <i>[Signature]</i>	Date: 3-27-13	Time: 1635
Relinquished by: (Signature) <i>[Signature]</i>	Received by: (Signature) <i>[Signature]</i>	Date: 3-27-13	Time: 1643
Relinquished by: (Signature) <i>[Signature]</i>	Received by: (Signature) <i>[Signature]</i>	Date: 3/28/13	Time: 935

05/2006 Revision

21.7°C



Page 1 of 1  
4/8/2013

## Login Sample Receipt Checklist

Client: Conestoga-Rovers & Associates, Inc.

Job Number: 440-42091-1

**Login Number: 42091**

**List Number: 1**

**Creator: Perez, Angel**

**List Source: TestAmerica Irvine**

Question	Answer	Comment
Radioactivity wasn't checked or is <=/ background as measured by a survey meter.	N/A	
The cooler's custody seal, if present, is intact.	N/A	
Sample custody seals, if present, are intact.	N/A	
The cooler or samples do not appear to have been compromised or tampered with.	N/A	
Samples were received on ice.	N/A	
Cooler Temperature is acceptable.	True	
Cooler Temperature is recorded.	True	
COC is present.	True	
COC is filled out in ink and legible.	True	
COC is filled out with all pertinent information.	True	
Is the Field Sampler's name present on COC?	True	Vartan Hanedanian
There are no discrepancies between the containers received and the COC.	True	
Samples are received within Holding Time.	True	
Sample containers have legible labels.	True	
Containers are not broken or leaking.	True	
Sample collection date/times are provided.	True	
Appropriate sample containers are used.	True	
Sample bottles are completely filled.	True	
Sample Preservation Verified.	N/A	
There is sufficient vol. for all requested analyses, incl. any requested MS/MSDs	True	
Containers requiring zero headspace have no headspace or bubble is <6mm (1/4").	N/A	
Multiphasic samples are not present.	N/A	
Samples do not require splitting or compositing.	N/A	
Residual Chlorine Checked.	N/A	

# TestAmerica

THE LEADER IN ENVIRONMENTAL TESTING

## ANALYTICAL REPORT

TestAmerica Laboratories, Inc.

TestAmerica Irvine

17461 Derian Ave

Suite 100

Irvine, CA 92614-5817

Tel: (949)261-1022

TestAmerica Job ID: 440-42134-1

Client Project/Site: 4212 First St., Pleasanton, CA

For:

Conestoga-Rovers & Associates, Inc.

5900 Hollis Street

Suite A

Emeryville, California 94608

Attn: Peter Schaefer



Authorized for release by:

4/1/2013 4:44:56 PM

Philip Sanelle

Project Manager I

[philip.sanelle@testamericainc.com](mailto:philip.sanelle@testamericainc.com)

### LINKS

Review your project  
results through

**TotalAccess**

Have a Question?



Visit us at:

[www.testamericainc.com](http://www.testamericainc.com)

*The test results in this report meet all 2003 NELAC and 2009 TNI requirements for accredited parameters, exceptions are noted in this report. This report may not be reproduced except in full, and with written approval from the laboratory. For questions please contact the Project Manager at the e-mail address or telephone number listed on this page.*

*This report has been electronically signed and authorized by the signatory. Electronic signature is intended to be the legally binding equivalent of a traditionally handwritten signature.*

*Results relate only to the items tested and the sample(s) as received by the laboratory.*

1

2

3

4

5

6

7

8

9

10

11

12

13





# Table of Contents

Cover Page . . . . .	1
Table of Contents . . . . .	2
Sample Summary . . . . .	3
Case Narrative . . . . .	4
Client Sample Results . . . . .	5
Method Summary . . . . .	8
Chronicle . . . . .	9
QC Sample Results . . . . .	10
QC Association . . . . .	13
Definitions . . . . .	14
Certification Summary . . . . .	15
Chain of Custody . . . . .	16
Receipt Checklists . . . . .	17

# Sample Summary

Client: Conestoga-Rovers & Associates, Inc.  
Project/Site: 4212 First St., Pleasanton, CA

TestAmerica Job ID: 440-42134-1

Lab Sample ID	Client Sample ID	Matrix	Collected	Received
440-42134-1	MW-4	Air	03/28/13 10:30	03/29/13 09:50
440-42134-2	SVE-5	Air	03/28/13 10:30	03/29/13 09:50
440-42134-3	MW-4	Air	03/28/13 16:00	03/29/13 09:50
440-42134-4	SVE-5	Air	03/28/13 16:00	03/29/13 09:50

1

2

3

4

5

6

7

8

9

10

11

12

13

## Case Narrative

Client: Conestoga-Rovers & Associates, Inc.  
Project/Site: 4212 First St., Pleasanton, CA

TestAmerica Job ID: 440-42134-1

---

**Job ID: 440-42134-1**

---

**Laboratory: TestAmerica Irvine**

---

### Narrative

**Job Narrative**  
**440-42134-1**

### Comments

No additional comments.

### Receipt

The samples were received on 3/29/2013 9:50 AM; the samples arrived in good condition, properly preserved and, where required, on ice. The temperature of the cooler at receipt was 22.0° C.

### GC/MS VOA

No analytical or quality issues were noted.

### VOA Prep

No analytical or quality issues were noted.

1

2

3

4

5

6

7

8

9

10

11

12

13

# Client Sample Results

Client: Conestoga-Rovers & Associates, Inc.  
 Project/Site: 4212 First St., Pleasanton, CA

TestAmerica Job ID: 440-42134-1

**Client Sample ID: MW-4**

**Lab Sample ID: 440-42134-1**

Date Collected: 03/28/13 10:30

Matrix: Air

Date Received: 03/29/13 09:50

Sample Container: Air Sample Bag - 1 L

**Method: 8260B/CA\_LUFTMS - Volatile Organic Compounds by GC/MS**

Analyte	Result	Qualifier	RL	MDL	Unit	D	Prepared	Analyzed	Dil Fac
<b>Volatile Fuel Hydrocarbons (C4-C12)</b>	<b>2000</b>		100		mg/m3			03/29/13 23:58	1

Analyte	Result	Qualifier	RL	MDL	Unit	D	Prepared	Analyzed	Dil Fac
<b>Volatile Fuel Hydrocarbons (C4-C12)</b>	<b>480</b>		24		ppm v/v			03/29/13 23:58	1

Surrogate	%Recovery	Qualifier	Limits	Prepared	Analyzed	Dil Fac
Dibromofluoromethane (Surr)	99		80 - 120		03/29/13 23:58	1
4-Bromofluorobenzene (Surr)	97		80 - 120		03/29/13 23:58	1
Toluene-d8 (Surr)	99		80 - 120		03/29/13 23:58	1

**Method: 8260B - Volatile Organic Compounds (GC/MS)**

Analyte	Result	Qualifier	RL	MDL	Unit	D	Prepared	Analyzed	Dil Fac
Benzene	ND		2.0		mg/m3			03/29/13 23:58	1
Ethylbenzene	7.7		2.0		mg/m3			03/29/13 23:58	1
Methyl-t-Butyl Ether (MTBE)	11		2.0		mg/m3			03/29/13 23:58	1
Toluene	ND		2.0		mg/m3			03/29/13 23:58	1
Xylenes, Total	8.0		6.0		mg/m3			03/29/13 23:58	1
tert-Butyl alcohol (TBA)	ND		200		mg/m3			03/29/13 23:58	1

Analyte	Result	Qualifier	RL	MDL	Unit	D	Prepared	Analyzed	Dil Fac
Benzene	ND		0.63		ppm v/v			03/29/13 23:58	1
Ethylbenzene	1.8		0.46		ppm v/v			03/29/13 23:58	1
Methyl-t-Butyl Ether (MTBE)	3.1		0.55		ppm v/v			03/29/13 23:58	1
Toluene	ND		0.53		ppm v/v			03/29/13 23:58	1
Xylenes, Total	1.8		1.4		ppm v/v			03/29/13 23:58	1
tert-Butyl alcohol (TBA)	ND		66		ppm v/v			03/29/13 23:58	1

Surrogate	%Recovery	Qualifier	Limits	Prepared	Analyzed	Dil Fac
4-Bromofluorobenzene (Surr)	97		80 - 120		03/29/13 23:58	1
Dibromofluoromethane (Surr)	99		80 - 120		03/29/13 23:58	1
Toluene-d8 (Surr)	99		80 - 120		03/29/13 23:58	1

**Client Sample ID: SVE-5**

**Lab Sample ID: 440-42134-2**

Date Collected: 03/28/13 10:30

Matrix: Air

Date Received: 03/29/13 09:50

Sample Container: Air Sample Bag - 1 L

**Method: 8260B/CA\_LUFTMS - Volatile Organic Compounds by GC/MS**

Analyte	Result	Qualifier	RL	MDL	Unit	D	Prepared	Analyzed	Dil Fac
<b>Volatile Fuel Hydrocarbons (C4-C12)</b>	<b>1600</b>		100		mg/m3			03/30/13 00:28	1

Analyte	Result	Qualifier	RL	MDL	Unit	D	Prepared	Analyzed	Dil Fac
<b>Volatile Fuel Hydrocarbons (C4-C12)</b>	<b>380</b>		24		ppm v/v			03/30/13 00:28	1

Surrogate	%Recovery	Qualifier	Limits	Prepared	Analyzed	Dil Fac
Dibromofluoromethane (Surr)	107		80 - 120		03/30/13 00:28	1
4-Bromofluorobenzene (Surr)	104		80 - 120		03/30/13 00:28	1
Toluene-d8 (Surr)	100		80 - 120		03/30/13 00:28	1

TestAmerica Irvine

# Client Sample Results

Client: Conestoga-Rovers & Associates, Inc.  
Project/Site: 4212 First St., Pleasanton, CA

TestAmerica Job ID: 440-42134-1

**Client Sample ID: SVE-5**

**Lab Sample ID: 440-42134-2**

Date Collected: 03/28/13 10:30

Matrix: Air

Date Received: 03/29/13 09:50

Sample Container: Air Sample Bag - 1 L

**Method: 8260B - Volatile Organic Compounds (GC/MS)**

Analyte	Result	Qualifier	RL	MDL	Unit	D	Prepared	Analyzed	Dil Fac
Benzene	ND		2.0		mg/m3			03/30/13 00:28	1
<b>Ethylbenzene</b>	<b>11</b>		2.0		mg/m3			03/30/13 00:28	1
Methyl-t-Butyl Ether (MTBE)	ND		2.0		mg/m3			03/30/13 00:28	1
Toluene	ND		2.0		mg/m3			03/30/13 00:28	1
<b>Xylenes, Total</b>	<b>27</b>		6.0		mg/m3			03/30/13 00:28	1
tert-Butyl alcohol (TBA)	ND		200		mg/m3			03/30/13 00:28	1

Analyte	Result	Qualifier	RL	MDL	Unit	D	Prepared	Analyzed	Dil Fac
Benzene	ND		0.63		ppm v/v			03/30/13 00:28	1
<b>Ethylbenzene</b>	<b>2.5</b>		0.46		ppm v/v			03/30/13 00:28	1
Methyl-t-Butyl Ether (MTBE)	ND		0.55		ppm v/v			03/30/13 00:28	1
Toluene	ND		0.53		ppm v/v			03/30/13 00:28	1
<b>Xylenes, Total</b>	<b>6.2</b>		1.4		ppm v/v			03/30/13 00:28	1
tert-Butyl alcohol (TBA)	ND		66		ppm v/v			03/30/13 00:28	1

Surrogate	%Recovery	Qualifier	Limits	Prepared	Analyzed	Dil Fac
4-Bromofluorobenzene (Surr)	104		80 - 120		03/30/13 00:28	1
Dibromofluoromethane (Surr)	107		80 - 120		03/30/13 00:28	1
Toluene-d8 (Surr)	100		80 - 120		03/30/13 00:28	1

**Client Sample ID: MW-4**

**Lab Sample ID: 440-42134-3**

Date Collected: 03/28/13 16:00

Matrix: Air

Date Received: 03/29/13 09:50

Sample Container: Air Sample Bag - 1 L

**Method: 8260B/CA\_LUFTMS - Volatile Organic Compounds by GC/MS**

Analyte	Result	Qualifier	RL	MDL	Unit	D	Prepared	Analyzed	Dil Fac
<b>Volatile Fuel Hydrocarbons (C4-C12)</b>	<b>2900</b>		200		mg/m3			03/30/13 00:58	2

Analyte	Result	Qualifier	RL	MDL	Unit	D	Prepared	Analyzed	Dil Fac
<b>Volatile Fuel Hydrocarbons (C4-C12)</b>	<b>700</b>		49		ppm v/v			03/30/13 00:58	2

Surrogate	%Recovery	Qualifier	Limits	Prepared	Analyzed	Dil Fac
Dibromofluoromethane (Surr)	101		80 - 120		03/30/13 00:58	2
4-Bromofluorobenzene (Surr)	100		80 - 120		03/30/13 00:58	2
Toluene-d8 (Surr)	101		80 - 120		03/30/13 00:58	2

**Method: 8260B - Volatile Organic Compounds (GC/MS)**

Analyte	Result	Qualifier	RL	MDL	Unit	D	Prepared	Analyzed	Dil Fac
<b>Benzene</b>	<b>4.6</b>		4.0		mg/m3			03/30/13 00:58	2
<b>Ethylbenzene</b>	<b>9.3</b>		4.0		mg/m3			03/30/13 00:58	2
<b>Methyl-t-Butyl Ether (MTBE)</b>	<b>10</b>		4.0		mg/m3			03/30/13 00:58	2
Toluene	ND		4.0		mg/m3			03/30/13 00:58	2
Xylenes, Total	ND		12		mg/m3			03/30/13 00:58	2
tert-Butyl alcohol (TBA)	ND		400		mg/m3			03/30/13 00:58	2

Analyte	Result	Qualifier	RL	MDL	Unit	D	Prepared	Analyzed	Dil Fac
<b>Benzene</b>	<b>1.4</b>		1.3		ppm v/v			03/30/13 00:58	2
<b>Ethylbenzene</b>	<b>2.1</b>		0.92		ppm v/v			03/30/13 00:58	2
<b>Methyl-t-Butyl Ether (MTBE)</b>	<b>2.8</b>		1.1		ppm v/v			03/30/13 00:58	2

TestAmerica Irvine

# Client Sample Results

Client: Conestoga-Rovers & Associates, Inc.  
 Project/Site: 4212 First St., Pleasanton, CA

TestAmerica Job ID: 440-42134-1

## Client Sample ID: MW-4

Lab Sample ID: 440-42134-3

Date Collected: 03/28/13 16:00

Matrix: Air

Date Received: 03/29/13 09:50

Sample Container: Air Sample Bag - 1 L

### Method: 8260B - Volatile Organic Compounds (GC/MS) (Continued)

Analyte	Result	Qualifier	RL	MDL	Unit	D	Prepared	Analyzed	Dil Fac
Toluene	ND		1.1		ppm v/v			03/30/13 00:58	2
Xylenes, Total	ND		2.8		ppm v/v			03/30/13 00:58	2
tert-Butyl alcohol (TBA)	ND		130		ppm v/v			03/30/13 00:58	2
<b>Surrogate</b>	<b>%Recovery</b>	<b>Qualifier</b>	<b>Limits</b>				<b>Prepared</b>	<b>Analyzed</b>	<b>Dil Fac</b>
4-Bromofluorobenzene (Surr)	100		80 - 120					03/30/13 00:58	2
Dibromofluoromethane (Surr)	101		80 - 120					03/30/13 00:58	2
Toluene-d8 (Surr)	101		80 - 120					03/30/13 00:58	2

## Client Sample ID: SVE-5

Lab Sample ID: 440-42134-4

Date Collected: 03/28/13 16:00

Matrix: Air

Date Received: 03/29/13 09:50

Sample Container: Air Sample Bag - 1 L

### Method: 8260B/CA\_LUFTMS - Volatile Organic Compounds by GC/MS

Analyte	Result	Qualifier	RL	MDL	Unit	D	Prepared	Analyzed	Dil Fac
<b>Volatile Fuel Hydrocarbons (C4-C12)</b>	<b>890</b>		100		mg/m3			03/29/13 22:59	1
<b>Analyte</b>	<b>Result</b>	<b>Qualifier</b>	<b>RL</b>	<b>MDL</b>	<b>Unit</b>	<b>D</b>	<b>Prepared</b>	<b>Analyzed</b>	<b>Dil Fac</b>
<b>Volatile Fuel Hydrocarbons (C4-C12)</b>	<b>220</b>		24		ppm v/v			03/29/13 22:59	1
<b>Surrogate</b>	<b>%Recovery</b>	<b>Qualifier</b>	<b>Limits</b>				<b>Prepared</b>	<b>Analyzed</b>	<b>Dil Fac</b>
Dibromofluoromethane (Surr)	103		80 - 120					03/29/13 22:59	1
4-Bromofluorobenzene (Surr)	99		80 - 120					03/29/13 22:59	1
Toluene-d8 (Surr)	100		80 - 120					03/29/13 22:59	1

### Method: 8260B - Volatile Organic Compounds (GC/MS)

Analyte	Result	Qualifier	RL	MDL	Unit	D	Prepared	Analyzed	Dil Fac
Benzene	ND		2.0		mg/m3			03/29/13 22:59	1
<b>Ethylbenzene</b>	<b>7.8</b>		2.0		mg/m3			03/29/13 22:59	1
Methyl-t-Butyl Ether (MTBE)	ND		2.0		mg/m3			03/29/13 22:59	1
Toluene	ND		2.0		mg/m3			03/29/13 22:59	1
<b>Xylenes, Total</b>	<b>21</b>		6.0		mg/m3			03/29/13 22:59	1
tert-Butyl alcohol (TBA)	ND		200		mg/m3			03/29/13 22:59	1
<b>Analyte</b>	<b>Result</b>	<b>Qualifier</b>	<b>RL</b>	<b>MDL</b>	<b>Unit</b>	<b>D</b>	<b>Prepared</b>	<b>Analyzed</b>	<b>Dil Fac</b>
Benzene	ND		0.63		ppm v/v			03/29/13 22:59	1
<b>Ethylbenzene</b>	<b>1.8</b>		0.46		ppm v/v			03/29/13 22:59	1
Methyl-t-Butyl Ether (MTBE)	ND		0.55		ppm v/v			03/29/13 22:59	1
Toluene	ND		0.53		ppm v/v			03/29/13 22:59	1
<b>Xylenes, Total</b>	<b>4.8</b>		1.4		ppm v/v			03/29/13 22:59	1
tert-Butyl alcohol (TBA)	ND		66		ppm v/v			03/29/13 22:59	1
<b>Surrogate</b>	<b>%Recovery</b>	<b>Qualifier</b>	<b>Limits</b>				<b>Prepared</b>	<b>Analyzed</b>	<b>Dil Fac</b>
4-Bromofluorobenzene (Surr)	99		80 - 120					03/29/13 22:59	1
Dibromofluoromethane (Surr)	103		80 - 120					03/29/13 22:59	1
Toluene-d8 (Surr)	100		80 - 120					03/29/13 22:59	1

TestAmerica Irvine

# Method Summary

Client: Conestoga-Rovers & Associates, Inc.  
Project/Site: 4212 First St., Pleasanton, CA

TestAmerica Job ID: 440-42134-1

Method	Method Description	Protocol	Laboratory
8260B	Volatile Organic Compounds (GC/MS)	SW846	TAL IRV
8260B/CA_LUFTM S	Volatile Organic Compounds by GC/MS	SW846	TAL IRV

**Protocol References:**

SW846 = "Test Methods For Evaluating Solid Waste, Physical/Chemical Methods", Third Edition, November 1986 And Its Updates.

**Laboratory References:**

TAL IRV = TestAmerica Irvine, 17461 Derian Ave, Suite 100, Irvine, CA 92614-5817, TEL (949)261-1022



# Lab Chronicle

Client: Conestoga-Rovers & Associates, Inc.  
 Project/Site: 4212 First St., Pleasanton, CA

TestAmerica Job ID: 440-42134-1

## Client Sample ID: MW-4

Date Collected: 03/28/13 10:30

Date Received: 03/29/13 09:50

## Lab Sample ID: 440-42134-1

Matrix: Air

Prep Type	Batch Type	Batch Method	Run	Dil Factor	Initial Amount	Final Amount	Batch Number	Prepared or Analyzed	Analyst	Lab
Total/NA	Analysis	8260B		1	5 cc	10 mL	95201	03/29/13 23:58	GK	TAL IRV
Total/NA	Analysis	8260B/CA_LUFTMS		1	5 cc	10 mL	95202	03/29/13 23:58	GK	TAL IRV

## Client Sample ID: SVE-5

Date Collected: 03/28/13 10:30

Date Received: 03/29/13 09:50

## Lab Sample ID: 440-42134-2

Matrix: Air

Prep Type	Batch Type	Batch Method	Run	Dil Factor	Initial Amount	Final Amount	Batch Number	Prepared or Analyzed	Analyst	Lab
Total/NA	Analysis	8260B		1	5 cc	10 mL	95201	03/30/13 00:28	GK	TAL IRV
Total/NA	Analysis	8260B/CA_LUFTMS		1	5 cc	10 mL	95202	03/30/13 00:28	GK	TAL IRV

## Client Sample ID: MW-4

Date Collected: 03/28/13 16:00

Date Received: 03/29/13 09:50

## Lab Sample ID: 440-42134-3

Matrix: Air

Prep Type	Batch Type	Batch Method	Run	Dil Factor	Initial Amount	Final Amount	Batch Number	Prepared or Analyzed	Analyst	Lab
Total/NA	Analysis	8260B		2	5 cc	10 mL	95201	03/30/13 00:58	GK	TAL IRV
Total/NA	Analysis	8260B/CA_LUFTMS		2	5 cc	10 mL	95202	03/30/13 00:58	GK	TAL IRV

## Client Sample ID: SVE-5

Date Collected: 03/28/13 16:00

Date Received: 03/29/13 09:50

## Lab Sample ID: 440-42134-4

Matrix: Air

Prep Type	Batch Type	Batch Method	Run	Dil Factor	Initial Amount	Final Amount	Batch Number	Prepared or Analyzed	Analyst	Lab
Total/NA	Analysis	8260B		1	5 cc	10 mL	95201	03/29/13 22:59	GK	TAL IRV
Total/NA	Analysis	8260B/CA_LUFTMS		1	5 cc	10 mL	95202	03/29/13 22:59	GK	TAL IRV

### Laboratory References:

TAL IRV = TestAmerica Irvine, 17461 Derian Ave, Suite 100, Irvine, CA 92614-5817, TEL (949)261-1022



# QC Sample Results

Client: Conestoga-Rovers & Associates, Inc.  
Project/Site: 4212 First St., Pleasanton, CA

TestAmerica Job ID: 440-42134-1

## Method: 8260B - Volatile Organic Compounds (GC/MS)

**Lab Sample ID: MB 440-95201/5**

**Matrix: Air**

**Analysis Batch: 95201**

**Client Sample ID: Method Blank**

**Prep Type: Total/NA**

Analyte	MB Result	MB Qualifier	RL	MDL	Unit	D	Prepared	Analyzed	Dil Fac
Benzene	ND		2.0		mg/m3			03/29/13 21:29	1
Ethylbenzene	ND		2.0		mg/m3			03/29/13 21:29	1
Methyl-t-Butyl Ether (MTBE)	ND		2.0		mg/m3			03/29/13 21:29	1
Toluene	ND		2.0		mg/m3			03/29/13 21:29	1
Xylenes, Total	ND		6.0		mg/m3			03/29/13 21:29	1
tert-Butyl alcohol (TBA)	ND		200		mg/m3			03/29/13 21:29	1

Analyte	MB Result	MB Qualifier	RL	MDL	Unit	D	Prepared	Analyzed	Dil Fac
Benzene	ND		0.63		ppm v/v			03/29/13 21:29	1
Ethylbenzene	ND		0.46		ppm v/v			03/29/13 21:29	1
Methyl-t-Butyl Ether (MTBE)	ND		0.55		ppm v/v			03/29/13 21:29	1
Toluene	ND		0.53		ppm v/v			03/29/13 21:29	1
Xylenes, Total	ND		1.4		ppm v/v			03/29/13 21:29	1
tert-Butyl alcohol (TBA)	ND		66		ppm v/v			03/29/13 21:29	1

Surrogate	MB %Recovery	MB Qualifier	Limits	Prepared	Analyzed	Dil Fac
4-Bromofluorobenzene (Surr)	101		80 - 120		03/29/13 21:29	1
Dibromofluoromethane (Surr)	105		80 - 120		03/29/13 21:29	1
Toluene-d8 (Surr)	103		80 - 120		03/29/13 21:29	1

**Lab Sample ID: LCS 440-95201/6**

**Matrix: Air**

**Analysis Batch: 95201**

**Client Sample ID: Lab Control Sample**

**Prep Type: Total/NA**

Analyte	Spike Added	LCS Result	LCS Qualifier	Unit	D	%Rec	%Rec. Limits
Benzene	25.0	21.3		mg/m3		85	70 - 120
Ethylbenzene	25.0	23.7		mg/m3		95	75 - 125
m,p-Xylene	50.0	48.4		mg/m3		97	75 - 125
Methyl-t-Butyl Ether (MTBE)	25.0	26.5		mg/m3		106	60 - 135
o-Xylene	25.0	24.7		mg/m3		99	75 - 125
Toluene	25.0	23.1		mg/m3		92	70 - 120
tert-Butyl alcohol (TBA)	125	117		mg/m3		94	70 - 135

Analyte	Spike Added	LCS Result	LCS Qualifier	Unit	D	%Rec	%Rec. Limits
Benzene	7.8	6.66		ppm v/v		85	70 - 120
Ethylbenzene	5.8	5.46		ppm v/v		95	75 - 125
m,p-Xylene	12	11.1		ppm v/v		97	75 - 125
Methyl-t-Butyl Ether (MTBE)	6.9	7.35		ppm v/v		106	60 - 135
o-Xylene	5.8	5.69		ppm v/v		99	75 - 125
Toluene	6.6	6.12		ppm v/v		92	70 - 120
tert-Butyl alcohol (TBA)	41	38.7		ppm v/v		94	70 - 135

Surrogate	LCS %Recovery	LCS Qualifier	Limits
4-Bromofluorobenzene (Surr)	99		80 - 120
Dibromofluoromethane (Surr)	97		80 - 120
Toluene-d8 (Surr)	101		80 - 120

TestAmerica Irvine

# QC Sample Results

Client: Conestoga-Rovers & Associates, Inc.  
Project/Site: 4212 First St., Pleasanton, CA

TestAmerica Job ID: 440-42134-1

## Method: 8260B - Volatile Organic Compounds (GC/MS) (Continued)

**Lab Sample ID: 440-42134-4 DU**

**Matrix: Air**

**Analysis Batch: 95201**

**Client Sample ID: SVE-5**

**Prep Type: Total/NA**

Analyte	Sample Result	Sample Qualifier	DU Result	DU Qualifier	Unit	D	RPD	Limit
Benzene	ND		ND		mg/m3		NC	20
Ethylbenzene	7.8		9.16		mg/m3		16	20
Methyl-t-Butyl Ether (MTBE)	ND		ND		mg/m3		NC	25
Toluene	ND		ND		mg/m3		NC	20
Xylenes, Total	21		24.8		mg/m3		18	20
tert-Butyl alcohol (TBA)	ND		ND		mg/m3		NC	20

Analyte	Sample Result	Sample Qualifier	DU Result	DU Qualifier	Unit	D	RPD	Limit
Benzene	ND		ND		ppm v/v		NC	20
Ethylbenzene	1.8		2.11		ppm v/v		16	20
Methyl-t-Butyl Ether (MTBE)	ND		ND		ppm v/v		NC	25
Toluene	ND		ND		ppm v/v		NC	20
Xylenes, Total	4.8		5.70		ppm v/v		18	20
tert-Butyl alcohol (TBA)	ND		ND		ppm v/v		NC	20

Surrogate	%Recovery	DU Qualifier	Limits
4-Bromofluorobenzene (Surr)	106		80 - 120
Dibromofluoromethane (Surr)	109		80 - 120
Toluene-d8 (Surr)	105		80 - 120

## Method: 8260B/CA\_LUFTMS - Volatile Organic Compounds by GC/MS

**Lab Sample ID: MB 440-95202/4**

**Matrix: Air**

**Analysis Batch: 95202**

**Client Sample ID: Method Blank**

**Prep Type: Total/NA**

Analyte	MB Result	MB Qualifier	RL	MDL	Unit	D	Prepared	Analyzed	Dil Fac
Volatile Fuel Hydrocarbons (C4-C12)	ND		50		mg/m3			03/29/13 20:59	1

Analyte	MB Result	MB Qualifier	RL	MDL	Unit	D	Prepared	Analyzed	Dil Fac
Volatile Fuel Hydrocarbons (C4-C12)	ND		12		ppm v/v			03/29/13 20:59	1

Surrogate	%Recovery	MB Qualifier	Limits	Prepared	Analyzed	Dil Fac
Dibromofluoromethane (Surr)	98		80 - 120		03/29/13 20:59	1
4-Bromofluorobenzene (Surr)	96		80 - 120		03/29/13 20:59	1
Toluene-d8 (Surr)	100		80 - 120		03/29/13 20:59	1

**Lab Sample ID: MB 440-95202/5**

**Matrix: Air**

**Analysis Batch: 95202**

**Client Sample ID: Method Blank**

**Prep Type: Total/NA**

Analyte	MB Result	MB Qualifier	RL	MDL	Unit	D	Prepared	Analyzed	Dil Fac
Volatile Fuel Hydrocarbons (C4-C12)	ND		100		mg/m3			03/29/13 21:29	1

Analyte	MB Result	MB Qualifier	RL	MDL	Unit	D	Prepared	Analyzed	Dil Fac
Volatile Fuel Hydrocarbons (C4-C12)	ND		24		ppm v/v			03/29/13 21:29	1

TestAmerica Irvine

# QC Sample Results

Client: Conestoga-Rovers & Associates, Inc.  
 Project/Site: 4212 First St., Pleasanton, CA

TestAmerica Job ID: 440-42134-1

## Method: 8260B/CA\_LUFTMS - Volatile Organic Compounds by GC/MS (Continued)

**Lab Sample ID: MB 440-95202/5**

**Matrix: Air**

**Analysis Batch: 95202**

**Client Sample ID: Method Blank**

**Prep Type: Total/NA**

Surrogate	MB MB		Limits	Prepared	Analyzed	Dil Fac
	%Recovery	Qualifier				
Dibromofluoromethane (Surr)	105		80 - 120		03/29/13 21:29	1
4-Bromofluorobenzene (Surr)	101		80 - 120		03/29/13 21:29	1
Toluene-d8 (Surr)	103		80 - 120		03/29/13 21:29	1

**Lab Sample ID: LCS 440-95202/7**

**Matrix: Air**

**Analysis Batch: 95202**

**Client Sample ID: Lab Control Sample**

**Prep Type: Total/NA**

Analyte	Spike Added	LCS Result	LCS Qualifier	Unit	D	%Rec	%Rec. Limits
Volatile Fuel Hydrocarbons (C4-C12)	120	140		ppm v/v		114	55 - 130

Surrogate	LCS LCS		Limits
	%Recovery	Qualifier	
Dibromofluoromethane (Surr)	102		80 - 120
4-Bromofluorobenzene (Surr)	100		80 - 120
Toluene-d8 (Surr)	102		80 - 120

**Lab Sample ID: 440-42134-4 DU**

**Matrix: Air**

**Analysis Batch: 95202**

**Client Sample ID: SVE-5**

**Prep Type: Total/NA**

Analyte	Sample Result	Sample Qualifier	DU Result	DU Qualifier	Unit	D	RPD	RPD Limit
Volatile Fuel Hydrocarbons (C4-C12)	220		256		ppm v/v		16	20

Surrogate	DU DU		Limits
	%Recovery	Qualifier	
Dibromofluoromethane (Surr)	109		80 - 120
4-Bromofluorobenzene (Surr)	106		80 - 120
Toluene-d8 (Surr)	105		80 - 120

# QC Association Summary

Client: Conestoga-Rovers & Associates, Inc.  
 Project/Site: 4212 First St., Pleasanton, CA

TestAmerica Job ID: 440-42134-1

## GC/MS VOA

### Analysis Batch: 95201

Lab Sample ID	Client Sample ID	Prep Type	Matrix	Method	Prep Batch
440-42134-1	MW-4	Total/NA	Air	8260B	
440-42134-2	SVE-5	Total/NA	Air	8260B	
440-42134-3	MW-4	Total/NA	Air	8260B	
440-42134-4	SVE-5	Total/NA	Air	8260B	
440-42134-4 DU	SVE-5	Total/NA	Air	8260B	
LCS 440-95201/6	Lab Control Sample	Total/NA	Air	8260B	
MB 440-95201/5	Method Blank	Total/NA	Air	8260B	

### Analysis Batch: 95202

Lab Sample ID	Client Sample ID	Prep Type	Matrix	Method	Prep Batch
440-42134-1	MW-4	Total/NA	Air	8260B/CA_LUFT MS	
440-42134-2	SVE-5	Total/NA	Air	8260B/CA_LUFT MS	
440-42134-3	MW-4	Total/NA	Air	8260B/CA_LUFT MS	
440-42134-4	SVE-5	Total/NA	Air	8260B/CA_LUFT MS	
440-42134-4 DU	SVE-5	Total/NA	Air	8260B/CA_LUFT MS	
LCS 440-95202/7	Lab Control Sample	Total/NA	Air	8260B/CA_LUFT MS	
MB 440-95202/4	Method Blank	Total/NA	Air	8260B/CA_LUFT MS	
MB 440-95202/5	Method Blank	Total/NA	Air	8260B/CA_LUFT MS	

## Definitions/Glossary

Client: Conestoga-Rovers & Associates, Inc.  
Project/Site: 4212 First St., Pleasanton, CA

TestAmerica Job ID: 440-42134-1

### Glossary

Abbreviation	These commonly used abbreviations may or may not be present in this report.
▫	Listed under the "D" column to designate that the result is reported on a dry weight basis
%R	Percent Recovery
CNF	Contains no Free Liquid
DER	Duplicate error ratio (normalized absolute difference)
DL, RA, RE, IN	Indicates a Dilution, Re-analysis, Re-extraction, or additional Initial metals/anion analysis of the sample
DLC	Decision level concentration
MDA	Minimum detectable activity
EDL	Estimated Detection Limit
MDC	Minimum detectable concentration
MDL	Method Detection Limit
ML	Minimum Level (Dioxin)
ND	Not detected at the reporting limit (or MDL or EDL if shown)
PQL	Practical Quantitation Limit
QC	Quality Control
RER	Relative error ratio
RL	Reporting Limit or Requested Limit (Radiochemistry)
RPD	Relative Percent Difference, a measure of the relative difference between two points
TEF	Toxicity Equivalent Factor (Dioxin)
TEQ	Toxicity Equivalent Quotient (Dioxin)

## Certification Summary

Client: Conestoga-Rovers & Associates, Inc.  
Project/Site: 4212 First St., Pleasanton, CA

TestAmerica Job ID: 440-42134-1

### Laboratory: TestAmerica Irvine

All certifications held by this laboratory are listed. Not all certifications are applicable to this report.

Authority	Program	EPA Region	Certification ID	Expiration Date
Alaska	State Program	10	CA01531	06-30-13
Arizona	State Program	9	AZ0671	10-13-13
California	LA Cty Sanitation Districts	9	10256	01-31-14
California	NELAP	9	1108CA	01-31-14
California	State Program	9	2706	06-30-14
Guam	State Program	9	Cert. No. 12.002r	03-28-13
Hawaii	State Program	9	N/A	01-31-14
Nevada	State Program	9	CA015312007A	07-31-13
Northern Mariana Islands	State Program	9	MP0002	01-31-14
Oregon	NELAP	10	4005	09-12-13
USDA	Federal		P330-09-00080	06-06-14
USEPA UCMR	Federal	1	CA01531	01-31-15

LAB (LOCATION)

- CALSCIENCE ( )
- SPL ( )
- XENCO ( )
- TEST AMERICA *EMME*
- OTHER ( )



Shell Oil Products Chain Of Custody Record

440-42134

Please Check Appropriate Box:

<input type="checkbox"/> ENV. SERVICES	<input type="checkbox"/> MOTIVA RETAIL	<input type="checkbox"/> SHELL RETAIL
<input type="checkbox"/> MOTIVA SD&CM	<input checked="" type="checkbox"/> CONSULTANT	<input type="checkbox"/> LUBES
<input type="checkbox"/> SHELL PIPELINE	<input type="checkbox"/> OTHER	

Print Bill To Contact Name: Peter Schaefer 240523

PO #: 2 4 0 5 2 3

INCIDENT # (ENV SERVICES): 9 8 9 9 5 8 4 0

DATE: 3/28/13

SAP #: 1 3 5 7 8 2

PAGE: 1 of 1

SAMPLING COMPANY: Conestoga-Rovers & Associates

LOC CODE: CRAW

ADDRESS: 5900 Hollis St, Suite A, Emeryville, CA 94608

PROJECT CONTACT (Hardcopy or PDF Report to): Peter Schaefer

TELEPHONE: 510-420-3319 FAX: 510-420-9170 E-MAIL: pschaefer@craworld.com; iradon@craworld.com

SITE ADDRESS: Street and City: 4212 First Street, Pleasanton CA

GLOBAL ID NO.: RO0000360

EDF DELIVERABLE TO (Name, Company, Office Location): Brenda Carter, CRA, Emeryville

PHONE NO.: 510-420-0700

E-MAIL: emeryvilleedf@craworld.com

CONSULTANT PROJECT NO.: 240523-2013-05

SAMPLER NAME(S) (Print ID): *Al Anderson*

TURNAROUND TIME (CALENDAR DAYS):

STANDARD (14 DAY)  5 DAYS  3 DAYS  2 DAYS  1 HOUR

RESULTS NEEDED ON WEEKEND

LA - RWQCB REPORT FORMAT  UST AGENCY:

REQUESTED ANALYSIS

SPECIAL INSTRUCTIONS OR NOTES :

Copy of final report to Shell.Lab.Billing@craworld.com; iradon@craworld.com; mlundberg@craworld.com; pschaefer@craworld.com

SHELL CONTRACT RATE APPLIES

STATE REIMBURSEMENT RATE APPLIES

EDD NOT NEEDED

RECEIPT VERIFICATION REQUESTED

TEMPERATURE ON RECEIPT °C: 22.0

Container PID Readings or Laboratory Notes

LAB USE ONLY	Field Sample Identification	SAMPLING		MATRIX	PRESERVATIVE					NO. OF CONT.	TPH - GRO, Purgeable (8260B)	BTEX + MTBE + TBA (8260B)	CH4 by SCQMID 25.3 (H)	TEDLAR BAGS
		DATE	TIME		HCL	HNO3	H2SO4	NONE	OTHER					
	MW-4	3/28/13	1030	VAPOR					X	1	X	X		
	SUE-5		1030	"					X	1	X	X		
	MW-4		1600	"					X	1	X	X		
	SUE-5		1600	"					X	1	X	X		

Relinquished by: (Signature) <i>[Signature]</i>	Received by: (Signature) <i>[Signature]</i> (TASF)	Date: 03/28/13	Time: 1650
Relinquished by: (Signature) <i>[Signature]</i>	Received by: (Signature) <i>[Signature]</i>	Date: 03/28/13	Time: 1620
Relinquished by: (Signature) <i>[Signature]</i>	Received by: (Signature) <i>[Signature]</i>	Date: 3/29/13	Time: 0950

Page 16 of 17

4/17/2013



## Login Sample Receipt Checklist

Client: Conestoga-Rovers & Associates, Inc.

Job Number: 440-42134-1

**Login Number: 42134**

**List Number: 1**

**Creator: Freitag, Kevin R**

**List Source: TestAmerica Irvine**

Question	Answer	Comment
Radioactivity wasn't checked or is $\leq$ background as measured by a survey meter.	N/A	
The cooler's custody seal, if present, is intact.	N/A	
Sample custody seals, if present, are intact.	N/A	
The cooler or samples do not appear to have been compromised or tampered with.	True	
Samples were received on ice.	N/A	
Cooler Temperature is acceptable.	True	
Cooler Temperature is recorded.	True	
COC is present.	True	
COC is filled out in ink and legible.	True	
COC is filled out with all pertinent information.	True	
Is the Field Sampler's name present on COC?	True	Al Anderson
There are no discrepancies between the containers received and the COC.	True	
Samples are received within Holding Time.	True	
Sample containers have legible labels.	True	
Containers are not broken or leaking.	True	
Sample collection date/times are provided.	True	
Appropriate sample containers are used.	True	
Sample bottles are completely filled.	True	
Sample Preservation Verified.	N/A	
There is sufficient vol. for all requested analyses, incl. any requested MS/MSDs	True	
Containers requiring zero headspace have no headspace or bubble is $<6\text{mm}$ (1/4").	N/A	
Multiphasic samples are not present.	True	
Samples do not require splitting or compositing.	True	
Residual Chlorine Checked.	N/A	



# TestAmerica

THE LEADER IN ENVIRONMENTAL TESTING

## ANALYTICAL REPORT

TestAmerica Laboratories, Inc.

TestAmerica Irvine

17461 Derian Ave

Suite 100

Irvine, CA 92614-5817

Tel: (949)261-1022

TestAmerica Job ID: 440-42391-1

Client Project/Site: 4212 First St., Pleasanton, CA

For:

Conestoga-Rovers & Associates, Inc.

5900 Hollis Street

Suite A

Emeryville, California 94608

Attn: Peter Schaefer



Authorized for release by:

4/8/2013 4:39:15 PM

Philip Sanelle

Project Manager I

[philip.sanelle@testamericainc.com](mailto:philip.sanelle@testamericainc.com)

### LINKS

Review your project  
results through  
**TotalAccess**

Have a Question?



Visit us at:  
[www.testamericainc.com](http://www.testamericainc.com)

*The test results in this report meet all 2003 NELAC and 2009 TNI requirements for accredited parameters, exceptions are noted in this report. This report may not be reproduced except in full, and with written approval from the laboratory. For questions please contact the Project Manager at the e-mail address or telephone number listed on this page.*

*This report has been electronically signed and authorized by the signatory. Electronic signature is intended to be the legally binding equivalent of a traditionally handwritten signature.*

*Results relate only to the items tested and the sample(s) as received by the laboratory.*

1

2

3

4

5

6

7

8

9

10

11

12

13



# Table of Contents

Cover Page . . . . .	1
Table of Contents . . . . .	2
Sample Summary . . . . .	3
Case Narrative . . . . .	4
Client Sample Results . . . . .	5
Method Summary . . . . .	8
Chronicle . . . . .	9
QC Sample Results . . . . .	10
QC Association . . . . .	13
Definitions . . . . .	14
Certification Summary . . . . .	15
Chain of Custody . . . . .	16
Receipt Checklists . . . . .	17

# Sample Summary

Client: Conestoga-Rovers & Associates, Inc.  
Project/Site: 4212 First St., Pleasanton, CA

TestAmerica Job ID: 440-42391-1

Lab Sample ID	Client Sample ID	Matrix	Collected	Received
440-42391-1	EW-2	Air	04/01/13 09:00	04/02/13 09:15
440-42391-2	SVE-5	Air	04/01/13 09:00	04/02/13 09:15
440-42391-3	EW-2	Air	04/01/13 16:30	04/02/13 09:15
440-42391-4	SVE-5	Air	04/01/13 16:30	04/02/13 09:15

1

2

3

4

5

6

7

8

9

10

11

12

13

# Case Narrative

Client: Conestoga-Rovers & Associates, Inc.  
Project/Site: 4212 First St., Pleasanton, CA

TestAmerica Job ID: 440-42391-1

---

**Job ID: 440-42391-1**

---

**Laboratory: TestAmerica Irvine**

---

**Narrative**

**Job Narrative**  
**440-42391-1**

**Comments**

No additional comments.

**Receipt**

The samples were received on 4/2/2013 9:15 AM; the samples arrived in good condition, properly preserved and, where required, on ice. The temperature of the cooler at receipt was 22.0° C.

**GC/MS VOA**

No analytical or quality issues were noted.

**VOA Prep**

No analytical or quality issues were noted.

- 1
- 2
- 3
- 4
- 5
- 6
- 7
- 8
- 9
- 10
- 11
- 12
- 13

# Client Sample Results

Client: Conestoga-Rovers & Associates, Inc.  
Project/Site: 4212 First St., Pleasanton, CA

TestAmerica Job ID: 440-42391-1

**Client Sample ID: EW-2**

**Lab Sample ID: 440-42391-1**

Date Collected: 04/01/13 09:00

Matrix: Air

Date Received: 04/02/13 09:15

Sample Container: Air Sample Bag - 1 L

**Method: 8260B/CA\_LUFTMS - Volatile Organic Compounds by GC/MS**

Analyte	Result	Qualifier	RL	MDL	Unit	D	Prepared	Analyzed	Dil Fac
<b>Volatile Fuel Hydrocarbons (C4-C12)</b>	<b>2700</b>		100		mg/m3			04/03/13 00:38	1

Analyte	Result	Qualifier	RL	MDL	Unit	D	Prepared	Analyzed	Dil Fac
<b>Volatile Fuel Hydrocarbons (C4-C12)</b>	<b>650</b>		24		ppm v/v			04/03/13 00:38	1

Surrogate	%Recovery	Qualifier	Limits	Prepared	Analyzed	Dil Fac
Dibromofluoromethane (Surr)	96		80 - 120		04/03/13 00:38	1
4-Bromofluorobenzene (Surr)	104		80 - 120		04/03/13 00:38	1
Toluene-d8 (Surr)	99		80 - 120		04/03/13 00:38	1

**Method: 8260B - Volatile Organic Compounds (GC/MS)**

Analyte	Result	Qualifier	RL	MDL	Unit	D	Prepared	Analyzed	Dil Fac
<b>Benzene</b>	<b>2.5</b>		2.0		mg/m3			04/03/13 00:38	1
<b>Ethylbenzene</b>	<b>13</b>		2.0		mg/m3			04/03/13 00:38	1
Methyl-t-Butyl Ether (MTBE)	ND		2.0		mg/m3			04/03/13 00:38	1
Toluene	ND		2.0		mg/m3			04/03/13 00:38	1
<b>Xylenes, Total</b>	<b>26</b>		6.0		mg/m3			04/03/13 00:38	1
tert-Butyl alcohol (TBA)	ND		200		mg/m3			04/03/13 00:38	1

Analyte	Result	Qualifier	RL	MDL	Unit	D	Prepared	Analyzed	Dil Fac
<b>Benzene</b>	<b>0.78</b>		0.63		ppm v/v			04/03/13 00:38	1
<b>Ethylbenzene</b>	<b>3.1</b>		0.46		ppm v/v			04/03/13 00:38	1
Methyl-t-Butyl Ether (MTBE)	ND		0.55		ppm v/v			04/03/13 00:38	1
Toluene	ND		0.53		ppm v/v			04/03/13 00:38	1
<b>Xylenes, Total</b>	<b>5.9</b>		1.4		ppm v/v			04/03/13 00:38	1
tert-Butyl alcohol (TBA)	ND		66		ppm v/v			04/03/13 00:38	1

Surrogate	%Recovery	Qualifier	Limits	Prepared	Analyzed	Dil Fac
4-Bromofluorobenzene (Surr)	104		80 - 120		04/03/13 00:38	1
Dibromofluoromethane (Surr)	96		80 - 120		04/03/13 00:38	1
Toluene-d8 (Surr)	99		80 - 120		04/03/13 00:38	1

**Client Sample ID: SVE-5**

**Lab Sample ID: 440-42391-2**

Date Collected: 04/01/13 09:00

Matrix: Air

Date Received: 04/02/13 09:15

Sample Container: Air Sample Bag - 1 L

**Method: 8260B/CA\_LUFTMS - Volatile Organic Compounds by GC/MS**

Analyte	Result	Qualifier	RL	MDL	Unit	D	Prepared	Analyzed	Dil Fac
<b>Volatile Fuel Hydrocarbons (C4-C12)</b>	<b>1500</b>		100		mg/m3			04/03/13 01:06	1

Analyte	Result	Qualifier	RL	MDL	Unit	D	Prepared	Analyzed	Dil Fac
<b>Volatile Fuel Hydrocarbons (C4-C12)</b>	<b>360</b>		24		ppm v/v			04/03/13 01:06	1

Surrogate	%Recovery	Qualifier	Limits	Prepared	Analyzed	Dil Fac
Dibromofluoromethane (Surr)	94		80 - 120		04/03/13 01:06	1
4-Bromofluorobenzene (Surr)	103		80 - 120		04/03/13 01:06	1
Toluene-d8 (Surr)	100		80 - 120		04/03/13 01:06	1

TestAmerica Irvine

# Client Sample Results

Client: Conestoga-Rovers & Associates, Inc.  
Project/Site: 4212 First St., Pleasanton, CA

TestAmerica Job ID: 440-42391-1

**Client Sample ID: SVE-5**

**Lab Sample ID: 440-42391-2**

Date Collected: 04/01/13 09:00

Matrix: Air

Date Received: 04/02/13 09:15

Sample Container: Air Sample Bag - 1 L

**Method: 8260B - Volatile Organic Compounds (GC/MS)**

Analyte	Result	Qualifier	RL	MDL	Unit	D	Prepared	Analyzed	Dil Fac
Benzene	ND		2.0		mg/m3			04/03/13 01:06	1
<b>Ethylbenzene</b>	<b>15</b>		2.0		mg/m3			04/03/13 01:06	1
Methyl-t-Butyl Ether (MTBE)	ND		2.0		mg/m3			04/03/13 01:06	1
Toluene	ND		2.0		mg/m3			04/03/13 01:06	1
<b>Xylenes, Total</b>	<b>42</b>		6.0		mg/m3			04/03/13 01:06	1
tert-Butyl alcohol (TBA)	ND		200		mg/m3			04/03/13 01:06	1

Analyte	Result	Qualifier	RL	MDL	Unit	D	Prepared	Analyzed	Dil Fac
Benzene	ND		0.63		ppm v/v			04/03/13 01:06	1
<b>Ethylbenzene</b>	<b>3.6</b>		0.46		ppm v/v			04/03/13 01:06	1
Methyl-t-Butyl Ether (MTBE)	ND		0.55		ppm v/v			04/03/13 01:06	1
Toluene	ND		0.53		ppm v/v			04/03/13 01:06	1
<b>Xylenes, Total</b>	<b>9.7</b>		1.4		ppm v/v			04/03/13 01:06	1
tert-Butyl alcohol (TBA)	ND		66		ppm v/v			04/03/13 01:06	1

Surrogate	%Recovery	Qualifier	Limits	Prepared	Analyzed	Dil Fac
4-Bromofluorobenzene (Surr)	103		80 - 120		04/03/13 01:06	1
Dibromofluoromethane (Surr)	94		80 - 120		04/03/13 01:06	1
Toluene-d8 (Surr)	100		80 - 120		04/03/13 01:06	1

**Client Sample ID: EW-2**

**Lab Sample ID: 440-42391-3**

Date Collected: 04/01/13 16:30

Matrix: Air

Date Received: 04/02/13 09:15

Sample Container: Air Sample Bag - 1 L

**Method: 8260B/CA\_LUFTMS - Volatile Organic Compounds by GC/MS**

Analyte	Result	Qualifier	RL	MDL	Unit	D	Prepared	Analyzed	Dil Fac
<b>Volatile Fuel Hydrocarbons (C4-C12)</b>	<b>1900</b>		100		mg/m3			04/03/13 01:34	1

Analyte	Result	Qualifier	RL	MDL	Unit	D	Prepared	Analyzed	Dil Fac
<b>Volatile Fuel Hydrocarbons (C4-C12)</b>	<b>460</b>		24		ppm v/v			04/03/13 01:34	1

Surrogate	%Recovery	Qualifier	Limits	Prepared	Analyzed	Dil Fac
Dibromofluoromethane (Surr)	94		80 - 120		04/03/13 01:34	1
4-Bromofluorobenzene (Surr)	105		80 - 120		04/03/13 01:34	1
Toluene-d8 (Surr)	99		80 - 120		04/03/13 01:34	1

**Method: 8260B - Volatile Organic Compounds (GC/MS)**

Analyte	Result	Qualifier	RL	MDL	Unit	D	Prepared	Analyzed	Dil Fac
<b>Benzene</b>	<b>2.1</b>		2.0		mg/m3			04/03/13 01:34	1
<b>Ethylbenzene</b>	<b>15</b>		2.0		mg/m3			04/03/13 01:34	1
Methyl-t-Butyl Ether (MTBE)	ND		2.0		mg/m3			04/03/13 01:34	1
Toluene	ND		2.0		mg/m3			04/03/13 01:34	1
<b>Xylenes, Total</b>	<b>35</b>		6.0		mg/m3			04/03/13 01:34	1
tert-Butyl alcohol (TBA)	ND		200		mg/m3			04/03/13 01:34	1

Analyte	Result	Qualifier	RL	MDL	Unit	D	Prepared	Analyzed	Dil Fac
<b>Benzene</b>	<b>0.66</b>		0.63		ppm v/v			04/03/13 01:34	1
<b>Ethylbenzene</b>	<b>3.6</b>		0.46		ppm v/v			04/03/13 01:34	1
Methyl-t-Butyl Ether (MTBE)	ND		0.55		ppm v/v			04/03/13 01:34	1

TestAmerica Irvine

# Client Sample Results

Client: Conestoga-Rovers & Associates, Inc.  
Project/Site: 4212 First St., Pleasanton, CA

TestAmerica Job ID: 440-42391-1

## Client Sample ID: EW-2

Lab Sample ID: 440-42391-3

Date Collected: 04/01/13 16:30

Matrix: Air

Date Received: 04/02/13 09:15

Sample Container: Air Sample Bag - 1 L

### Method: 8260B - Volatile Organic Compounds (GC/MS) (Continued)

Analyte	Result	Qualifier	RL	MDL	Unit	D	Prepared	Analyzed	Dil Fac
Toluene	ND		0.53		ppm v/v			04/03/13 01:34	1
<b>Xylenes, Total</b>	<b>8.2</b>		1.4		ppm v/v			04/03/13 01:34	1
tert-Butyl alcohol (TBA)	ND		66		ppm v/v			04/03/13 01:34	1
<b>Surrogate</b>	<b>%Recovery</b>	<b>Qualifier</b>	<b>Limits</b>				<b>Prepared</b>	<b>Analyzed</b>	<b>Dil Fac</b>
4-Bromofluorobenzene (Surr)	105		80 - 120					04/03/13 01:34	1
Dibromofluoromethane (Surr)	94		80 - 120					04/03/13 01:34	1
Toluene-d8 (Surr)	99		80 - 120					04/03/13 01:34	1

## Client Sample ID: SVE-5

Lab Sample ID: 440-42391-4

Date Collected: 04/01/13 16:30

Matrix: Air

Date Received: 04/02/13 09:15

Sample Container: Air Sample Bag - 1 L

### Method: 8260B/CA\_LUFTMS - Volatile Organic Compounds by GC/MS

Analyte	Result	Qualifier	RL	MDL	Unit	D	Prepared	Analyzed	Dil Fac
<b>Volatile Fuel Hydrocarbons (C4-C12)</b>	<b>1300</b>		100		mg/m3			04/03/13 02:03	1
<b>Analyte</b>	<b>Result</b>	<b>Qualifier</b>	<b>RL</b>	<b>MDL</b>	<b>Unit</b>	<b>D</b>	<b>Prepared</b>	<b>Analyzed</b>	<b>Dil Fac</b>
<b>Volatile Fuel Hydrocarbons (C4-C12)</b>	<b>330</b>		24		ppm v/v			04/03/13 02:03	1
<b>Surrogate</b>	<b>%Recovery</b>	<b>Qualifier</b>	<b>Limits</b>				<b>Prepared</b>	<b>Analyzed</b>	<b>Dil Fac</b>
Dibromofluoromethane (Surr)	100		80 - 120					04/03/13 02:03	1
4-Bromofluorobenzene (Surr)	98		80 - 120					04/03/13 02:03	1
Toluene-d8 (Surr)	101		80 - 120					04/03/13 02:03	1

### Method: 8260B - Volatile Organic Compounds (GC/MS)

Analyte	Result	Qualifier	RL	MDL	Unit	D	Prepared	Analyzed	Dil Fac
Benzene	ND		2.0		mg/m3			04/03/13 02:03	1
<b>Ethylbenzene</b>	<b>17</b>		2.0		mg/m3			04/03/13 02:03	1
Methyl-t-Butyl Ether (MTBE)	ND		2.0		mg/m3			04/03/13 02:03	1
Toluene	ND		2.0		mg/m3			04/03/13 02:03	1
<b>Xylenes, Total</b>	<b>52</b>		6.0		mg/m3			04/03/13 02:03	1
tert-Butyl alcohol (TBA)	ND		200		mg/m3			04/03/13 02:03	1
<b>Analyte</b>	<b>Result</b>	<b>Qualifier</b>	<b>RL</b>	<b>MDL</b>	<b>Unit</b>	<b>D</b>	<b>Prepared</b>	<b>Analyzed</b>	<b>Dil Fac</b>
Benzene	ND		0.63		ppm v/v			04/03/13 02:03	1
<b>Ethylbenzene</b>	<b>4.0</b>		0.46		ppm v/v			04/03/13 02:03	1
Methyl-t-Butyl Ether (MTBE)	ND		0.55		ppm v/v			04/03/13 02:03	1
Toluene	ND		0.53		ppm v/v			04/03/13 02:03	1
<b>Xylenes, Total</b>	<b>12</b>		1.4		ppm v/v			04/03/13 02:03	1
tert-Butyl alcohol (TBA)	ND		66		ppm v/v			04/03/13 02:03	1
<b>Surrogate</b>	<b>%Recovery</b>	<b>Qualifier</b>	<b>Limits</b>				<b>Prepared</b>	<b>Analyzed</b>	<b>Dil Fac</b>
4-Bromofluorobenzene (Surr)	98		80 - 120					04/03/13 02:03	1
Dibromofluoromethane (Surr)	100		80 - 120					04/03/13 02:03	1
Toluene-d8 (Surr)	101		80 - 120					04/03/13 02:03	1

TestAmerica Irvine

# Method Summary

Client: Conestoga-Rovers & Associates, Inc.  
Project/Site: 4212 First St., Pleasanton, CA

TestAmerica Job ID: 440-42391-1

Method	Method Description	Protocol	Laboratory
8260B	Volatile Organic Compounds (GC/MS)	SW846	TAL IRV
8260B/CA_LUFTM S	Volatile Organic Compounds by GC/MS	SW846	TAL IRV

**Protocol References:**

SW846 = "Test Methods For Evaluating Solid Waste, Physical/Chemical Methods", Third Edition, November 1986 And Its Updates.

**Laboratory References:**

TAL IRV = TestAmerica Irvine, 17461 Derian Ave, Suite 100, Irvine, CA 92614-5817, TEL (949)261-1022





# Lab Chronicle

Client: Conestoga-Rovers & Associates, Inc.  
Project/Site: 4212 First St., Pleasanton, CA

TestAmerica Job ID: 440-42391-1

## Client Sample ID: EW-2

Date Collected: 04/01/13 09:00

Date Received: 04/02/13 09:15

## Lab Sample ID: 440-42391-1

Matrix: Air

Prep Type	Batch Type	Batch Method	Run	Dil Factor	Initial Amount	Final Amount	Batch Number	Prepared or Analyzed	Analyst	Lab
Total/NA	Analysis	8260B		1	5 cc	10 mL	95693	04/03/13 00:38	BD	TAL IRV
Total/NA	Analysis	8260B/CA_LUFTMS		1	5 cc	10 mL	95694	04/03/13 00:38	BD	TAL IRV

## Client Sample ID: SVE-5

Date Collected: 04/01/13 09:00

Date Received: 04/02/13 09:15

## Lab Sample ID: 440-42391-2

Matrix: Air

Prep Type	Batch Type	Batch Method	Run	Dil Factor	Initial Amount	Final Amount	Batch Number	Prepared or Analyzed	Analyst	Lab
Total/NA	Analysis	8260B		1	5 cc	10 mL	95693	04/03/13 01:06	BD	TAL IRV
Total/NA	Analysis	8260B/CA_LUFTMS		1	5 cc	10 mL	95694	04/03/13 01:06	BD	TAL IRV

## Client Sample ID: EW-2

Date Collected: 04/01/13 16:30

Date Received: 04/02/13 09:15

## Lab Sample ID: 440-42391-3

Matrix: Air

Prep Type	Batch Type	Batch Method	Run	Dil Factor	Initial Amount	Final Amount	Batch Number	Prepared or Analyzed	Analyst	Lab
Total/NA	Analysis	8260B		1	5 cc	10 mL	95693	04/03/13 01:34	BD	TAL IRV
Total/NA	Analysis	8260B/CA_LUFTMS		1	5 cc	10 mL	95694	04/03/13 01:34	BD	TAL IRV

## Client Sample ID: SVE-5

Date Collected: 04/01/13 16:30

Date Received: 04/02/13 09:15

## Lab Sample ID: 440-42391-4

Matrix: Air

Prep Type	Batch Type	Batch Method	Run	Dil Factor	Initial Amount	Final Amount	Batch Number	Prepared or Analyzed	Analyst	Lab
Total/NA	Analysis	8260B		1	5 cc	10 mL	95693	04/03/13 02:03	BD	TAL IRV
Total/NA	Analysis	8260B/CA_LUFTMS		1	5 cc	10 mL	95694	04/03/13 02:03	BD	TAL IRV

### Laboratory References:

TAL IRV = TestAmerica Irvine, 17461 Derian Ave, Suite 100, Irvine, CA 92614-5817, TEL (949)261-1022

# QC Sample Results

Client: Conestoga-Rovers & Associates, Inc.  
Project/Site: 4212 First St., Pleasanton, CA

TestAmerica Job ID: 440-42391-1

## Method: 8260B - Volatile Organic Compounds (GC/MS)

**Lab Sample ID: MB 440-95693/6**

**Matrix: Air**

**Analysis Batch: 95693**

**Client Sample ID: Method Blank**

**Prep Type: Total/NA**

Analyte	MB Result	MB Qualifier	RL	MDL	Unit	D	Prepared	Analyzed	Dil Fac
Benzene	ND		2.0		mg/m3			04/02/13 21:46	1
Ethylbenzene	ND		2.0		mg/m3			04/02/13 21:46	1
Methyl-t-Butyl Ether (MTBE)	ND		2.0		mg/m3			04/02/13 21:46	1
Toluene	ND		2.0		mg/m3			04/02/13 21:46	1
Xylenes, Total	ND		6.0		mg/m3			04/02/13 21:46	1
tert-Butyl alcohol (TBA)	ND		200		mg/m3			04/02/13 21:46	1

Analyte	MB Result	MB Qualifier	RL	MDL	Unit	D	Prepared	Analyzed	Dil Fac
Benzene	ND		0.63		ppm v/v			04/02/13 21:46	1
Ethylbenzene	ND		0.46		ppm v/v			04/02/13 21:46	1
Methyl-t-Butyl Ether (MTBE)	ND		0.55		ppm v/v			04/02/13 21:46	1
Toluene	ND		0.53		ppm v/v			04/02/13 21:46	1
Xylenes, Total	ND		1.4		ppm v/v			04/02/13 21:46	1
tert-Butyl alcohol (TBA)	ND		66		ppm v/v			04/02/13 21:46	1

Surrogate	MB %Recovery	MB Qualifier	Limits	Prepared	Analyzed	Dil Fac
4-Bromofluorobenzene (Surr)	97		80 - 120		04/02/13 21:46	1
Dibromofluoromethane (Surr)	96		80 - 120		04/02/13 21:46	1
Toluene-d8 (Surr)	96		80 - 120		04/02/13 21:46	1

**Lab Sample ID: LCS 440-95693/7**

**Matrix: Air**

**Analysis Batch: 95693**

**Client Sample ID: Lab Control Sample**

**Prep Type: Total/NA**

Analyte	Spike Added	LCS Result	LCS Qualifier	Unit	D	%Rec	%Rec. Limits
Benzene	25.0	19.4		mg/m3		77	70 - 120
Ethylbenzene	25.0	25.2		mg/m3		101	75 - 125
m,p-Xylene	50.0	50.5		mg/m3		101	75 - 125
Methyl-t-Butyl Ether (MTBE)	25.0	22.4		mg/m3		90	60 - 135
o-Xylene	25.0	25.2		mg/m3		101	75 - 125
Toluene	25.0	22.9		mg/m3		92	70 - 120
tert-Butyl alcohol (TBA)	125	121		mg/m3		97	70 - 135

Analyte	Spike Added	LCS Result	LCS Qualifier	Unit	D	%Rec	%Rec. Limits
Benzene	7.8	6.06		ppm v/v		77	70 - 120
Ethylbenzene	5.8	5.81		ppm v/v		101	75 - 125
m,p-Xylene	12	11.6		ppm v/v		101	75 - 125
Methyl-t-Butyl Ether (MTBE)	6.9	6.21		ppm v/v		90	60 - 135
o-Xylene	5.8	5.80		ppm v/v		101	75 - 125
Toluene	6.6	6.07		ppm v/v		92	70 - 120
tert-Butyl alcohol (TBA)	41	39.9		ppm v/v		97	70 - 135

Surrogate	LCS %Recovery	LCS Qualifier	Limits
4-Bromofluorobenzene (Surr)	100		80 - 120
Dibromofluoromethane (Surr)	97		80 - 120
Toluene-d8 (Surr)	99		80 - 120

TestAmerica Irvine

# QC Sample Results

Client: Conestoga-Rovers & Associates, Inc.  
Project/Site: 4212 First St., Pleasanton, CA

TestAmerica Job ID: 440-42391-1

## Method: 8260B - Volatile Organic Compounds (GC/MS) (Continued)

**Lab Sample ID: 440-42395-A-1 DU**

**Matrix: Air**

**Analysis Batch: 95693**

**Client Sample ID: Duplicate**

**Prep Type: Total/NA**

Analyte	Sample		DU		Unit	D	RPD	Limit
	Result	Qualifier	Result	Qualifier				
Benzene	ND		ND		mg/m3		NC	20
Ethylbenzene	ND		ND		mg/m3		NC	20
Methyl-t-Butyl Ether (MTBE)	ND		ND		mg/m3		NC	25
Toluene	ND		ND		mg/m3		NC	20
Xylenes, Total	ND		ND		mg/m3		NC	20
tert-Butyl alcohol (TBA)	ND		ND		mg/m3		NC	20

Analyte	Sample		DU		Unit	D	RPD	Limit
	Result	Qualifier	Result	Qualifier				
Benzene	ND		ND		ppm v/v		NC	20
Ethylbenzene	ND		ND		ppm v/v		NC	20
Methyl-t-Butyl Ether (MTBE)	ND		ND		ppm v/v		NC	25
Toluene	ND		ND		ppm v/v		NC	20
Xylenes, Total	ND		ND		ppm v/v		NC	20
tert-Butyl alcohol (TBA)	ND		ND		ppm v/v		NC	20

Surrogate	DU		Limits
	%Recovery	Qualifier	
4-Bromofluorobenzene (Surr)	98		80 - 120
Dibromofluoromethane (Surr)	92		80 - 120
Toluene-d8 (Surr)	94		80 - 120

## Method: 8260B/CA\_LUFTMS - Volatile Organic Compounds by GC/MS

**Lab Sample ID: MB 440-95694/6**

**Matrix: Air**

**Analysis Batch: 95694**

**Client Sample ID: Method Blank**

**Prep Type: Total/NA**

Analyte	MB		RL	MDL	Unit	D	Prepared	Analyzed	Dil Fac
	Result	Qualifier							
Volatile Fuel Hydrocarbons (C4-C12)	ND		100		mg/m3			04/02/13 21:46	1

Analyte	MB		RL	MDL	Unit	D	Prepared	Analyzed	Dil Fac
	Result	Qualifier							
Volatile Fuel Hydrocarbons (C4-C12)	ND		24		ppm v/v			04/02/13 21:46	1

Surrogate	MB		Limits	Prepared	Analyzed	Dil Fac
	%Recovery	Qualifier				
Dibromofluoromethane (Surr)	96		80 - 120		04/02/13 21:46	1
4-Bromofluorobenzene (Surr)	97		80 - 120		04/02/13 21:46	1
Toluene-d8 (Surr)	96		80 - 120		04/02/13 21:46	1

**Lab Sample ID: LCS 440-95694/8**

**Matrix: Air**

**Analysis Batch: 95694**

**Client Sample ID: Lab Control Sample**

**Prep Type: Total/NA**

Analyte	Spike Added	LCS		Unit	D	%Rec	%Rec. Limits
		Result	Qualifier				
Volatile Fuel Hydrocarbons (C4-C12)	500	508		mg/m3		102	55 - 130

Analyte	Spike Added	LCS		Unit	D	%Rec	%Rec. Limits
		Result	Qualifier				
Volatile Fuel Hydrocarbons (C4-C12)	120	124		ppm v/v		102	55 - 130

TestAmerica Irvine

# QC Sample Results

Client: Conestoga-Rovers & Associates, Inc.  
 Project/Site: 4212 First St., Pleasanton, CA

TestAmerica Job ID: 440-42391-1

## Method: 8260B/CA\_LUFTMS - Volatile Organic Compounds by GC/MS (Continued)

**Lab Sample ID: LCS 440-95694/8**

**Matrix: Air**

**Analysis Batch: 95694**

**Client Sample ID: Lab Control Sample**

**Prep Type: Total/NA**

<i>Surrogate</i>	<i>LCS</i>		<i>Limits</i>
	<i>%Recovery</i>	<i>Qualifier</i>	
<i>Dibromofluoromethane (Surr)</i>	96		80 - 120
<i>4-Bromofluorobenzene (Surr)</i>	99		80 - 120
<i>Toluene-d8 (Surr)</i>	98		80 - 120

**Lab Sample ID: 440-42395-A-1 DU**

**Matrix: Air**

**Analysis Batch: 95694**

**Client Sample ID: Duplicate**

**Prep Type: Total/NA**

<i>Analyte</i>	<i>Sample</i>	<i>Sample</i>	<i>DU</i>	<i>DU</i>	<i>Unit</i>	<i>D</i>	<i>RPD</i>	<i>Limit</i>
	<i>Result</i>	<i>Qualifier</i>	<i>Result</i>	<i>Qualifier</i>				
Volatile Fuel Hydrocarbons (C4-C12)	ND		ND		mg/m3		NC	20

<i>Analyte</i>	<i>Sample</i>	<i>Sample</i>	<i>DU</i>	<i>DU</i>	<i>Unit</i>	<i>D</i>	<i>RPD</i>	<i>Limit</i>
	<i>Result</i>	<i>Qualifier</i>	<i>Result</i>	<i>Qualifier</i>				
Volatile Fuel Hydrocarbons (C4-C12)	ND		ND		ppm v/v		NC	20

<i>Surrogate</i>	<i>DU</i>		<i>Limits</i>
	<i>%Recovery</i>	<i>Qualifier</i>	
<i>Dibromofluoromethane (Surr)</i>	92		80 - 120
<i>4-Bromofluorobenzene (Surr)</i>	98		80 - 120
<i>Toluene-d8 (Surr)</i>	94		80 - 120

# QC Association Summary

Client: Conestoga-Rovers & Associates, Inc.  
 Project/Site: 4212 First St., Pleasanton, CA

TestAmerica Job ID: 440-42391-1

## GC/MS VOA

### Analysis Batch: 95693

Lab Sample ID	Client Sample ID	Prep Type	Matrix	Method	Prep Batch
440-42391-1	EW-2	Total/NA	Air	8260B	
440-42391-2	SVE-5	Total/NA	Air	8260B	
440-42391-3	EW-2	Total/NA	Air	8260B	
440-42391-4	SVE-5	Total/NA	Air	8260B	
440-42395-A-1 DU	Duplicate	Total/NA	Air	8260B	
LCS 440-95693/7	Lab Control Sample	Total/NA	Air	8260B	
MB 440-95693/6	Method Blank	Total/NA	Air	8260B	

### Analysis Batch: 95694

Lab Sample ID	Client Sample ID	Prep Type	Matrix	Method	Prep Batch
440-42391-1	EW-2	Total/NA	Air	8260B/CA_LUFT MS	
440-42391-2	SVE-5	Total/NA	Air	8260B/CA_LUFT MS	
440-42391-3	EW-2	Total/NA	Air	8260B/CA_LUFT MS	
440-42391-4	SVE-5	Total/NA	Air	8260B/CA_LUFT MS	
440-42395-A-1 DU	Duplicate	Total/NA	Air	8260B/CA_LUFT MS	
LCS 440-95694/8	Lab Control Sample	Total/NA	Air	8260B/CA_LUFT MS	
MB 440-95694/6	Method Blank	Total/NA	Air	8260B/CA_LUFT MS	

## Definitions/Glossary

Client: Conestoga-Rovers & Associates, Inc.  
Project/Site: 4212 First St., Pleasanton, CA

TestAmerica Job ID: 440-42391-1

### Glossary

Abbreviation	These commonly used abbreviations may or may not be present in this report.
▫	Listed under the "D" column to designate that the result is reported on a dry weight basis
%R	Percent Recovery
CNF	Contains no Free Liquid
DER	Duplicate error ratio (normalized absolute difference)
DL, RA, RE, IN	Indicates a Dilution, Re-analysis, Re-extraction, or additional Initial metals/anion analysis of the sample
DLC	Decision level concentration
MDA	Minimum detectable activity
EDL	Estimated Detection Limit
MDC	Minimum detectable concentration
MDL	Method Detection Limit
ML	Minimum Level (Dioxin)
ND	Not detected at the reporting limit (or MDL or EDL if shown)
PQL	Practical Quantitation Limit
QC	Quality Control
RER	Relative error ratio
RL	Reporting Limit or Requested Limit (Radiochemistry)
RPD	Relative Percent Difference, a measure of the relative difference between two points
TEF	Toxicity Equivalent Factor (Dioxin)
TEQ	Toxicity Equivalent Quotient (Dioxin)

# Certification Summary

Client: Conestoga-Rovers & Associates, Inc.  
Project/Site: 4212 First St., Pleasanton, CA

TestAmerica Job ID: 440-42391-1

## Laboratory: TestAmerica Irvine

All certifications held by this laboratory are listed. Not all certifications are applicable to this report.

Authority	Program	EPA Region	Certification ID	Expiration Date
Alaska	State Program	10	CA01531	06-30-13
Arizona	State Program	9	AZ0671	10-13-13
California	LA Cty Sanitation Districts	9	10256	01-31-14
California	NELAP	9	1108CA	01-31-14
California	State Program	9	2706	06-30-14
Guam	State Program	9	Cert. No. 12.002r	03-28-13 *
Hawaii	State Program	9	N/A	01-31-14
Nevada	State Program	9	CA015312007A	07-31-13
Northern Mariana Islands	State Program	9	MP0002	01-31-14
Oregon	NELAP	10	4005	09-12-13
USDA	Federal		P330-09-00080	06-06-14
USEPA UCMR	Federal	1	CA01531	01-31-15

\* Expired certification is currently pending renewal and is considered valid.

TestAmerica Irvine

LAB (LOCATION)

- CALSCIENCE ( )
- SPL ( )
- XENCO ( )
- TEST AMERICA ( )
- OTHER ( )



Shell Oil Products Chain Of Custody Record

440-42391

Please Check Appropriate Box:

<input type="checkbox"/> ENV. SERVICES	<input type="checkbox"/> MOTIVA RETAIL	<input type="checkbox"/> SHELL RETAIL
<input type="checkbox"/> MOTIVA SD&CM	<input checked="" type="checkbox"/> CONSULTANT	<input type="checkbox"/> LUBES
<input type="checkbox"/> SHELL PIPELINE	<input type="checkbox"/> OTHER _____	

Print Bill To Contact Name:

Peter Schaefer 240523

PO # 2 4 0 5 2 3

INCIDENT # (ENV SERVICES): 9 8 9 9 5 8 4 0

SAP # 1 3 5 7 8 2

CHECK IF NO INCIDENT # APPLIES

DATE: 4-1-13

PAGE: 1 of 1

SAMPLING COMPANY: Conestoga-Rovers & Associates

LOG CODE: CRAW

ADDRESS: 5900 Hollis St, Suite A, Emeryville, CA 94608

PROJECT CONTACT (hardcopy or PDF Report to): Peter Schaefer

TELEPHONE: 510-420-3319 FAX: 510-420-9170 EMAIL: pschaefer@crawworld.com; jradon@crawworld.com

TURNAROUND TIME (CALENDAR DAYS):  STANDARD (14 DAY)  5 DAYS  3 DAYS  2 DAYS  24 HOURS  RESULTS NEEDED ON WEEKEND

LA - RWQCB REPORT FORMAT  UST AGENCY:

SITE ADDRESS: Street and City: 4212 First Street, Pleasanton

State: CA GLOBAL ID NO: RO0000360

EDF DELIVERABLE TO (Name, Company, Office Location): Brenda Carter, CRA, Emeryville

PHONE NO: 510-420-0700 EMAIL: emeryvilleedf@crawworld.com

CONSULTANT PROJECT NO: 240523-2013-05

SAMPLER NAME(S) (Print): Pau Raswussen

LAB USE ONLY:

SPECIAL INSTRUCTIONS OR NOTES:

Copy of final report to Shell.Lab.Billing@crawworld.com; jradon@crawworld.com; mlundberg@crawworld.com; pschaefer@crawworld.com

SHELL CONTRACT RATE APPLIES

STATE REIMBURSEMENT RATE APPLIES

EDD NOT NEEDED

RECEIPT VERIFICATION REQUESTED

REQUESTED ANALYSIS

TEMPERATURE ON RECEIPT °C: 220/RT

Container PID Readings or Laboratory Notes

LAB USE ONLY	Field Sample Identification	SAMPLING		MATRIX	PRESERVATIVE					NO. OF CONT.	TPH -GRO, Purgeable (8260B)	BTEX + MTBE + TBA (8260B)	CH4 by SCAQMD 26.9 (M)	TEDLAR BAGS
		DATE	TIME		HCL	HNO3	H2SO4	NONE	OTHER					
	EW-2	4-1-13	0900	VAPOR				X		1	XX			
	SVE-5		0900											
	EW-2		420											
			430											

Relinquished by: (Signature) <i>Pau Raswussen</i>	Received by: (Signature) <i>John Muller</i>	Date: 04/01/13	Time: 1635
Relinquished by: (Signature) <i>John Muller</i>	Received by: (Signature) <i>John Muller</i>	Date: 04/01/13	Time: 1640
Relinquished by: (Signature) <i>John Muller</i>	Received by: (Signature) <i>John Muller</i>	Date: 4-1-13	Time: 1745

4/8/2013





## Login Sample Receipt Checklist

Client: Conestoga-Rovers & Associates, Inc.

Job Number: 440-42391-1

**Login Number: 42391**

**List Number: 1**

**Creator: Freitag, Kevin R**

**List Source: TestAmerica Irvine**

Question	Answer	Comment
Radioactivity wasn't checked or is <=/ background as measured by a survey meter.	N/A	
The cooler's custody seal, if present, is intact.	True	
Sample custody seals, if present, are intact.	N/A	
The cooler or samples do not appear to have been compromised or tampered with.	True	
Samples were received on ice.	N/A	
Cooler Temperature is acceptable.	True	
Cooler Temperature is recorded.	True	
COC is present.	True	
COC is filled out in ink and legible.	True	
COC is filled out with all pertinent information.	True	
Is the Field Sampler's name present on COC?	True	Paul Rasmussen
There are no discrepancies between the containers received and the COC.	False	Refer to Job Narrative for details.
Samples are received within Holding Time.	True	
Sample containers have legible labels.	True	
Containers are not broken or leaking.	True	
Sample collection date/times are provided.	True	
Appropriate sample containers are used.	True	
Sample bottles are completely filled.	True	
Sample Preservation Verified.	N/A	
There is sufficient vol. for all requested analyses, incl. any requested MS/MSDs	True	
Containers requiring zero headspace have no headspace or bubble is <6mm (1/4").	N/A	
Multiphasic samples are not present.	True	
Samples do not require splitting or compositing.	True	
Residual Chlorine Checked.	N/A	

# TestAmerica

THE LEADER IN ENVIRONMENTAL TESTING

## ANALYTICAL REPORT

TestAmerica Laboratories, Inc.

TestAmerica Irvine

17461 Derian Ave

Suite 100

Irvine, CA 92614-5817

Tel: (949)261-1022

TestAmerica Job ID: 440-42627-1

Client Project/Site: 4212 First St., Pleasanton, CA

For:

Conestoga-Rovers & Associates, Inc.

5900 Hollis Street

Suite A

Emeryville, California 94608

Attn: Peter Schaefer



Authorized for release by:

4/10/2013 1:11:14 PM

Philip Sanelle

Project Manager I

[philip.sanelle@testamericainc.com](mailto:philip.sanelle@testamericainc.com)

### LINKS

Review your project  
results through

**TotalAccess**

Have a Question?



Visit us at:

[www.testamericainc.com](http://www.testamericainc.com)

*The test results in this report meet all 2003 NELAC and 2009 TNI requirements for accredited parameters, exceptions are noted in this report. This report may not be reproduced except in full, and with written approval from the laboratory. For questions please contact the Project Manager at the e-mail address or telephone number listed on this page.*

*This report has been electronically signed and authorized by the signatory. Electronic signature is intended to be the legally binding equivalent of a traditionally handwritten signature.*

*Results relate only to the items tested and the sample(s) as received by the laboratory.*

1

2

3

4

5

6

7

8

9

10

11

12

13



# Table of Contents

Cover Page . . . . .	1
Table of Contents . . . . .	2
Sample Summary . . . . .	3
Case Narrative . . . . .	4
Client Sample Results . . . . .	5
Method Summary . . . . .	7
Chronicle . . . . .	8
QC Sample Results . . . . .	9
QC Association . . . . .	12
Definitions . . . . .	13
Certification Summary . . . . .	14
Chain of Custody . . . . .	15
Receipt Checklists . . . . .	16

# Sample Summary

Client: Conestoga-Rovers & Associates, Inc.  
Project/Site: 4212 First St., Pleasanton, CA

TestAmerica Job ID: 440-42627-1

---

Lab Sample ID	Client Sample ID	Matrix	Collected	Received
440-42627-1	SVE-5	Air	04/02/13 18:00	04/03/13 09:35
440-42627-2	MW-4	Air	04/02/13 18:05	04/03/13 09:35

---

1

2

3

4

5

6

7

8

9

10

11

12

13

# Case Narrative

Client: Conestoga-Rovers & Associates, Inc.  
Project/Site: 4212 First St., Pleasanton, CA

TestAmerica Job ID: 440-42627-1

---

**Job ID: 440-42627-1**

---

**Laboratory: TestAmerica Irvine**

---

**Narrative**

**Job Narrative**  
**440-42627-1**

**Comments**

No additional comments.

**Receipt**

The samples were received on 4/3/2013 9:35 AM; the samples arrived in good condition, properly preserved and, where required, on ice. The temperature of the cooler at receipt was 22.0° C.

**GC/MS VOA**

No analytical or quality issues were noted.

**VOA Prep**

No analytical or quality issues were noted.

- 1
- 2
- 3
- 4
- 5
- 6
- 7
- 8
- 9
- 10
- 11
- 12
- 13

# Client Sample Results

Client: Conestoga-Rovers & Associates, Inc.  
 Project/Site: 4212 First St., Pleasanton, CA

TestAmerica Job ID: 440-42627-1

**Client Sample ID: SVE-5**

**Lab Sample ID: 440-42627-1**

Date Collected: 04/02/13 18:00

Matrix: Air

Date Received: 04/03/13 09:35

Sample Container: Tedlar Bag 1L

**Method: 8260B/CA\_LUFTMS - Volatile Organic Compounds by GC/MS**

Analyte	Result	Qualifier	RL	MDL	Unit	D	Prepared	Analyzed	Dil Fac
<b>Volatile Fuel Hydrocarbons (C4-C12)</b>	<b>340</b>		100		mg/m3			04/04/13 13:47	1

Analyte	Result	Qualifier	RL	MDL	Unit	D	Prepared	Analyzed	Dil Fac
<b>Volatile Fuel Hydrocarbons (C4-C12)</b>	<b>82</b>		24		ppm v/v			04/04/13 13:47	1

Surrogate	%Recovery	Qualifier	Limits	Prepared	Analyzed	Dil Fac
Dibromofluoromethane (Surr)	94		80 - 120		04/04/13 13:47	1
4-Bromofluorobenzene (Surr)	110		80 - 120		04/04/13 13:47	1
Toluene-d8 (Surr)	108		80 - 120		04/04/13 13:47	1

**Method: 8260B - Volatile Organic Compounds (GC/MS)**

Analyte	Result	Qualifier	RL	MDL	Unit	D	Prepared	Analyzed	Dil Fac
Benzene	ND		2.0		mg/m3			04/04/13 13:47	1
<b>Ethylbenzene</b>	<b>3.7</b>		2.0		mg/m3			04/04/13 13:47	1
Methyl-t-Butyl Ether (MTBE)	ND		2.0		mg/m3			04/04/13 13:47	1
Toluene	ND		2.0		mg/m3			04/04/13 13:47	1
<b>Xylenes, Total</b>	<b>9.6</b>		6.0		mg/m3			04/04/13 13:47	1
tert-Butyl alcohol (TBA)	ND		200		mg/m3			04/04/13 13:47	1

Analyte	Result	Qualifier	RL	MDL	Unit	D	Prepared	Analyzed	Dil Fac
Benzene	ND		0.63		ppm v/v			04/04/13 13:47	1
<b>Ethylbenzene</b>	<b>0.86</b>		0.46		ppm v/v			04/04/13 13:47	1
Methyl-t-Butyl Ether (MTBE)	ND		0.55		ppm v/v			04/04/13 13:47	1
Toluene	ND		0.53		ppm v/v			04/04/13 13:47	1
<b>Xylenes, Total</b>	<b>2.2</b>		1.4		ppm v/v			04/04/13 13:47	1
tert-Butyl alcohol (TBA)	ND		66		ppm v/v			04/04/13 13:47	1

Surrogate	%Recovery	Qualifier	Limits	Prepared	Analyzed	Dil Fac
4-Bromofluorobenzene (Surr)	110		80 - 120		04/04/13 13:47	1
Dibromofluoromethane (Surr)	94		80 - 120		04/04/13 13:47	1
Toluene-d8 (Surr)	108		80 - 120		04/04/13 13:47	1

**Client Sample ID: MW-4**

**Lab Sample ID: 440-42627-2**

Date Collected: 04/02/13 18:05

Matrix: Air

Date Received: 04/03/13 09:35

Sample Container: Tedlar Bag 1L

**Method: 8260B/CA\_LUFTMS - Volatile Organic Compounds by GC/MS**

Analyte	Result	Qualifier	RL	MDL	Unit	D	Prepared	Analyzed	Dil Fac
<b>Volatile Fuel Hydrocarbons (C4-C12)</b>	<b>590</b>		100		mg/m3			04/04/13 14:17	1

Analyte	Result	Qualifier	RL	MDL	Unit	D	Prepared	Analyzed	Dil Fac
<b>Volatile Fuel Hydrocarbons (C4-C12)</b>	<b>140</b>		24		ppm v/v			04/04/13 14:17	1

Surrogate	%Recovery	Qualifier	Limits	Prepared	Analyzed	Dil Fac
Dibromofluoromethane (Surr)	99		80 - 120		04/04/13 14:17	1
4-Bromofluorobenzene (Surr)	111		80 - 120		04/04/13 14:17	1
Toluene-d8 (Surr)	107		80 - 120		04/04/13 14:17	1

TestAmerica Irvine

# Client Sample Results

Client: Conestoga-Rovers & Associates, Inc.  
 Project/Site: 4212 First St., Pleasanton, CA

TestAmerica Job ID: 440-42627-1

**Client Sample ID: MW-4**

**Lab Sample ID: 440-42627-2**

**Date Collected: 04/02/13 18:05**

**Matrix: Air**

**Date Received: 04/03/13 09:35**

**Sample Container: Tedlar Bag 1L**

**Method: 8260B - Volatile Organic Compounds (GC/MS)**

Analyte	Result	Qualifier	RL	MDL	Unit	D	Prepared	Analyzed	Dil Fac
Benzene	ND		2.0		mg/m3			04/04/13 14:17	1
<b>Ethylbenzene</b>	<b>2.5</b>		2.0		mg/m3			04/04/13 14:17	1
<b>Methyl-t-Butyl Ether (MTBE)</b>	<b>6.7</b>		2.0		mg/m3			04/04/13 14:17	1
Toluene	ND		2.0		mg/m3			04/04/13 14:17	1
Xylenes, Total	ND		6.0		mg/m3			04/04/13 14:17	1
tert-Butyl alcohol (TBA)	ND		200		mg/m3			04/04/13 14:17	1

Analyte	Result	Qualifier	RL	MDL	Unit	D	Prepared	Analyzed	Dil Fac
Benzene	ND		0.63		ppm v/v			04/04/13 14:17	1
<b>Ethylbenzene</b>	<b>0.58</b>		0.46		ppm v/v			04/04/13 14:17	1
<b>Methyl-t-Butyl Ether (MTBE)</b>	<b>1.9</b>		0.55		ppm v/v			04/04/13 14:17	1
Toluene	ND		0.53		ppm v/v			04/04/13 14:17	1
Xylenes, Total	ND		1.4		ppm v/v			04/04/13 14:17	1
tert-Butyl alcohol (TBA)	ND		66		ppm v/v			04/04/13 14:17	1

Surrogate	%Recovery	Qualifier	Limits	Prepared	Analyzed	Dil Fac
4-Bromofluorobenzene (Surr)	111		80 - 120		04/04/13 14:17	1
Dibromofluoromethane (Surr)	99		80 - 120		04/04/13 14:17	1
Toluene-d8 (Surr)	107		80 - 120		04/04/13 14:17	1

# Method Summary

Client: Conestoga-Rovers & Associates, Inc.  
Project/Site: 4212 First St., Pleasanton, CA

TestAmerica Job ID: 440-42627-1

Method	Method Description	Protocol	Laboratory
8260B	Volatile Organic Compounds (GC/MS)	SW846	TAL IRV
8260B/CA_LUFTM S	Volatile Organic Compounds by GC/MS	SW846	TAL IRV

**Protocol References:**

SW846 = "Test Methods For Evaluating Solid Waste, Physical/Chemical Methods", Third Edition, November 1986 And Its Updates.

**Laboratory References:**

TAL IRV = TestAmerica Irvine, 17461 Derian Ave, Suite 100, Irvine, CA 92614-5817, TEL (949)261-1022





# Lab Chronicle

Client: Conestoga-Rovers & Associates, Inc.  
 Project/Site: 4212 First St., Pleasanton, CA

TestAmerica Job ID: 440-42627-1

**Client Sample ID: SVE-5**

Date Collected: 04/02/13 18:00

Date Received: 04/03/13 09:35

**Lab Sample ID: 440-42627-1**

Matrix: Air

Prep Type	Batch Type	Batch Method	Run	Dil Factor	Initial Amount	Final Amount	Batch Number	Prepared or Analyzed	Analyst	Lab
Total/NA	Analysis	8260B		1	5 cc	10 mL	96055	04/04/13 13:47	SS	TAL IRV
Total/NA	Analysis	8260B/CA_LUFTMS		1	5 cc	10 mL	96056	04/04/13 13:47	SS	TAL IRV

**Client Sample ID: MW-4**

Date Collected: 04/02/13 18:05

Date Received: 04/03/13 09:35

**Lab Sample ID: 440-42627-2**

Matrix: Air

Prep Type	Batch Type	Batch Method	Run	Dil Factor	Initial Amount	Final Amount	Batch Number	Prepared or Analyzed	Analyst	Lab
Total/NA	Analysis	8260B		1	5 cc	10 mL	96055	04/04/13 14:17	SS	TAL IRV
Total/NA	Analysis	8260B/CA_LUFTMS		1	5 cc	10 mL	96056	04/04/13 14:17	SS	TAL IRV

**Laboratory References:**

TAL IRV = TestAmerica Irvine, 17461 Derian Ave, Suite 100, Irvine, CA 92614-5817, TEL (949)261-1022

# QC Sample Results

Client: Conestoga-Rovers & Associates, Inc.  
 Project/Site: 4212 First St., Pleasanton, CA

TestAmerica Job ID: 440-42627-1

## Method: 8260B - Volatile Organic Compounds (GC/MS)

**Lab Sample ID: MB 440-96055/7**

**Matrix: Air**

**Analysis Batch: 96055**

**Client Sample ID: Method Blank**

**Prep Type: Total/NA**

Analyte	MB Result	MB Qualifier	RL	MDL	Unit	D	Prepared	Analyzed	Dil Fac
Benzene	ND		2.0		mg/m3			04/04/13 11:08	1
Ethylbenzene	ND		2.0		mg/m3			04/04/13 11:08	1
Methyl-t-Butyl Ether (MTBE)	ND		2.0		mg/m3			04/04/13 11:08	1
Toluene	ND		2.0		mg/m3			04/04/13 11:08	1
Xylenes, Total	ND		6.0		mg/m3			04/04/13 11:08	1
tert-Butyl alcohol (TBA)	ND		200		mg/m3			04/04/13 11:08	1

Analyte	MB Result	MB Qualifier	RL	MDL	Unit	D	Prepared	Analyzed	Dil Fac
Benzene	ND		0.63		ppm v/v			04/04/13 11:08	1
Ethylbenzene	ND		0.46		ppm v/v			04/04/13 11:08	1
Methyl-t-Butyl Ether (MTBE)	ND		0.55		ppm v/v			04/04/13 11:08	1
Toluene	ND		0.53		ppm v/v			04/04/13 11:08	1
Xylenes, Total	ND		1.4		ppm v/v			04/04/13 11:08	1
tert-Butyl alcohol (TBA)	ND		66		ppm v/v			04/04/13 11:08	1

Surrogate	MB %Recovery	MB Qualifier	Limits	Prepared	Analyzed	Dil Fac
4-Bromofluorobenzene (Surr)	105		80 - 120		04/04/13 11:08	1
Dibromofluoromethane (Surr)	97		80 - 120		04/04/13 11:08	1
Toluene-d8 (Surr)	105		80 - 120		04/04/13 11:08	1

**Lab Sample ID: LCS 440-96055/5**

**Matrix: Air**

**Analysis Batch: 96055**

**Client Sample ID: Lab Control Sample**

**Prep Type: Total/NA**

Analyte	Spike Added	LCS Result	LCS Qualifier	Unit	D	%Rec	%Rec. Limits
Benzene	25.0	25.5		mg/m3		102	70 - 120
Ethylbenzene	25.0	26.8		mg/m3		107	75 - 125
m,p-Xylene	50.0	55.3		mg/m3		111	75 - 125
Methyl-t-Butyl Ether (MTBE)	25.0	24.7		mg/m3		99	60 - 135
o-Xylene	25.0	27.7		mg/m3		111	75 - 125
Toluene	25.0	26.6		mg/m3		106	70 - 120
tert-Butyl alcohol (TBA)	125	126		mg/m3		100	70 - 135

Analyte	Spike Added	LCS Result	LCS Qualifier	Unit	D	%Rec	%Rec. Limits
Benzene	7.8	7.98		ppm v/v		102	70 - 120
Ethylbenzene	5.8	6.17		ppm v/v		107	75 - 125
m,p-Xylene	12	12.7		ppm v/v		111	75 - 125
Methyl-t-Butyl Ether (MTBE)	6.9	6.86		ppm v/v		99	60 - 135
o-Xylene	5.8	6.37		ppm v/v		111	75 - 125
Toluene	6.6	7.05		ppm v/v		106	70 - 120
tert-Butyl alcohol (TBA)	41	41.4		ppm v/v		100	70 - 135

Surrogate	LCS %Recovery	LCS Qualifier	Limits
4-Bromofluorobenzene (Surr)	107		80 - 120
Dibromofluoromethane (Surr)	97		80 - 120
Toluene-d8 (Surr)	106		80 - 120

TestAmerica Irvine

# QC Sample Results

Client: Conestoga-Rovers & Associates, Inc.  
Project/Site: 4212 First St., Pleasanton, CA

TestAmerica Job ID: 440-42627-1

## Method: 8260B - Volatile Organic Compounds (GC/MS) (Continued)

**Lab Sample ID: 440-42628-A-2 DU**

**Matrix: Air**

**Analysis Batch: 96055**

**Client Sample ID: Duplicate**

**Prep Type: Total/NA**

Analyte	Sample	Sample	DU	DU	Unit	D	RPD	Limit
	Result	Qualifier	Result	Qualifier				
Benzene	ND		ND		mg/m3		NC	20
Ethylbenzene	2.6		2.45		mg/m3		5	20
Methyl-t-Butyl Ether (MTBE)	4.1		4.33		mg/m3		7	25
Toluene	ND		ND		mg/m3		NC	20
Xylenes, Total	ND		ND		mg/m3		NC	20
tert-Butyl alcohol (TBA)	ND		ND		mg/m3		NC	20

Analyte	Sample	Sample	DU	DU	Unit	D	RPD	Limit
	Result	Qualifier	Result	Qualifier				
Benzene	ND		ND		ppm v/v		NC	20
Ethylbenzene	0.59		0.564		ppm v/v		5	20
Methyl-t-Butyl Ether (MTBE)	1.1		1.20		ppm v/v		7	25
Toluene	ND		ND		ppm v/v		NC	20
Xylenes, Total	ND		ND		ppm v/v		NC	20
tert-Butyl alcohol (TBA)	ND		ND		ppm v/v		NC	20

Surrogate	DU	DU	Limits
	%Recovery	Qualifier	
4-Bromofluorobenzene (Surr)	108		80 - 120
Dibromofluoromethane (Surr)	91		80 - 120
Toluene-d8 (Surr)	108		80 - 120

## Method: 8260B/CA\_LUFTMS - Volatile Organic Compounds by GC/MS

**Lab Sample ID: MB 440-96056/7**

**Matrix: Air**

**Analysis Batch: 96056**

**Client Sample ID: Method Blank**

**Prep Type: Total/NA**

Analyte	MB	MB	RL	MDL	Unit	D	Prepared	Analyzed	Dil Fac
	Result	Qualifier							
Volatile Fuel Hydrocarbons (C4-C12)	ND		100		mg/m3			04/04/13 11:08	1

Analyte	MB	MB	RL	MDL	Unit	D	Prepared	Analyzed	Dil Fac
	Result	Qualifier							
Volatile Fuel Hydrocarbons (C4-C12)	ND		24		ppm v/v			04/04/13 11:08	1

Surrogate	MB	MB	Limits	Prepared	Analyzed	Dil Fac
	%Recovery	Qualifier				
Dibromofluoromethane (Surr)	97		80 - 120		04/04/13 11:08	1
4-Bromofluorobenzene (Surr)	105		80 - 120		04/04/13 11:08	1
Toluene-d8 (Surr)	105		80 - 120		04/04/13 11:08	1

**Lab Sample ID: LCS 440-96056/6**

**Matrix: Air**

**Analysis Batch: 96056**

**Client Sample ID: Lab Control Sample**

**Prep Type: Total/NA**

Analyte	Spike Added	LCS	LCS	Unit	D	%Rec	%Rec. Limits
		Result	Qualifier				
Volatile Fuel Hydrocarbons (C4-C12)	500	509		mg/m3		102	55 - 130

Analyte	Spike Added	LCS	LCS	Unit	D	%Rec	%Rec. Limits
		Result	Qualifier				
Volatile Fuel Hydrocarbons (C4-C12)	120	124		ppm v/v		102	55 - 130

TestAmerica Irvine

# QC Sample Results

Client: Conestoga-Rovers & Associates, Inc.  
 Project/Site: 4212 First St., Pleasanton, CA

TestAmerica Job ID: 440-42627-1

## Method: 8260B/CA\_LUFTMS - Volatile Organic Compounds by GC/MS (Continued)

**Lab Sample ID: LCS 440-96056/6**

**Matrix: Air**

**Analysis Batch: 96056**

**Client Sample ID: Lab Control Sample**

**Prep Type: Total/NA**

<i>Surrogate</i>	<i>LCS</i>		<i>Limits</i>
	<i>%Recovery</i>	<i>Qualifier</i>	
<i>Dibromofluoromethane (Surr)</i>	93		80 - 120
<i>4-Bromofluorobenzene (Surr)</i>	107		80 - 120
<i>Toluene-d8 (Surr)</i>	108		80 - 120

**Lab Sample ID: 440-42628-A-2 DU**

**Matrix: Air**

**Analysis Batch: 96056**

**Client Sample ID: Duplicate**

**Prep Type: Total/NA**

<i>Analyte</i>	<i>Sample</i>	<i>Sample</i>	<i>DU</i>	<i>DU</i>	<i>Unit</i>	<i>D</i>	<i>RPD</i>	<i>Limit</i>
	<i>Result</i>	<i>Qualifier</i>	<i>Result</i>	<i>Qualifier</i>				
Volatile Fuel Hydrocarbons (C4-C12)	620		622		mg/m3		1	20

<i>Analyte</i>	<i>Sample</i>	<i>Sample</i>	<i>DU</i>	<i>DU</i>	<i>Unit</i>	<i>D</i>	<i>RPD</i>	<i>Limit</i>
	<i>Result</i>	<i>Qualifier</i>	<i>Result</i>	<i>Qualifier</i>				
Volatile Fuel Hydrocarbons (C4-C12)	150		152		ppm v/v		1	20

<i>Surrogate</i>	<i>DU</i>		<i>Limits</i>
	<i>%Recovery</i>	<i>Qualifier</i>	
<i>Dibromofluoromethane (Surr)</i>	91		80 - 120
<i>4-Bromofluorobenzene (Surr)</i>	108		80 - 120
<i>Toluene-d8 (Surr)</i>	108		80 - 120

# QC Association Summary

Client: Conestoga-Rovers & Associates, Inc.  
Project/Site: 4212 First St., Pleasanton, CA

TestAmerica Job ID: 440-42627-1

## GC/MS VOA

### Analysis Batch: 96055

Lab Sample ID	Client Sample ID	Prep Type	Matrix	Method	Prep Batch
440-42627-1	SVE-5	Total/NA	Air	8260B	
440-42627-2	MW-4	Total/NA	Air	8260B	
440-42628-A-2 DU	Duplicate	Total/NA	Air	8260B	
LCS 440-96055/5	Lab Control Sample	Total/NA	Air	8260B	
MB 440-96055/7	Method Blank	Total/NA	Air	8260B	

### Analysis Batch: 96056

Lab Sample ID	Client Sample ID	Prep Type	Matrix	Method	Prep Batch
440-42627-1	SVE-5	Total/NA	Air	8260B/CA_LUFT MS	
440-42627-2	MW-4	Total/NA	Air	8260B/CA_LUFT MS	
440-42628-A-2 DU	Duplicate	Total/NA	Air	8260B/CA_LUFT MS	
LCS 440-96056/6	Lab Control Sample	Total/NA	Air	8260B/CA_LUFT MS	
MB 440-96056/7	Method Blank	Total/NA	Air	8260B/CA_LUFT MS	

## Definitions/Glossary

Client: Conestoga-Rovers & Associates, Inc.  
Project/Site: 4212 First St., Pleasanton, CA

TestAmerica Job ID: 440-42627-1

### Glossary

Abbreviation	These commonly used abbreviations may or may not be present in this report.
▫	Listed under the "D" column to designate that the result is reported on a dry weight basis
%R	Percent Recovery
CNF	Contains no Free Liquid
DER	Duplicate error ratio (normalized absolute difference)
DL, RA, RE, IN	Indicates a Dilution, Re-analysis, Re-extraction, or additional Initial metals/anion analysis of the sample
DLC	Decision level concentration
MDA	Minimum detectable activity
EDL	Estimated Detection Limit
MDC	Minimum detectable concentration
MDL	Method Detection Limit
ML	Minimum Level (Dioxin)
ND	Not detected at the reporting limit (or MDL or EDL if shown)
PQL	Practical Quantitation Limit
QC	Quality Control
RER	Relative error ratio
RL	Reporting Limit or Requested Limit (Radiochemistry)
RPD	Relative Percent Difference, a measure of the relative difference between two points
TEF	Toxicity Equivalent Factor (Dioxin)
TEQ	Toxicity Equivalent Quotient (Dioxin)

# Certification Summary

Client: Conestoga-Rovers & Associates, Inc.  
Project/Site: 4212 First St., Pleasanton, CA

TestAmerica Job ID: 440-42627-1

## Laboratory: TestAmerica Irvine

All certifications held by this laboratory are listed. Not all certifications are applicable to this report.

Authority	Program	EPA Region	Certification ID	Expiration Date
Alaska	State Program	10	CA01531	06-30-13
Arizona	State Program	9	AZ0671	10-13-13
California	LA Cty Sanitation Districts	9	10256	01-31-14
California	NELAP	9	1108CA	01-31-14
California	State Program	9	2706	06-30-14
Guam	State Program	9	Cert. No. 12.002r	03-28-13 *
Hawaii	State Program	9	N/A	01-31-14
Nevada	State Program	9	CA015312007A	07-31-13
Northern Mariana Islands	State Program	9	MP0002	01-31-14
Oregon	NELAP	10	4005	09-12-13
USDA	Federal		P330-09-00080	06-06-14
USEPA UCMR	Federal	1	CA01531	01-31-15

\* Expired certification is currently pending renewal and is considered valid.

TestAmerica Irvine

LAB (LOCATION)

- CALSCIENCE ( )
- SPL ( )
- XENCO ( )
- TEST AMERICA ( )
- OTHER ( )



# Shell Oil Products Chain Of Custody Record

Please Check Appropriate Box:

<input type="checkbox"/> ENV. SERVICES	<input type="checkbox"/> MOTIVA RETAIL	<input type="checkbox"/> SHELL RETAIL
<input type="checkbox"/> MOTIVA SD&CM	<input checked="" type="checkbox"/> CONSULTANT	<input type="checkbox"/> LUBES
<input type="checkbox"/> SHELL PIPELINE	<input type="checkbox"/> OTHER _____	

Print Bill To Contact Name: Peter Schaefer 240523

INCIDENT # (ENV. SERVICES): 9 8 9 9 5 8 4 0

PO #: 2 4 0 5 2 3

SAP #: 1 3 5 7 8 2

CHECK IF NO INCIDENT # APPLIES

DATE: 4-2-13

PAGE: 1 of 1

SAMPLING COMPANY: Conestoga-Rovers & Associates

LOG CODE: CRAW

ADDRESS: 5900 Hollis St, Suite A, Emeryville, CA 94608

PROJECT CONTACT (Hardcopy or PDF Report to): Peter Schaefer

TELEPHONE: 510-420-3319 FAX: 510-420-9170 E-MAIL: pschaefer@crawworld.com; jradon@crawworld.com

TURNAROUND TIME (CALENDAR DAYS):  5 DAYS  3 DAYS  2 DAYS  24 HOURS  RESULTS NEEDED ON WEEKEND

SITE ADDRESS: Street and City: 4212 First Street, Pleasanton

State: CA GLOBAL ID NO: RO0000360

EDF DELIVERABLE TO (Name, Company, Office Location): Brenda Carter, CRA, Emeryville

PHONE NO: 510-420-0700

E-MAIL: emeryvilleedf@crawworld.com

CONSULTANT PROJECT NO: 240523-2013-05

SAMPLER NAME(S) (Print, DO): Jeff Schrupp

LAB USE ONLY

LA - RWQCB REPORT FORMAT  LIST AGENCY:

SPECIAL INSTRUCTIONS OR NOTES:

Copy of final report to Shell.Lab.Billing@crawworld.com; jradon@crawworld.com; mlundberg@crawworld.com; pschaefer@crawworld.com

SHELL CONTRACT RATE APPLIES

STATE REIMBURSEMENT RATE APPLIES

EDD NOT NEEDED

RECEIPT VERIFICATION REQUESTED

REQUESTED ANALYSIS

LAB USE ONLY	Field Sample Identification	SAMPLING		MATRIX	PRESERVATIVE					NO. OF CONT.	TPH -GRO, Pluggeable (8260B)	BTEX + MTBE + TBA (8260B)	CH4 by SCAQMD 26.3 (M)	TEMPERATURE ON RECEIPT C°	Container PID Readings or Laboratory Notes
		DATE	TIME		HCL	HNO3	H2SO4	NONE	OTHER						
		SVI-5	4-2		1500	VAPOR									
MW-4	4-2	1805	↓						X	X					

Relinquished by: (Signature) <i>Jeff Schrupp</i>	Received by: (Signature) <i>[Signature]</i>	Date: 4-2-13	Time: 1805
Relinquished by: (Signature) <i>[Signature]</i>	Received by: (Signature) <i>Joan Muler</i>	Date: 04/02/13	Time: 1815
Relinquished by: (Signature) <i>Joan Muler</i>	Received by: (Signature) <i>[Signature]</i>	Date: 4/03/13	Time: 4/3/13 9:35

4/10/2013





## Login Sample Receipt Checklist

Client: Conestoga-Rovers & Associates, Inc.

Job Number: 440-42627-1

**Login Number: 42627**

**List Number: 1**

**Creator: Perez, Angel**

**List Source: TestAmerica Irvine**

Question	Answer	Comment
Radioactivity wasn't checked or is <math>\leq</math> background as measured by a survey meter.	N/A	
The cooler's custody seal, if present, is intact.	N/A	
Sample custody seals, if present, are intact.	N/A	
The cooler or samples do not appear to have been compromised or tampered with.	N/A	
Samples were received on ice.	N/A	
Cooler Temperature is acceptable.	True	
Cooler Temperature is recorded.	True	
COC is present.	True	
COC is filled out in ink and legible.	True	
COC is filled out with all pertinent information.	True	
Is the Field Sampler's name present on COC?	True	Jeff Schrupp
There are no discrepancies between the containers received and the COC.	True	
Samples are received within Holding Time.	True	
Sample containers have legible labels.	True	
Containers are not broken or leaking.	True	
Sample collection date/times are provided.	True	
Appropriate sample containers are used.	True	
Sample bottles are completely filled.	True	
Sample Preservation Verified.	N/A	
There is sufficient vol. for all requested analyses, incl. any requested MS/MSDs	True	
Containers requiring zero headspace have no headspace or bubble is <math><6\text{mm}</math> (1/4").	N/A	
Multiphasic samples are not present.	N/A	
Samples do not require splitting or compositing.	N/A	
Residual Chlorine Checked.	N/A	

# TestAmerica

THE LEADER IN ENVIRONMENTAL TESTING

## ANALYTICAL REPORT

TestAmerica Laboratories, Inc.

TestAmerica Irvine

17461 Derian Ave

Suite 100

Irvine, CA 92614-5817

Tel: (949)261-1022

TestAmerica Job ID: 440-42628-1

Client Project/Site: 4212 First St., Pleasanton, CA

For:

Conestoga-Rovers & Associates, Inc.

5900 Hollis Street

Suite A

Emeryville, California 94608

Attn: Peter Schaefer



Authorized for release by:

4/10/2013 2:19:21 PM

Philip Sanelle

Project Manager I

[philip.sanelle@testamericainc.com](mailto:philip.sanelle@testamericainc.com)

### LINKS

Review your project  
results through  
**TotalAccess**

Have a Question?



Visit us at:  
[www.testamericainc.com](http://www.testamericainc.com)

*The test results in this report meet all 2003 NELAC and 2009 TNI requirements for accredited parameters, exceptions are noted in this report. This report may not be reproduced except in full, and with written approval from the laboratory. For questions please contact the Project Manager at the e-mail address or telephone number listed on this page.*

*This report has been electronically signed and authorized by the signatory. Electronic signature is intended to be the legally binding equivalent of a traditionally handwritten signature.*

*Results relate only to the items tested and the sample(s) as received by the laboratory.*

1

2

3

4

5

6

7

8

9

10

11

12

13



# Table of Contents

Cover Page . . . . .	1
Table of Contents . . . . .	2
Sample Summary . . . . .	3
Case Narrative . . . . .	4
Client Sample Results . . . . .	5
Method Summary . . . . .	6
Chronicle . . . . .	7
QC Sample Results . . . . .	8
QC Association . . . . .	11
Definitions . . . . .	12
Certification Summary . . . . .	13
Chain of Custody . . . . .	14
Receipt Checklists . . . . .	15

# Sample Summary

Client: Conestoga-Rovers & Associates, Inc.  
Project/Site: 4212 First St., Pleasanton, CA

TestAmerica Job ID: 440-42628-1

---

Lab Sample ID	Client Sample ID	Matrix	Collected	Received
440-42628-2	SVE-4	Air	04/02/13 10:05	04/03/13 09:35

---

1

2

3

4

5

6

7

8

9

10

11

12

13

# Case Narrative

Client: Conestoga-Rovers & Associates, Inc.  
Project/Site: 4212 First St., Pleasanton, CA

TestAmerica Job ID: 440-42628-1

---

**Job ID: 440-42628-1**

---

**Laboratory: TestAmerica Irvine**

---

**Narrative**

**Job Narrative**  
**440-42628-1**

**Comments**

No additional comments.

**Receipt**

The samples were received on 4/3/2013 9:35 AM; the samples arrived in good condition, properly preserved and, where required, on ice. The temperature of the cooler at receipt was 22.0° C.

Except:

Received sample #1 (SVE-5 04/02/13 10:00) flat.

**GC/MS VOA**

No analytical or quality issues were noted.

**VOA Prep**

No analytical or quality issues were noted.

- 1
- 2
- 3
- 4
- 5
- 6
- 7
- 8
- 9
- 10
- 11
- 12
- 13

# Client Sample Results

Client: Conestoga-Rovers & Associates, Inc.  
 Project/Site: 4212 First St., Pleasanton, CA

TestAmerica Job ID: 440-42628-1

**Client Sample ID: SVE-4**

**Lab Sample ID: 440-42628-2**

Date Collected: 04/02/13 10:05

Matrix: Air

Date Received: 04/03/13 09:35

Sample Container: Tedlar Bag 1L

**Method: 8260B/CA\_LUFTMS - Volatile Organic Compounds by GC/MS**

Analyte	Result	Qualifier	RL	MDL	Unit	D	Prepared	Analyzed	Dil Fac
<b>Volatile Fuel Hydrocarbons (C4-C12)</b>	<b>620</b>		100		mg/m3			04/04/13 11:45	1

Analyte	Result	Qualifier	RL	MDL	Unit	D	Prepared	Analyzed	Dil Fac
<b>Volatile Fuel Hydrocarbons (C4-C12)</b>	<b>150</b>		24		ppm v/v			04/04/13 11:45	1

Surrogate	%Recovery	Qualifier	Limits	Prepared	Analyzed	Dil Fac
Dibromofluoromethane (Surr)	93		80 - 120		04/04/13 11:45	1
4-Bromofluorobenzene (Surr)	112		80 - 120		04/04/13 11:45	1
Toluene-d8 (Surr)	107		80 - 120		04/04/13 11:45	1

**Method: 8260B - Volatile Organic Compounds (GC/MS)**

Analyte	Result	Qualifier	RL	MDL	Unit	D	Prepared	Analyzed	Dil Fac
Benzene	ND		2.0		mg/m3			04/04/13 11:45	1
<b>Ethylbenzene</b>	<b>2.6</b>		2.0		mg/m3			04/04/13 11:45	1
<b>Methyl-t-Butyl Ether (MTBE)</b>	<b>4.1</b>		2.0		mg/m3			04/04/13 11:45	1
Toluene	ND		2.0		mg/m3			04/04/13 11:45	1
Xylenes, Total	ND		6.0		mg/m3			04/04/13 11:45	1
tert-Butyl alcohol (TBA)	ND		200		mg/m3			04/04/13 11:45	1

Analyte	Result	Qualifier	RL	MDL	Unit	D	Prepared	Analyzed	Dil Fac
Benzene	ND		0.63		ppm v/v			04/04/13 11:45	1
<b>Ethylbenzene</b>	<b>0.59</b>		0.46		ppm v/v			04/04/13 11:45	1
<b>Methyl-t-Butyl Ether (MTBE)</b>	<b>1.1</b>		0.55		ppm v/v			04/04/13 11:45	1
Toluene	ND		0.53		ppm v/v			04/04/13 11:45	1
Xylenes, Total	ND		1.4		ppm v/v			04/04/13 11:45	1
tert-Butyl alcohol (TBA)	ND		66		ppm v/v			04/04/13 11:45	1

Surrogate	%Recovery	Qualifier	Limits	Prepared	Analyzed	Dil Fac
4-Bromofluorobenzene (Surr)	112		80 - 120		04/04/13 11:45	1
Dibromofluoromethane (Surr)	93		80 - 120		04/04/13 11:45	1
Toluene-d8 (Surr)	107		80 - 120		04/04/13 11:45	1

# Method Summary

Client: Conestoga-Rovers & Associates, Inc.  
Project/Site: 4212 First St., Pleasanton, CA

TestAmerica Job ID: 440-42628-1

Method	Method Description	Protocol	Laboratory
8260B	Volatile Organic Compounds (GC/MS)	SW846	TAL IRV
8260B/CA_LUFTM S	Volatile Organic Compounds by GC/MS	SW846	TAL IRV

**Protocol References:**

SW846 = "Test Methods For Evaluating Solid Waste, Physical/Chemical Methods", Third Edition, November 1986 And Its Updates.

**Laboratory References:**

TAL IRV = TestAmerica Irvine, 17461 Derian Ave, Suite 100, Irvine, CA 92614-5817, TEL (949)261-1022



# Lab Chronicle

Client: Conestoga-Rovers & Associates, Inc.  
Project/Site: 4212 First St., Pleasanton, CA

TestAmerica Job ID: 440-42628-1

**Client Sample ID: SVE-4**

**Date Collected: 04/02/13 10:05**

**Date Received: 04/03/13 09:35**

**Lab Sample ID: 440-42628-2**

**Matrix: Air**

Prep Type	Batch Type	Batch Method	Run	Dil Factor	Initial Amount	Final Amount	Batch Number	Prepared or Analyzed	Analyst	Lab
Total/NA	Analysis	8260B		1	5 cc	10 mL	96055	04/04/13 11:45	SS	TAL IRV
Total/NA	Analysis	8260B/CA_LUFTMS		1	5 cc	10 mL	96056	04/04/13 11:45	SS	TAL IRV

**Laboratory References:**

TAL IRV = TestAmerica Irvine, 17461 Derian Ave, Suite 100, Irvine, CA 92614-5817, TEL (949)261-1022

- 1
- 2
- 3
- 4
- 5
- 6
- 7
- 8
- 9
- 10
- 11
- 12
- 13



# QC Sample Results

Client: Conestoga-Rovers & Associates, Inc.  
 Project/Site: 4212 First St., Pleasanton, CA

TestAmerica Job ID: 440-42628-1

## Method: 8260B - Volatile Organic Compounds (GC/MS)

**Lab Sample ID: MB 440-96055/7**

**Matrix: Air**

**Analysis Batch: 96055**

**Client Sample ID: Method Blank**

**Prep Type: Total/NA**

Analyte	MB Result	MB Qualifier	RL	MDL	Unit	D	Prepared	Analyzed	Dil Fac
Benzene	ND		2.0		mg/m3			04/04/13 11:08	1
Ethylbenzene	ND		2.0		mg/m3			04/04/13 11:08	1
Methyl-t-Butyl Ether (MTBE)	ND		2.0		mg/m3			04/04/13 11:08	1
Toluene	ND		2.0		mg/m3			04/04/13 11:08	1
Xylenes, Total	ND		6.0		mg/m3			04/04/13 11:08	1
tert-Butyl alcohol (TBA)	ND		200		mg/m3			04/04/13 11:08	1

Analyte	MB Result	MB Qualifier	RL	MDL	Unit	D	Prepared	Analyzed	Dil Fac
Benzene	ND		0.63		ppm v/v			04/04/13 11:08	1
Ethylbenzene	ND		0.46		ppm v/v			04/04/13 11:08	1
Methyl-t-Butyl Ether (MTBE)	ND		0.55		ppm v/v			04/04/13 11:08	1
Toluene	ND		0.53		ppm v/v			04/04/13 11:08	1
Xylenes, Total	ND		1.4		ppm v/v			04/04/13 11:08	1
tert-Butyl alcohol (TBA)	ND		66		ppm v/v			04/04/13 11:08	1

Surrogate	MB %Recovery	MB Qualifier	Limits	Prepared	Analyzed	Dil Fac
4-Bromofluorobenzene (Surr)	105		80 - 120		04/04/13 11:08	1
Dibromofluoromethane (Surr)	97		80 - 120		04/04/13 11:08	1
Toluene-d8 (Surr)	105		80 - 120		04/04/13 11:08	1

**Lab Sample ID: LCS 440-96055/5**

**Matrix: Air**

**Analysis Batch: 96055**

**Client Sample ID: Lab Control Sample**

**Prep Type: Total/NA**

Analyte	Spike Added	LCS Result	LCS Qualifier	Unit	D	%Rec	%Rec. Limits
Benzene	25.0	25.5		mg/m3		102	70 - 120
Ethylbenzene	25.0	26.8		mg/m3		107	75 - 125
m,p-Xylene	50.0	55.3		mg/m3		111	75 - 125
Methyl-t-Butyl Ether (MTBE)	25.0	24.7		mg/m3		99	60 - 135
o-Xylene	25.0	27.7		mg/m3		111	75 - 125
Toluene	25.0	26.6		mg/m3		106	70 - 120
tert-Butyl alcohol (TBA)	125	126		mg/m3		100	70 - 135

Analyte	Spike Added	LCS Result	LCS Qualifier	Unit	D	%Rec	%Rec. Limits
Benzene	7.8	7.98		ppm v/v		102	70 - 120
Ethylbenzene	5.8	6.17		ppm v/v		107	75 - 125
m,p-Xylene	12	12.7		ppm v/v		111	75 - 125
Methyl-t-Butyl Ether (MTBE)	6.9	6.86		ppm v/v		99	60 - 135
o-Xylene	5.8	6.37		ppm v/v		111	75 - 125
Toluene	6.6	7.05		ppm v/v		106	70 - 120
tert-Butyl alcohol (TBA)	41	41.4		ppm v/v		100	70 - 135

Surrogate	LCS %Recovery	LCS Qualifier	Limits
4-Bromofluorobenzene (Surr)	107		80 - 120
Dibromofluoromethane (Surr)	97		80 - 120
Toluene-d8 (Surr)	106		80 - 120

TestAmerica Irvine

# QC Sample Results

Client: Conestoga-Rovers & Associates, Inc.  
 Project/Site: 4212 First St., Pleasanton, CA

TestAmerica Job ID: 440-42628-1

## Method: 8260B - Volatile Organic Compounds (GC/MS) (Continued)

**Lab Sample ID: 440-42628-2 DU**

**Matrix: Air**

**Analysis Batch: 96055**

**Client Sample ID: SVE-4**

**Prep Type: Total/NA**

Analyte	Sample Result	Sample Qualifier	DU Result	DU Qualifier	Unit	D	RPD	Limit
Benzene	ND		ND		mg/m3		NC	20
Ethylbenzene	2.6		2.45		mg/m3		5	20
Methyl-t-Butyl Ether (MTBE)	4.1		4.33		mg/m3		7	25
Toluene	ND		ND		mg/m3		NC	20
Xylenes, Total	ND		ND		mg/m3		NC	20
tert-Butyl alcohol (TBA)	ND		ND		mg/m3		NC	20

Analyte	Sample Result	Sample Qualifier	DU Result	DU Qualifier	Unit	D	RPD	Limit
Benzene	ND		ND		ppm v/v		NC	20
Ethylbenzene	0.59		0.564		ppm v/v		5	20
Methyl-t-Butyl Ether (MTBE)	1.1		1.20		ppm v/v		7	25
Toluene	ND		ND		ppm v/v		NC	20
Xylenes, Total	ND		ND		ppm v/v		NC	20
tert-Butyl alcohol (TBA)	ND		ND		ppm v/v		NC	20

Surrogate	%Recovery	Qualifier	Limits
4-Bromofluorobenzene (Surr)	108		80 - 120
Dibromofluoromethane (Surr)	91		80 - 120
Toluene-d8 (Surr)	108		80 - 120

## Method: 8260B/CA\_LUFTMS - Volatile Organic Compounds by GC/MS

**Lab Sample ID: MB 440-96056/7**

**Matrix: Air**

**Analysis Batch: 96056**

**Client Sample ID: Method Blank**

**Prep Type: Total/NA**

Analyte	MB Result	MB Qualifier	RL	MDL	Unit	D	Prepared	Analyzed	Dil Fac
Volatile Fuel Hydrocarbons (C4-C12)	ND		100		mg/m3			04/04/13 11:08	1

Analyte	MB Result	MB Qualifier	RL	MDL	Unit	D	Prepared	Analyzed	Dil Fac
Volatile Fuel Hydrocarbons (C4-C12)	ND		24		ppm v/v			04/04/13 11:08	1

Surrogate	%Recovery	Qualifier	Limits	Prepared	Analyzed	Dil Fac
Dibromofluoromethane (Surr)	97		80 - 120		04/04/13 11:08	1
4-Bromofluorobenzene (Surr)	105		80 - 120		04/04/13 11:08	1
Toluene-d8 (Surr)	105		80 - 120		04/04/13 11:08	1

**Lab Sample ID: LCS 440-96056/6**

**Matrix: Air**

**Analysis Batch: 96056**

**Client Sample ID: Lab Control Sample**

**Prep Type: Total/NA**

Analyte	Spike Added	LCS Result	LCS Qualifier	Unit	D	%Rec	%Rec. Limits
Volatile Fuel Hydrocarbons (C4-C12)	500	509		mg/m3		102	55 - 130

Analyte	Spike Added	LCS Result	LCS Qualifier	Unit	D	%Rec	%Rec. Limits
Volatile Fuel Hydrocarbons (C4-C12)	120	124		ppm v/v		102	55 - 130

TestAmerica Irvine

# QC Sample Results

Client: Conestoga-Rovers & Associates, Inc.  
 Project/Site: 4212 First St., Pleasanton, CA

TestAmerica Job ID: 440-42628-1

## Method: 8260B/CA\_LUFTMS - Volatile Organic Compounds by GC/MS (Continued)

**Lab Sample ID: LCS 440-96056/6**

**Matrix: Air**

**Analysis Batch: 96056**

**Client Sample ID: Lab Control Sample**

**Prep Type: Total/NA**

<i>Surrogate</i>	<i>LCS</i>		<i>Limits</i>
	<i>%Recovery</i>	<i>Qualifier</i>	
<i>Dibromofluoromethane (Surr)</i>	93		80 - 120
<i>4-Bromofluorobenzene (Surr)</i>	107		80 - 120
<i>Toluene-d8 (Surr)</i>	108		80 - 120

**Lab Sample ID: 440-42628-2 DU**

**Matrix: Air**

**Analysis Batch: 96056**

**Client Sample ID: SVE-4**

**Prep Type: Total/NA**

<i>Analyte</i>	<i>Sample</i>	<i>Sample</i>	<i>DU</i>	<i>DU</i>	<i>Unit</i>	<i>D</i>	<i>RPD</i>	<i>Limit</i>
	<i>Result</i>	<i>Qualifier</i>	<i>Result</i>	<i>Qualifier</i>				
Volatile Fuel Hydrocarbons (C4-C12)	620		622		mg/m3		1	20

<i>Analyte</i>	<i>Sample</i>	<i>Sample</i>	<i>DU</i>	<i>DU</i>	<i>Unit</i>	<i>D</i>	<i>RPD</i>	<i>Limit</i>
	<i>Result</i>	<i>Qualifier</i>	<i>Result</i>	<i>Qualifier</i>				
Volatile Fuel Hydrocarbons (C4-C12)	150		152		ppm v/v		1	20

<i>Surrogate</i>	<i>DU</i>		<i>Limits</i>
	<i>%Recovery</i>	<i>Qualifier</i>	
<i>Dibromofluoromethane (Surr)</i>	91		80 - 120
<i>4-Bromofluorobenzene (Surr)</i>	108		80 - 120
<i>Toluene-d8 (Surr)</i>	108		80 - 120

# QC Association Summary

Client: Conestoga-Rovers & Associates, Inc.  
Project/Site: 4212 First St., Pleasanton, CA

TestAmerica Job ID: 440-42628-1

## GC/MS VOA

### Analysis Batch: 96055

Lab Sample ID	Client Sample ID	Prep Type	Matrix	Method	Prep Batch
440-42628-2	SVE-4	Total/NA	Air	8260B	
440-42628-2 DU	SVE-4	Total/NA	Air	8260B	
LCS 440-96055/5	Lab Control Sample	Total/NA	Air	8260B	
MB 440-96055/7	Method Blank	Total/NA	Air	8260B	

### Analysis Batch: 96056

Lab Sample ID	Client Sample ID	Prep Type	Matrix	Method	Prep Batch
440-42628-2	SVE-4	Total/NA	Air	8260B/CA_LUFT MS	
440-42628-2 DU	SVE-4	Total/NA	Air	8260B/CA_LUFT MS	
LCS 440-96056/6	Lab Control Sample	Total/NA	Air	8260B/CA_LUFT MS	
MB 440-96056/7	Method Blank	Total/NA	Air	8260B/CA_LUFT MS	

## Definitions/Glossary

Client: Conestoga-Rovers & Associates, Inc.  
Project/Site: 4212 First St., Pleasanton, CA

TestAmerica Job ID: 440-42628-1

### Glossary

Abbreviation	These commonly used abbreviations may or may not be present in this report.
▫	Listed under the "D" column to designate that the result is reported on a dry weight basis
%R	Percent Recovery
CNF	Contains no Free Liquid
DER	Duplicate error ratio (normalized absolute difference)
DL, RA, RE, IN	Indicates a Dilution, Re-analysis, Re-extraction, or additional Initial metals/anion analysis of the sample
DLC	Decision level concentration
MDA	Minimum detectable activity
EDL	Estimated Detection Limit
MDC	Minimum detectable concentration
MDL	Method Detection Limit
ML	Minimum Level (Dioxin)
ND	Not detected at the reporting limit (or MDL or EDL if shown)
PQL	Practical Quantitation Limit
QC	Quality Control
RER	Relative error ratio
RL	Reporting Limit or Requested Limit (Radiochemistry)
RPD	Relative Percent Difference, a measure of the relative difference between two points
TEF	Toxicity Equivalent Factor (Dioxin)
TEQ	Toxicity Equivalent Quotient (Dioxin)

# Certification Summary

Client: Conestoga-Rovers & Associates, Inc.  
Project/Site: 4212 First St., Pleasanton, CA

TestAmerica Job ID: 440-42628-1

## Laboratory: TestAmerica Irvine

All certifications held by this laboratory are listed. Not all certifications are applicable to this report.

Authority	Program	EPA Region	Certification ID	Expiration Date
Alaska	State Program	10	CA01531	06-30-13
Arizona	State Program	9	AZ0671	10-13-13
California	LA Cty Sanitation Districts	9	10256	01-31-14
California	NELAP	9	1108CA	01-31-14
California	State Program	9	2706	06-30-14
Guam	State Program	9	Cert. No. 12.002r	03-28-13 *
Hawaii	State Program	9	N/A	01-31-14
Nevada	State Program	9	CA015312007A	07-31-13
Northern Mariana Islands	State Program	9	MP0002	01-31-14
Oregon	NELAP	10	4005	09-12-13
USDA	Federal		P330-09-00080	06-06-14
USEPA UCMR	Federal	1	CA01531	01-31-15

\* Expired certification is currently pending renewal and is considered valid.

TestAmerica Irvine



## Login Sample Receipt Checklist

Client: Conestoga-Rovers & Associates, Inc.

Job Number: 440-42628-1

**Login Number: 42628**

**List Number: 1**

**Creator: Perez, Angel**

**List Source: TestAmerica Irvine**

Question	Answer	Comment
Radioactivity wasn't checked or is <=/ background as measured by a survey meter.	N/A	
The cooler's custody seal, if present, is intact.	N/A	
Sample custody seals, if present, are intact.	N/A	
The cooler or samples do not appear to have been compromised or tampered with.	N/A	
Samples were received on ice.	N/A	
Cooler Temperature is acceptable.	True	
Cooler Temperature is recorded.	True	
COC is present.	True	
COC is filled out in ink and legible.	True	
COC is filled out with all pertinent information.	True	
Is the Field Sampler's name present on COC?	True	Jeff Schrupp
There are no discrepancies between the containers received and the COC.	True	
Samples are received within Holding Time.	True	
Sample containers have legible labels.	True	
Containers are not broken or leaking.	True	
Sample collection date/times are provided.	True	
Appropriate sample containers are used.	True	
Sample bottles are completely filled.	True	
Sample Preservation Verified.	N/A	
There is sufficient vol. for all requested analyses, incl. any requested MS/MSDs	True	
Containers requiring zero headspace have no headspace or bubble is <6mm (1/4").	N/A	
Multiphasic samples are not present.	N/A	
Samples do not require splitting or compositing.	N/A	
Residual Chlorine Checked.	N/A	



# TestAmerica

THE LEADER IN ENVIRONMENTAL TESTING

## ANALYTICAL REPORT

TestAmerica Laboratories, Inc.

TestAmerica Irvine

17461 Derian Ave

Suite 100

Irvine, CA 92614-5817

Tel: (949)261-1022

TestAmerica Job ID: 440-42788-1

Client Project/Site: 4212 First St., Pleasanton, CA

For:

Conestoga-Rovers & Associates, Inc.

5900 Hollis Street

Suite A

Emeryville, California 94608

Attn: Peter Schaefer



Authorized for release by:

4/9/2013 9:48:07 AM

Philip Sanelle

Project Manager I

[philip.sanelle@testamericainc.com](mailto:philip.sanelle@testamericainc.com)

### LINKS

Review your project  
results through

**TotalAccess**

Have a Question?



Visit us at:

[www.testamericainc.com](http://www.testamericainc.com)

*The test results in this report meet all 2003 NELAC and 2009 TNI requirements for accredited parameters, exceptions are noted in this report. This report may not be reproduced except in full, and with written approval from the laboratory. For questions please contact the Project Manager at the e-mail address or telephone number listed on this page.*

*This report has been electronically signed and authorized by the signatory. Electronic signature is intended to be the legally binding equivalent of a traditionally handwritten signature.*

*Results relate only to the items tested and the sample(s) as received by the laboratory.*

1

2

3

4

5

6

7

8

9

10

11

12

13



# Table of Contents

Cover Page . . . . .	1
Table of Contents . . . . .	2
Sample Summary . . . . .	3
Case Narrative . . . . .	4
Client Sample Results . . . . .	5
Method Summary . . . . .	8
Chronicle . . . . .	9
QC Sample Results . . . . .	10
QC Association . . . . .	13
Definitions . . . . .	14
Certification Summary . . . . .	15
Chain of Custody . . . . .	16
Receipt Checklists . . . . .	18

# Sample Summary

Client: Conestoga-Rovers & Associates, Inc.  
Project/Site: 4212 First St., Pleasanton, CA

TestAmerica Job ID: 440-42788-1

Lab Sample ID	Client Sample ID	Matrix	Collected	Received
440-42788-1	EW-2	Air	04/03/13 10:20	04/04/13 09:40
440-42788-2	SVE-4	Air	04/03/13 10:25	04/04/13 09:40
440-42788-3	SV-2	Air	04/03/13 13:35	04/04/13 09:40

1

2

3

4

5

6

7

8

9

10

11

12

13

# Case Narrative

Client: Conestoga-Rovers & Associates, Inc.  
Project/Site: 4212 First St., Pleasanton, CA

TestAmerica Job ID: 440-42788-1

---

**Job ID: 440-42788-1**

---

**Laboratory: TestAmerica Irvine**

---

**Narrative**

**Job Narrative**  
**440-42788-1**

**Comments**

No additional comments.

**Receipt**

The samples were received on 4/4/2013 9:40 AM; the samples arrived in good condition, properly preserved and, where required, on ice. The temperature of the cooler at receipt was 22.0° C.

**GC/MS VOA**

No analytical or quality issues were noted.

**VOA Prep**

No analytical or quality issues were noted.

- 1
- 2
- 3
- 4
- 5
- 6
- 7
- 8
- 9
- 10
- 11
- 12
- 13

# Client Sample Results

Client: Conestoga-Rovers & Associates, Inc.  
Project/Site: 4212 First St., Pleasanton, CA

TestAmerica Job ID: 440-42788-1

**Client Sample ID: EW-2**

**Lab Sample ID: 440-42788-1**

Date Collected: 04/03/13 10:20

Matrix: Air

Date Received: 04/04/13 09:40

Sample Container: Tedlar Bag 1L

**Method: 8260B/CA\_LUFTMS - Volatile Organic Compounds by GC/MS**

Analyte	Result	Qualifier	RL	MDL	Unit	D	Prepared	Analyzed	Dil Fac
<b>Volatile Fuel Hydrocarbons (C4-C12)</b>	<b>9500</b>		250		mg/m3			04/05/13 15:01	2.5

Analyte	Result	Qualifier	RL	MDL	Unit	D	Prepared	Analyzed	Dil Fac
<b>Volatile Fuel Hydrocarbons (C4-C12)</b>	<b>2300</b>		61		ppm v/v			04/05/13 15:01	2.5

Surrogate	%Recovery	Qualifier	Limits	Prepared	Analyzed	Dil Fac
Dibromofluoromethane (Surr)	100		80 - 120		04/05/13 15:01	2.5
4-Bromofluorobenzene (Surr)	101		80 - 120		04/05/13 15:01	2.5
Toluene-d8 (Surr)	108		80 - 120		04/05/13 15:01	2.5

**Method: 8260B - Volatile Organic Compounds (GC/MS)**

Analyte	Result	Qualifier	RL	MDL	Unit	D	Prepared	Analyzed	Dil Fac
<b>Benzene</b>	<b>7.5</b>		2.0		mg/m3			04/05/13 13:33	1
<b>Ethylbenzene</b>	<b>16</b>		2.0		mg/m3			04/05/13 13:33	1
Methyl-t-Butyl Ether (MTBE)	ND		2.0		mg/m3			04/05/13 13:33	1
Toluene	ND		2.0		mg/m3			04/05/13 13:33	1
<b>Xylenes, Total</b>	<b>32</b>		6.0		mg/m3			04/05/13 13:33	1
tert-Butyl alcohol (TBA)	ND		200		mg/m3			04/05/13 13:33	1

Analyte	Result	Qualifier	RL	MDL	Unit	D	Prepared	Analyzed	Dil Fac
<b>Benzene</b>	<b>2.4</b>		0.63		ppm v/v			04/05/13 13:33	1
<b>Ethylbenzene</b>	<b>3.6</b>		0.46		ppm v/v			04/05/13 13:33	1
Methyl-t-Butyl Ether (MTBE)	ND		0.55		ppm v/v			04/05/13 13:33	1
Toluene	ND		0.53		ppm v/v			04/05/13 13:33	1
<b>Xylenes, Total</b>	<b>7.4</b>		1.4		ppm v/v			04/05/13 13:33	1
tert-Butyl alcohol (TBA)	ND		66		ppm v/v			04/05/13 13:33	1

Surrogate	%Recovery	Qualifier	Limits	Prepared	Analyzed	Dil Fac
4-Bromofluorobenzene (Surr)	107		80 - 120		04/05/13 13:33	1
Dibromofluoromethane (Surr)	94		80 - 120		04/05/13 13:33	1
Toluene-d8 (Surr)	107		80 - 120		04/05/13 13:33	1

**Client Sample ID: SVE-4**

**Lab Sample ID: 440-42788-2**

Date Collected: 04/03/13 10:25

Matrix: Air

Date Received: 04/04/13 09:40

Sample Container: Tedlar Bag 1L

**Method: 8260B/CA\_LUFTMS - Volatile Organic Compounds by GC/MS**

Analyte	Result	Qualifier	RL	MDL	Unit	D	Prepared	Analyzed	Dil Fac
<b>Volatile Fuel Hydrocarbons (C4-C12)</b>	<b>1200</b>		100		mg/m3			04/05/13 14:03	1

Analyte	Result	Qualifier	RL	MDL	Unit	D	Prepared	Analyzed	Dil Fac
<b>Volatile Fuel Hydrocarbons (C4-C12)</b>	<b>300</b>		24		ppm v/v			04/05/13 14:03	1

Surrogate	%Recovery	Qualifier	Limits	Prepared	Analyzed	Dil Fac
Dibromofluoromethane (Surr)	97		80 - 120		04/05/13 14:03	1
4-Bromofluorobenzene (Surr)	105		80 - 120		04/05/13 14:03	1
Toluene-d8 (Surr)	107		80 - 120		04/05/13 14:03	1

TestAmerica Irvine

# Client Sample Results

Client: Conestoga-Rovers & Associates, Inc.  
 Project/Site: 4212 First St., Pleasanton, CA

TestAmerica Job ID: 440-42788-1

**Client Sample ID: SVE-4**

**Lab Sample ID: 440-42788-2**

Date Collected: 04/03/13 10:25

Matrix: Air

Date Received: 04/04/13 09:40

Sample Container: Tedlar Bag 1L

**Method: 8260B - Volatile Organic Compounds (GC/MS)**

Analyte	Result	Qualifier	RL	MDL	Unit	D	Prepared	Analyzed	Dil Fac
Benzene	ND		2.0		mg/m3			04/05/13 14:03	1
<b>Ethylbenzene</b>	<b>8.5</b>		2.0		mg/m3			04/05/13 14:03	1
Methyl-t-Butyl Ether (MTBE)	ND		2.0		mg/m3			04/05/13 14:03	1
Toluene	ND		2.0		mg/m3			04/05/13 14:03	1
<b>Xylenes, Total</b>	<b>24</b>		6.0		mg/m3			04/05/13 14:03	1
tert-Butyl alcohol (TBA)	ND		200		mg/m3			04/05/13 14:03	1

Analyte	Result	Qualifier	RL	MDL	Unit	D	Prepared	Analyzed	Dil Fac
Benzene	ND		0.63		ppm v/v			04/05/13 14:03	1
<b>Ethylbenzene</b>	<b>2.0</b>		0.46		ppm v/v			04/05/13 14:03	1
Methyl-t-Butyl Ether (MTBE)	ND		0.55		ppm v/v			04/05/13 14:03	1
Toluene	ND		0.53		ppm v/v			04/05/13 14:03	1
<b>Xylenes, Total</b>	<b>5.6</b>		1.4		ppm v/v			04/05/13 14:03	1
tert-Butyl alcohol (TBA)	ND		66		ppm v/v			04/05/13 14:03	1

Surrogate	%Recovery	Qualifier	Limits	Prepared	Analyzed	Dil Fac
4-Bromofluorobenzene (Surr)	105		80 - 120		04/05/13 14:03	1
Dibromofluoromethane (Surr)	97		80 - 120		04/05/13 14:03	1
Toluene-d8 (Surr)	107		80 - 120		04/05/13 14:03	1

**Client Sample ID: SV-2**

**Lab Sample ID: 440-42788-3**

Date Collected: 04/03/13 13:35

Matrix: Air

Date Received: 04/04/13 09:40

Sample Container: Tedlar Bag 1L

**Method: 8260B/CA\_LUFTMS - Volatile Organic Compounds by GC/MS**

Analyte	Result	Qualifier	RL	MDL	Unit	D	Prepared	Analyzed	Dil Fac
Volatile Fuel Hydrocarbons (C4-C12)	ND		100		mg/m3			04/05/13 14:32	1
<b>Analyte</b>	<b>Result</b>	<b>Qualifier</b>	<b>RL</b>	<b>MDL</b>	<b>Unit</b>	<b>D</b>	<b>Prepared</b>	<b>Analyzed</b>	<b>Dil Fac</b>
Volatile Fuel Hydrocarbons (C4-C12)	ND		24		ppm v/v			04/05/13 14:32	1

Surrogate	%Recovery	Qualifier	Limits	Prepared	Analyzed	Dil Fac
Dibromofluoromethane (Surr)	99		80 - 120		04/05/13 14:32	1
4-Bromofluorobenzene (Surr)	99		80 - 120		04/05/13 14:32	1
Toluene-d8 (Surr)	105		80 - 120		04/05/13 14:32	1

**Method: 8260B - Volatile Organic Compounds (GC/MS)**

Analyte	Result	Qualifier	RL	MDL	Unit	D	Prepared	Analyzed	Dil Fac
Benzene	ND		2.0		mg/m3			04/05/13 14:32	1
Ethylbenzene	ND		2.0		mg/m3			04/05/13 14:32	1
Methyl-t-Butyl Ether (MTBE)	ND		2.0		mg/m3			04/05/13 14:32	1
Toluene	ND		2.0		mg/m3			04/05/13 14:32	1
Xylenes, Total	ND		6.0		mg/m3			04/05/13 14:32	1
tert-Butyl alcohol (TBA)	ND		200		mg/m3			04/05/13 14:32	1

Analyte	Result	Qualifier	RL	MDL	Unit	D	Prepared	Analyzed	Dil Fac
Benzene	ND		0.63		ppm v/v			04/05/13 14:32	1
Ethylbenzene	ND		0.46		ppm v/v			04/05/13 14:32	1
Methyl-t-Butyl Ether (MTBE)	ND		0.55		ppm v/v			04/05/13 14:32	1
Toluene	ND		0.53		ppm v/v			04/05/13 14:32	1
Xylenes, Total	ND		1.4		ppm v/v			04/05/13 14:32	1

TestAmerica Irvine

# Client Sample Results

Client: Conestoga-Rovers & Associates, Inc.  
 Project/Site: 4212 First St., Pleasanton, CA

TestAmerica Job ID: 440-42788-1

**Client Sample ID: SV-2**

**Lab Sample ID: 440-42788-3**

**Date Collected: 04/03/13 13:35**

**Matrix: Air**

**Date Received: 04/04/13 09:40**

**Sample Container: Tedlar Bag 1L**

**Method: 8260B - Volatile Organic Compounds (GC/MS) (Continued)**

Analyte	Result	Qualifier	RL	MDL	Unit	D	Prepared	Analyzed	Dil Fac
tert-Butyl alcohol (TBA)	ND		66		ppm v/v			04/05/13 14:32	1
Surrogate	%Recovery	Qualifier	Limits				Prepared	Analyzed	Dil Fac
4-Bromofluorobenzene (Surr)	99		80 - 120					04/05/13 14:32	1
Dibromofluoromethane (Surr)	99		80 - 120					04/05/13 14:32	1
Toluene-d8 (Surr)	105		80 - 120					04/05/13 14:32	1



# Method Summary

Client: Conestoga-Rovers & Associates, Inc.  
Project/Site: 4212 First St., Pleasanton, CA

TestAmerica Job ID: 440-42788-1

Method	Method Description	Protocol	Laboratory
8260B	Volatile Organic Compounds (GC/MS)	SW846	TAL IRV
8260B/CA_LUFTM S	Volatile Organic Compounds by GC/MS	SW846	TAL IRV

**Protocol References:**

SW846 = "Test Methods For Evaluating Solid Waste, Physical/Chemical Methods", Third Edition, November 1986 And Its Updates.

**Laboratory References:**

TAL IRV = TestAmerica Irvine, 17461 Derian Ave, Suite 100, Irvine, CA 92614-5817, TEL (949)261-1022





# Lab Chronicle

Client: Conestoga-Rovers & Associates, Inc.  
 Project/Site: 4212 First St., Pleasanton, CA

TestAmerica Job ID: 440-42788-1

## Client Sample ID: EW-2

Date Collected: 04/03/13 10:20

Date Received: 04/04/13 09:40

## Lab Sample ID: 440-42788-1

Matrix: Air

Prep Type	Batch Type	Batch Method	Run	Dil Factor	Initial Amount	Final Amount	Batch Number	Prepared or Analyzed	Analyst	Lab
Total/NA	Analysis	8260B		1	5 cc	10 mL	96357	04/05/13 13:33	SS	TAL IRV
Total/NA	Analysis	8260B/CA_LUFTMS		2.5	5 cc	10 mL	96358	04/05/13 15:01	SS	TAL IRV

## Client Sample ID: SVE-4

Date Collected: 04/03/13 10:25

Date Received: 04/04/13 09:40

## Lab Sample ID: 440-42788-2

Matrix: Air

Prep Type	Batch Type	Batch Method	Run	Dil Factor	Initial Amount	Final Amount	Batch Number	Prepared or Analyzed	Analyst	Lab
Total/NA	Analysis	8260B		1	5 cc	10 mL	96357	04/05/13 14:03	SS	TAL IRV
Total/NA	Analysis	8260B/CA_LUFTMS		1	5 cc	10 mL	96358	04/05/13 14:03	SS	TAL IRV

## Client Sample ID: SV-2

Date Collected: 04/03/13 13:35

Date Received: 04/04/13 09:40

## Lab Sample ID: 440-42788-3

Matrix: Air

Prep Type	Batch Type	Batch Method	Run	Dil Factor	Initial Amount	Final Amount	Batch Number	Prepared or Analyzed	Analyst	Lab
Total/NA	Analysis	8260B		1	5 cc	10 mL	96357	04/05/13 14:32	SS	TAL IRV
Total/NA	Analysis	8260B/CA_LUFTMS		1	5 cc	10 mL	96358	04/05/13 14:32	SS	TAL IRV

### Laboratory References:

TAL IRV = TestAmerica Irvine, 17461 Derian Ave, Suite 100, Irvine, CA 92614-5817, TEL (949)261-1022

# QC Sample Results

Client: Conestoga-Rovers & Associates, Inc.  
Project/Site: 4212 First St., Pleasanton, CA

TestAmerica Job ID: 440-42788-1

## Method: 8260B - Volatile Organic Compounds (GC/MS)

Lab Sample ID: MB 440-96357/24

Matrix: Air

Analysis Batch: 96357

Client Sample ID: Method Blank

Prep Type: Total/NA

Analyte	MB Result	MB Qualifier	RL	MDL	Unit	D	Prepared	Analyzed	Dil Fac
Benzene	ND		2.0		mg/m3			04/05/13 09:18	1
Ethylbenzene	ND		2.0		mg/m3			04/05/13 09:18	1
Methyl-t-Butyl Ether (MTBE)	ND		2.0		mg/m3			04/05/13 09:18	1
Toluene	ND		2.0		mg/m3			04/05/13 09:18	1
Xylenes, Total	ND		6.0		mg/m3			04/05/13 09:18	1
tert-Butyl alcohol (TBA)	ND		200		mg/m3			04/05/13 09:18	1

Analyte	MB Result	MB Qualifier	RL	MDL	Unit	D	Prepared	Analyzed	Dil Fac
Benzene	ND		0.63		ppm v/v			04/05/13 09:18	1
Ethylbenzene	ND		0.46		ppm v/v			04/05/13 09:18	1
Methyl-t-Butyl Ether (MTBE)	ND		0.55		ppm v/v			04/05/13 09:18	1
Toluene	ND		0.53		ppm v/v			04/05/13 09:18	1
Xylenes, Total	ND		1.4		ppm v/v			04/05/13 09:18	1
tert-Butyl alcohol (TBA)	ND		66		ppm v/v			04/05/13 09:18	1

Surrogate	MB %Recovery	MB Qualifier	Limits	Prepared	Analyzed	Dil Fac
4-Bromofluorobenzene (Surr)	98		80 - 120		04/05/13 09:18	1
Dibromofluoromethane (Surr)	98		80 - 120		04/05/13 09:18	1
Toluene-d8 (Surr)	105		80 - 120		04/05/13 09:18	1

Lab Sample ID: LCS 440-96357/5

Matrix: Air

Analysis Batch: 96357

Client Sample ID: Lab Control Sample

Prep Type: Total/NA

Analyte	Spike Added	LCS Result	LCS Qualifier	Unit	D	%Rec	%Rec. Limits
Benzene	25.0	27.3		mg/m3		109	70 - 120
Ethylbenzene	25.0	27.3		mg/m3		109	75 - 125
m,p-Xylene	50.0	56.9		mg/m3		114	75 - 125
Methyl-t-Butyl Ether (MTBE)	25.0	27.0		mg/m3		108	60 - 135
o-Xylene	25.0	29.2		mg/m3		117	75 - 125
Toluene	25.0	27.4		mg/m3		110	70 - 120
tert-Butyl alcohol (TBA)	125	139		mg/m3		111	70 - 135

Analyte	Spike Added	LCS Result	LCS Qualifier	Unit	D	%Rec	%Rec. Limits
Benzene	7.8	8.54		ppm v/v		109	70 - 120
Ethylbenzene	5.8	6.28		ppm v/v		109	75 - 125
m,p-Xylene	12	13.1		ppm v/v		114	75 - 125
Methyl-t-Butyl Ether (MTBE)	6.9	7.49		ppm v/v		108	60 - 135
o-Xylene	5.8	6.73		ppm v/v		117	75 - 125
Toluene	6.6	7.26		ppm v/v		110	70 - 120
tert-Butyl alcohol (TBA)	41	45.9		ppm v/v		111	70 - 135

Surrogate	LCS %Recovery	LCS Qualifier	Limits
4-Bromofluorobenzene (Surr)	101		80 - 120
Dibromofluoromethane (Surr)	104		80 - 120
Toluene-d8 (Surr)	103		80 - 120

TestAmerica Irvine

# QC Sample Results

Client: Conestoga-Rovers & Associates, Inc.  
Project/Site: 4212 First St., Pleasanton, CA

TestAmerica Job ID: 440-42788-1

## Method: 8260B - Volatile Organic Compounds (GC/MS) (Continued)

**Lab Sample ID: 440-42796-A-2 DU**

**Matrix: Air**

**Analysis Batch: 96357**

**Client Sample ID: Duplicate**

**Prep Type: Total/NA**

Analyte	Sample Result	Sample Qualifier	DU Result	DU Qualifier	Unit	D	RPD	Limit
Benzene	ND		ND		mg/m3		NC	20
Ethylbenzene	ND		ND		mg/m3		NC	20
Methyl-t-Butyl Ether (MTBE)	ND		ND		mg/m3		NC	25
Toluene	ND		ND		mg/m3		NC	20
Xylenes, Total	ND		ND		mg/m3		NC	20
tert-Butyl alcohol (TBA)	ND		ND		mg/m3		NC	20

Analyte	Sample Result	Sample Qualifier	DU Result	DU Qualifier	Unit	D	RPD	Limit
Benzene	ND		ND		ppm v/v		NC	20
Ethylbenzene	ND		ND		ppm v/v		NC	20
Methyl-t-Butyl Ether (MTBE)	ND		ND		ppm v/v		NC	25
Toluene	ND		ND		ppm v/v		NC	20
Xylenes, Total	ND		ND		ppm v/v		NC	20
tert-Butyl alcohol (TBA)	ND		ND		ppm v/v		NC	20

Surrogate	DU %Recovery	DU Qualifier	Limits
4-Bromofluorobenzene (Surr)	101		80 - 120
Dibromofluoromethane (Surr)	102		80 - 120
Toluene-d8 (Surr)	106		80 - 120

## Method: 8260B/CA\_LUFTMS - Volatile Organic Compounds by GC/MS

**Lab Sample ID: MB 440-96358/24**

**Matrix: Air**

**Analysis Batch: 96358**

**Client Sample ID: Method Blank**

**Prep Type: Total/NA**

Analyte	MB Result	MB Qualifier	RL	MDL	Unit	D	Prepared	Analyzed	Dil Fac
Volatile Fuel Hydrocarbons (C4-C12)	ND		100		mg/m3			04/05/13 09:18	1

Analyte	MB Result	MB Qualifier	RL	MDL	Unit	D	Prepared	Analyzed	Dil Fac
Volatile Fuel Hydrocarbons (C4-C12)	ND		24		ppm v/v			04/05/13 09:18	1

Surrogate	MB %Recovery	MB Qualifier	Limits	Prepared	Analyzed	Dil Fac
Dibromofluoromethane (Surr)	98		80 - 120		04/05/13 09:18	1
4-Bromofluorobenzene (Surr)	98		80 - 120		04/05/13 09:18	1
Toluene-d8 (Surr)	105		80 - 120		04/05/13 09:18	1

**Lab Sample ID: LCS 440-96358/6**

**Matrix: Air**

**Analysis Batch: 96358**

**Client Sample ID: Lab Control Sample**

**Prep Type: Total/NA**

Analyte	Spike Added	LCS Result	LCS Qualifier	Unit	D	%Rec	%Rec. Limits
Volatile Fuel Hydrocarbons (C4-C12)	500	593		mg/m3		119	55 - 130

Analyte	Spike Added	LCS Result	LCS Qualifier	Unit	D	%Rec	%Rec. Limits
Volatile Fuel Hydrocarbons (C4-C12)	120	145		ppm v/v		119	55 - 130

TestAmerica Irvine

# QC Sample Results

Client: Conestoga-Rovers & Associates, Inc.  
 Project/Site: 4212 First St., Pleasanton, CA

TestAmerica Job ID: 440-42788-1

## Method: 8260B/CA\_LUFTMS - Volatile Organic Compounds by GC/MS (Continued)

**Lab Sample ID: LCS 440-96358/6**

**Matrix: Air**

**Analysis Batch: 96358**

**Client Sample ID: Lab Control Sample**

**Prep Type: Total/NA**

<i>Surrogate</i>	<i>LCS</i>		<i>Limits</i>
	<i>%Recovery</i>	<i>Qualifier</i>	
<i>Dibromofluoromethane (Surr)</i>	99		80 - 120
<i>4-Bromofluorobenzene (Surr)</i>	101		80 - 120
<i>Toluene-d8 (Surr)</i>	107		80 - 120

**Lab Sample ID: 440-42796-A-2 DU**

**Matrix: Air**

**Analysis Batch: 96358**

**Client Sample ID: Duplicate**

**Prep Type: Total/NA**

<i>Analyte</i>	<i>Sample</i>	<i>Sample</i>	<i>DU</i>	<i>DU</i>	<i>Unit</i>	<i>D</i>	<i>RPD</i>	<i>Limit</i>
	<i>Result</i>	<i>Qualifier</i>	<i>Result</i>	<i>Qualifier</i>				
Volatile Fuel Hydrocarbons (C4-C12)	ND		ND		mg/m3		NC	20

<i>Analyte</i>	<i>Sample</i>	<i>Sample</i>	<i>DU</i>	<i>DU</i>	<i>Unit</i>	<i>D</i>	<i>RPD</i>	<i>Limit</i>
	<i>Result</i>	<i>Qualifier</i>	<i>Result</i>	<i>Qualifier</i>				
Volatile Fuel Hydrocarbons (C4-C12)	ND		ND		ppm v/v		NC	20

<i>Surrogate</i>	<i>DU</i>		<i>Limits</i>
	<i>%Recovery</i>	<i>Qualifier</i>	
<i>Dibromofluoromethane (Surr)</i>	102		80 - 120
<i>4-Bromofluorobenzene (Surr)</i>	101		80 - 120
<i>Toluene-d8 (Surr)</i>	106		80 - 120

# QC Association Summary

Client: Conestoga-Rovers & Associates, Inc.  
 Project/Site: 4212 First St., Pleasanton, CA

TestAmerica Job ID: 440-42788-1

## GC/MS VOA

### Analysis Batch: 96357

Lab Sample ID	Client Sample ID	Prep Type	Matrix	Method	Prep Batch
440-42788-1	EW-2	Total/NA	Air	8260B	
440-42788-2	SVE-4	Total/NA	Air	8260B	
440-42788-3	SV-2	Total/NA	Air	8260B	
440-42796-A-2 DU	Duplicate	Total/NA	Air	8260B	
LCS 440-96357/5	Lab Control Sample	Total/NA	Air	8260B	
MB 440-96357/24	Method Blank	Total/NA	Air	8260B	

### Analysis Batch: 96358

Lab Sample ID	Client Sample ID	Prep Type	Matrix	Method	Prep Batch
440-42788-1	EW-2	Total/NA	Air	8260B/CA_LUFT MS	
440-42788-2	SVE-4	Total/NA	Air	8260B/CA_LUFT MS	
440-42788-3	SV-2	Total/NA	Air	8260B/CA_LUFT MS	
440-42796-A-2 DU	Duplicate	Total/NA	Air	8260B/CA_LUFT MS	
LCS 440-96358/6	Lab Control Sample	Total/NA	Air	8260B/CA_LUFT MS	
MB 440-96358/24	Method Blank	Total/NA	Air	8260B/CA_LUFT MS	

## Definitions/Glossary

Client: Conestoga-Rovers & Associates, Inc.  
Project/Site: 4212 First St., Pleasanton, CA

TestAmerica Job ID: 440-42788-1

### Glossary

Abbreviation	These commonly used abbreviations may or may not be present in this report.
▫	Listed under the "D" column to designate that the result is reported on a dry weight basis
%R	Percent Recovery
CNF	Contains no Free Liquid
DER	Duplicate error ratio (normalized absolute difference)
DL, RA, RE, IN	Indicates a Dilution, Re-analysis, Re-extraction, or additional Initial metals/anion analysis of the sample
DLC	Decision level concentration
MDA	Minimum detectable activity
EDL	Estimated Detection Limit
MDC	Minimum detectable concentration
MDL	Method Detection Limit
ML	Minimum Level (Dioxin)
ND	Not detected at the reporting limit (or MDL or EDL if shown)
PQL	Practical Quantitation Limit
QC	Quality Control
RER	Relative error ratio
RL	Reporting Limit or Requested Limit (Radiochemistry)
RPD	Relative Percent Difference, a measure of the relative difference between two points
TEF	Toxicity Equivalent Factor (Dioxin)
TEQ	Toxicity Equivalent Quotient (Dioxin)

# Certification Summary

Client: Conestoga-Rovers & Associates, Inc.  
Project/Site: 4212 First St., Pleasanton, CA

TestAmerica Job ID: 440-42788-1

## Laboratory: TestAmerica Irvine

All certifications held by this laboratory are listed. Not all certifications are applicable to this report.

Authority	Program	EPA Region	Certification ID	Expiration Date
Alaska	State Program	10	CA01531	06-30-13
Arizona	State Program	9	AZ0671	10-13-13
California	LA Cty Sanitation Districts	9	10256	01-31-14
California	NELAP	9	1108CA	01-31-14
California	State Program	9	2706	06-30-14
Guam	State Program	9	Cert. No. 12.002r	03-28-13 *
Hawaii	State Program	9	N/A	01-31-14
Nevada	State Program	9	CA015312007A	07-31-13
Northern Mariana Islands	State Program	9	MP0002	01-31-14
Oregon	NELAP	10	4005	09-12-13
USDA	Federal		P330-09-00080	06-06-14
USEPA UCMR	Federal	1	CA01531	01-31-15

\* Expired certification is currently pending renewal and is considered valid.

TestAmerica Irvine

LAB (LOCATION)

- CALSCIENCE ( )
- SPL ( )
- XENCO ( )
- TEST AMERICA ( )
- OTHER ( )



# Shell Oil Products Chain Of Custody Record

Please Check Appropriate Box:

<input type="checkbox"/> ENV. SERVICES	<input type="checkbox"/> MOTIVA RETAIL	<input type="checkbox"/> SHELL RETAIL
<input type="checkbox"/> MOTIVA S&CM	<input checked="" type="checkbox"/> CONSULTANT	<input type="checkbox"/> LUBES
<input type="checkbox"/> SHELL PIPELINE	<input type="checkbox"/> OTHER _____	

Print Bill To Contact Name:

Peter Schaefer 240523

PO # \_\_\_\_\_

INCIDENT # (ENV. SERVICES)

9	8	9	9	5	8	4	0
---	---	---	---	---	---	---	---

SAP # \_\_\_\_\_

CHECK IF NO INCIDENT # APPLIES

DATE: 4-3-13

PAGE: 1 of 1

SAMPLING COMPANY:

**Conestoga-Rovers & Associates**

ADDRESS: 5900 Hollis St, Suite A, Emeryville, CA 94608

PROJECT CONTACT (Hardcopy or PDF Report to): Peter Schaefer

TELEPHONE: 510-420-3319 FAX: 510-420-9170 E-MAIL: pschaefer@croworld.com; jradon@croworld.com

SITE ADDRESS: Street and City: 4212 First Street, Pleasanton

State: CA

GLOBAL ID NO.: RQ0000360

EDF DELIVERABLE TO (Name, Company, Office Location): Brenda Carter, CRA, Emeryville

PHONE NO.: 510-420-0700

E-MAIL: emervilleedf@croworld.com

CONSULTANT PROJECT NO.: 240523-2013-05

SAMPLER NAME(S) (PRINT): MARTAN HANEDANIAN

TURNAROUND TIME (CALENDAR DAYS):

STANDARD (14 DAY)  5 DAYS  3 DAYS  2 DAYS  24 HOURS

RESULTS NEEDED ON WEEKEND

LA - RWQCB REPORT FORMAT  UST AGENCY:

REQUESTED ANALYSIS

TPH -ORO, Purgeable (8260B)	
BTX + MTBE + TBA (8260B)	
CH4 by SCAMMD 2b.3 (H)	

SPECIAL INSTRUCTIONS OR NOTES :

Copy of final report to Shell.Lab.Billing@croworld.com; jradon@croworld.com; mlundberg@croworld.com; pschaefer@croworld.com

SHELL CONTRACT RATE APPLIES

STATE REIMBURSEMENT RATE APPLIES

EDD NOT NEEDED

RECEIPT VERIFICATION REQUESTED

TEMPERATURE ON RECEIPT °C

22.0

Field Sample Identification	SAMPLING		MATRIX	PRESERVATIVE					NO. OF CONT.	TPH -ORO, Purgeable (8260B)	BTX + MTBE + TBA (8260B)	CH4 by SCAMMD 2b.3 (H)	Container PID Readings or Laboratory Notes
	DATE	TIME		HCL	HNO3	H2SO4	NONE	OTHER					
	TEDLAR BAGS												
EW-2	4-3	10:20	VAPOR				X		1	X	X		
SVE-4	4-3	10:25	VAPOR				X		1	X	X		
SV-2	4-3	1:35	VAPOR				X		1	X	X		

Relinquished by: (Signature) <i>Martan Hanedanian</i>	Received by: (Signature) <i>Dan.../K.../L...</i>	Date: 4-3-13	Time: 17:40
Relinquished by: (Signature) <i>Dan.../K.../L...</i>	Received by: (Signature) <i>W Bank</i>	Date: 4/4/13	Time: 9:40

4/9/2013





**Mouton, Alain**

**From:** Sanelle, Philip  
**Sent:** Monday, April 08, 2013 1:20 PM  
**To:** Mouton, Alain  
**Subject:** FW: 240523- 4212 first st, pleasanton - lab results fro 4/3/2013

Alain,  
 Client wants 440-42788 on 3 day rush. I have changed job TAT, please review rest.

Thank you,  
 Phil

**From:** Radon, Jessica [mailto:jradon@croworld.com]  
**Sent:** Monday, April 08, 2013 12:00 PM  
**To:** Sanelle, Philip  
**Subject:** 240523- 4212 first st, pleasanton - lab results fro 4/3/2013

Hi Phil,


Is there anyway we could possibly get this lab report sooner? The PM wants to see data on this day from SV-2 where we took a sample sooner if possible.

Thanks,

**Jessica T. Radon, E.I.T.**

Conestoga-Rovers & Associates (CRA)  
 5900 Hollis St, Suite A  
 Emeryville, CA 94608

Phone: 510.420.3308  
 Cell: 510.773.1746  
 Fax: 510.420.9170  
 Email: [jradon@CRAworld.com](mailto:jradon@CRAworld.com)  
[www.craworld.com](http://www.craworld.com)

Think before you print   
 Perform every task the safe way, the right way, every time!



This communication and any accompanying document(s) are confidential and are intended for the sole use of the addressee. If you are not the intended recipient, please notify me at the telephone number shown above or by return e-mail and delete this e-mail and any copies. You are advised that any disclosure, copying, distribution, or the taking of any action in reliance upon the communication without consent is strictly prohibited. Thank you.

## Login Sample Receipt Checklist

Client: Conestoga-Rovers & Associates, Inc.

Job Number: 440-42788-1

**Login Number: 42788**

**List Number: 1**

**Creator: Perez, Angel**

**List Source: TestAmerica Irvine**

Question	Answer	Comment
Radioactivity wasn't checked or is <=/ background as measured by a survey meter.	N/A	
The cooler's custody seal, if present, is intact.	N/A	
Sample custody seals, if present, are intact.	N/A	
The cooler or samples do not appear to have been compromised or tampered with.	N/A	
Samples were received on ice.	N/A	
Cooler Temperature is acceptable.	True	
Cooler Temperature is recorded.	True	
COC is present.	True	
COC is filled out in ink and legible.	True	
COC is filled out with all pertinent information.	True	
Is the Field Sampler's name present on COC?	True	Vartan Hanedanian
There are no discrepancies between the containers received and the COC.	True	
Samples are received within Holding Time.	True	
Sample containers have legible labels.	True	
Containers are not broken or leaking.	True	
Sample collection date/times are provided.	True	
Appropriate sample containers are used.	True	
Sample bottles are completely filled.	True	
Sample Preservation Verified.	N/A	
There is sufficient vol. for all requested analyses, incl. any requested MS/MSDs	True	
Containers requiring zero headspace have no headspace or bubble is <6mm (1/4").	N/A	
Multiphasic samples are not present.	N/A	
Samples do not require splitting or compositing.	N/A	
Residual Chlorine Checked.	N/A	



# TestAmerica

THE LEADER IN ENVIRONMENTAL TESTING

## ANALYTICAL REPORT

TestAmerica Laboratories, Inc.

TestAmerica Irvine

17461 Derian Ave

Suite 100

Irvine, CA 92614-5817

Tel: (949)261-1022

TestAmerica Job ID: 440-42976-1

Client Project/Site: 4212 First St., Pleasanton, CA

For:

Conestoga-Rovers & Associates, Inc.

5900 Hollis Street

Suite A

Emeryville, California 94608

Attn: Peter Schaefer



Authorized for release by:

4/9/2013 3:04:01 PM

Philip Sanelle

Project Manager I

[philip.sanelle@testamericainc.com](mailto:philip.sanelle@testamericainc.com)

### LINKS

Review your project  
results through

**TotalAccess**

Have a Question?



Visit us at:

[www.testamericainc.com](http://www.testamericainc.com)

*The test results in this report meet all 2003 NELAC and 2009 TNI requirements for accredited parameters, exceptions are noted in this report. This report may not be reproduced except in full, and with written approval from the laboratory. For questions please contact the Project Manager at the e-mail address or telephone number listed on this page.*

*This report has been electronically signed and authorized by the signatory. Electronic signature is intended to be the legally binding equivalent of a traditionally handwritten signature.*

*Results relate only to the items tested and the sample(s) as received by the laboratory.*

1

2

3

4

5

6

7

8

9

10

11

12

13



# Table of Contents

Cover Page . . . . .	1
Table of Contents . . . . .	2
Sample Summary . . . . .	3
Case Narrative . . . . .	4
Client Sample Results . . . . .	5
Method Summary . . . . .	8
Chronicle . . . . .	9
QC Sample Results . . . . .	10
QC Association . . . . .	13
Definitions . . . . .	14
Certification Summary . . . . .	15
Chain of Custody . . . . .	16
Receipt Checklists . . . . .	17

# Sample Summary

Client: Conestoga-Rovers & Associates, Inc.  
Project/Site: 4212 First St., Pleasanton, CA

TestAmerica Job ID: 440-42976-1

Lab Sample ID	Client Sample ID	Matrix	Collected	Received
440-42976-1	SVE-4	Air	04/05/13 12:00	04/06/13 10:00
440-42976-2	EW-2	Air	04/05/13 12:05	04/06/13 10:00
440-42976-3	SVE-4	Air	04/05/13 16:50	04/06/13 10:00
440-42976-4	EW-2	Air	04/05/13 16:45	04/06/13 10:00

1

2

3

4

5

6

7

8

9

10

11

12

13

# Case Narrative

Client: Conestoga-Rovers & Associates, Inc.  
Project/Site: 4212 First St., Pleasanton, CA

TestAmerica Job ID: 440-42976-1

---

**Job ID: 440-42976-1**

---

**Laboratory: TestAmerica Irvine**

---

**Narrative**

**Job Narrative**  
**440-42976-1**

**Comments**

No additional comments.

**Receipt**

The samples were received on 4/6/2013 10:00 AM; the samples arrived in good condition, properly preserved and, where required, on ice. The temperature of the cooler at receipt was 22.0° C.

**GC/MS VOA**

No analytical or quality issues were noted.

**VOA Prep**

No analytical or quality issues were noted.

- 1
- 2
- 3
- 4
- 5
- 6
- 7
- 8
- 9
- 10
- 11
- 12
- 13

# Client Sample Results

Client: Conestoga-Rovers & Associates, Inc.  
 Project/Site: 4212 First St., Pleasanton, CA

TestAmerica Job ID: 440-42976-1

**Client Sample ID: SVE-4**

**Lab Sample ID: 440-42976-1**

Date Collected: 04/05/13 12:00

Matrix: Air

Date Received: 04/06/13 10:00

Sample Container: Tedlar Bag 1L

**Method: 8260B/CA\_LUFTMS - Volatile Organic Compounds by GC/MS**

Analyte	Result	Qualifier	RL	MDL	Unit	D	Prepared	Analyzed	Dil Fac
<b>Volatile Fuel Hydrocarbons (C4-C12)</b>	<b>1300</b>		100		mg/m3			04/06/13 18:45	1

Analyte	Result	Qualifier	RL	MDL	Unit	D	Prepared	Analyzed	Dil Fac
<b>Volatile Fuel Hydrocarbons (C4-C12)</b>	<b>320</b>		24		ppm v/v			04/06/13 18:45	1

Surrogate	%Recovery	Qualifier	Limits	Prepared	Analyzed	Dil Fac
Dibromofluoromethane (Surr)	103		80 - 120		04/06/13 18:45	1
4-Bromofluorobenzene (Surr)	102		80 - 120		04/06/13 18:45	1
Toluene-d8 (Surr)	108		80 - 120		04/06/13 18:45	1

**Method: 8260B - Volatile Organic Compounds (GC/MS)**

Analyte	Result	Qualifier	RL	MDL	Unit	D	Prepared	Analyzed	Dil Fac
Benzene	ND		2.0		mg/m3			04/06/13 18:45	1
<b>Ethylbenzene</b>	<b>14</b>		2.0		mg/m3			04/06/13 18:45	1
Methyl-t-Butyl Ether (MTBE)	ND		2.0		mg/m3			04/06/13 18:45	1
Toluene	ND		2.0		mg/m3			04/06/13 18:45	1
<b>Xylenes, Total</b>	<b>45</b>		6.0		mg/m3			04/06/13 18:45	1
tert-Butyl alcohol (TBA)	ND		200		mg/m3			04/06/13 18:45	1

Analyte	Result	Qualifier	RL	MDL	Unit	D	Prepared	Analyzed	Dil Fac
Benzene	ND		0.63		ppm v/v			04/06/13 18:45	1
<b>Ethylbenzene</b>	<b>3.2</b>		0.46		ppm v/v			04/06/13 18:45	1
Methyl-t-Butyl Ether (MTBE)	ND		0.55		ppm v/v			04/06/13 18:45	1
Toluene	ND		0.53		ppm v/v			04/06/13 18:45	1
<b>Xylenes, Total</b>	<b>10</b>		1.4		ppm v/v			04/06/13 18:45	1
tert-Butyl alcohol (TBA)	ND		66		ppm v/v			04/06/13 18:45	1

Surrogate	%Recovery	Qualifier	Limits	Prepared	Analyzed	Dil Fac
4-Bromofluorobenzene (Surr)	102		80 - 120		04/06/13 18:45	1
Dibromofluoromethane (Surr)	103		80 - 120		04/06/13 18:45	1
Toluene-d8 (Surr)	108		80 - 120		04/06/13 18:45	1

**Client Sample ID: EW-2**

**Lab Sample ID: 440-42976-2**

Date Collected: 04/05/13 12:05

Matrix: Air

Date Received: 04/06/13 10:00

Sample Container: Tedlar Bag 1L

**Method: 8260B/CA\_LUFTMS - Volatile Organic Compounds by GC/MS**

Analyte	Result	Qualifier	RL	MDL	Unit	D	Prepared	Analyzed	Dil Fac
<b>Volatile Fuel Hydrocarbons (C4-C12)</b>	<b>5700</b>		100		mg/m3			04/06/13 19:44	1

Analyte	Result	Qualifier	RL	MDL	Unit	D	Prepared	Analyzed	Dil Fac
<b>Volatile Fuel Hydrocarbons (C4-C12)</b>	<b>1400</b>		24		ppm v/v			04/06/13 19:44	1

Surrogate	%Recovery	Qualifier	Limits	Prepared	Analyzed	Dil Fac
Dibromofluoromethane (Surr)	99		80 - 120		04/06/13 19:44	1
4-Bromofluorobenzene (Surr)	105		80 - 120		04/06/13 19:44	1
Toluene-d8 (Surr)	107		80 - 120		04/06/13 19:44	1

TestAmerica Irvine

# Client Sample Results

Client: Conestoga-Rovers & Associates, Inc.  
Project/Site: 4212 First St., Pleasanton, CA

TestAmerica Job ID: 440-42976-1

## Client Sample ID: EW-2

Lab Sample ID: 440-42976-2

Date Collected: 04/05/13 12:05

Matrix: Air

Date Received: 04/06/13 10:00

Sample Container: Tedlar Bag 1L

### Method: 8260B - Volatile Organic Compounds (GC/MS)

Analyte	Result	Qualifier	RL	MDL	Unit	D	Prepared	Analyzed	Dil Fac
Benzene	5.6		2.0		mg/m3			04/06/13 19:44	1
Ethylbenzene	12		2.0		mg/m3			04/06/13 19:44	1
Methyl-t-Butyl Ether (MTBE)	ND		2.0		mg/m3			04/06/13 19:44	1
Toluene	ND		2.0		mg/m3			04/06/13 19:44	1
<b>Xylenes, Total</b>	<b>26</b>		6.0		mg/m3			04/06/13 19:44	1
tert-Butyl alcohol (TBA)	ND		200		mg/m3			04/06/13 19:44	1

Analyte	Result	Qualifier	RL	MDL	Unit	D	Prepared	Analyzed	Dil Fac
Benzene	1.7		0.63		ppm v/v			04/06/13 19:44	1
Ethylbenzene	2.8		0.46		ppm v/v			04/06/13 19:44	1
Methyl-t-Butyl Ether (MTBE)	ND		0.55		ppm v/v			04/06/13 19:44	1
Toluene	ND		0.53		ppm v/v			04/06/13 19:44	1
<b>Xylenes, Total</b>	<b>6.0</b>		1.4		ppm v/v			04/06/13 19:44	1
tert-Butyl alcohol (TBA)	ND		66		ppm v/v			04/06/13 19:44	1

Surrogate	%Recovery	Qualifier	Limits	Prepared	Analyzed	Dil Fac
4-Bromofluorobenzene (Surr)	105		80 - 120		04/06/13 19:44	1
Dibromofluoromethane (Surr)	99		80 - 120		04/06/13 19:44	1
Toluene-d8 (Surr)	107		80 - 120		04/06/13 19:44	1

## Client Sample ID: SVE-4

Lab Sample ID: 440-42976-3

Date Collected: 04/05/13 16:50

Matrix: Air

Date Received: 04/06/13 10:00

Sample Container: Tedlar Bag 1L

### Method: 8260B/CA\_LUFTMS - Volatile Organic Compounds by GC/MS

Analyte	Result	Qualifier	RL	MDL	Unit	D	Prepared	Analyzed	Dil Fac
<b>Volatile Fuel Hydrocarbons (C4-C12)</b>	<b>1100</b>		100		mg/m3			04/06/13 20:13	1

Analyte	Result	Qualifier	RL	MDL	Unit	D	Prepared	Analyzed	Dil Fac
<b>Volatile Fuel Hydrocarbons (C4-C12)</b>	<b>270</b>		24		ppm v/v			04/06/13 20:13	1

Surrogate	%Recovery	Qualifier	Limits	Prepared	Analyzed	Dil Fac
Dibromofluoromethane (Surr)	100		80 - 120		04/06/13 20:13	1
4-Bromofluorobenzene (Surr)	100		80 - 120		04/06/13 20:13	1
Toluene-d8 (Surr)	107		80 - 120		04/06/13 20:13	1

### Method: 8260B - Volatile Organic Compounds (GC/MS)

Analyte	Result	Qualifier	RL	MDL	Unit	D	Prepared	Analyzed	Dil Fac
Benzene	ND		2.0		mg/m3			04/06/13 20:13	1
Ethylbenzene	15		2.0		mg/m3			04/06/13 20:13	1
Methyl-t-Butyl Ether (MTBE)	ND		2.0		mg/m3			04/06/13 20:13	1
Toluene	ND		2.0		mg/m3			04/06/13 20:13	1
<b>Xylenes, Total</b>	<b>50</b>		6.0		mg/m3			04/06/13 20:13	1
tert-Butyl alcohol (TBA)	ND		200		mg/m3			04/06/13 20:13	1

Analyte	Result	Qualifier	RL	MDL	Unit	D	Prepared	Analyzed	Dil Fac
Benzene	ND		0.63		ppm v/v			04/06/13 20:13	1
Ethylbenzene	3.4		0.46		ppm v/v			04/06/13 20:13	1
Methyl-t-Butyl Ether (MTBE)	ND		0.55		ppm v/v			04/06/13 20:13	1

TestAmerica Irvine



# Client Sample Results

Client: Conestoga-Rovers & Associates, Inc.  
Project/Site: 4212 First St., Pleasanton, CA

TestAmerica Job ID: 440-42976-1

**Client Sample ID: SVE-4**

**Lab Sample ID: 440-42976-3**

Date Collected: 04/05/13 16:50

Matrix: Air

Date Received: 04/06/13 10:00

Sample Container: Tedlar Bag 1L

**Method: 8260B - Volatile Organic Compounds (GC/MS) (Continued)**

Analyte	Result	Qualifier	RL	MDL	Unit	D	Prepared	Analyzed	Dil Fac
Toluene	ND		0.53		ppm v/v			04/06/13 20:13	1
<b>Xylenes, Total</b>	<b>11</b>		1.4		ppm v/v			04/06/13 20:13	1
tert-Butyl alcohol (TBA)	ND		66		ppm v/v			04/06/13 20:13	1
Surrogate	%Recovery	Qualifier	Limits				Prepared	Analyzed	Dil Fac
4-Bromofluorobenzene (Surr)	100		80 - 120					04/06/13 20:13	1
Dibromofluoromethane (Surr)	100		80 - 120					04/06/13 20:13	1
Toluene-d8 (Surr)	107		80 - 120					04/06/13 20:13	1

**Client Sample ID: EW-2**

**Lab Sample ID: 440-42976-4**

Date Collected: 04/05/13 16:45

Matrix: Air

Date Received: 04/06/13 10:00

Sample Container: Tedlar Bag 1L

**Method: 8260B/CA\_LUFTMS - Volatile Organic Compounds by GC/MS**

Analyte	Result	Qualifier	RL	MDL	Unit	D	Prepared	Analyzed	Dil Fac
<b>Volatile Fuel Hydrocarbons (C4-C12)</b>	<b>4200</b>		100		mg/m3			04/06/13 20:42	1
Analyte	Result	Qualifier	RL	MDL	Unit	D	Prepared	Analyzed	Dil Fac
<b>Volatile Fuel Hydrocarbons (C4-C12)</b>	<b>1000</b>		24		ppm v/v			04/06/13 20:42	1
Surrogate	%Recovery	Qualifier	Limits				Prepared	Analyzed	Dil Fac
Dibromofluoromethane (Surr)	97		80 - 120					04/06/13 20:42	1
4-Bromofluorobenzene (Surr)	104		80 - 120					04/06/13 20:42	1
Toluene-d8 (Surr)	106		80 - 120					04/06/13 20:42	1

**Method: 8260B - Volatile Organic Compounds (GC/MS)**

Analyte	Result	Qualifier	RL	MDL	Unit	D	Prepared	Analyzed	Dil Fac
<b>Benzene</b>	<b>7.1</b>		2.0		mg/m3			04/06/13 20:42	1
<b>Ethylbenzene</b>	<b>14</b>		2.0		mg/m3			04/06/13 20:42	1
<b>Methyl-t-Butyl Ether (MTBE)</b>	<b>2.1</b>		2.0		mg/m3			04/06/13 20:42	1
Toluene	ND		2.0		mg/m3			04/06/13 20:42	1
<b>Xylenes, Total</b>	<b>33</b>		6.0		mg/m3			04/06/13 20:42	1
tert-Butyl alcohol (TBA)	ND		200		mg/m3			04/06/13 20:42	1
Analyte	Result	Qualifier	RL	MDL	Unit	D	Prepared	Analyzed	Dil Fac
<b>Benzene</b>	<b>2.2</b>		0.63		ppm v/v			04/06/13 20:42	1
<b>Ethylbenzene</b>	<b>3.2</b>		0.46		ppm v/v			04/06/13 20:42	1
<b>Methyl-t-Butyl Ether (MTBE)</b>	<b>0.58</b>		0.55		ppm v/v			04/06/13 20:42	1
Toluene	ND		0.53		ppm v/v			04/06/13 20:42	1
<b>Xylenes, Total</b>	<b>7.6</b>		1.4		ppm v/v			04/06/13 20:42	1
tert-Butyl alcohol (TBA)	ND		66		ppm v/v			04/06/13 20:42	1
Surrogate	%Recovery	Qualifier	Limits				Prepared	Analyzed	Dil Fac
4-Bromofluorobenzene (Surr)	104		80 - 120					04/06/13 20:42	1
Dibromofluoromethane (Surr)	97		80 - 120					04/06/13 20:42	1
Toluene-d8 (Surr)	106		80 - 120					04/06/13 20:42	1

TestAmerica Irvine

# Method Summary

Client: Conestoga-Rovers & Associates, Inc.  
Project/Site: 4212 First St., Pleasanton, CA

TestAmerica Job ID: 440-42976-1

Method	Method Description	Protocol	Laboratory
8260B	Volatile Organic Compounds (GC/MS)	SW846	TAL IRV
8260B/CA_LUFTM S	Volatile Organic Compounds by GC/MS	SW846	TAL IRV

**Protocol References:**

SW846 = "Test Methods For Evaluating Solid Waste, Physical/Chemical Methods", Third Edition, November 1986 And Its Updates.

**Laboratory References:**

TAL IRV = TestAmerica Irvine, 17461 Derian Ave, Suite 100, Irvine, CA 92614-5817, TEL (949)261-1022



# Lab Chronicle

Client: Conestoga-Rovers & Associates, Inc.  
 Project/Site: 4212 First St., Pleasanton, CA

TestAmerica Job ID: 440-42976-1

## Client Sample ID: SVE-4

Date Collected: 04/05/13 12:00

Date Received: 04/06/13 10:00

## Lab Sample ID: 440-42976-1

Matrix: Air

Prep Type	Batch Type	Batch Method	Run	Dil Factor	Initial Amount	Final Amount	Batch Number	Prepared or Analyzed	Analyst	Lab
Total/NA	Analysis	8260B		1	5 cc	10 mL	96619	04/06/13 18:45	MR	TAL IRV
Total/NA	Analysis	8260B/CA_LUFTMS		1	5 cc	10 mL	96620	04/06/13 18:45	MR	TAL IRV

## Client Sample ID: EW-2

Date Collected: 04/05/13 12:05

Date Received: 04/06/13 10:00

## Lab Sample ID: 440-42976-2

Matrix: Air

Prep Type	Batch Type	Batch Method	Run	Dil Factor	Initial Amount	Final Amount	Batch Number	Prepared or Analyzed	Analyst	Lab
Total/NA	Analysis	8260B		1	5 cc	10 mL	96619	04/06/13 19:44	MR	TAL IRV
Total/NA	Analysis	8260B/CA_LUFTMS		1	5 cc	10 mL	96620	04/06/13 19:44	MR	TAL IRV

## Client Sample ID: SVE-4

Date Collected: 04/05/13 16:50

Date Received: 04/06/13 10:00

## Lab Sample ID: 440-42976-3

Matrix: Air

Prep Type	Batch Type	Batch Method	Run	Dil Factor	Initial Amount	Final Amount	Batch Number	Prepared or Analyzed	Analyst	Lab
Total/NA	Analysis	8260B		1	5 cc	10 mL	96619	04/06/13 20:13	MR	TAL IRV
Total/NA	Analysis	8260B/CA_LUFTMS		1	5 cc	10 mL	96620	04/06/13 20:13	MR	TAL IRV

## Client Sample ID: EW-2

Date Collected: 04/05/13 16:45

Date Received: 04/06/13 10:00

## Lab Sample ID: 440-42976-4

Matrix: Air

Prep Type	Batch Type	Batch Method	Run	Dil Factor	Initial Amount	Final Amount	Batch Number	Prepared or Analyzed	Analyst	Lab
Total/NA	Analysis	8260B		1	5 cc	10 mL	96619	04/06/13 20:42	MR	TAL IRV
Total/NA	Analysis	8260B/CA_LUFTMS		1	5 cc	10 mL	96620	04/06/13 20:42	MR	TAL IRV

### Laboratory References:

TAL IRV = TestAmerica Irvine, 17461 Derian Ave, Suite 100, Irvine, CA 92614-5817, TEL (949)261-1022

# QC Sample Results

Client: Conestoga-Rovers & Associates, Inc.  
 Project/Site: 4212 First St., Pleasanton, CA

TestAmerica Job ID: 440-42976-1

## Method: 8260B - Volatile Organic Compounds (GC/MS)

**Lab Sample ID: MB 440-96619/5**

**Matrix: Air**

**Analysis Batch: 96619**

**Client Sample ID: Method Blank**

**Prep Type: Total/NA**

Analyte	MB Result	MB Qualifier	RL	MDL	Unit	D	Prepared	Analyzed	Dil Fac
Benzene	ND		2.0		mg/m3			04/06/13 14:35	1
Ethylbenzene	ND		2.0		mg/m3			04/06/13 14:35	1
Methyl-t-Butyl Ether (MTBE)	ND		2.0		mg/m3			04/06/13 14:35	1
Toluene	ND		2.0		mg/m3			04/06/13 14:35	1
Xylenes, Total	ND		6.0		mg/m3			04/06/13 14:35	1
tert-Butyl alcohol (TBA)	ND		200		mg/m3			04/06/13 14:35	1

Analyte	MB Result	MB Qualifier	RL	MDL	Unit	D	Prepared	Analyzed	Dil Fac
Benzene	ND		0.63		ppm v/v			04/06/13 14:35	1
Ethylbenzene	ND		0.46		ppm v/v			04/06/13 14:35	1
Methyl-t-Butyl Ether (MTBE)	ND		0.55		ppm v/v			04/06/13 14:35	1
Toluene	ND		0.53		ppm v/v			04/06/13 14:35	1
Xylenes, Total	ND		1.4		ppm v/v			04/06/13 14:35	1
tert-Butyl alcohol (TBA)	ND		66		ppm v/v			04/06/13 14:35	1

Surrogate	MB %Recovery	MB Qualifier	Limits	Prepared	Analyzed	Dil Fac
4-Bromofluorobenzene (Surr)	96		80 - 120		04/06/13 14:35	1
Dibromofluoromethane (Surr)	101		80 - 120		04/06/13 14:35	1
Toluene-d8 (Surr)	104		80 - 120		04/06/13 14:35	1

**Lab Sample ID: LCS 440-96619/6**

**Matrix: Air**

**Analysis Batch: 96619**

**Client Sample ID: Lab Control Sample**

**Prep Type: Total/NA**

Analyte	Spike Added	LCS Result	LCS Qualifier	Unit	D	%Rec	%Rec. Limits
Benzene	25.0	27.1		mg/m3		108	70 - 120
Ethylbenzene	25.0	27.8		mg/m3		111	75 - 125
m,p-Xylene	50.0	57.9		mg/m3		116	75 - 125
Methyl-t-Butyl Ether (MTBE)	25.0	25.9		mg/m3		104	60 - 135
o-Xylene	25.0	29.3		mg/m3		117	75 - 125
Toluene	25.0	27.3		mg/m3		109	70 - 120
tert-Butyl alcohol (TBA)	125	140		mg/m3		112	70 - 135

Analyte	Spike Added	LCS Result	LCS Qualifier	Unit	D	%Rec	%Rec. Limits
Benzene	7.8	8.49		ppm v/v		108	70 - 120
Ethylbenzene	5.8	6.40		ppm v/v		111	75 - 125
m,p-Xylene	12	13.3		ppm v/v		116	75 - 125
Methyl-t-Butyl Ether (MTBE)	6.9	7.18		ppm v/v		104	60 - 135
o-Xylene	5.8	6.75		ppm v/v		117	75 - 125
Toluene	6.6	7.24		ppm v/v		109	70 - 120
tert-Butyl alcohol (TBA)	41	46.1		ppm v/v		112	70 - 135

Surrogate	LCS %Recovery	LCS Qualifier	Limits
4-Bromofluorobenzene (Surr)	102		80 - 120
Dibromofluoromethane (Surr)	102		80 - 120
Toluene-d8 (Surr)	105		80 - 120

TestAmerica Irvine

# QC Sample Results

Client: Conestoga-Rovers & Associates, Inc.  
Project/Site: 4212 First St., Pleasanton, CA

TestAmerica Job ID: 440-42976-1

## Method: 8260B - Volatile Organic Compounds (GC/MS) (Continued)

**Lab Sample ID: 440-42976-1 DU**

**Matrix: Air**

**Analysis Batch: 96619**

**Client Sample ID: SVE-4**

**Prep Type: Total/NA**

Analyte	Sample Result	Sample Qualifier	DU Result	DU Qualifier	Unit	D	RPD	Limit
Benzene	ND		ND		mg/m3		NC	20
Ethylbenzene	14		13.5		mg/m3		2	20
Methyl-t-Butyl Ether (MTBE)	ND		ND		mg/m3		NC	25
Toluene	ND		ND		mg/m3		NC	20
Xylenes, Total	45		42.6		mg/m3		5	20
tert-Butyl alcohol (TBA)	ND		ND		mg/m3		NC	20

Analyte	Sample Result	Sample Qualifier	DU Result	DU Qualifier	Unit	D	RPD	Limit
Benzene	ND		ND		ppm v/v		NC	20
Ethylbenzene	3.2		3.12		ppm v/v		2	20
Methyl-t-Butyl Ether (MTBE)	ND		ND		ppm v/v		NC	25
Toluene	ND		ND		ppm v/v		NC	20
Xylenes, Total	10		9.82		ppm v/v		5	20
tert-Butyl alcohol (TBA)	ND		ND		ppm v/v		NC	20

Surrogate	%Recovery	DU Qualifier	Limits
4-Bromofluorobenzene (Surr)	99		80 - 120
Dibromofluoromethane (Surr)	102		80 - 120
Toluene-d8 (Surr)	108		80 - 120

## Method: 8260B/CA\_LUFTMS - Volatile Organic Compounds by GC/MS

**Lab Sample ID: MB 440-96620/5**

**Matrix: Air**

**Analysis Batch: 96620**

**Client Sample ID: Method Blank**

**Prep Type: Total/NA**

Analyte	MB Result	MB Qualifier	RL	MDL	Unit	D	Prepared	Analyzed	Dil Fac
Volatile Fuel Hydrocarbons (C4-C12)	ND		100		mg/m3			04/06/13 14:35	1

Analyte	MB Result	MB Qualifier	RL	MDL	Unit	D	Prepared	Analyzed	Dil Fac
Volatile Fuel Hydrocarbons (C4-C12)	ND		24		ppm v/v			04/06/13 14:35	1

Surrogate	%Recovery	MB Qualifier	Limits	Prepared	Analyzed	Dil Fac
Dibromofluoromethane (Surr)	101		80 - 120		04/06/13 14:35	1
4-Bromofluorobenzene (Surr)	96		80 - 120		04/06/13 14:35	1
Toluene-d8 (Surr)	104		80 - 120		04/06/13 14:35	1

**Lab Sample ID: LCS 440-96620/7**

**Matrix: Air**

**Analysis Batch: 96620**

**Client Sample ID: Lab Control Sample**

**Prep Type: Total/NA**

Analyte	Spike Added	LCS Result	LCS Qualifier	Unit	D	%Rec	%Rec. Limits
Volatile Fuel Hydrocarbons (C4-C12)	500	611		mg/m3		122	55 - 130

Analyte	Spike Added	LCS Result	LCS Qualifier	Unit	D	%Rec	%Rec. Limits
Volatile Fuel Hydrocarbons (C4-C12)	120	149		ppm v/v		122	55 - 130

TestAmerica Irvine

# QC Sample Results

Client: Conestoga-Rovers & Associates, Inc.  
 Project/Site: 4212 First St., Pleasanton, CA

TestAmerica Job ID: 440-42976-1

## Method: 8260B/CA\_LUFTMS - Volatile Organic Compounds by GC/MS (Continued)

**Lab Sample ID: LCS 440-96620/7**

**Matrix: Air**

**Analysis Batch: 96620**

**Client Sample ID: Lab Control Sample**

**Prep Type: Total/NA**

<i>Surrogate</i>	<i>LCS</i>		<i>Limits</i>
	<i>%Recovery</i>	<i>Qualifier</i>	
<i>Dibromofluoromethane (Surr)</i>	101		80 - 120
<i>4-Bromofluorobenzene (Surr)</i>	103		80 - 120
<i>Toluene-d8 (Surr)</i>	107		80 - 120

**Lab Sample ID: 440-42976-1 DU**

**Matrix: Air**

**Analysis Batch: 96620**

**Client Sample ID: SVE-4**

**Prep Type: Total/NA**

<i>Analyte</i>	<i>Sample</i>	<i>Sample</i>	<i>DU</i>	<i>DU</i>	<i>Unit</i>	<i>D</i>	<i>RPD</i>	<i>Limit</i>
	<i>Result</i>	<i>Qualifier</i>	<i>Result</i>	<i>Qualifier</i>				
Volatile Fuel Hydrocarbons (C4-C12)	1300		1190		mg/m3		10	20

<i>Analyte</i>	<i>Sample</i>	<i>Sample</i>	<i>DU</i>	<i>DU</i>	<i>Unit</i>	<i>D</i>	<i>RPD</i>	<i>Limit</i>
	<i>Result</i>	<i>Qualifier</i>	<i>Result</i>	<i>Qualifier</i>				
Volatile Fuel Hydrocarbons (C4-C12)	320		291		ppm v/v		10	20

<i>Surrogate</i>	<i>DU</i>		<i>Limits</i>
	<i>%Recovery</i>	<i>Qualifier</i>	
<i>Dibromofluoromethane (Surr)</i>	102		80 - 120
<i>4-Bromofluorobenzene (Surr)</i>	99		80 - 120
<i>Toluene-d8 (Surr)</i>	108		80 - 120

# QC Association Summary

Client: Conestoga-Rovers & Associates, Inc.  
Project/Site: 4212 First St., Pleasanton, CA

TestAmerica Job ID: 440-42976-1

## GC/MS VOA

### Analysis Batch: 96619

Lab Sample ID	Client Sample ID	Prep Type	Matrix	Method	Prep Batch
440-42976-1	SVE-4	Total/NA	Air	8260B	
440-42976-1 DU	SVE-4	Total/NA	Air	8260B	
440-42976-2	EW-2	Total/NA	Air	8260B	
440-42976-3	SVE-4	Total/NA	Air	8260B	
440-42976-4	EW-2	Total/NA	Air	8260B	
LCS 440-96619/6	Lab Control Sample	Total/NA	Air	8260B	
MB 440-96619/5	Method Blank	Total/NA	Air	8260B	

### Analysis Batch: 96620

Lab Sample ID	Client Sample ID	Prep Type	Matrix	Method	Prep Batch
440-42976-1	SVE-4	Total/NA	Air	8260B/CA_LUFT MS	
440-42976-1 DU	SVE-4	Total/NA	Air	8260B/CA_LUFT MS	
440-42976-2	EW-2	Total/NA	Air	8260B/CA_LUFT MS	
440-42976-3	SVE-4	Total/NA	Air	8260B/CA_LUFT MS	
440-42976-4	EW-2	Total/NA	Air	8260B/CA_LUFT MS	
LCS 440-96620/7	Lab Control Sample	Total/NA	Air	8260B/CA_LUFT MS	
MB 440-96620/5	Method Blank	Total/NA	Air	8260B/CA_LUFT MS	

## Definitions/Glossary

Client: Conestoga-Rovers & Associates, Inc.  
Project/Site: 4212 First St., Pleasanton, CA

TestAmerica Job ID: 440-42976-1

### Glossary

Abbreviation	These commonly used abbreviations may or may not be present in this report.
▫	Listed under the "D" column to designate that the result is reported on a dry weight basis
%R	Percent Recovery
CNF	Contains no Free Liquid
DER	Duplicate error ratio (normalized absolute difference)
DL, RA, RE, IN	Indicates a Dilution, Re-analysis, Re-extraction, or additional Initial metals/anion analysis of the sample
DLC	Decision level concentration
MDA	Minimum detectable activity
EDL	Estimated Detection Limit
MDC	Minimum detectable concentration
MDL	Method Detection Limit
ML	Minimum Level (Dioxin)
ND	Not detected at the reporting limit (or MDL or EDL if shown)
PQL	Practical Quantitation Limit
QC	Quality Control
RER	Relative error ratio
RL	Reporting Limit or Requested Limit (Radiochemistry)
RPD	Relative Percent Difference, a measure of the relative difference between two points
TEF	Toxicity Equivalent Factor (Dioxin)
TEQ	Toxicity Equivalent Quotient (Dioxin)



# Certification Summary

Client: Conestoga-Rovers & Associates, Inc.  
Project/Site: 4212 First St., Pleasanton, CA

TestAmerica Job ID: 440-42976-1

## Laboratory: TestAmerica Irvine

All certifications held by this laboratory are listed. Not all certifications are applicable to this report.

Authority	Program	EPA Region	Certification ID	Expiration Date
Alaska	State Program	10	CA01531	06-30-13
Arizona	State Program	9	AZ0671	10-13-13
California	LA Cty Sanitation Districts	9	10256	01-31-14
California	NELAP	9	1108CA	01-31-14
California	State Program	9	2706	06-30-14
Guam	State Program	9	Cert. No. 12.002r	03-28-13 *
Hawaii	State Program	9	N/A	01-31-14
Nevada	State Program	9	CA015312007A	07-31-13
Northern Mariana Islands	State Program	9	MP0002	01-31-14
Oregon	NELAP	10	4005	09-12-13
USDA	Federal		P330-09-00080	06-06-14
USEPA UCMR	Federal	1	CA01531	01-31-15

\* Expired certification is currently pending renewal and is considered valid.

TestAmerica Irvine

LAB (LOCATION)

- CALSCIENCE ( )
- SPL ( )
- XENCO ( )
- TEST AMERICA ( )
- OTHER ( )



# Shell Oil Products Chain Of Custody Record

Please Check Appropriate Box:

<input type="checkbox"/> ENV. SERVICES	<input type="checkbox"/> MOTIVA RETAIL	<input type="checkbox"/> SHELL RETAIL
<input type="checkbox"/> MOTIVA SD&CM	<input checked="" type="checkbox"/> CONSULTANT	<input type="checkbox"/> LUBES
<input type="checkbox"/> SHELL PIPELINE	<input type="checkbox"/> OTHER _____	

Print Bill To Contact Name:  
Peter Schaefer 240523

PO # \_\_\_\_\_

INCIDENT # (ENV. SERVICES):  
9 8 9 9 5 8 4 0

SAP # \_\_\_\_\_

CHECK IF NO INCIDENT # APPLIES

DATE: \_\_\_\_\_

PAGE: 1 of 1

SAMPLING COMPANY:  
**Conestoga-Rovers & Associates**

ADDRESS:  
5900 Hollis St, Suite A, Emeryville, CA 94608

PROJECT CONTACT (Hardcopy or PDF Report to):  
**Peter Schaefer**

TELEPHONE: 510-420-3319 FAX: 510-420-9170 E-MAIL: pschaefer@craworld.com; iradon@craworld.com

LOG CODE:  
CRAW

TURNAROUND TIME (CALENDAR DAYS):  
 STANDARD (14 DAY) 
  5 DAYS 
  3 DAYS 
  2 DAYS 
  24 HOURS 
  RESULTS NEEDED ON WEEKEND

LA - RWQCB REPORT FORMAT  UST AGENCY:

SITE ADDRESS: Street and City  
4212 First Street, Pleasanton

State: CA GLOBAL ID NO.: RO0000360

EDF DELIVERABLE TO (Name, Company, Office Location):  
Brenda Carter, CRA, Emeryville

PHONE NO.: 510-420-0700

E-MAIL: jameryvill@edf@craworld.com

CONSULTANT PROJECT NO.: 240523-2013-05

SAMPLER NAME(S) (Print ID):  
Timothy Dias

LAB USE ONLY

SPECIAL INSTRUCTIONS OR NOTES :

Copy of final report to Shell.Lab.Billing@craworld.com;  
iradon@craworld.com; mlundberg@craworld.com;  
pschaefer@craworld.com

SHELL CONTRACT RATE APPLIES  
 STATE REIMBURSEMENT RATE APPLIES  
 EDD NOT NEEDED  
 RECEIPT VERIFICATION REQUESTED

Field Sample Identification	SAMPLING		MATRIX	PRESERVATIVE					NO. OF CONT.	TPH - GRO, Purgeable (8260B)	BTEX + MTBE + TBA (8260B)	CH4 by SCAQMD 26.3 (M)	TEMPERATURE ON RECEIPT °C
	DATE	TIME		HCL	HNO3	H2SO4	NONE	OTHER					
SVE-4	4-5	12:00	VAPOR				X		X	X			
EW-2	4-5	12:05	↓						X	X			
SVE-4	4-5	16:50	↓						X	X			
EW-2	4-5	16:45	↓						X	X			

LAB USE ONLY

Relinquished by: (Signature) <i>Timothy Dias</i>	Received by: (Signature) <i>[Signature]</i>	Date: 4-5-13	Time: 1708
Relinquished by: (Signature) <i>[Signature]</i>	Received by: (Signature) <i>[Signature]</i>	Date: 4/6/13	Time: 1000
Relinquished by: (Signature)	Received by: (Signature)	Date:	Time:

4/9/2013

05/2006 Revision

22.0 RT



## Login Sample Receipt Checklist

Client: Conestoga-Rovers & Associates, Inc.

Job Number: 440-42976-1

**Login Number: 42976**

**List Number: 1**

**Creator: Perez, Angel**

**List Source: TestAmerica Irvine**

Question	Answer	Comment
Radioactivity wasn't checked or is <=/ background as measured by a survey meter.	N/A	
The cooler's custody seal, if present, is intact.	N/A	
Sample custody seals, if present, are intact.	N/A	
The cooler or samples do not appear to have been compromised or tampered with.	N/A	
Samples were received on ice.	N/A	
Cooler Temperature is acceptable.	True	
Cooler Temperature is recorded.	True	
COC is present.	True	
COC is filled out in ink and legible.	True	
COC is filled out with all pertinent information.	True	
Is the Field Sampler's name present on COC?	True	Timothy Dias
There are no discrepancies between the containers received and the COC.	True	
Samples are received within Holding Time.	True	
Sample containers have legible labels.	True	
Containers are not broken or leaking.	True	
Sample collection date/times are provided.	True	
Appropriate sample containers are used.	True	
Sample bottles are completely filled.	True	
Sample Preservation Verified.	N/A	
There is sufficient vol. for all requested analyses, incl. any requested MS/MSDs	True	
Containers requiring zero headspace have no headspace or bubble is <6mm (1/4").	N/A	
Multiphasic samples are not present.	N/A	
Samples do not require splitting or compositing.	N/A	
Residual Chlorine Checked.	N/A	

# TestAmerica

THE LEADER IN ENVIRONMENTAL TESTING

## ANALYTICAL REPORT

TestAmerica Laboratories, Inc.

TestAmerica Irvine

17461 Derian Ave

Suite 100

Irvine, CA 92614-5817

Tel: (949)261-1022

TestAmerica Job ID: 440-43152-1

Client Project/Site: 4212 First St., Pleasanton, CA

For:

Conestoga-Rovers & Associates, Inc.

5900 Hollis Street

Suite A

Emeryville, California 94608

Attn: Peter Schaefer



Authorized for release by:

4/12/2013 2:08:02 PM

Philip Sanelle

Project Manager I

[philip.sanelle@testamericainc.com](mailto:philip.sanelle@testamericainc.com)

### LINKS

Review your project  
results through

TotalAccess

Have a Question?



Visit us at:

[www.testamericainc.com](http://www.testamericainc.com)

*The test results in this report meet all 2003 NELAC and 2009 TNI requirements for accredited parameters, exceptions are noted in this report. This report may not be reproduced except in full, and with written approval from the laboratory. For questions please contact the Project Manager at the e-mail address or telephone number listed on this page.*

*This report has been electronically signed and authorized by the signatory. Electronic signature is intended to be the legally binding equivalent of a traditionally handwritten signature.*

*Results relate only to the items tested and the sample(s) as received by the laboratory.*

1

2

3

4

5

6

7

8

9

10

11

12

13



# Table of Contents

Cover Page . . . . .	1
Table of Contents . . . . .	2
Sample Summary . . . . .	3
Case Narrative . . . . .	4
Client Sample Results . . . . .	5
Method Summary . . . . .	8
Chronicle . . . . .	9
QC Sample Results . . . . .	10
QC Association . . . . .	13
Definitions . . . . .	14
Certification Summary . . . . .	15
Chain of Custody . . . . .	16
Receipt Checklists . . . . .	17

# Sample Summary

Client: Conestoga-Rovers & Associates, Inc.  
Project/Site: 4212 First St., Pleasanton, CA

TestAmerica Job ID: 440-43152-1

Lab Sample ID	Client Sample ID	Matrix	Collected	Received
440-43152-1	SVE-2	Air	04/08/13 11:40	04/09/13 10:05
440-43152-2	SVE-3	Air	04/08/13 11:35	04/09/13 10:05
440-43152-3	SVE-2	Air	04/08/13 15:35	04/09/13 10:05
440-43152-4	SVE-3	Air	04/08/13 15:40	04/09/13 10:05

1

2

3

4

5

6

7

8

9

10

11

12

13

## Case Narrative

Client: Conestoga-Rovers & Associates, Inc.  
Project/Site: 4212 First St., Pleasanton, CA

TestAmerica Job ID: 440-43152-1

---

**Job ID: 440-43152-1**

---

**Laboratory: TestAmerica Irvine**

---

### Narrative

**Job Narrative**  
**440-43152-1**

### Comments

No additional comments.

### Receipt

The samples were received on 4/9/2013 10:05 AM; the samples arrived in good condition, properly preserved and, where required, on ice. The temperature of the cooler at receipt was 22.0° C.

### GC/MS VOA

No analytical or quality issues were noted.

### VOA Prep

No analytical or quality issues were noted.

- 1
- 2
- 3
- 4
- 5
- 6
- 7
- 8
- 9
- 10
- 11
- 12
- 13

# Client Sample Results

Client: Conestoga-Rovers & Associates, Inc.  
 Project/Site: 4212 First St., Pleasanton, CA

TestAmerica Job ID: 440-43152-1

**Client Sample ID: SVE-2**

**Lab Sample ID: 440-43152-1**

Date Collected: 04/08/13 11:40

Matrix: Air

Date Received: 04/09/13 10:05

Sample Container: Tedlar Bag 1L

**Method: 8260B/CA\_LUFTMS - Volatile Organic Compounds by GC/MS**

Analyte	Result	Qualifier	RL	MDL	Unit	D	Prepared	Analyzed	Dil Fac
<b>Volatile Fuel Hydrocarbons (C4-C12)</b>	<b>1600</b>		100		mg/m3			04/10/13 13:06	1

Analyte	Result	Qualifier	RL	MDL	Unit	D	Prepared	Analyzed	Dil Fac
<b>Volatile Fuel Hydrocarbons (C4-C12)</b>	<b>400</b>		24		ppm v/v			04/10/13 13:06	1

Surrogate	%Recovery	Qualifier	Limits	Prepared	Analyzed	Dil Fac
Dibromofluoromethane (Surr)	99		80 - 120		04/10/13 13:06	1
4-Bromofluorobenzene (Surr)	103		80 - 120		04/10/13 13:06	1
Toluene-d8 (Surr)	105		80 - 120		04/10/13 13:06	1

**Method: 8260B - Volatile Organic Compounds (GC/MS)**

Analyte	Result	Qualifier	RL	MDL	Unit	D	Prepared	Analyzed	Dil Fac
Benzene	ND		2.0		mg/m3			04/10/13 13:06	1
<b>Ethylbenzene</b>	<b>13</b>		2.0		mg/m3			04/10/13 13:06	1
Methyl-t-Butyl Ether (MTBE)	ND		2.0		mg/m3			04/10/13 13:06	1
Toluene	ND		2.0		mg/m3			04/10/13 13:06	1
<b>Xylenes, Total</b>	<b>44</b>		6.0		mg/m3			04/10/13 13:06	1
tert-Butyl alcohol (TBA)	ND		200		mg/m3			04/10/13 13:06	1

Analyte	Result	Qualifier	RL	MDL	Unit	D	Prepared	Analyzed	Dil Fac
Benzene	ND		0.63		ppm v/v			04/10/13 13:06	1
<b>Ethylbenzene</b>	<b>3.0</b>		0.46		ppm v/v			04/10/13 13:06	1
Methyl-t-Butyl Ether (MTBE)	ND		0.55		ppm v/v			04/10/13 13:06	1
Toluene	ND		0.53		ppm v/v			04/10/13 13:06	1
<b>Xylenes, Total</b>	<b>10</b>		1.4		ppm v/v			04/10/13 13:06	1
tert-Butyl alcohol (TBA)	ND		66		ppm v/v			04/10/13 13:06	1

Surrogate	%Recovery	Qualifier	Limits	Prepared	Analyzed	Dil Fac
4-Bromofluorobenzene (Surr)	103		80 - 120		04/10/13 13:06	1
Dibromofluoromethane (Surr)	99		80 - 120		04/10/13 13:06	1
Toluene-d8 (Surr)	105		80 - 120		04/10/13 13:06	1

**Client Sample ID: SVE-3**

**Lab Sample ID: 440-43152-2**

Date Collected: 04/08/13 11:35

Matrix: Air

Date Received: 04/09/13 10:05

Sample Container: Tedlar Bag 1L

**Method: 8260B/CA\_LUFTMS - Volatile Organic Compounds by GC/MS**

Analyte	Result	Qualifier	RL	MDL	Unit	D	Prepared	Analyzed	Dil Fac
<b>Volatile Fuel Hydrocarbons (C4-C12)</b>	<b>870</b>		100		mg/m3			04/10/13 13:35	1

Analyte	Result	Qualifier	RL	MDL	Unit	D	Prepared	Analyzed	Dil Fac
<b>Volatile Fuel Hydrocarbons (C4-C12)</b>	<b>210</b>		24		ppm v/v			04/10/13 13:35	1

Surrogate	%Recovery	Qualifier	Limits	Prepared	Analyzed	Dil Fac
Dibromofluoromethane (Surr)	99		80 - 120		04/10/13 13:35	1
4-Bromofluorobenzene (Surr)	102		80 - 120		04/10/13 13:35	1
Toluene-d8 (Surr)	104		80 - 120		04/10/13 13:35	1

TestAmerica Irvine



# Client Sample Results

Client: Conestoga-Rovers & Associates, Inc.  
Project/Site: 4212 First St., Pleasanton, CA

TestAmerica Job ID: 440-43152-1

**Client Sample ID: SVE-3**

**Lab Sample ID: 440-43152-2**

Date Collected: 04/08/13 11:35

Matrix: Air

Date Received: 04/09/13 10:05

Sample Container: Tedlar Bag 1L

**Method: 8260B - Volatile Organic Compounds (GC/MS)**

Analyte	Result	Qualifier	RL	MDL	Unit	D	Prepared	Analyzed	Dil Fac
Benzene	ND		2.0		mg/m3			04/10/13 13:35	1
<b>Ethylbenzene</b>	<b>2.8</b>		2.0		mg/m3			04/10/13 13:35	1
Methyl-t-Butyl Ether (MTBE)	ND		2.0		mg/m3			04/10/13 13:35	1
Toluene	ND		2.0		mg/m3			04/10/13 13:35	1
<b>Xylenes, Total</b>	<b>7.5</b>		6.0		mg/m3			04/10/13 13:35	1
tert-Butyl alcohol (TBA)	ND		200		mg/m3			04/10/13 13:35	1

Analyte	Result	Qualifier	RL	MDL	Unit	D	Prepared	Analyzed	Dil Fac
Benzene	ND		0.63		ppm v/v			04/10/13 13:35	1
<b>Ethylbenzene</b>	<b>0.63</b>		0.46		ppm v/v			04/10/13 13:35	1
Methyl-t-Butyl Ether (MTBE)	ND		0.55		ppm v/v			04/10/13 13:35	1
Toluene	ND		0.53		ppm v/v			04/10/13 13:35	1
<b>Xylenes, Total</b>	<b>1.7</b>		1.4		ppm v/v			04/10/13 13:35	1
tert-Butyl alcohol (TBA)	ND		66		ppm v/v			04/10/13 13:35	1

Surrogate	%Recovery	Qualifier	Limits	Prepared	Analyzed	Dil Fac
4-Bromofluorobenzene (Surr)	102		80 - 120		04/10/13 13:35	1
Dibromofluoromethane (Surr)	99		80 - 120		04/10/13 13:35	1
Toluene-d8 (Surr)	104		80 - 120		04/10/13 13:35	1

**Client Sample ID: SVE-2**

**Lab Sample ID: 440-43152-3**

Date Collected: 04/08/13 15:35

Matrix: Air

Date Received: 04/09/13 10:05

Sample Container: Tedlar Bag 1L

**Method: 8260B/CA\_LUFTMS - Volatile Organic Compounds by GC/MS**

Analyte	Result	Qualifier	RL	MDL	Unit	D	Prepared	Analyzed	Dil Fac
<b>Volatile Fuel Hydrocarbons (C4-C12)</b>	<b>2000</b>		100		mg/m3			04/10/13 14:05	1

Analyte	Result	Qualifier	RL	MDL	Unit	D	Prepared	Analyzed	Dil Fac
<b>Volatile Fuel Hydrocarbons (C4-C12)</b>	<b>490</b>		24		ppm v/v			04/10/13 14:05	1

Surrogate	%Recovery	Qualifier	Limits	Prepared	Analyzed	Dil Fac
Dibromofluoromethane (Surr)	97		80 - 120		04/10/13 14:05	1
4-Bromofluorobenzene (Surr)	104		80 - 120		04/10/13 14:05	1
Toluene-d8 (Surr)	108		80 - 120		04/10/13 14:05	1

**Method: 8260B - Volatile Organic Compounds (GC/MS)**

Analyte	Result	Qualifier	RL	MDL	Unit	D	Prepared	Analyzed	Dil Fac
<b>Benzene</b>	<b>2.6</b>		2.0		mg/m3			04/10/13 14:05	1
<b>Ethylbenzene</b>	<b>17</b>		2.0		mg/m3			04/10/13 14:05	1
Methyl-t-Butyl Ether (MTBE)	ND		2.0		mg/m3			04/10/13 14:05	1
Toluene	ND		2.0		mg/m3			04/10/13 14:05	1
<b>Xylenes, Total</b>	<b>61</b>		6.0		mg/m3			04/10/13 14:05	1
tert-Butyl alcohol (TBA)	ND		200		mg/m3			04/10/13 14:05	1

Analyte	Result	Qualifier	RL	MDL	Unit	D	Prepared	Analyzed	Dil Fac
<b>Benzene</b>	<b>0.80</b>		0.63		ppm v/v			04/10/13 14:05	1
<b>Ethylbenzene</b>	<b>3.9</b>		0.46		ppm v/v			04/10/13 14:05	1
Methyl-t-Butyl Ether (MTBE)	ND		0.55		ppm v/v			04/10/13 14:05	1

TestAmerica Irvine

# Client Sample Results

Client: Conestoga-Rovers & Associates, Inc.  
Project/Site: 4212 First St., Pleasanton, CA

TestAmerica Job ID: 440-43152-1

## Client Sample ID: SVE-2

Lab Sample ID: 440-43152-3

Date Collected: 04/08/13 15:35

Matrix: Air

Date Received: 04/09/13 10:05

Sample Container: Tedlar Bag 1L

### Method: 8260B - Volatile Organic Compounds (GC/MS) (Continued)

Analyte	Result	Qualifier	RL	MDL	Unit	D	Prepared	Analyzed	Dil Fac
Toluene	ND		0.53		ppm v/v			04/10/13 14:05	1
<b>Xylenes, Total</b>	<b>14</b>		1.4		ppm v/v			04/10/13 14:05	1
tert-Butyl alcohol (TBA)	ND		66		ppm v/v			04/10/13 14:05	1
<b>Surrogate</b>	<b>%Recovery</b>	<b>Qualifier</b>	<b>Limits</b>				<b>Prepared</b>	<b>Analyzed</b>	<b>Dil Fac</b>
4-Bromofluorobenzene (Surr)	104		80 - 120					04/10/13 14:05	1
Dibromofluoromethane (Surr)	97		80 - 120					04/10/13 14:05	1
Toluene-d8 (Surr)	108		80 - 120					04/10/13 14:05	1

## Client Sample ID: SVE-3

Lab Sample ID: 440-43152-4

Date Collected: 04/08/13 15:40

Matrix: Air

Date Received: 04/09/13 10:05

Sample Container: Tedlar Bag 1L

### Method: 8260B/CA\_LUFTMS - Volatile Organic Compounds by GC/MS

Analyte	Result	Qualifier	RL	MDL	Unit	D	Prepared	Analyzed	Dil Fac
<b>Volatile Fuel Hydrocarbons (C4-C12)</b>	<b>430</b>		100		mg/m3			04/10/13 14:34	1
<b>Analyte</b>	<b>Result</b>	<b>Qualifier</b>	<b>RL</b>	<b>MDL</b>	<b>Unit</b>	<b>D</b>	<b>Prepared</b>	<b>Analyzed</b>	<b>Dil Fac</b>
<b>Volatile Fuel Hydrocarbons (C4-C12)</b>	<b>110</b>		24		ppm v/v			04/10/13 14:34	1
<b>Surrogate</b>	<b>%Recovery</b>	<b>Qualifier</b>	<b>Limits</b>				<b>Prepared</b>	<b>Analyzed</b>	<b>Dil Fac</b>
Dibromofluoromethane (Surr)	97		80 - 120					04/10/13 14:34	1
4-Bromofluorobenzene (Surr)	103		80 - 120					04/10/13 14:34	1
Toluene-d8 (Surr)	107		80 - 120					04/10/13 14:34	1

### Method: 8260B - Volatile Organic Compounds (GC/MS)

Analyte	Result	Qualifier	RL	MDL	Unit	D	Prepared	Analyzed	Dil Fac
Benzene	ND		2.0		mg/m3			04/10/13 14:34	1
Ethylbenzene	ND		2.0		mg/m3			04/10/13 14:34	1
Methyl-t-Butyl Ether (MTBE)	ND		2.0		mg/m3			04/10/13 14:34	1
Toluene	ND		2.0		mg/m3			04/10/13 14:34	1
Xylenes, Total	ND		6.0		mg/m3			04/10/13 14:34	1
tert-Butyl alcohol (TBA)	ND		200		mg/m3			04/10/13 14:34	1
<b>Analyte</b>	<b>Result</b>	<b>Qualifier</b>	<b>RL</b>	<b>MDL</b>	<b>Unit</b>	<b>D</b>	<b>Prepared</b>	<b>Analyzed</b>	<b>Dil Fac</b>
Benzene	ND		0.63		ppm v/v			04/10/13 14:34	1
Ethylbenzene	ND		0.46		ppm v/v			04/10/13 14:34	1
Methyl-t-Butyl Ether (MTBE)	ND		0.55		ppm v/v			04/10/13 14:34	1
Toluene	ND		0.53		ppm v/v			04/10/13 14:34	1
Xylenes, Total	ND		1.4		ppm v/v			04/10/13 14:34	1
tert-Butyl alcohol (TBA)	ND		66		ppm v/v			04/10/13 14:34	1
<b>Surrogate</b>	<b>%Recovery</b>	<b>Qualifier</b>	<b>Limits</b>				<b>Prepared</b>	<b>Analyzed</b>	<b>Dil Fac</b>
4-Bromofluorobenzene (Surr)	103		80 - 120					04/10/13 14:34	1
Dibromofluoromethane (Surr)	97		80 - 120					04/10/13 14:34	1
Toluene-d8 (Surr)	107		80 - 120					04/10/13 14:34	1

TestAmerica Irvine

# Method Summary

Client: Conestoga-Rovers & Associates, Inc.  
Project/Site: 4212 First St., Pleasanton, CA

TestAmerica Job ID: 440-43152-1

Method	Method Description	Protocol	Laboratory
8260B	Volatile Organic Compounds (GC/MS)	SW846	TAL IRV
8260B/CA_LUFTM S	Volatile Organic Compounds by GC/MS	SW846	TAL IRV

**Protocol References:**

SW846 = "Test Methods For Evaluating Solid Waste, Physical/Chemical Methods", Third Edition, November 1986 And Its Updates.

**Laboratory References:**

TAL IRV = TestAmerica Irvine, 17461 Derian Ave, Suite 100, Irvine, CA 92614-5817, TEL (949)261-1022



# Lab Chronicle

Client: Conestoga-Rovers & Associates, Inc.  
Project/Site: 4212 First St., Pleasanton, CA

TestAmerica Job ID: 440-43152-1

## Client Sample ID: SVE-2

Date Collected: 04/08/13 11:40

Date Received: 04/09/13 10:05

## Lab Sample ID: 440-43152-1

Matrix: Air

Prep Type	Batch Type	Batch Method	Run	Dil Factor	Initial Amount	Final Amount	Batch Number	Prepared or Analyzed	Analyst	Lab
Total/NA	Analysis	8260B		1	5 cc	10 mL	97234	04/10/13 13:06	TN	TAL IRV
Total/NA	Analysis	8260B/CA_LUFTMS		1	5 cc	10 mL	97235	04/10/13 13:06	TN	TAL IRV

## Client Sample ID: SVE-3

Date Collected: 04/08/13 11:35

Date Received: 04/09/13 10:05

## Lab Sample ID: 440-43152-2

Matrix: Air

Prep Type	Batch Type	Batch Method	Run	Dil Factor	Initial Amount	Final Amount	Batch Number	Prepared or Analyzed	Analyst	Lab
Total/NA	Analysis	8260B		1	5 cc	10 mL	97234	04/10/13 13:35	TN	TAL IRV
Total/NA	Analysis	8260B/CA_LUFTMS		1	5 cc	10 mL	97235	04/10/13 13:35	TN	TAL IRV

## Client Sample ID: SVE-2

Date Collected: 04/08/13 15:35

Date Received: 04/09/13 10:05

## Lab Sample ID: 440-43152-3

Matrix: Air

Prep Type	Batch Type	Batch Method	Run	Dil Factor	Initial Amount	Final Amount	Batch Number	Prepared or Analyzed	Analyst	Lab
Total/NA	Analysis	8260B		1	5 cc	10 mL	97234	04/10/13 14:05	TN	TAL IRV
Total/NA	Analysis	8260B/CA_LUFTMS		1	5 cc	10 mL	97235	04/10/13 14:05	TN	TAL IRV

## Client Sample ID: SVE-3

Date Collected: 04/08/13 15:40

Date Received: 04/09/13 10:05

## Lab Sample ID: 440-43152-4

Matrix: Air

Prep Type	Batch Type	Batch Method	Run	Dil Factor	Initial Amount	Final Amount	Batch Number	Prepared or Analyzed	Analyst	Lab
Total/NA	Analysis	8260B		1	5 cc	10 mL	97234	04/10/13 14:34	TN	TAL IRV
Total/NA	Analysis	8260B/CA_LUFTMS		1	5 cc	10 mL	97235	04/10/13 14:34	TN	TAL IRV

### Laboratory References:

TAL IRV = TestAmerica Irvine, 17461 Derian Ave, Suite 100, Irvine, CA 92614-5817, TEL (949)261-1022

# QC Sample Results

Client: Conestoga-Rovers & Associates, Inc.  
Project/Site: 4212 First St., Pleasanton, CA

TestAmerica Job ID: 440-43152-1

## Method: 8260B - Volatile Organic Compounds (GC/MS)

Lab Sample ID: MB 440-97234/8

Matrix: Air

Analysis Batch: 97234

Client Sample ID: Method Blank

Prep Type: Total/NA

Analyte	MB Result	MB Qualifier	RL	MDL	Unit	D	Prepared	Analyzed	Dil Fac
Benzene	ND		2.0		mg/m3			04/10/13 09:35	1
Ethylbenzene	ND		2.0		mg/m3			04/10/13 09:35	1
Methyl-t-Butyl Ether (MTBE)	ND		2.0		mg/m3			04/10/13 09:35	1
Toluene	ND		2.0		mg/m3			04/10/13 09:35	1
Xylenes, Total	ND		6.0		mg/m3			04/10/13 09:35	1
tert-Butyl alcohol (TBA)	ND		200		mg/m3			04/10/13 09:35	1

Analyte	MB Result	MB Qualifier	RL	MDL	Unit	D	Prepared	Analyzed	Dil Fac
Benzene	ND		0.63		ppm v/v			04/10/13 09:35	1
Ethylbenzene	ND		0.46		ppm v/v			04/10/13 09:35	1
Methyl-t-Butyl Ether (MTBE)	ND		0.55		ppm v/v			04/10/13 09:35	1
Toluene	ND		0.53		ppm v/v			04/10/13 09:35	1
Xylenes, Total	ND		1.4		ppm v/v			04/10/13 09:35	1
tert-Butyl alcohol (TBA)	ND		66		ppm v/v			04/10/13 09:35	1

Surrogate	MB %Recovery	MB Qualifier	Limits	Prepared	Analyzed	Dil Fac
4-Bromofluorobenzene (Surr)	101		80 - 120		04/10/13 09:35	1
Dibromofluoromethane (Surr)	100		80 - 120		04/10/13 09:35	1
Toluene-d8 (Surr)	105		80 - 120		04/10/13 09:35	1

Lab Sample ID: LCS 440-97234/6

Matrix: Air

Analysis Batch: 97234

Client Sample ID: Lab Control Sample

Prep Type: Total/NA

Analyte	Spike Added	LCS Result	LCS Qualifier	Unit	D	%Rec	%Rec. Limits
Benzene	25.0	25.7		mg/m3		103	70 - 120
Ethylbenzene	25.0	26.4		mg/m3		106	75 - 125
m,p-Xylene	50.0	55.4		mg/m3		111	75 - 125
Methyl-t-Butyl Ether (MTBE)	25.0	25.2		mg/m3		101	60 - 135
o-Xylene	25.0	28.2		mg/m3		113	75 - 125
Toluene	25.0	26.8		mg/m3		107	70 - 120
tert-Butyl alcohol (TBA)	125	131		mg/m3		105	70 - 135

Analyte	Spike Added	LCS Result	LCS Qualifier	Unit	D	%Rec	%Rec. Limits
Benzene	7.8	8.04		ppm v/v		103	70 - 120
Ethylbenzene	5.8	6.09		ppm v/v		106	75 - 125
m,p-Xylene	12	12.8		ppm v/v		111	75 - 125
Methyl-t-Butyl Ether (MTBE)	6.9	7.00		ppm v/v		101	60 - 135
o-Xylene	5.8	6.50		ppm v/v		113	75 - 125
Toluene	6.6	7.10		ppm v/v		107	70 - 120
tert-Butyl alcohol (TBA)	41	43.2		ppm v/v		105	70 - 135

Surrogate	LCS %Recovery	LCS Qualifier	Limits
4-Bromofluorobenzene (Surr)	102		80 - 120
Dibromofluoromethane (Surr)	103		80 - 120
Toluene-d8 (Surr)	106		80 - 120

TestAmerica Irvine

# QC Sample Results

Client: Conestoga-Rovers & Associates, Inc.  
Project/Site: 4212 First St., Pleasanton, CA

TestAmerica Job ID: 440-43152-1

## Method: 8260B - Volatile Organic Compounds (GC/MS) (Continued)

**Lab Sample ID: 440-43212-A-1 DU**

**Matrix: Air**

**Analysis Batch: 97234**

**Client Sample ID: Duplicate**

**Prep Type: Total/NA**

Analyte	Sample Result	Sample Qualifier	DU Result	DU Qualifier	Unit	D	RPD	Limit
Benzene	ND		ND		mg/m3		NC	20
Ethylbenzene	ND		ND		mg/m3		NC	20
Methyl-t-Butyl Ether (MTBE)	ND		ND		mg/m3		NC	25
Toluene	ND		ND		mg/m3		NC	20
Xylenes, Total	ND		ND		mg/m3		NC	20
tert-Butyl alcohol (TBA)	ND		ND		mg/m3		NC	20

Analyte	Sample Result	Sample Qualifier	DU Result	DU Qualifier	Unit	D	RPD	Limit
Benzene	ND		ND		ppm v/v		NC	20
Ethylbenzene	ND		ND		ppm v/v		NC	20
Methyl-t-Butyl Ether (MTBE)	ND		ND		ppm v/v		NC	25
Toluene	ND		ND		ppm v/v		NC	20
Xylenes, Total	ND		ND		ppm v/v		NC	20
tert-Butyl alcohol (TBA)	ND		ND		ppm v/v		NC	20

Surrogate	%Recovery	DU Qualifier	Limits
4-Bromofluorobenzene (Surr)	99		80 - 120
Dibromofluoromethane (Surr)	97		80 - 120
Toluene-d8 (Surr)	104		80 - 120

## Method: 8260B/CA\_LUFTMS - Volatile Organic Compounds by GC/MS

**Lab Sample ID: MB 440-97235/8**

**Matrix: Air**

**Analysis Batch: 97235**

**Client Sample ID: Method Blank**

**Prep Type: Total/NA**

Analyte	MB Result	MB Qualifier	RL	MDL	Unit	D	Prepared	Analyzed	Dil Fac
Volatile Fuel Hydrocarbons (C4-C12)	ND		100		mg/m3			04/10/13 09:35	1

Analyte	MB Result	MB Qualifier	RL	MDL	Unit	D	Prepared	Analyzed	Dil Fac
Volatile Fuel Hydrocarbons (C4-C12)	ND		24		ppm v/v			04/10/13 09:35	1

Surrogate	%Recovery	MB Qualifier	Limits	Prepared	Analyzed	Dil Fac
Dibromofluoromethane (Surr)	100		80 - 120		04/10/13 09:35	1
4-Bromofluorobenzene (Surr)	101		80 - 120		04/10/13 09:35	1
Toluene-d8 (Surr)	105		80 - 120		04/10/13 09:35	1

**Lab Sample ID: LCS 440-97235/7**

**Matrix: Air**

**Analysis Batch: 97235**

**Client Sample ID: Lab Control Sample**

**Prep Type: Total/NA**

Analyte	Spike Added	LCS Result	LCS Qualifier	Unit	D	%Rec	%Rec. Limits
Volatile Fuel Hydrocarbons (C4-C12)	500	609		mg/m3		122	55 - 130

Analyte	Spike Added	LCS Result	LCS Qualifier	Unit	D	%Rec	%Rec. Limits
Volatile Fuel Hydrocarbons (C4-C12)	120	149		ppm v/v		122	55 - 130

TestAmerica Irvine

# QC Sample Results

Client: Conestoga-Rovers & Associates, Inc.  
 Project/Site: 4212 First St., Pleasanton, CA

TestAmerica Job ID: 440-43152-1

## Method: 8260B/CA\_LUFTMS - Volatile Organic Compounds by GC/MS (Continued)

**Lab Sample ID: LCS 440-97235/7**

**Matrix: Air**

**Analysis Batch: 97235**

**Client Sample ID: Lab Control Sample**

**Prep Type: Total/NA**

<i>Surrogate</i>	<i>LCS</i>		<i>Limits</i>
	<i>%Recovery</i>	<i>Qualifier</i>	
<i>Dibromofluoromethane (Surr)</i>	100		80 - 120
<i>4-Bromofluorobenzene (Surr)</i>	102		80 - 120
<i>Toluene-d8 (Surr)</i>	107		80 - 120

**Lab Sample ID: 440-43212-A-1 DU**

**Matrix: Air**

**Analysis Batch: 97235**

**Client Sample ID: Duplicate**

**Prep Type: Total/NA**

<i>Analyte</i>	<i>Sample</i>	<i>Sample</i>	<i>DU</i>	<i>DU</i>	<i>Unit</i>	<i>D</i>	<i>RPD</i>	<i>Limit</i>
	<i>Result</i>	<i>Qualifier</i>	<i>Result</i>	<i>Qualifier</i>				
Volatile Fuel Hydrocarbons (C4-C12)	ND		ND		mg/m3		NC	20

<i>Analyte</i>	<i>Sample</i>	<i>Sample</i>	<i>DU</i>	<i>DU</i>	<i>Unit</i>	<i>D</i>	<i>RPD</i>	<i>Limit</i>
	<i>Result</i>	<i>Qualifier</i>	<i>Result</i>	<i>Qualifier</i>				
Volatile Fuel Hydrocarbons (C4-C12)	ND		ND		ppm v/v		NC	20

<i>Surrogate</i>	<i>DU</i>		<i>Limits</i>
	<i>%Recovery</i>	<i>Qualifier</i>	
<i>Dibromofluoromethane (Surr)</i>	97		80 - 120
<i>4-Bromofluorobenzene (Surr)</i>	99		80 - 120
<i>Toluene-d8 (Surr)</i>	104		80 - 120

# QC Association Summary

Client: Conestoga-Rovers & Associates, Inc.  
Project/Site: 4212 First St., Pleasanton, CA

TestAmerica Job ID: 440-43152-1

## GC/MS VOA

### Analysis Batch: 97234

Lab Sample ID	Client Sample ID	Prep Type	Matrix	Method	Prep Batch
440-43152-1	SVE-2	Total/NA	Air	8260B	
440-43152-2	SVE-3	Total/NA	Air	8260B	
440-43152-3	SVE-2	Total/NA	Air	8260B	
440-43152-4	SVE-3	Total/NA	Air	8260B	
440-43212-A-1 DU	Duplicate	Total/NA	Air	8260B	
LCS 440-97234/6	Lab Control Sample	Total/NA	Air	8260B	
MB 440-97234/8	Method Blank	Total/NA	Air	8260B	

### Analysis Batch: 97235

Lab Sample ID	Client Sample ID	Prep Type	Matrix	Method	Prep Batch
440-43152-1	SVE-2	Total/NA	Air	8260B/CA_LUFT MS	
440-43152-2	SVE-3	Total/NA	Air	8260B/CA_LUFT MS	
440-43152-3	SVE-2	Total/NA	Air	8260B/CA_LUFT MS	
440-43152-4	SVE-3	Total/NA	Air	8260B/CA_LUFT MS	
440-43212-A-1 DU	Duplicate	Total/NA	Air	8260B/CA_LUFT MS	
LCS 440-97235/7	Lab Control Sample	Total/NA	Air	8260B/CA_LUFT MS	
MB 440-97235/8	Method Blank	Total/NA	Air	8260B/CA_LUFT MS	



## Definitions/Glossary

Client: Conestoga-Rovers & Associates, Inc.  
Project/Site: 4212 First St., Pleasanton, CA

TestAmerica Job ID: 440-43152-1

### Glossary

Abbreviation	These commonly used abbreviations may or may not be present in this report.
▫	Listed under the "D" column to designate that the result is reported on a dry weight basis
%R	Percent Recovery
CNF	Contains no Free Liquid
DER	Duplicate error ratio (normalized absolute difference)
DL, RA, RE, IN	Indicates a Dilution, Re-analysis, Re-extraction, or additional Initial metals/anion analysis of the sample
DLC	Decision level concentration
MDA	Minimum detectable activity
EDL	Estimated Detection Limit
MDC	Minimum detectable concentration
MDL	Method Detection Limit
ML	Minimum Level (Dioxin)
ND	Not detected at the reporting limit (or MDL or EDL if shown)
PQL	Practical Quantitation Limit
QC	Quality Control
RER	Relative error ratio
RL	Reporting Limit or Requested Limit (Radiochemistry)
RPD	Relative Percent Difference, a measure of the relative difference between two points
TEF	Toxicity Equivalent Factor (Dioxin)
TEQ	Toxicity Equivalent Quotient (Dioxin)

# Certification Summary

Client: Conestoga-Rovers & Associates, Inc.  
Project/Site: 4212 First St., Pleasanton, CA

TestAmerica Job ID: 440-43152-1

## Laboratory: TestAmerica Irvine

All certifications held by this laboratory are listed. Not all certifications are applicable to this report.

Authority	Program	EPA Region	Certification ID	Expiration Date
Alaska	State Program	10	CA01531	06-30-13
Arizona	State Program	9	AZ0671	10-13-13
California	LA Cty Sanitation Districts	9	10256	01-31-14
California	NELAP	9	1108CA	01-31-14
California	State Program	9	2706	06-30-14
Guam	State Program	9	Cert. No. 12.002r	03-28-13 *
Hawaii	State Program	9	N/A	01-31-14
Nevada	State Program	9	CA015312007A	07-31-13
Northern Mariana Islands	State Program	9	MP0002	01-31-14
Oregon	NELAP	10	4005	09-12-13
USDA	Federal		P330-09-00080	06-06-14
USEPA UCMR	Federal	1	CA01531	01-31-15

\* Expired certification is currently pending renewal and is considered valid.

TestAmerica Irvine

LAB (LOCATION)

- CALSCIENCE ( )
- SPL ( )
- XENCO ( )
- TEST AMERICA ( )
- OTHER ( )



Shell Oil Products Chain Of Custody Record

440-43157

Please Check Appropriate Box:

<input type="checkbox"/> ENV. SERVICES	<input type="checkbox"/> MOTIVA RETAIL	<input type="checkbox"/> SHELL RETAIL
<input type="checkbox"/> MOTIVA SD&CM	<input checked="" type="checkbox"/> CONSULTANT	<input type="checkbox"/> LUBES
<input type="checkbox"/> SHELL PIPELINE	<input type="checkbox"/> OTHER _____	

Print Bill To Contact Name:  
Peter Schaefer 240523

PO # \_\_\_\_\_

INCIDENT # (ENV. SERVICES): 9 8 9 9 5 8 4 0

SAP # \_\_\_\_\_

CHECK IF NO INCIDENT # APPLIES

DATE: 4-8-2013

PAGE: 1 of 1

SAMPLING COMPANY: **Conestoga-Rovers & Associates**

LOG CODE: **CRAW**

ADDRESS: **5900 Hollis St, Suite A, Emeryville, CA 94608**

PROJECT CONTACT (Hardcopy or PDF Report to): **Peter Schaefer**

TELEPHONE: **510-420-3319** FAX: **510-420-9170** E-MAIL: **pschaefer@croworld.com; lraddon@croworld.com**

SITE ADDRESS: Street and City: **4212 First Street, Pleasanton** State: **CA** GLOBAL ID NO.: **RO0000360**

EDF DELIVERABLE TO (Name, Company, Office Location): **Brenda Carter, CRA, Emeryville** PHONE NO.: **510-420-0700** E-MAIL: **emeryvllcedf@croworld.com** CONSULTANT PROJECT NO.: **240523-2013-05**

SAMPLER NAME(S) (Print): **Timothy Dias**

TURNAROUND TIME (CALENDAR DAYS):  
 STANDARD (14 DAY)  5 DAYS  3 DAYS  2 DAYS  24 HOURS  RESULTS NEEDED ON WEEKEND

LA - RWQCB REPORT FORMAT  UST AGENCY:

REQUESTED ANALYSIS

SPECIAL INSTRUCTIONS OR NOTES :

Copy of final report to Shell.Lab.Billing@croworld.com;  
lraddon@croworld.com; mlundberg@croworld.com;  
pschaefer@croworld.com

SHELL CONTRACT RATE APPLIES  
 STATE REIMBURSEMENT RATE APPLIES  
 EDD NOT NEEDED  
 RECEIPT VERIFICATION REQUESTED

Field Sample Identification	SAMPLING		MATRIX	PRESERVATIVE					NO. OF CONT.	TPH -GRO, Purgeable (8260B)	BTX + MTBE + TBA (8260B)	CH4 by SCAQMD 25.3 (M)	TEMPERATURE ON RECEIPT °C
	DATE	TIME		HCL	HN03	H2O4	NONE	OTHER					
SVE-2	4/8	11:40	VAPOR						1	X	X		
SVE-3	4/8	11:35							1	X	X		
SVE-2	4/8	15:30							1	X	X		
SVE-3	4/8	15:00							1	X	X		

LAB USE ONLY:

Container PID Readings or Laboratory Notes

TEDLAR BAGS

Relinquished by: (Signature) <i>Timothy Dias</i>	Received by: (Signature) <i>David Meyer</i>	Date: 4/8	Time: 15:40
Relinquished by: (Signature) <i>David Meyer</i>	Received by: (Signature)	Date:	Time:
Relinquished by: (Signature)	Received by: (Signature) <i>Timothy Dias</i>	Date: 4/9/13	Time: 10:05

05/2006 Revision

220°

Page 6 of 7

4/12/2013



## Login Sample Receipt Checklist

Client: Conestoga-Rovers & Associates, Inc.

Job Number: 440-43152-1

**Login Number: 43152**

**List Number: 1**

**Creator: Soderblom, Tim**

**List Source: TestAmerica Irvine**

Question	Answer	Comment
Radioactivity wasn't checked or is <=/ background as measured by a survey meter.	True	
The cooler's custody seal, if present, is intact.	True	
Sample custody seals, if present, are intact.	True	
The cooler or samples do not appear to have been compromised or tampered with.	True	
Samples were received on ice.	N/A	
Cooler Temperature is acceptable.	True	
Cooler Temperature is recorded.	True	
COC is present.	True	
COC is filled out in ink and legible.	True	
COC is filled out with all pertinent information.	True	
Is the Field Sampler's name present on COC?	True	Timothy Dias
There are no discrepancies between the containers received and the COC.	True	
Samples are received within Holding Time.	True	
Sample containers have legible labels.	True	
Containers are not broken or leaking.	True	
Sample collection date/times are provided.	True	
Appropriate sample containers are used.	True	
Sample bottles are completely filled.	True	
Sample Preservation Verified.	N/A	
There is sufficient vol. for all requested analyses, incl. any requested MS/MSDs	True	
Containers requiring zero headspace have no headspace or bubble is <6mm (1/4").	N/A	
Multiphasic samples are not present.	N/A	
Samples do not require splitting or compositing.	N/A	
Residual Chlorine Checked.	N/A	

# TestAmerica

THE LEADER IN ENVIRONMENTAL TESTING

## ANALYTICAL REPORT

TestAmerica Laboratories, Inc.

TestAmerica Irvine

17461 Derian Ave

Suite 100

Irvine, CA 92614-5817

Tel: (949)261-1022

TestAmerica Job ID: 440-43299-1

Client Project/Site: 4212 First St., Pleasanton, CA

For:

Conestoga-Rovers & Associates, Inc.

5900 Hollis Street

Suite A

Emeryville, California 94608

Attn: Peter Schaefer



Authorized for release by:

4/11/2013 3:49:20 PM

Philip Sanelle

Project Manager I

[philip.sanelle@testamericainc.com](mailto:philip.sanelle@testamericainc.com)

### LINKS

Review your project  
results through

**TotalAccess**

Have a Question?



Visit us at:

[www.testamericainc.com](http://www.testamericainc.com)

*The test results in this report meet all 2003 NELAC and 2009 TNI requirements for accredited parameters, exceptions are noted in this report. This report may not be reproduced except in full, and with written approval from the laboratory. For questions please contact the Project Manager at the e-mail address or telephone number listed on this page.*

*This report has been electronically signed and authorized by the signatory. Electronic signature is intended to be the legally binding equivalent of a traditionally handwritten signature.*

*Results relate only to the items tested and the sample(s) as received by the laboratory.*

1

2

3

4

5

6

7

8

9

10

11

12

13



# Table of Contents

Cover Page . . . . .	1
Table of Contents . . . . .	2
Sample Summary . . . . .	3
Case Narrative . . . . .	4
Client Sample Results . . . . .	5
Method Summary . . . . .	8
Chronicle . . . . .	9
QC Sample Results . . . . .	10
QC Association . . . . .	13
Definitions . . . . .	14
Certification Summary . . . . .	15
Chain of Custody . . . . .	16
Receipt Checklists . . . . .	17

# Sample Summary

Client: Conestoga-Rovers & Associates, Inc.  
Project/Site: 4212 First St., Pleasanton, CA

TestAmerica Job ID: 440-43299-1

Lab Sample ID	Client Sample ID	Matrix	Collected	Received
440-43299-1	SVE-2	Air	04/09/13 09:30	04/10/13 09:40
440-43299-2	SVE-3	Air	04/09/13 09:35	04/10/13 09:40
440-43299-3	SVE-2	Air	04/09/13 16:20	04/10/13 09:40
440-43299-4	SVE-3	Air	04/09/13 16:25	04/10/13 09:40

1

2

3

4

5

6

7

8

9

10

11

12

13

## Case Narrative

Client: Conestoga-Rovers & Associates, Inc.  
Project/Site: 4212 First St., Pleasanton, CA

TestAmerica Job ID: 440-43299-1

---

**Job ID: 440-43299-1**

---

**Laboratory: TestAmerica Irvine**

---

**Narrative**

**Job Narrative**  
**440-43299-1**

**Comments**

No additional comments.

**Receipt**

The samples were received on 4/10/2013 9:40 AM; the samples arrived in good condition, properly preserved and, where required, on ice. The temperature of the cooler at receipt was 22.0° C.

**GC/MS VOA**

No analytical or quality issues were noted.

**VOA Prep**

No analytical or quality issues were noted.

- 1
- 2
- 3
- 4
- 5
- 6
- 7
- 8
- 9
- 10
- 11
- 12
- 13



# Client Sample Results

Client: Conestoga-Rovers & Associates, Inc.  
 Project/Site: 4212 First St., Pleasanton, CA

TestAmerica Job ID: 440-43299-1

**Client Sample ID: SVE-2**

**Lab Sample ID: 440-43299-1**

Date Collected: 04/09/13 09:30

Matrix: Air

Date Received: 04/10/13 09:40

Sample Container: Air Sample Bag - 1 L

**Method: 8260B/CA\_LUFTMS - Volatile Organic Compounds by GC/MS**

Analyte	Result	Qualifier	RL	MDL	Unit	D	Prepared	Analyzed	Dil Fac
<b>Volatile Fuel Hydrocarbons (C4-C12)</b>	<b>1900</b>		50		mg/m3			04/10/13 22:32	1

Analyte	Result	Qualifier	RL	MDL	Unit	D	Prepared	Analyzed	Dil Fac
<b>Volatile Fuel Hydrocarbons (C4-C12)</b>	<b>460</b>		12		ppm v/v			04/10/13 22:32	1

Surrogate	%Recovery	Qualifier	Limits	Prepared	Analyzed	Dil Fac
Dibromofluoromethane (Surr)	97		80 - 120		04/10/13 22:32	1
4-Bromofluorobenzene (Surr)	105		80 - 120		04/10/13 22:32	1
Toluene-d8 (Surr)	107		80 - 120		04/10/13 22:32	1

**Method: 8260B - Volatile Organic Compounds (GC/MS)**

Analyte	Result	Qualifier	RL	MDL	Unit	D	Prepared	Analyzed	Dil Fac
<b>Benzene</b>	<b>2.4</b>		1.0		mg/m3			04/10/13 22:32	1
<b>Ethylbenzene</b>	<b>17</b>		1.0		mg/m3			04/10/13 22:32	1
Methyl-t-Butyl Ether (MTBE)	ND		1.0		mg/m3			04/10/13 22:32	1
<b>Toluene</b>	<b>1.4</b>		1.0		mg/m3			04/10/13 22:32	1
<b>Xylenes, Total</b>	<b>60</b>		3.0		mg/m3			04/10/13 22:32	1
tert-Butyl alcohol (TBA)	ND		100		mg/m3			04/10/13 22:32	1

Analyte	Result	Qualifier	RL	MDL	Unit	D	Prepared	Analyzed	Dil Fac
<b>Benzene</b>	<b>0.75</b>		0.31		ppm v/v			04/10/13 22:32	1
<b>Ethylbenzene</b>	<b>3.9</b>		0.23		ppm v/v			04/10/13 22:32	1
Methyl-t-Butyl Ether (MTBE)	ND		0.28		ppm v/v			04/10/13 22:32	1
<b>Toluene</b>	<b>0.37</b>		0.27		ppm v/v			04/10/13 22:32	1
<b>Xylenes, Total</b>	<b>14</b>		0.69		ppm v/v			04/10/13 22:32	1
tert-Butyl alcohol (TBA)	ND		33		ppm v/v			04/10/13 22:32	1

Surrogate	%Recovery	Qualifier	Limits	Prepared	Analyzed	Dil Fac
4-Bromofluorobenzene (Surr)	105		80 - 120		04/10/13 22:32	1
Dibromofluoromethane (Surr)	97		80 - 120		04/10/13 22:32	1
Toluene-d8 (Surr)	107		80 - 120		04/10/13 22:32	1

**Client Sample ID: SVE-3**

**Lab Sample ID: 440-43299-2**

Date Collected: 04/09/13 09:35

Matrix: Air

Date Received: 04/10/13 09:40

Sample Container: Air Sample Bag - 1 L

**Method: 8260B/CA\_LUFTMS - Volatile Organic Compounds by GC/MS**

Analyte	Result	Qualifier	RL	MDL	Unit	D	Prepared	Analyzed	Dil Fac
<b>Volatile Fuel Hydrocarbons (C4-C12)</b>	<b>450</b>		50		mg/m3			04/10/13 23:30	1

Analyte	Result	Qualifier	RL	MDL	Unit	D	Prepared	Analyzed	Dil Fac
<b>Volatile Fuel Hydrocarbons (C4-C12)</b>	<b>110</b>		12		ppm v/v			04/10/13 23:30	1

Surrogate	%Recovery	Qualifier	Limits	Prepared	Analyzed	Dil Fac
Dibromofluoromethane (Surr)	100		80 - 120		04/10/13 23:30	1
4-Bromofluorobenzene (Surr)	103		80 - 120		04/10/13 23:30	1
Toluene-d8 (Surr)	107		80 - 120		04/10/13 23:30	1

TestAmerica Irvine

# Client Sample Results

Client: Conestoga-Rovers & Associates, Inc.  
 Project/Site: 4212 First St., Pleasanton, CA

TestAmerica Job ID: 440-43299-1

**Client Sample ID: SVE-3**

**Lab Sample ID: 440-43299-2**

Date Collected: 04/09/13 09:35

Matrix: Air

Date Received: 04/10/13 09:40

Sample Container: Air Sample Bag - 1 L

**Method: 8260B - Volatile Organic Compounds (GC/MS)**

Analyte	Result	Qualifier	RL	MDL	Unit	D	Prepared	Analyzed	Dil Fac
Benzene	ND		1.0		mg/m3			04/10/13 23:30	1
<b>Ethylbenzene</b>	<b>1.3</b>		1.0		mg/m3			04/10/13 23:30	1
Methyl-t-Butyl Ether (MTBE)	ND		1.0		mg/m3			04/10/13 23:30	1
Toluene	ND		1.0		mg/m3			04/10/13 23:30	1
<b>Xylenes, Total</b>	<b>3.2</b>		3.0		mg/m3			04/10/13 23:30	1
tert-Butyl alcohol (TBA)	ND		100		mg/m3			04/10/13 23:30	1

Analyte	Result	Qualifier	RL	MDL	Unit	D	Prepared	Analyzed	Dil Fac
Benzene	ND		0.31		ppm v/v			04/10/13 23:30	1
<b>Ethylbenzene</b>	<b>0.29</b>		0.23		ppm v/v			04/10/13 23:30	1
Methyl-t-Butyl Ether (MTBE)	ND		0.28		ppm v/v			04/10/13 23:30	1
Toluene	ND		0.27		ppm v/v			04/10/13 23:30	1
<b>Xylenes, Total</b>	<b>0.74</b>		0.69		ppm v/v			04/10/13 23:30	1
tert-Butyl alcohol (TBA)	ND		33		ppm v/v			04/10/13 23:30	1

Surrogate	%Recovery	Qualifier	Limits	Prepared	Analyzed	Dil Fac
4-Bromofluorobenzene (Surr)	103		80 - 120		04/10/13 23:30	1
Dibromofluoromethane (Surr)	100		80 - 120		04/10/13 23:30	1
Toluene-d8 (Surr)	107		80 - 120		04/10/13 23:30	1

**Client Sample ID: SVE-2**

**Lab Sample ID: 440-43299-3**

Date Collected: 04/09/13 16:20

Matrix: Air

Date Received: 04/10/13 09:40

Sample Container: Air Sample Bag - 1 L

**Method: 8260B/CA\_LUFTMS - Volatile Organic Compounds by GC/MS**

Analyte	Result	Qualifier	RL	MDL	Unit	D	Prepared	Analyzed	Dil Fac
<b>Volatile Fuel Hydrocarbons (C4-C12)</b>	<b>1800</b>		50		mg/m3			04/10/13 23:59	1

Analyte	Result	Qualifier	RL	MDL	Unit	D	Prepared	Analyzed	Dil Fac
<b>Volatile Fuel Hydrocarbons (C4-C12)</b>	<b>440</b>		12		ppm v/v			04/10/13 23:59	1

Surrogate	%Recovery	Qualifier	Limits	Prepared	Analyzed	Dil Fac
Dibromofluoromethane (Surr)	95		80 - 120		04/10/13 23:59	1
4-Bromofluorobenzene (Surr)	102		80 - 120		04/10/13 23:59	1
Toluene-d8 (Surr)	107		80 - 120		04/10/13 23:59	1

**Method: 8260B - Volatile Organic Compounds (GC/MS)**

Analyte	Result	Qualifier	RL	MDL	Unit	D	Prepared	Analyzed	Dil Fac
<b>Benzene</b>	<b>2.5</b>		1.0		mg/m3			04/10/13 23:59	1
<b>Ethylbenzene</b>	<b>17</b>		1.0		mg/m3			04/10/13 23:59	1
Methyl-t-Butyl Ether (MTBE)	ND		1.0		mg/m3			04/10/13 23:59	1
<b>Toluene</b>	<b>1.6</b>		1.0		mg/m3			04/10/13 23:59	1
<b>Xylenes, Total</b>	<b>62</b>		3.0		mg/m3			04/10/13 23:59	1
tert-Butyl alcohol (TBA)	ND		100		mg/m3			04/10/13 23:59	1

Analyte	Result	Qualifier	RL	MDL	Unit	D	Prepared	Analyzed	Dil Fac
<b>Benzene</b>	<b>0.78</b>		0.31		ppm v/v			04/10/13 23:59	1
<b>Ethylbenzene</b>	<b>4.0</b>		0.23		ppm v/v			04/10/13 23:59	1
Methyl-t-Butyl Ether (MTBE)	ND		0.28		ppm v/v			04/10/13 23:59	1

TestAmerica Irvine

# Client Sample Results

Client: Conestoga-Rovers & Associates, Inc.  
Project/Site: 4212 First St., Pleasanton, CA

TestAmerica Job ID: 440-43299-1

## Client Sample ID: SVE-2

Lab Sample ID: 440-43299-3

Date Collected: 04/09/13 16:20

Matrix: Air

Date Received: 04/10/13 09:40

Sample Container: Air Sample Bag - 1 L

### Method: 8260B - Volatile Organic Compounds (GC/MS) (Continued)

Analyte	Result	Qualifier	RL	MDL	Unit	D	Prepared	Analyzed	Dil Fac
Toluene	0.42		0.27		ppm v/v			04/10/13 23:59	1
Xylenes, Total	14		0.69		ppm v/v			04/10/13 23:59	1
tert-Butyl alcohol (TBA)	ND		33		ppm v/v			04/10/13 23:59	1
<b>Surrogate</b>	<b>%Recovery</b>	<b>Qualifier</b>	<b>Limits</b>				<b>Prepared</b>	<b>Analyzed</b>	<b>Dil Fac</b>
4-Bromofluorobenzene (Surr)	102		80 - 120					04/10/13 23:59	1
Dibromofluoromethane (Surr)	95		80 - 120					04/10/13 23:59	1
Toluene-d8 (Surr)	107		80 - 120					04/10/13 23:59	1

## Client Sample ID: SVE-3

Lab Sample ID: 440-43299-4

Date Collected: 04/09/13 16:25

Matrix: Air

Date Received: 04/10/13 09:40

Sample Container: Air Sample Bag - 1 L

### Method: 8260B/CA\_LUFTMS - Volatile Organic Compounds by GC/MS

Analyte	Result	Qualifier	RL	MDL	Unit	D	Prepared	Analyzed	Dil Fac
Volatile Fuel Hydrocarbons (C4-C12)	320		50		mg/m3			04/11/13 00:29	1
<b>Analyte</b>	<b>Result</b>	<b>Qualifier</b>	<b>RL</b>	<b>MDL</b>	<b>Unit</b>	<b>D</b>	<b>Prepared</b>	<b>Analyzed</b>	<b>Dil Fac</b>
Volatile Fuel Hydrocarbons (C4-C12)	79		12		ppm v/v			04/11/13 00:29	1
<b>Surrogate</b>	<b>%Recovery</b>	<b>Qualifier</b>	<b>Limits</b>				<b>Prepared</b>	<b>Analyzed</b>	<b>Dil Fac</b>
Dibromofluoromethane (Surr)	96		80 - 120					04/11/13 00:29	1
4-Bromofluorobenzene (Surr)	103		80 - 120					04/11/13 00:29	1
Toluene-d8 (Surr)	107		80 - 120					04/11/13 00:29	1

### Method: 8260B - Volatile Organic Compounds (GC/MS)

Analyte	Result	Qualifier	RL	MDL	Unit	D	Prepared	Analyzed	Dil Fac
Benzene	ND		1.0		mg/m3			04/11/13 00:29	1
Ethylbenzene	1.2		1.0		mg/m3			04/11/13 00:29	1
Methyl-t-Butyl Ether (MTBE)	ND		1.0		mg/m3			04/11/13 00:29	1
Toluene	ND		1.0		mg/m3			04/11/13 00:29	1
Xylenes, Total	ND		3.0		mg/m3			04/11/13 00:29	1
tert-Butyl alcohol (TBA)	ND		100		mg/m3			04/11/13 00:29	1
<b>Analyte</b>	<b>Result</b>	<b>Qualifier</b>	<b>RL</b>	<b>MDL</b>	<b>Unit</b>	<b>D</b>	<b>Prepared</b>	<b>Analyzed</b>	<b>Dil Fac</b>
Benzene	ND		0.31		ppm v/v			04/11/13 00:29	1
Ethylbenzene	0.28		0.23		ppm v/v			04/11/13 00:29	1
Methyl-t-Butyl Ether (MTBE)	ND		0.28		ppm v/v			04/11/13 00:29	1
Toluene	ND		0.27		ppm v/v			04/11/13 00:29	1
Xylenes, Total	ND		0.69		ppm v/v			04/11/13 00:29	1
tert-Butyl alcohol (TBA)	ND		33		ppm v/v			04/11/13 00:29	1
<b>Surrogate</b>	<b>%Recovery</b>	<b>Qualifier</b>	<b>Limits</b>				<b>Prepared</b>	<b>Analyzed</b>	<b>Dil Fac</b>
4-Bromofluorobenzene (Surr)	103		80 - 120					04/11/13 00:29	1
Dibromofluoromethane (Surr)	96		80 - 120					04/11/13 00:29	1
Toluene-d8 (Surr)	107		80 - 120					04/11/13 00:29	1

TestAmerica Irvine

# Method Summary

Client: Conestoga-Rovers & Associates, Inc.  
Project/Site: 4212 First St., Pleasanton, CA

TestAmerica Job ID: 440-43299-1

Method	Method Description	Protocol	Laboratory
8260B	Volatile Organic Compounds (GC/MS)	SW846	TAL IRV
8260B/CA_LUFTM S	Volatile Organic Compounds by GC/MS	SW846	TAL IRV

**Protocol References:**

SW846 = "Test Methods For Evaluating Solid Waste, Physical/Chemical Methods", Third Edition, November 1986 And Its Updates.

**Laboratory References:**

TAL IRV = TestAmerica Irvine, 17461 Derian Ave, Suite 100, Irvine, CA 92614-5817, TEL (949)261-1022



# Lab Chronicle

Client: Conestoga-Rovers & Associates, Inc.  
Project/Site: 4212 First St., Pleasanton, CA

TestAmerica Job ID: 440-43299-1

## Client Sample ID: SVE-2

Date Collected: 04/09/13 09:30

Date Received: 04/10/13 09:40

## Lab Sample ID: 440-43299-1

Matrix: Air

Prep Type	Batch Type	Batch Method	Run	Dil Factor	Initial Amount	Final Amount	Batch Number	Prepared or Analyzed	Analyst	Lab
Total/NA	Analysis	8260B		1	10 cc	10 mL	97448	04/10/13 22:32	MP	TAL IRV
Total/NA	Analysis	8260B/CA_LUFTMS		1	10 cc	10 mL	97449	04/10/13 22:32	MP	TAL IRV

## Client Sample ID: SVE-3

Date Collected: 04/09/13 09:35

Date Received: 04/10/13 09:40

## Lab Sample ID: 440-43299-2

Matrix: Air

Prep Type	Batch Type	Batch Method	Run	Dil Factor	Initial Amount	Final Amount	Batch Number	Prepared or Analyzed	Analyst	Lab
Total/NA	Analysis	8260B		1	10 cc	10 mL	97448	04/10/13 23:30	MP	TAL IRV
Total/NA	Analysis	8260B/CA_LUFTMS		1	10 cc	10 mL	97449	04/10/13 23:30	MP	TAL IRV

## Client Sample ID: SVE-2

Date Collected: 04/09/13 16:20

Date Received: 04/10/13 09:40

## Lab Sample ID: 440-43299-3

Matrix: Air

Prep Type	Batch Type	Batch Method	Run	Dil Factor	Initial Amount	Final Amount	Batch Number	Prepared or Analyzed	Analyst	Lab
Total/NA	Analysis	8260B		1	10 cc	10 mL	97448	04/10/13 23:59	MP	TAL IRV
Total/NA	Analysis	8260B/CA_LUFTMS		1	10 cc	10 mL	97449	04/10/13 23:59	MP	TAL IRV

## Client Sample ID: SVE-3

Date Collected: 04/09/13 16:25

Date Received: 04/10/13 09:40

## Lab Sample ID: 440-43299-4

Matrix: Air

Prep Type	Batch Type	Batch Method	Run	Dil Factor	Initial Amount	Final Amount	Batch Number	Prepared or Analyzed	Analyst	Lab
Total/NA	Analysis	8260B		1	10 cc	10 mL	97448	04/11/13 00:29	MP	TAL IRV
Total/NA	Analysis	8260B/CA_LUFTMS		1	10 cc	10 mL	97449	04/11/13 00:29	MP	TAL IRV

**Laboratory References:**

TAL IRV = TestAmerica Irvine, 17461 Derian Ave, Suite 100, Irvine, CA 92614-5817, TEL (949)261-1022

# QC Sample Results

Client: Conestoga-Rovers & Associates, Inc.  
Project/Site: 4212 First St., Pleasanton, CA

TestAmerica Job ID: 440-43299-1

## Method: 8260B - Volatile Organic Compounds (GC/MS)

Lab Sample ID: MB 440-97448/7

Matrix: Air

Analysis Batch: 97448

Client Sample ID: Method Blank

Prep Type: Total/NA

Analyte	MB Result	MB Qualifier	RL	MDL	Unit	D	Prepared	Analyzed	Dil Fac
Benzene	ND		1.0		mg/m3			04/10/13 22:02	1
Ethylbenzene	ND		1.0		mg/m3			04/10/13 22:02	1
Methyl-t-Butyl Ether (MTBE)	ND		1.0		mg/m3			04/10/13 22:02	1
Toluene	ND		1.0		mg/m3			04/10/13 22:02	1
Xylenes, Total	ND		3.0		mg/m3			04/10/13 22:02	1
tert-Butyl alcohol (TBA)	ND		100		mg/m3			04/10/13 22:02	1

Analyte	MB Result	MB Qualifier	RL	MDL	Unit	D	Prepared	Analyzed	Dil Fac
Benzene	ND		0.31		ppm v/v			04/10/13 22:02	1
Ethylbenzene	ND		0.23		ppm v/v			04/10/13 22:02	1
Methyl-t-Butyl Ether (MTBE)	ND		0.28		ppm v/v			04/10/13 22:02	1
Toluene	ND		0.27		ppm v/v			04/10/13 22:02	1
Xylenes, Total	ND		0.69		ppm v/v			04/10/13 22:02	1
tert-Butyl alcohol (TBA)	ND		33		ppm v/v			04/10/13 22:02	1

Surrogate	MB %Recovery	MB Qualifier	Limits	Prepared	Analyzed	Dil Fac
4-Bromofluorobenzene (Surr)	98		80 - 120		04/10/13 22:02	1
Dibromofluoromethane (Surr)	98		80 - 120		04/10/13 22:02	1
Toluene-d8 (Surr)	105		80 - 120		04/10/13 22:02	1

Lab Sample ID: LCS 440-97448/5

Matrix: Air

Analysis Batch: 97448

Client Sample ID: Lab Control Sample

Prep Type: Total/NA

Analyte	Spike Added	LCS Result	LCS Qualifier	Unit	D	%Rec	%Rec. Limits
Benzene	25.0	24.9		mg/m3		100	70 - 120
Ethylbenzene	25.0	26.2		mg/m3		105	75 - 125
m,p-Xylene	50.0	54.1		mg/m3		108	75 - 125
Methyl-t-Butyl Ether (MTBE)	25.0	26.2		mg/m3		105	60 - 135
o-Xylene	25.0	28.2		mg/m3		113	75 - 125
Toluene	25.0	25.4		mg/m3		102	70 - 120
tert-Butyl alcohol (TBA)	125	120		mg/m3		96	70 - 135

Analyte	Spike Added	LCS Result	LCS Qualifier	Unit	D	%Rec	%Rec. Limits
Benzene	7.8	7.80		ppm v/v		100	70 - 120
Ethylbenzene	5.8	6.04		ppm v/v		105	75 - 125
m,p-Xylene	12	12.5		ppm v/v		108	75 - 125
Methyl-t-Butyl Ether (MTBE)	6.9	7.28		ppm v/v		105	60 - 135
o-Xylene	5.8	6.49		ppm v/v		113	75 - 125
Toluene	6.6	6.74		ppm v/v		102	70 - 120
tert-Butyl alcohol (TBA)	41	39.7		ppm v/v		96	70 - 135

Surrogate	LCS %Recovery	LCS Qualifier	Limits
4-Bromofluorobenzene (Surr)	101		80 - 120
Dibromofluoromethane (Surr)	102		80 - 120
Toluene-d8 (Surr)	102		80 - 120

TestAmerica Irvine

# QC Sample Results

Client: Conestoga-Rovers & Associates, Inc.  
 Project/Site: 4212 First St., Pleasanton, CA

TestAmerica Job ID: 440-43299-1

## Method: 8260B - Volatile Organic Compounds (GC/MS) (Continued)

**Lab Sample ID: 440-43299-1 DU**

**Matrix: Air**

**Analysis Batch: 97448**

**Client Sample ID: SVE-2**

**Prep Type: Total/NA**

Analyte	Sample	Sample	DU	DU	Unit	D	RPD	Limit
	Result	Qualifier	Result	Qualifier				
Benzene	2.4		2.26		mg/m3		6	20
Ethylbenzene	17		16.9		mg/m3		0.2	20
Methyl-t-Butyl Ether (MTBE)	ND		ND		mg/m3		NC	25
Toluene	1.4		1.32		mg/m3		5	20
Xylenes, Total	60		59.2		mg/m3		1	20
tert-Butyl alcohol (TBA)	ND		ND		mg/m3		NC	20

Analyte	Sample	Sample	DU	DU	Unit	D	RPD	Limit
	Result	Qualifier	Result	Qualifier				
Benzene	0.75		0.707		ppm v/v		6	20
Ethylbenzene	3.9		3.90		ppm v/v		0.2	20
Methyl-t-Butyl Ether (MTBE)	ND		ND		ppm v/v		NC	25
Toluene	0.37		0.351		ppm v/v		5	20
Xylenes, Total	14		13.6		ppm v/v		1	20
tert-Butyl alcohol (TBA)	ND		ND		ppm v/v		NC	20

Surrogate	DU	DU	Limits
	%Recovery	Qualifier	
4-Bromofluorobenzene (Surr)	104		80 - 120
Dibromofluoromethane (Surr)	96		80 - 120
Toluene-d8 (Surr)	106		80 - 120

## Method: 8260B/CA\_LUFTMS - Volatile Organic Compounds by GC/MS

**Lab Sample ID: MB 440-97449/7**

**Matrix: Air**

**Analysis Batch: 97449**

**Client Sample ID: Method Blank**

**Prep Type: Total/NA**

Analyte	MB	MB	RL	MDL	Unit	D	Prepared	Analyzed	Dil Fac
	Result	Qualifier							
Volatile Fuel Hydrocarbons (C4-C12)	ND		50		mg/m3			04/10/13 22:02	1

Analyte	MB	MB	RL	MDL	Unit	D	Prepared	Analyzed	Dil Fac
	Result	Qualifier							
Volatile Fuel Hydrocarbons (C4-C12)	ND		12		ppm v/v			04/10/13 22:02	1

Surrogate	MB	MB	Limits	Prepared	Analyzed	Dil Fac
	%Recovery	Qualifier				
Dibromofluoromethane (Surr)	98		80 - 120		04/10/13 22:02	1
4-Bromofluorobenzene (Surr)	98		80 - 120		04/10/13 22:02	1
Toluene-d8 (Surr)	105		80 - 120		04/10/13 22:02	1

**Lab Sample ID: LCS 440-97449/6**

**Matrix: Air**

**Analysis Batch: 97449**

**Client Sample ID: Lab Control Sample**

**Prep Type: Total/NA**

Analyte	Spike Added	LCS Result	LCS Qualifier	Unit	D	%Rec	%Rec. Limits

Analyte	Spike Added	LCS Result	LCS Qualifier	Unit	D	%Rec	%Rec. Limits

TestAmerica Irvine

# QC Sample Results

Client: Conestoga-Rovers & Associates, Inc.  
 Project/Site: 4212 First St., Pleasanton, CA

TestAmerica Job ID: 440-43299-1

## Method: 8260B/CA\_LUFTMS - Volatile Organic Compounds by GC/MS (Continued)

**Lab Sample ID: LCS 440-97449/6**

**Matrix: Air**

**Analysis Batch: 97449**

**Client Sample ID: Lab Control Sample**

**Prep Type: Total/NA**

<i>Surrogate</i>	<i>LCS</i>		<i>Limits</i>
	<i>%Recovery</i>	<i>Qualifier</i>	
<i>Dibromofluoromethane (Surr)</i>	99		80 - 120
<i>4-Bromofluorobenzene (Surr)</i>	99		80 - 120
<i>Toluene-d8 (Surr)</i>	106		80 - 120

**Lab Sample ID: 440-43299-1 DU**

**Matrix: Air**

**Analysis Batch: 97449**

**Client Sample ID: SVE-2**

**Prep Type: Total/NA**

<i>Analyte</i>	<i>Sample</i>	<i>Sample</i>	<i>DU</i>	<i>DU</i>	<i>Unit</i>	<i>D</i>	<i>RPD</i>	<i>Limit</i>
	<i>Result</i>	<i>Qualifier</i>	<i>Result</i>	<i>Qualifier</i>				
Volatile Fuel Hydrocarbons (C4-C12)	1900		1810		mg/m3		3	20

<i>Analyte</i>	<i>Sample</i>	<i>Sample</i>	<i>DU</i>	<i>DU</i>	<i>Unit</i>	<i>D</i>	<i>RPD</i>	<i>Limit</i>
	<i>Result</i>	<i>Qualifier</i>	<i>Result</i>	<i>Qualifier</i>				
Volatile Fuel Hydrocarbons (C4-C12)	460		442		ppm v/v		3	20

<i>Surrogate</i>	<i>DU</i>		<i>Limits</i>
	<i>%Recovery</i>	<i>Qualifier</i>	
<i>Dibromofluoromethane (Surr)</i>	96		80 - 120
<i>4-Bromofluorobenzene (Surr)</i>	104		80 - 120
<i>Toluene-d8 (Surr)</i>	106		80 - 120



# QC Association Summary

Client: Conestoga-Rovers & Associates, Inc.  
 Project/Site: 4212 First St., Pleasanton, CA

TestAmerica Job ID: 440-43299-1

## GC/MS VOA

### Analysis Batch: 97448

Lab Sample ID	Client Sample ID	Prep Type	Matrix	Method	Prep Batch
440-43299-1	SVE-2	Total/NA	Air	8260B	
440-43299-1 DU	SVE-2	Total/NA	Air	8260B	
440-43299-2	SVE-3	Total/NA	Air	8260B	
440-43299-3	SVE-2	Total/NA	Air	8260B	
440-43299-4	SVE-3	Total/NA	Air	8260B	
LCS 440-97448/5	Lab Control Sample	Total/NA	Air	8260B	
MB 440-97448/7	Method Blank	Total/NA	Air	8260B	

### Analysis Batch: 97449

Lab Sample ID	Client Sample ID	Prep Type	Matrix	Method	Prep Batch
440-43299-1	SVE-2	Total/NA	Air	8260B/CA_LUFT MS	
440-43299-1 DU	SVE-2	Total/NA	Air	8260B/CA_LUFT MS	
440-43299-2	SVE-3	Total/NA	Air	8260B/CA_LUFT MS	
440-43299-3	SVE-2	Total/NA	Air	8260B/CA_LUFT MS	
440-43299-4	SVE-3	Total/NA	Air	8260B/CA_LUFT MS	
LCS 440-97449/6	Lab Control Sample	Total/NA	Air	8260B/CA_LUFT MS	
MB 440-97449/7	Method Blank	Total/NA	Air	8260B/CA_LUFT MS	

## Definitions/Glossary

Client: Conestoga-Rovers & Associates, Inc.  
Project/Site: 4212 First St., Pleasanton, CA

TestAmerica Job ID: 440-43299-1

### Glossary

Abbreviation	These commonly used abbreviations may or may not be present in this report.
▫	Listed under the "D" column to designate that the result is reported on a dry weight basis
%R	Percent Recovery
CNF	Contains no Free Liquid
DER	Duplicate error ratio (normalized absolute difference)
DL, RA, RE, IN	Indicates a Dilution, Re-analysis, Re-extraction, or additional Initial metals/anion analysis of the sample
DLC	Decision level concentration
MDA	Minimum detectable activity
EDL	Estimated Detection Limit
MDC	Minimum detectable concentration
MDL	Method Detection Limit
ML	Minimum Level (Dioxin)
ND	Not detected at the reporting limit (or MDL or EDL if shown)
PQL	Practical Quantitation Limit
QC	Quality Control
RER	Relative error ratio
RL	Reporting Limit or Requested Limit (Radiochemistry)
RPD	Relative Percent Difference, a measure of the relative difference between two points
TEF	Toxicity Equivalent Factor (Dioxin)
TEQ	Toxicity Equivalent Quotient (Dioxin)

# Certification Summary

Client: Conestoga-Rovers & Associates, Inc.  
Project/Site: 4212 First St., Pleasanton, CA

TestAmerica Job ID: 440-43299-1

## Laboratory: TestAmerica Irvine

All certifications held by this laboratory are listed. Not all certifications are applicable to this report.

Authority	Program	EPA Region	Certification ID	Expiration Date
Alaska	State Program	10	CA01531	06-30-13
Arizona	State Program	9	AZ0671	10-13-13
California	LA Cty Sanitation Districts	9	10256	01-31-14
California	NELAP	9	1108CA	01-31-14
California	State Program	9	2706	06-30-14
Guam	State Program	9	Cert. No. 12.002r	03-28-13 *
Hawaii	State Program	9	N/A	01-31-14
Nevada	State Program	9	CA015312007A	07-31-13
Northern Mariana Islands	State Program	9	MP0002	01-31-14
Oregon	NELAP	10	4005	09-12-13
USDA	Federal		P330-09-00080	06-06-14
USEPA UCMR	Federal	1	CA01531	01-31-15

\* Expired certification is currently pending renewal and is considered valid.

TestAmerica Irvine

LAB (LOCATION)

- CALSCIENCE ( )
- SPL ( )
- XENCO ( )
- TEST AMERICA ( )
- OTHER ( )



Shell Oil Products Chain Of Custody Record

440-43299

Please Check Appropriate Box:

<input type="checkbox"/> ENV. SERVICES	<input type="checkbox"/> MOTIVA RETAIL	<input type="checkbox"/> SHELL RETAIL
<input type="checkbox"/> MOTIVA SD&CM	<input checked="" type="checkbox"/> CONSULTANT	<input type="checkbox"/> LUBES
<input type="checkbox"/> SHELL PIPELINE	<input type="checkbox"/> OTHER	

Print Bill To Contact Name:  
Peter Schaefer 240523

PO # 240523

INCIDENT # (ENV SERVICES): 98995840

DATE: 4-9-2013

PAGE: 1 of 1

SAMPLING COMPANY: Conestoga-Rovers & Associates

LOG CODE: CRAW

ADDRESS: 5900 Hollis St, Suite A, Emeryville, CA 94608

PROJECT CONTACT (Hardcopy or PDF Report to): Peter Schaefer

TELEPHONE: 510-420-3319 FAX: 510-420-9170 E-MAIL: pschaefer@craworld.com; jradon@craworld.com

SITE ADDRESS: Street and City: 4212 First Street, Pleasanton

STATE: CA GLOBAL ID NO: RO0000360

EDF DELIVERABLE TO (Name, Company, Office Location): Brenda Carter, CRA, Emeryville

PHONE NO: 510-420-0700 E-MAIL: emeryvilleedf@craworld.com

CONSULTANT PROJECT NO: 240523-2013-05

SAMPLER NAME(S) (Print): Timothy Dias

TURNAROUND TIME (CALENDAR DAYS):

STANDARD (14 DAY)  5 DAYS  3 DAYS  2 DAYS  24 HOURS

RESULTS NEEDED ON WEEKEND

REQUESTED ANALYSIS

LA - RWQCB REPORT FORMAT  UST AGENCY:

SPECIAL INSTRUCTIONS OR NOTES :

Copy of final report to Shell.Lab.Billing@craworld.com; jradon@craworld.com; mlundberg@craworld.com; pschaefer@craworld.com

SHELL CONTRACT RATE APPLIES

STATE REIMBURSEMENT RATE APPLIES

EDD NOT NEEDED

RECEIPT VERIFICATION REQUESTED

LAB USE ONLY	Field Sample Identification	SAMPLING		MATRIX	PRESERVATIVE					NO. OF CONT.	TPH -GRO, Puigeeble (8260B)	BTX + MTBE + TBA (9260B)	CH4 by SCAQMD 26.3 (M)	TEMPERATURE ON RECEIPT C°	Container PID Readings or Laboratory Notes
		DATE	TIME		HCL	HNO3	H2SO4	NONE	OTHER						
	SVE-2	4/9/13	16:30	VAPOR										19.0	
	SVE-3	↓	17:35	↓											
	SVE-2	↓	16:30	↓											
	SVE-3	↓	16:30	↓											

Relinquished by: (Signature) *Timothy Dias*

Received by: (Signature) *David Taylor*

Relinquished by: (Signature) *David Taylor* 4-9-13 18:00

Received by: (Signature) *W. Bank*

Date: 4-9-13 Time: 16:30

Date: 4/10/13 Time: 9:40

Page 6 of 7 4/11/2013



## Login Sample Receipt Checklist

Client: Conestoga-Rovers & Associates, Inc.

Job Number: 440-43299-1

**Login Number: 43299**

**List Number: 1**

**Creator: Freitag, Kevin R**

**List Source: TestAmerica Irvine**

Question	Answer	Comment
Radioactivity wasn't checked or is <=/ background as measured by a survey meter.	N/A	
The cooler's custody seal, if present, is intact.	N/A	
Sample custody seals, if present, are intact.	N/A	
The cooler or samples do not appear to have been compromised or tampered with.	True	
Samples were received on ice.	N/A	
Cooler Temperature is acceptable.	True	
Cooler Temperature is recorded.	True	
COC is present.	True	
COC is filled out in ink and legible.	True	
COC is filled out with all pertinent information.	True	
Is the Field Sampler's name present on COC?	True	Timothy Dias
There are no discrepancies between the containers received and the COC.	True	
Samples are received within Holding Time.	True	
Sample containers have legible labels.	True	
Containers are not broken or leaking.	True	
Sample collection date/times are provided.	True	
Appropriate sample containers are used.	True	
Sample bottles are completely filled.	True	
Sample Preservation Verified.	N/A	
There is sufficient vol. for all requested analyses, incl. any requested MS/MSDs	True	
Containers requiring zero headspace have no headspace or bubble is <6mm (1/4").	N/A	
Multiphasic samples are not present.	True	
Samples do not require splitting or compositing.	True	
Residual Chlorine Checked.	N/A	

# TestAmerica

THE LEADER IN ENVIRONMENTAL TESTING

## ANALYTICAL REPORT

TestAmerica Laboratories, Inc.

TestAmerica Irvine

17461 Derian Ave

Suite 100

Irvine, CA 92614-5817

Tel: (949)261-1022

TestAmerica Job ID: 440-43516-1

Client Project/Site: 4212 First St., Pleasanton, CA

For:

Conestoga-Rovers & Associates, Inc.

5900 Hollis Street

Suite A

Emeryville, California 94608

Attn: Peter Schaefer



Authorized for release by:

4/16/2013 10:03:22 AM

Philip Sanelle

Project Manager I

[philip.sanelle@testamericainc.com](mailto:philip.sanelle@testamericainc.com)

### LINKS

Review your project  
results through

**TotalAccess**

Have a Question?



Visit us at:

[www.testamericainc.com](http://www.testamericainc.com)

*The test results in this report meet all 2003 NELAC and 2009 TNI requirements for accredited parameters, exceptions are noted in this report. This report may not be reproduced except in full, and with written approval from the laboratory. For questions please contact the Project Manager at the e-mail address or telephone number listed on this page.*

*This report has been electronically signed and authorized by the signatory. Electronic signature is intended to be the legally binding equivalent of a traditionally handwritten signature.*

*Results relate only to the items tested and the sample(s) as received by the laboratory.*

1

2

3

4

5

6

7

8

9

10

11

12

13



# Table of Contents

Cover Page . . . . .	1
Table of Contents . . . . .	2
Sample Summary . . . . .	3
Case Narrative . . . . .	4
Client Sample Results . . . . .	5
Method Summary . . . . .	8
Chronicle . . . . .	9
QC Sample Results . . . . .	10
QC Association . . . . .	13
Definitions . . . . .	14
Certification Summary . . . . .	15
Chain of Custody . . . . .	16
Receipt Checklists . . . . .	17

# Sample Summary

Client: Conestoga-Rovers & Associates, Inc.  
Project/Site: 4212 First St., Pleasanton, CA

TestAmerica Job ID: 440-43516-1

Lab Sample ID	Client Sample ID	Matrix	Collected	Received
440-43516-1	SVE-2	Air	04/10/13 13:00	04/11/13 09:45
440-43516-2	MW-2	Air	04/10/13 13:05	04/11/13 09:45
440-43516-3	SVE-2	Air	04/10/13 16:05	04/11/13 09:45
440-43516-4	MW-2	Air	04/10/13 16:10	04/11/13 09:45

1

2

3

4

5

6

7

8

9

10

11

12

13



## Case Narrative

Client: Conestoga-Rovers & Associates, Inc.  
Project/Site: 4212 First St., Pleasanton, CA

TestAmerica Job ID: 440-43516-1

---

**Job ID: 440-43516-1**

---

**Laboratory: TestAmerica Irvine**

---

### Narrative

**Job Narrative**  
**440-43516-1**

### Comments

No additional comments.

### Receipt

The samples were received on 4/11/2013 9:45 AM; the samples arrived in good condition, properly preserved and, where required, on ice. The temperature of the cooler at receipt was 22.0° C.

### GC/MS VOA

No analytical or quality issues were noted.

### VOA Prep

No analytical or quality issues were noted.

- 1
- 2
- 3
- 4
- 5
- 6
- 7
- 8
- 9
- 10
- 11
- 12
- 13

# Client Sample Results

Client: Conestoga-Rovers & Associates, Inc.  
Project/Site: 4212 First St., Pleasanton, CA

TestAmerica Job ID: 440-43516-1

**Client Sample ID: SVE-2**

**Lab Sample ID: 440-43516-1**

Date Collected: 04/10/13 13:00

Matrix: Air

Date Received: 04/11/13 09:45

Sample Container: Tedlar Bag 1L

**Method: 8260B/CA\_LUFTMS - Volatile Organic Compounds by GC/MS**

Analyte	Result	Qualifier	RL	MDL	Unit	D	Prepared	Analyzed	Dil Fac
<b>Volatile Fuel Hydrocarbons (C4-C12)</b>	<b>2000</b>		100		mg/m3			04/12/13 13:26	1

Analyte	Result	Qualifier	RL	MDL	Unit	D	Prepared	Analyzed	Dil Fac
<b>Volatile Fuel Hydrocarbons (C4-C12)</b>	<b>480</b>		24		ppm v/v			04/12/13 13:26	1

Surrogate	%Recovery	Qualifier	Limits	Prepared	Analyzed	Dil Fac
Dibromofluoromethane (Surr)	99		80 - 120		04/12/13 13:26	1
4-Bromofluorobenzene (Surr)	110		80 - 120		04/12/13 13:26	1
Toluene-d8 (Surr)	107		80 - 120		04/12/13 13:26	1

**Method: 8260B - Volatile Organic Compounds (GC/MS)**

Analyte	Result	Qualifier	RL	MDL	Unit	D	Prepared	Analyzed	Dil Fac
<b>Benzene</b>	<b>3.4</b>		2.0		mg/m3			04/12/13 13:26	1
<b>Ethylbenzene</b>	<b>23</b>		2.0		mg/m3			04/12/13 13:26	1
Methyl-t-Butyl Ether (MTBE)	ND		2.0		mg/m3			04/12/13 13:26	1
<b>Toluene</b>	<b>2.2</b>		2.0		mg/m3			04/12/13 13:26	1
<b>Xylenes, Total</b>	<b>84</b>		6.0		mg/m3			04/12/13 13:26	1
tert-Butyl alcohol (TBA)	ND		200		mg/m3			04/12/13 13:26	1

Analyte	Result	Qualifier	RL	MDL	Unit	D	Prepared	Analyzed	Dil Fac
<b>Benzene</b>	<b>1.1</b>		0.63		ppm v/v			04/12/13 13:26	1
<b>Ethylbenzene</b>	<b>5.3</b>		0.46		ppm v/v			04/12/13 13:26	1
Methyl-t-Butyl Ether (MTBE)	ND		0.55		ppm v/v			04/12/13 13:26	1
<b>Toluene</b>	<b>0.57</b>		0.53		ppm v/v			04/12/13 13:26	1
<b>Xylenes, Total</b>	<b>19</b>		1.4		ppm v/v			04/12/13 13:26	1
tert-Butyl alcohol (TBA)	ND		66		ppm v/v			04/12/13 13:26	1

Surrogate	%Recovery	Qualifier	Limits	Prepared	Analyzed	Dil Fac
4-Bromofluorobenzene (Surr)	110		80 - 120		04/12/13 13:26	1
Dibromofluoromethane (Surr)	99		80 - 120		04/12/13 13:26	1
Toluene-d8 (Surr)	107		80 - 120		04/12/13 13:26	1

**Client Sample ID: MW-2**

**Lab Sample ID: 440-43516-2**

Date Collected: 04/10/13 13:05

Matrix: Air

Date Received: 04/11/13 09:45

Sample Container: Tedlar Bag 1L

**Method: 8260B/CA\_LUFTMS - Volatile Organic Compounds by GC/MS**

Analyte	Result	Qualifier	RL	MDL	Unit	D	Prepared	Analyzed	Dil Fac
Volatile Fuel Hydrocarbons (C4-C12)	ND		100		mg/m3			04/12/13 13:57	1

Analyte	Result	Qualifier	RL	MDL	Unit	D	Prepared	Analyzed	Dil Fac
Volatile Fuel Hydrocarbons (C4-C12)	ND		24		ppm v/v			04/12/13 13:57	1

Surrogate	%Recovery	Qualifier	Limits	Prepared	Analyzed	Dil Fac
Dibromofluoromethane (Surr)	97		80 - 120		04/12/13 13:57	1
4-Bromofluorobenzene (Surr)	108		80 - 120		04/12/13 13:57	1
Toluene-d8 (Surr)	107		80 - 120		04/12/13 13:57	1

TestAmerica Irvine

# Client Sample Results

Client: Conestoga-Rovers & Associates, Inc.  
Project/Site: 4212 First St., Pleasanton, CA

TestAmerica Job ID: 440-43516-1

## Client Sample ID: MW-2

Lab Sample ID: 440-43516-2

Date Collected: 04/10/13 13:05

Matrix: Air

Date Received: 04/11/13 09:45

Sample Container: Tedlar Bag 1L

### Method: 8260B - Volatile Organic Compounds (GC/MS)

Analyte	Result	Qualifier	RL	MDL	Unit	D	Prepared	Analyzed	Dil Fac
Benzene	ND		2.0		mg/m3			04/12/13 13:57	1
Ethylbenzene	ND		2.0		mg/m3			04/12/13 13:57	1
Methyl-t-Butyl Ether (MTBE)	ND		2.0		mg/m3			04/12/13 13:57	1
Toluene	ND		2.0		mg/m3			04/12/13 13:57	1
Xylenes, Total	ND		6.0		mg/m3			04/12/13 13:57	1
tert-Butyl alcohol (TBA)	ND		200		mg/m3			04/12/13 13:57	1

Analyte	Result	Qualifier	RL	MDL	Unit	D	Prepared	Analyzed	Dil Fac
Benzene	ND		0.63		ppm v/v			04/12/13 13:57	1
Ethylbenzene	ND		0.46		ppm v/v			04/12/13 13:57	1
Methyl-t-Butyl Ether (MTBE)	ND		0.55		ppm v/v			04/12/13 13:57	1
Toluene	ND		0.53		ppm v/v			04/12/13 13:57	1
Xylenes, Total	ND		1.4		ppm v/v			04/12/13 13:57	1
tert-Butyl alcohol (TBA)	ND		66		ppm v/v			04/12/13 13:57	1

Surrogate	%Recovery	Qualifier	Limits	Prepared	Analyzed	Dil Fac
4-Bromofluorobenzene (Surr)	108		80 - 120		04/12/13 13:57	1
Dibromofluoromethane (Surr)	97		80 - 120		04/12/13 13:57	1
Toluene-d8 (Surr)	107		80 - 120		04/12/13 13:57	1

## Client Sample ID: SVE-2

Lab Sample ID: 440-43516-3

Date Collected: 04/10/13 16:05

Matrix: Air

Date Received: 04/11/13 09:45

Sample Container: Tedlar Bag 1L

### Method: 8260B/CA\_LUFTMS - Volatile Organic Compounds by GC/MS

Analyte	Result	Qualifier	RL	MDL	Unit	D	Prepared	Analyzed	Dil Fac
<b>Volatile Fuel Hydrocarbons (C4-C12)</b>	<b>1300</b>		100		mg/m3			04/12/13 14:27	1

Analyte	Result	Qualifier	RL	MDL	Unit	D	Prepared	Analyzed	Dil Fac
<b>Volatile Fuel Hydrocarbons (C4-C12)</b>	<b>310</b>		24		ppm v/v			04/12/13 14:27	1

Surrogate	%Recovery	Qualifier	Limits	Prepared	Analyzed	Dil Fac
Dibromofluoromethane (Surr)	100		80 - 120		04/12/13 14:27	1
4-Bromofluorobenzene (Surr)	109		80 - 120		04/12/13 14:27	1
Toluene-d8 (Surr)	106		80 - 120		04/12/13 14:27	1

### Method: 8260B - Volatile Organic Compounds (GC/MS)

Analyte	Result	Qualifier	RL	MDL	Unit	D	Prepared	Analyzed	Dil Fac
<b>Benzene</b>	<b>2.5</b>		2.0		mg/m3			04/12/13 14:27	1
<b>Ethylbenzene</b>	<b>16</b>		2.0		mg/m3			04/12/13 14:27	1
Methyl-t-Butyl Ether (MTBE)	ND		2.0		mg/m3			04/12/13 14:27	1
Toluene	ND		2.0		mg/m3			04/12/13 14:27	1
<b>Xylenes, Total</b>	<b>58</b>		6.0		mg/m3			04/12/13 14:27	1
tert-Butyl alcohol (TBA)	ND		200		mg/m3			04/12/13 14:27	1

Analyte	Result	Qualifier	RL	MDL	Unit	D	Prepared	Analyzed	Dil Fac
<b>Benzene</b>	<b>0.78</b>		0.63		ppm v/v			04/12/13 14:27	1
<b>Ethylbenzene</b>	<b>3.7</b>		0.46		ppm v/v			04/12/13 14:27	1
Methyl-t-Butyl Ether (MTBE)	ND		0.55		ppm v/v			04/12/13 14:27	1

TestAmerica Irvine

# Client Sample Results

Client: Conestoga-Rovers & Associates, Inc.  
 Project/Site: 4212 First St., Pleasanton, CA

TestAmerica Job ID: 440-43516-1

## Client Sample ID: SVE-2

Lab Sample ID: 440-43516-3

Date Collected: 04/10/13 16:05

Matrix: Air

Date Received: 04/11/13 09:45

Sample Container: Tedlar Bag 1L

### Method: 8260B - Volatile Organic Compounds (GC/MS) (Continued)

Analyte	Result	Qualifier	RL	MDL	Unit	D	Prepared	Analyzed	Dil Fac
Toluene	ND		0.53		ppm v/v			04/12/13 14:27	1
<b>Xylenes, Total</b>	<b>13</b>		1.4		ppm v/v			04/12/13 14:27	1
tert-Butyl alcohol (TBA)	ND		66		ppm v/v			04/12/13 14:27	1
Surrogate	%Recovery	Qualifier	Limits				Prepared	Analyzed	Dil Fac
4-Bromofluorobenzene (Surr)	109		80 - 120					04/12/13 14:27	1
Dibromofluoromethane (Surr)	100		80 - 120					04/12/13 14:27	1
Toluene-d8 (Surr)	106		80 - 120					04/12/13 14:27	1

## Client Sample ID: MW-2

Lab Sample ID: 440-43516-4

Date Collected: 04/10/13 16:10

Matrix: Air

Date Received: 04/11/13 09:45

Sample Container: Tedlar Bag 1L

### Method: 8260B/CA\_LUFTMS - Volatile Organic Compounds by GC/MS

Analyte	Result	Qualifier	RL	MDL	Unit	D	Prepared	Analyzed	Dil Fac
Volatile Fuel Hydrocarbons (C4-C12)	ND		100		mg/m3			04/12/13 14:58	1
Analyte	Result	Qualifier	RL	MDL	Unit	D	Prepared	Analyzed	Dil Fac
Volatile Fuel Hydrocarbons (C4-C12)	ND		24		ppm v/v			04/12/13 14:58	1
Surrogate	%Recovery	Qualifier	Limits				Prepared	Analyzed	Dil Fac
Dibromofluoromethane (Surr)	100		80 - 120					04/12/13 14:58	1
4-Bromofluorobenzene (Surr)	108		80 - 120					04/12/13 14:58	1
Toluene-d8 (Surr)	106		80 - 120					04/12/13 14:58	1

### Method: 8260B - Volatile Organic Compounds (GC/MS)

Analyte	Result	Qualifier	RL	MDL	Unit	D	Prepared	Analyzed	Dil Fac
Benzene	ND		2.0		mg/m3			04/12/13 14:58	1
Ethylbenzene	ND		2.0		mg/m3			04/12/13 14:58	1
Methyl-t-Butyl Ether (MTBE)	ND		2.0		mg/m3			04/12/13 14:58	1
Toluene	ND		2.0		mg/m3			04/12/13 14:58	1
Xylenes, Total	ND		6.0		mg/m3			04/12/13 14:58	1
tert-Butyl alcohol (TBA)	ND		200		mg/m3			04/12/13 14:58	1
Analyte	Result	Qualifier	RL	MDL	Unit	D	Prepared	Analyzed	Dil Fac
Benzene	ND		0.63		ppm v/v			04/12/13 14:58	1
Ethylbenzene	ND		0.46		ppm v/v			04/12/13 14:58	1
Methyl-t-Butyl Ether (MTBE)	ND		0.55		ppm v/v			04/12/13 14:58	1
Toluene	ND		0.53		ppm v/v			04/12/13 14:58	1
Xylenes, Total	ND		1.4		ppm v/v			04/12/13 14:58	1
tert-Butyl alcohol (TBA)	ND		66		ppm v/v			04/12/13 14:58	1
Surrogate	%Recovery	Qualifier	Limits				Prepared	Analyzed	Dil Fac
4-Bromofluorobenzene (Surr)	108		80 - 120					04/12/13 14:58	1
Dibromofluoromethane (Surr)	100		80 - 120					04/12/13 14:58	1
Toluene-d8 (Surr)	106		80 - 120					04/12/13 14:58	1

TestAmerica Irvine

# Method Summary

Client: Conestoga-Rovers & Associates, Inc.  
Project/Site: 4212 First St., Pleasanton, CA

TestAmerica Job ID: 440-43516-1

Method	Method Description	Protocol	Laboratory
8260B	Volatile Organic Compounds (GC/MS)	SW846	TAL IRV
8260B/CA_LUFTM S	Volatile Organic Compounds by GC/MS	SW846	TAL IRV

**Protocol References:**

SW846 = "Test Methods For Evaluating Solid Waste, Physical/Chemical Methods", Third Edition, November 1986 And Its Updates.

**Laboratory References:**

TAL IRV = TestAmerica Irvine, 17461 Derian Ave, Suite 100, Irvine, CA 92614-5817, TEL (949)261-1022



# Lab Chronicle

Client: Conestoga-Rovers & Associates, Inc.  
Project/Site: 4212 First St., Pleasanton, CA

TestAmerica Job ID: 440-43516-1

**Client Sample ID: SVE-2**

**Lab Sample ID: 440-43516-1**

Date Collected: 04/10/13 13:00

Matrix: Air

Date Received: 04/11/13 09:45

Prep Type	Batch Type	Batch Method	Run	Dil Factor	Initial Amount	Final Amount	Batch Number	Prepared or Analyzed	Analyst	Lab
Total/NA	Analysis	8260B		1	5 cc	10 mL	97857	04/12/13 13:26	SS	TAL IRV
Total/NA	Analysis	8260B/CA_LUFTMS		1	5 cc	10 mL	97858	04/12/13 13:26	SS	TAL IRV

**Client Sample ID: MW-2**

**Lab Sample ID: 440-43516-2**

Date Collected: 04/10/13 13:05

Matrix: Air

Date Received: 04/11/13 09:45

Prep Type	Batch Type	Batch Method	Run	Dil Factor	Initial Amount	Final Amount	Batch Number	Prepared or Analyzed	Analyst	Lab
Total/NA	Analysis	8260B		1	5 cc	10 mL	97857	04/12/13 13:57	SS	TAL IRV
Total/NA	Analysis	8260B/CA_LUFTMS		1	5 cc	10 mL	97858	04/12/13 13:57	SS	TAL IRV

**Client Sample ID: SVE-2**

**Lab Sample ID: 440-43516-3**

Date Collected: 04/10/13 16:05

Matrix: Air

Date Received: 04/11/13 09:45

Prep Type	Batch Type	Batch Method	Run	Dil Factor	Initial Amount	Final Amount	Batch Number	Prepared or Analyzed	Analyst	Lab
Total/NA	Analysis	8260B		1	5 cc	10 mL	97857	04/12/13 14:27	SS	TAL IRV
Total/NA	Analysis	8260B/CA_LUFTMS		1	5 cc	10 mL	97858	04/12/13 14:27	SS	TAL IRV

**Client Sample ID: MW-2**

**Lab Sample ID: 440-43516-4**

Date Collected: 04/10/13 16:10

Matrix: Air

Date Received: 04/11/13 09:45

Prep Type	Batch Type	Batch Method	Run	Dil Factor	Initial Amount	Final Amount	Batch Number	Prepared or Analyzed	Analyst	Lab
Total/NA	Analysis	8260B		1	5 cc	10 mL	97857	04/12/13 14:58	SS	TAL IRV
Total/NA	Analysis	8260B/CA_LUFTMS		1	5 cc	10 mL	97858	04/12/13 14:58	SS	TAL IRV

**Laboratory References:**

TAL IRV = TestAmerica Irvine, 17461 Derian Ave, Suite 100, Irvine, CA 92614-5817, TEL (949)261-1022

# QC Sample Results

Client: Conestoga-Rovers & Associates, Inc.  
 Project/Site: 4212 First St., Pleasanton, CA

TestAmerica Job ID: 440-43516-1

## Method: 8260B - Volatile Organic Compounds (GC/MS)

Lab Sample ID: MB 440-97857/7

Matrix: Air

Analysis Batch: 97857

Client Sample ID: Method Blank

Prep Type: Total/NA

Analyte	MB Result	MB Qualifier	RL	MDL	Unit	D	Prepared	Analyzed	Dil Fac
Benzene	ND		2.0		mg/m3			04/12/13 10:22	1
Ethylbenzene	ND		2.0		mg/m3			04/12/13 10:22	1
Methyl-t-Butyl Ether (MTBE)	ND		2.0		mg/m3			04/12/13 10:22	1
Toluene	ND		2.0		mg/m3			04/12/13 10:22	1
Xylenes, Total	ND		6.0		mg/m3			04/12/13 10:22	1
tert-Butyl alcohol (TBA)	ND		200		mg/m3			04/12/13 10:22	1

Analyte	MB Result	MB Qualifier	RL	MDL	Unit	D	Prepared	Analyzed	Dil Fac
Benzene	ND		0.63		ppm v/v			04/12/13 10:22	1
Ethylbenzene	ND		0.46		ppm v/v			04/12/13 10:22	1
Methyl-t-Butyl Ether (MTBE)	ND		0.55		ppm v/v			04/12/13 10:22	1
Toluene	ND		0.53		ppm v/v			04/12/13 10:22	1
Xylenes, Total	ND		1.4		ppm v/v			04/12/13 10:22	1
tert-Butyl alcohol (TBA)	ND		66		ppm v/v			04/12/13 10:22	1

Surrogate	MB %Recovery	MB Qualifier	Limits	Prepared	Analyzed	Dil Fac
4-Bromofluorobenzene (Surr)	106		80 - 120		04/12/13 10:22	1
Dibromofluoromethane (Surr)	96		80 - 120		04/12/13 10:22	1
Toluene-d8 (Surr)	105		80 - 120		04/12/13 10:22	1

Lab Sample ID: LCS 440-97857/5

Matrix: Air

Analysis Batch: 97857

Client Sample ID: Lab Control Sample

Prep Type: Total/NA

Analyte	Spike Added	LCS Result	LCS Qualifier	Unit	D	%Rec	%Rec. Limits
Benzene	25.0	24.9		mg/m3		100	70 - 120
Ethylbenzene	25.0	25.5		mg/m3		102	75 - 125
m,p-Xylene	50.0	51.8		mg/m3		104	75 - 125
Methyl-t-Butyl Ether (MTBE)	25.0	25.6		mg/m3		102	60 - 135
o-Xylene	25.0	26.4		mg/m3		106	75 - 125
Toluene	25.0	26.5		mg/m3		106	70 - 120
tert-Butyl alcohol (TBA)	125	129		mg/m3		103	70 - 135

Analyte	Spike Added	LCS Result	LCS Qualifier	Unit	D	%Rec	%Rec. Limits
Benzene	7.8	7.80		ppm v/v		100	70 - 120
Ethylbenzene	5.8	5.87		ppm v/v		102	75 - 125
m,p-Xylene	12	11.9		ppm v/v		104	75 - 125
Methyl-t-Butyl Ether (MTBE)	6.9	7.09		ppm v/v		102	60 - 135
o-Xylene	5.8	6.09		ppm v/v		106	75 - 125
Toluene	6.6	7.03		ppm v/v		106	70 - 120
tert-Butyl alcohol (TBA)	41	42.6		ppm v/v		103	70 - 135

Surrogate	LCS %Recovery	LCS Qualifier	Limits
4-Bromofluorobenzene (Surr)	108		80 - 120
Dibromofluoromethane (Surr)	104		80 - 120
Toluene-d8 (Surr)	109		80 - 120

TestAmerica Irvine

# QC Sample Results

Client: Conestoga-Rovers & Associates, Inc.  
Project/Site: 4212 First St., Pleasanton, CA

TestAmerica Job ID: 440-43516-1

## Method: 8260B - Volatile Organic Compounds (GC/MS) (Continued)

Lab Sample ID: 440-43491-A-1 DU

Matrix: Air

Analysis Batch: 97857

Client Sample ID: Duplicate

Prep Type: Total/NA

Analyte	Sample Result	Sample Qualifier	DU Result	DU Qualifier	Unit	D	RPD	Limit
Benzene	ND		ND		mg/m3		NC	20
Ethylbenzene	ND		ND		mg/m3		NC	20
Methyl-t-Butyl Ether (MTBE)	ND		ND		mg/m3		NC	25
Toluene	ND		ND		mg/m3		NC	20
Xylenes, Total	ND		ND		mg/m3		NC	20
tert-Butyl alcohol (TBA)	ND		ND		mg/m3		NC	20

Analyte	Sample Result	Sample Qualifier	DU Result	DU Qualifier	Unit	D	RPD	Limit
Benzene	ND		ND		ppm v/v		NC	20
Ethylbenzene	ND		ND		ppm v/v		NC	20
Methyl-t-Butyl Ether (MTBE)	ND		ND		ppm v/v		NC	25
Toluene	ND		ND		ppm v/v		NC	20
Xylenes, Total	ND		ND		ppm v/v		NC	20
tert-Butyl alcohol (TBA)	ND		ND		ppm v/v		NC	20

Surrogate	%Recovery	DU Qualifier	Limits
4-Bromofluorobenzene (Surr)	105		80 - 120
Dibromofluoromethane (Surr)	101		80 - 120
Toluene-d8 (Surr)	106		80 - 120

## Method: 8260B/CA\_LUFTMS - Volatile Organic Compounds by GC/MS

Lab Sample ID: MB 440-97858/7

Matrix: Air

Analysis Batch: 97858

Client Sample ID: Method Blank

Prep Type: Total/NA

Analyte	MB Result	MB Qualifier	RL	MDL	Unit	D	Prepared	Analyzed	Dil Fac
Volatile Fuel Hydrocarbons (C4-C12)	ND		100		mg/m3			04/12/13 10:22	1

Analyte	MB Result	MB Qualifier	RL	MDL	Unit	D	Prepared	Analyzed	Dil Fac
Volatile Fuel Hydrocarbons (C4-C12)	ND		24		ppm v/v			04/12/13 10:22	1

Surrogate	%Recovery	MB Qualifier	Limits	Prepared	Analyzed	Dil Fac
Dibromofluoromethane (Surr)	96		80 - 120		04/12/13 10:22	1
4-Bromofluorobenzene (Surr)	106		80 - 120		04/12/13 10:22	1
Toluene-d8 (Surr)	105		80 - 120		04/12/13 10:22	1

Lab Sample ID: LCS 440-97858/6

Matrix: Air

Analysis Batch: 97858

Client Sample ID: Lab Control Sample

Prep Type: Total/NA

Analyte	Spike Added	LCS Result	LCS Qualifier	Unit	D	%Rec	%Rec. Limits
Volatile Fuel Hydrocarbons (C4-C12)	500	505		mg/m3		101	55 - 130

Analyte	Spike Added	LCS Result	LCS Qualifier	Unit	D	%Rec	%Rec. Limits
Volatile Fuel Hydrocarbons (C4-C12)	120	123		ppm v/v		101	55 - 130

TestAmerica Irvine



# QC Sample Results

Client: Conestoga-Rovers & Associates, Inc.  
 Project/Site: 4212 First St., Pleasanton, CA

TestAmerica Job ID: 440-43516-1

## Method: 8260B/CA\_LUFTMS - Volatile Organic Compounds by GC/MS (Continued)

**Lab Sample ID: LCS 440-97858/6**

**Matrix: Air**

**Analysis Batch: 97858**

**Client Sample ID: Lab Control Sample**

**Prep Type: Total/NA**

<i>Surrogate</i>	<i>LCS LCS</i>		<i>Limits</i>
	<i>%Recovery</i>	<i>Qualifier</i>	
<i>Dibromofluoromethane (Surr)</i>	98		80 - 120
<i>4-Bromofluorobenzene (Surr)</i>	110		80 - 120
<i>Toluene-d8 (Surr)</i>	107		80 - 120

**Lab Sample ID: 440-43491-A-1 DU**

**Matrix: Air**

**Analysis Batch: 97858**

**Client Sample ID: Duplicate**

**Prep Type: Total/NA**

<i>Analyte</i>	<i>Sample</i>	<i>Sample</i>	<i>DU</i>	<i>DU</i>	<i>Unit</i>	<i>D</i>	<i>RPD</i>	<i>Limit</i>
	<i>Result</i>	<i>Qualifier</i>	<i>Result</i>	<i>Qualifier</i>				
Volatile Fuel Hydrocarbons (C4-C12)	ND		ND		mg/m3		NC	20

<i>Analyte</i>	<i>Sample</i>	<i>Sample</i>	<i>DU</i>	<i>DU</i>	<i>Unit</i>	<i>D</i>	<i>RPD</i>	<i>Limit</i>
	<i>Result</i>	<i>Qualifier</i>	<i>Result</i>	<i>Qualifier</i>				
Volatile Fuel Hydrocarbons (C4-C12)	ND		ND		ppm v/v		NC	20

<i>Surrogate</i>	<i>DU DU</i>		<i>Limits</i>
	<i>%Recovery</i>	<i>Qualifier</i>	
<i>Dibromofluoromethane (Surr)</i>	101		80 - 120
<i>4-Bromofluorobenzene (Surr)</i>	105		80 - 120
<i>Toluene-d8 (Surr)</i>	106		80 - 120

# QC Association Summary

Client: Conestoga-Rovers & Associates, Inc.  
Project/Site: 4212 First St., Pleasanton, CA

TestAmerica Job ID: 440-43516-1

## GC/MS VOA

### Analysis Batch: 97857

Lab Sample ID	Client Sample ID	Prep Type	Matrix	Method	Prep Batch
440-43491-A-1 DU	Duplicate	Total/NA	Air	8260B	
440-43516-1	SVE-2	Total/NA	Air	8260B	
440-43516-2	MW-2	Total/NA	Air	8260B	
440-43516-3	SVE-2	Total/NA	Air	8260B	
440-43516-4	MW-2	Total/NA	Air	8260B	
LCS 440-97857/5	Lab Control Sample	Total/NA	Air	8260B	
MB 440-97857/7	Method Blank	Total/NA	Air	8260B	

### Analysis Batch: 97858

Lab Sample ID	Client Sample ID	Prep Type	Matrix	Method	Prep Batch
440-43491-A-1 DU	Duplicate	Total/NA	Air	8260B/CA_LUFT MS	
440-43516-1	SVE-2	Total/NA	Air	8260B/CA_LUFT MS	
440-43516-2	MW-2	Total/NA	Air	8260B/CA_LUFT MS	
440-43516-3	SVE-2	Total/NA	Air	8260B/CA_LUFT MS	
440-43516-4	MW-2	Total/NA	Air	8260B/CA_LUFT MS	
LCS 440-97858/6	Lab Control Sample	Total/NA	Air	8260B/CA_LUFT MS	
MB 440-97858/7	Method Blank	Total/NA	Air	8260B/CA_LUFT MS	

## Definitions/Glossary

Client: Conestoga-Rovers & Associates, Inc.  
Project/Site: 4212 First St., Pleasanton, CA

TestAmerica Job ID: 440-43516-1

### Glossary

Abbreviation	These commonly used abbreviations may or may not be present in this report.
▫	Listed under the "D" column to designate that the result is reported on a dry weight basis
%R	Percent Recovery
CNF	Contains no Free Liquid
DER	Duplicate error ratio (normalized absolute difference)
DL, RA, RE, IN	Indicates a Dilution, Re-analysis, Re-extraction, or additional Initial metals/anion analysis of the sample
DLC	Decision level concentration
MDA	Minimum detectable activity
EDL	Estimated Detection Limit
MDC	Minimum detectable concentration
MDL	Method Detection Limit
ML	Minimum Level (Dioxin)
ND	Not detected at the reporting limit (or MDL or EDL if shown)
PQL	Practical Quantitation Limit
QC	Quality Control
RER	Relative error ratio
RL	Reporting Limit or Requested Limit (Radiochemistry)
RPD	Relative Percent Difference, a measure of the relative difference between two points
TEF	Toxicity Equivalent Factor (Dioxin)
TEQ	Toxicity Equivalent Quotient (Dioxin)

# Certification Summary

Client: Conestoga-Rovers & Associates, Inc.  
Project/Site: 4212 First St., Pleasanton, CA

TestAmerica Job ID: 440-43516-1

## Laboratory: TestAmerica Irvine

All certifications held by this laboratory are listed. Not all certifications are applicable to this report.

Authority	Program	EPA Region	Certification ID	Expiration Date
Alaska	State Program	10	CA01531	06-30-13
Arizona	State Program	9	AZ0671	10-13-13
California	LA Cty Sanitation Districts	9	10256	01-31-14
California	NELAP	9	1108CA	01-31-14
California	State Program	9	2706	06-30-14
Guam	State Program	9	Cert. No. 12.002r	03-28-13 *
Hawaii	State Program	9	N/A	01-31-14
Nevada	State Program	9	CA015312007A	07-31-13
Northern Mariana Islands	State Program	9	MP0002	01-31-14
Oregon	NELAP	10	4005	09-12-13
USDA	Federal		P330-09-00080	06-06-14
USEPA UCMR	Federal	1	CA01531	01-31-15

\* Expired certification is currently pending renewal and is considered valid.

TestAmerica Irvine

LAB (LOCATION)

- CALSCIENCE ( )
- SPL ( )
- XENCO ( )
- TEST AMERICA ( )
- OTHER ( )



# Shell Oil Products Chain Of Custody Record

Please Check Appropriate Box:

<input type="checkbox"/> ENV. SERVICES	<input type="checkbox"/> MOTIVA RETAIL	<input type="checkbox"/> SHELL RETAIL
<input type="checkbox"/> MOTIVA SD&CM	<input checked="" type="checkbox"/> CONSULTANT	<input type="checkbox"/> LUBES
<input type="checkbox"/> SHELL PIPELINE	<input type="checkbox"/> OTHER _____	

Print Bill To Contact Name:  
Peter Schaefer 240523

PO # \_\_\_\_\_

INCIDENT # (ENV. SERVICES): 9 8 9 9 5 8 4 0

SAP # \_\_\_\_\_

CHECK IF NO INCIDENT # APPLIES

DATE: 4-10-2013

PAGE: 1 of 1

SAMPLING COMPANY: **Conestoga-Rovers & Associates**

LOG CODE: **CRAW**

ADDRESS: **5900 Hollis St, Suite A, Emeryville, CA 94608**

PROJECT CONTACT (Handcopy or PDF Report to): **Peter Schaefer**

TELEPHONE: **510-420-3319** FAX: **510-420-9170** E-MAIL: **pschaefer@croworld.com; iradon@croworld.com**

TURNAROUND TIME (CALENDAR DAYS):  
 STANDARD (14 DAY)  5 DAYS  3 DAYS  2 DAYS  24 HOURS  RESULTS NEEDED ON WEEKEND

LA - RWQCB REPORT FORMAT  LIST AGENCY:

SITE ADDRESS: Street and City: **4212 First Street, Pleasanton** State: **CA** GLOBAL ID NO.: **RO0000360**

EDF DELIVERABLE TO (Name, Company, Office Location): **Brenda Carter, CRA, Emeryville** PHONE NO.: **510-420-0700** E-MAIL: **emeryvilleedf@croworld.com** CONSULTANT PROJECT NO.: **240523-2013-05**

SAMPLER NAME(S) (Print): **Timothy Dias**

REQUESTED ANALYSIS

SPECIAL INSTRUCTIONS OR NOTES:

Copy of final report to Shell.Lab.Billing@croworld.com;  
 iradon@croworld.com; mlundberg@croworld.com;  
 pschaefer@croworld.com

SHELL CONTRACT RATE APPLIES  
 STATE REIMBURSEMENT RATE APPLIES  
 EDD NOT NEEDED  
 RECEIPT VERIFICATION REQUESTED

Field Sample Identification	SAMPLING		MATRIX	PRESERVATIVE					NO. OF CONT.	TPH - GRO, Puigeballe (9280B)	BTEX + MTBE + TBA (9280B)	CH4 by SCAQMD 26.3 (H)	TEMPERATURE ON RECEIPT °C
	DATE	TIME		HCL	HNO3	H2SO4	NONE	OTHER					
SVE-2	4/10	13:00	VAPOR						1	XX		29.0	
MW-2	↓	13:05	↓						1	XX		" "	
SVE-2	↓	16:05	↓						1	XX		" "	
MW-2	↓	16:10	↓						1	XX		" "	

LAB USE ONLY

Relinquished by: (Signature) <i>Timothy Dias</i> 4/10/13	Received by: (Signature) <i>David Taylor</i>	Date: 4-10-13	Time: 16:45
Relinquished by: (Signature) <i>David Taylor</i> 4-10-13 18:00	Received by: (Signature) <i>Van B...</i>	Date: 4/11/13	Time: 9:45
Relinquished by: (Signature)	Received by: (Signature)	Date:	Time:

05/2005 Revision

4/16/2013



## Login Sample Receipt Checklist

Client: Conestoga-Rovers & Associates, Inc.

Job Number: 440-43516-1

**Login Number: 43516**

**List Number: 1**

**Creator: Perez, Angel**

**List Source: TestAmerica Irvine**

Question	Answer	Comment
Radioactivity wasn't checked or is <math>\leq</math> background as measured by a survey meter.	N/A	
The cooler's custody seal, if present, is intact.	N/A	
Sample custody seals, if present, are intact.	N/A	
The cooler or samples do not appear to have been compromised or tampered with.	N/A	
Samples were received on ice.	N/A	
Cooler Temperature is acceptable.	True	
Cooler Temperature is recorded.	True	
COC is present.	True	
COC is filled out in ink and legible.	True	
COC is filled out with all pertinent information.	True	
Is the Field Sampler's name present on COC?	True	Timothy Dias
There are no discrepancies between the containers received and the COC.	True	
Samples are received within Holding Time.	True	
Sample containers have legible labels.	True	
Containers are not broken or leaking.	True	
Sample collection date/times are provided.	True	
Appropriate sample containers are used.	True	
Sample bottles are completely filled.	True	
Sample Preservation Verified.	N/A	
There is sufficient vol. for all requested analyses, incl. any requested MS/MSDs	True	
Containers requiring zero headspace have no headspace or bubble is <math><6\text{mm}</math> (1/4").	N/A	
Multiphasic samples are not present.	N/A	
Samples do not require splitting or compositing.	N/A	
Residual Chlorine Checked.	N/A	

# TestAmerica

THE LEADER IN ENVIRONMENTAL TESTING

## ANALYTICAL REPORT

TestAmerica Laboratories, Inc.

TestAmerica Irvine

17461 Derian Ave

Suite 100

Irvine, CA 92614-5817

Tel: (949)261-1022

TestAmerica Job ID: 440-43645-1

Client Project/Site: 4212 First St., Pleasanton, CA

For:

Conestoga-Rovers & Associates, Inc.

5900 Hollis Street

Suite A

Emeryville, California 94608

Attn: Peter Schaefer



Authorized for release by:

4/19/2013 10:48:56 AM

Philip Sanelle

Project Manager I

[philip.sanelle@testamericainc.com](mailto:philip.sanelle@testamericainc.com)

### LINKS

Review your project  
results through

TotalAccess

Have a Question?



Visit us at:

[www.testamericainc.com](http://www.testamericainc.com)

*The test results in this report meet all 2003 NELAC and 2009 TNI requirements for accredited parameters, exceptions are noted in this report. This report may not be reproduced except in full, and with written approval from the laboratory. For questions please contact the Project Manager at the e-mail address or telephone number listed on this page.*

*This report has been electronically signed and authorized by the signatory. Electronic signature is intended to be the legally binding equivalent of a traditionally handwritten signature.*

*Results relate only to the items tested and the sample(s) as received by the laboratory.*

1

2

3

4

5

6

7

8

9

10

11

12

13



# Table of Contents

Cover Page . . . . .	1
Table of Contents . . . . .	2
Sample Summary . . . . .	3
Case Narrative . . . . .	4
Client Sample Results . . . . .	5
Method Summary . . . . .	8
Chronicle . . . . .	9
QC Sample Results . . . . .	10
QC Association . . . . .	13
Definitions . . . . .	14
Certification Summary . . . . .	15
Chain of Custody . . . . .	16
Receipt Checklists . . . . .	17



# Sample Summary

Client: Conestoga-Rovers & Associates, Inc.  
Project/Site: 4212 First St., Pleasanton, CA

TestAmerica Job ID: 440-43645-1

Lab Sample ID	Client Sample ID	Matrix	Collected	Received
440-43645-1	SVE-2	Air	04/11/13 10:15	04/12/13 09:50
440-43645-2	SVE-1	Air	04/11/13 10:20	04/12/13 09:50
440-43645-3	SVE-2	Air	04/11/13 14:07	04/12/13 09:50
440-43645-4	SVE-1	Air	04/11/13 14:11	04/12/13 09:50

1

2

3

4

5

6

7

8

9

10

11

12

13

# Case Narrative

Client: Conestoga-Rovers & Associates, Inc.  
Project/Site: 4212 First St., Pleasanton, CA

TestAmerica Job ID: 440-43645-1

---

**Job ID: 440-43645-1**

---

**Laboratory: TestAmerica Irvine**

---

**Narrative**

**Job Narrative**  
**440-43645-1**

**Comments**

No additional comments.

**Receipt**

The samples were received on 4/12/2013 9:50 AM; the samples arrived in good condition, properly preserved and, where required, on ice. The temperature of the cooler at receipt was 22.0° C.

**GC/MS VOA**

No analytical or quality issues were noted.

**VOA Prep**

No analytical or quality issues were noted.

- 1
- 2
- 3
- 4
- 5
- 6
- 7
- 8
- 9
- 10
- 11
- 12
- 13

# Client Sample Results

Client: Conestoga-Rovers & Associates, Inc.  
Project/Site: 4212 First St., Pleasanton, CA

TestAmerica Job ID: 440-43645-1

**Client Sample ID: SVE-2**

**Lab Sample ID: 440-43645-1**

Date Collected: 04/11/13 10:15

Matrix: Air

Date Received: 04/12/13 09:50

Sample Container: Tedlar Bag 1L

**Method: 8260B/CA\_LUFTMS - Volatile Organic Compounds by GC/MS**

Analyte	Result	Qualifier	RL	MDL	Unit	D	Prepared	Analyzed	Dil Fac
<b>Volatile Fuel Hydrocarbons (C4-C12)</b>	<b>4100</b>		100		mg/m3			04/13/13 17:42	1

Analyte	Result	Qualifier	RL	MDL	Unit	D	Prepared	Analyzed	Dil Fac
<b>Volatile Fuel Hydrocarbons (C4-C12)</b>	<b>1000</b>		24		ppm v/v			04/13/13 17:42	1

Surrogate	%Recovery	Qualifier	Limits	Prepared	Analyzed	Dil Fac
Dibromofluoromethane (Surr)	119		80 - 120		04/13/13 17:42	1
4-Bromofluorobenzene (Surr)	119		80 - 120		04/13/13 17:42	1
Toluene-d8 (Surr)	115		80 - 120		04/13/13 17:42	1

**Method: 8260B - Volatile Organic Compounds (GC/MS)**

Analyte	Result	Qualifier	RL	MDL	Unit	D	Prepared	Analyzed	Dil Fac
<b>Benzene</b>	<b>6.6</b>		2.0		mg/m3			04/13/13 17:42	1
<b>Ethylbenzene</b>	<b>41</b>		2.0		mg/m3			04/13/13 17:42	1
Methyl-t-Butyl Ether (MTBE)	ND		2.0		mg/m3			04/13/13 17:42	1
<b>Toluene</b>	<b>4.3</b>		2.0		mg/m3			04/13/13 17:42	1
<b>Xylenes, Total</b>	<b>150</b>		6.0		mg/m3			04/13/13 17:42	1
tert-Butyl alcohol (TBA)	ND		200		mg/m3			04/13/13 17:42	1

Analyte	Result	Qualifier	RL	MDL	Unit	D	Prepared	Analyzed	Dil Fac
<b>Benzene</b>	<b>2.1</b>		0.63		ppm v/v			04/13/13 17:42	1
<b>Ethylbenzene</b>	<b>9.5</b>		0.46		ppm v/v			04/13/13 17:42	1
Methyl-t-Butyl Ether (MTBE)	ND		0.55		ppm v/v			04/13/13 17:42	1
<b>Toluene</b>	<b>1.1</b>		0.53		ppm v/v			04/13/13 17:42	1
<b>Xylenes, Total</b>	<b>34</b>		1.4		ppm v/v			04/13/13 17:42	1
tert-Butyl alcohol (TBA)	ND		66		ppm v/v			04/13/13 17:42	1

Surrogate	%Recovery	Qualifier	Limits	Prepared	Analyzed	Dil Fac
4-Bromofluorobenzene (Surr)	119		80 - 120		04/13/13 17:42	1
Dibromofluoromethane (Surr)	119		80 - 120		04/13/13 17:42	1
Toluene-d8 (Surr)	115		80 - 120		04/13/13 17:42	1

**Client Sample ID: SVE-1**

**Lab Sample ID: 440-43645-2**

Date Collected: 04/11/13 10:20

Matrix: Air

Date Received: 04/12/13 09:50

Sample Container: Tedlar Bag 1L

**Method: 8260B/CA\_LUFTMS - Volatile Organic Compounds by GC/MS**

Analyte	Result	Qualifier	RL	MDL	Unit	D	Prepared	Analyzed	Dil Fac
<b>Volatile Fuel Hydrocarbons (C4-C12)</b>	<b>170</b>		100		mg/m3			04/13/13 16:42	1

Analyte	Result	Qualifier	RL	MDL	Unit	D	Prepared	Analyzed	Dil Fac
<b>Volatile Fuel Hydrocarbons (C4-C12)</b>	<b>41</b>		24		ppm v/v			04/13/13 16:42	1

Surrogate	%Recovery	Qualifier	Limits	Prepared	Analyzed	Dil Fac
Dibromofluoromethane (Surr)	112		80 - 120		04/13/13 16:42	1
4-Bromofluorobenzene (Surr)	110		80 - 120		04/13/13 16:42	1
Toluene-d8 (Surr)	112		80 - 120		04/13/13 16:42	1

TestAmerica Irvine

# Client Sample Results

Client: Conestoga-Rovers & Associates, Inc.  
 Project/Site: 4212 First St., Pleasanton, CA

TestAmerica Job ID: 440-43645-1

**Client Sample ID: SVE-1**

**Lab Sample ID: 440-43645-2**

Date Collected: 04/11/13 10:20

Matrix: Air

Date Received: 04/12/13 09:50

Sample Container: Tedlar Bag 1L

**Method: 8260B - Volatile Organic Compounds (GC/MS)**

Analyte	Result	Qualifier	RL	MDL	Unit	D	Prepared	Analyzed	Dil Fac
Benzene	ND		2.0		mg/m3			04/13/13 16:42	1
<b>Ethylbenzene</b>	<b>2.2</b>		2.0		mg/m3			04/13/13 16:42	1
Methyl-t-Butyl Ether (MTBE)	ND		2.0		mg/m3			04/13/13 16:42	1
Toluene	ND		2.0		mg/m3			04/13/13 16:42	1
<b>Xylenes, Total</b>	<b>8.3</b>		6.0		mg/m3			04/13/13 16:42	1
tert-Butyl alcohol (TBA)	ND		200		mg/m3			04/13/13 16:42	1

Analyte	Result	Qualifier	RL	MDL	Unit	D	Prepared	Analyzed	Dil Fac
Benzene	ND		0.63		ppm v/v			04/13/13 16:42	1
<b>Ethylbenzene</b>	<b>0.51</b>		0.46		ppm v/v			04/13/13 16:42	1
Methyl-t-Butyl Ether (MTBE)	ND		0.55		ppm v/v			04/13/13 16:42	1
Toluene	ND		0.53		ppm v/v			04/13/13 16:42	1
<b>Xylenes, Total</b>	<b>1.9</b>		1.4		ppm v/v			04/13/13 16:42	1
tert-Butyl alcohol (TBA)	ND		66		ppm v/v			04/13/13 16:42	1

Surrogate	%Recovery	Qualifier	Limits	Prepared	Analyzed	Dil Fac
4-Bromofluorobenzene (Surr)	110		80 - 120		04/13/13 16:42	1
Dibromofluoromethane (Surr)	112		80 - 120		04/13/13 16:42	1
Toluene-d8 (Surr)	112		80 - 120		04/13/13 16:42	1

**Client Sample ID: SVE-2**

**Lab Sample ID: 440-43645-3**

Date Collected: 04/11/13 14:07

Matrix: Air

Date Received: 04/12/13 09:50

Sample Container: Tedlar Bag 1L

**Method: 8260B/CA\_LUFTMS - Volatile Organic Compounds by GC/MS**

Analyte	Result	Qualifier	RL	MDL	Unit	D	Prepared	Analyzed	Dil Fac
<b>Volatile Fuel Hydrocarbons (C4-C12)</b>	<b>3800</b>		100		mg/m3			04/13/13 18:41	1

Analyte	Result	Qualifier	RL	MDL	Unit	D	Prepared	Analyzed	Dil Fac
<b>Volatile Fuel Hydrocarbons (C4-C12)</b>	<b>920</b>		24		ppm v/v			04/13/13 18:41	1

Surrogate	%Recovery	Qualifier	Limits	Prepared	Analyzed	Dil Fac
Dibromofluoromethane (Surr)	115		80 - 120		04/13/13 18:41	1
4-Bromofluorobenzene (Surr)	114		80 - 120		04/13/13 18:41	1
Toluene-d8 (Surr)	115		80 - 120		04/13/13 18:41	1

**Method: 8260B - Volatile Organic Compounds (GC/MS)**

Analyte	Result	Qualifier	RL	MDL	Unit	D	Prepared	Analyzed	Dil Fac
<b>Benzene</b>	<b>6.2</b>		2.0		mg/m3			04/13/13 18:41	1
<b>Ethylbenzene</b>	<b>39</b>		2.0		mg/m3			04/13/13 18:41	1
Methyl-t-Butyl Ether (MTBE)	ND		2.0		mg/m3			04/13/13 18:41	1
<b>Toluene</b>	<b>4.0</b>		2.0		mg/m3			04/13/13 18:41	1
<b>Xylenes, Total</b>	<b>140</b>		6.0		mg/m3			04/13/13 18:41	1
tert-Butyl alcohol (TBA)	ND		200		mg/m3			04/13/13 18:41	1

Analyte	Result	Qualifier	RL	MDL	Unit	D	Prepared	Analyzed	Dil Fac
<b>Benzene</b>	<b>1.9</b>		0.63		ppm v/v			04/13/13 18:41	1
<b>Ethylbenzene</b>	<b>8.9</b>		0.46		ppm v/v			04/13/13 18:41	1
Methyl-t-Butyl Ether (MTBE)	ND		0.55		ppm v/v			04/13/13 18:41	1

TestAmerica Irvine

# Client Sample Results

Client: Conestoga-Rovers & Associates, Inc.  
Project/Site: 4212 First St., Pleasanton, CA

TestAmerica Job ID: 440-43645-1

## Client Sample ID: SVE-2

Lab Sample ID: 440-43645-3

Date Collected: 04/11/13 14:07

Matrix: Air

Date Received: 04/12/13 09:50

Sample Container: Tedlar Bag 1L

### Method: 8260B - Volatile Organic Compounds (GC/MS) (Continued)

Analyte	Result	Qualifier	RL	MDL	Unit	D	Prepared	Analyzed	Dil Fac
Toluene	1.0		0.53		ppm v/v			04/13/13 18:41	1
Xylenes, Total	32		1.4		ppm v/v			04/13/13 18:41	1
tert-Butyl alcohol (TBA)	ND		66		ppm v/v			04/13/13 18:41	1
<b>Surrogate</b>	<b>%Recovery</b>	<b>Qualifier</b>	<b>Limits</b>				<b>Prepared</b>	<b>Analyzed</b>	<b>Dil Fac</b>
4-Bromofluorobenzene (Surr)	114		80 - 120					04/13/13 18:41	1
Dibromofluoromethane (Surr)	115		80 - 120					04/13/13 18:41	1
Toluene-d8 (Surr)	115		80 - 120					04/13/13 18:41	1

## Client Sample ID: SVE-1

Lab Sample ID: 440-43645-4

Date Collected: 04/11/13 14:11

Matrix: Air

Date Received: 04/12/13 09:50

Sample Container: Tedlar Bag 1L

### Method: 8260B/CA\_LUFTMS - Volatile Organic Compounds by GC/MS

Analyte	Result	Qualifier	RL	MDL	Unit	D	Prepared	Analyzed	Dil Fac
Volatile Fuel Hydrocarbons (C4-C12)	170		100		mg/m3			04/13/13 17:12	1
<b>Analyte</b>	<b>Result</b>	<b>Qualifier</b>	<b>RL</b>	<b>MDL</b>	<b>Unit</b>	<b>D</b>	<b>Prepared</b>	<b>Analyzed</b>	<b>Dil Fac</b>
Volatile Fuel Hydrocarbons (C4-C12)	41		24		ppm v/v			04/13/13 17:12	1
<b>Surrogate</b>	<b>%Recovery</b>	<b>Qualifier</b>	<b>Limits</b>				<b>Prepared</b>	<b>Analyzed</b>	<b>Dil Fac</b>
Dibromofluoromethane (Surr)	113		80 - 120					04/13/13 17:12	1
4-Bromofluorobenzene (Surr)	106		80 - 120					04/13/13 17:12	1
Toluene-d8 (Surr)	112		80 - 120					04/13/13 17:12	1

### Method: 8260B - Volatile Organic Compounds (GC/MS)

Analyte	Result	Qualifier	RL	MDL	Unit	D	Prepared	Analyzed	Dil Fac
Benzene	ND		2.0		mg/m3			04/13/13 17:12	1
Ethylbenzene	2.1		2.0		mg/m3			04/13/13 17:12	1
Methyl-t-Butyl Ether (MTBE)	ND		2.0		mg/m3			04/13/13 17:12	1
Toluene	ND		2.0		mg/m3			04/13/13 17:12	1
Xylenes, Total	7.7		6.0		mg/m3			04/13/13 17:12	1
tert-Butyl alcohol (TBA)	ND		200		mg/m3			04/13/13 17:12	1
<b>Analyte</b>	<b>Result</b>	<b>Qualifier</b>	<b>RL</b>	<b>MDL</b>	<b>Unit</b>	<b>D</b>	<b>Prepared</b>	<b>Analyzed</b>	<b>Dil Fac</b>
Benzene	ND		0.63		ppm v/v			04/13/13 17:12	1
Ethylbenzene	0.48		0.46		ppm v/v			04/13/13 17:12	1
Methyl-t-Butyl Ether (MTBE)	ND		0.55		ppm v/v			04/13/13 17:12	1
Toluene	ND		0.53		ppm v/v			04/13/13 17:12	1
Xylenes, Total	1.8		1.4		ppm v/v			04/13/13 17:12	1
tert-Butyl alcohol (TBA)	ND		66		ppm v/v			04/13/13 17:12	1
<b>Surrogate</b>	<b>%Recovery</b>	<b>Qualifier</b>	<b>Limits</b>				<b>Prepared</b>	<b>Analyzed</b>	<b>Dil Fac</b>
4-Bromofluorobenzene (Surr)	106		80 - 120					04/13/13 17:12	1
Dibromofluoromethane (Surr)	113		80 - 120					04/13/13 17:12	1
Toluene-d8 (Surr)	112		80 - 120					04/13/13 17:12	1

TestAmerica Irvine

# Method Summary

Client: Conestoga-Rovers & Associates, Inc.  
Project/Site: 4212 First St., Pleasanton, CA

TestAmerica Job ID: 440-43645-1

Method	Method Description	Protocol	Laboratory
8260B	Volatile Organic Compounds (GC/MS)	SW846	TAL IRV
8260B/CA_LUFTM S	Volatile Organic Compounds by GC/MS	SW846	TAL IRV

**Protocol References:**

SW846 = "Test Methods For Evaluating Solid Waste, Physical/Chemical Methods", Third Edition, November 1986 And Its Updates.

**Laboratory References:**

TAL IRV = TestAmerica Irvine, 17461 Derian Ave, Suite 100, Irvine, CA 92614-5817, TEL (949)261-1022



# Lab Chronicle

Client: Conestoga-Rovers & Associates, Inc.  
 Project/Site: 4212 First St., Pleasanton, CA

TestAmerica Job ID: 440-43645-1

## Client Sample ID: SVE-2

Date Collected: 04/11/13 10:15

Date Received: 04/12/13 09:50

## Lab Sample ID: 440-43645-1

Matrix: Air

Prep Type	Batch Type	Batch Method	Run	Dil Factor	Initial Amount	Final Amount	Batch Number	Prepared or Analyzed	Analyst	Lab
Total/NA	Analysis	8260B		1	5 cc	10 mL	98109	04/13/13 17:42	AT	TAL IRV
Total/NA	Analysis	8260B/CA_LUFTMS		1	5 cc	10 mL	98110	04/13/13 17:42	AT	TAL IRV

## Client Sample ID: SVE-1

Date Collected: 04/11/13 10:20

Date Received: 04/12/13 09:50

## Lab Sample ID: 440-43645-2

Matrix: Air

Prep Type	Batch Type	Batch Method	Run	Dil Factor	Initial Amount	Final Amount	Batch Number	Prepared or Analyzed	Analyst	Lab
Total/NA	Analysis	8260B		1	5 cc	10 mL	98109	04/13/13 16:42	AT	TAL IRV
Total/NA	Analysis	8260B/CA_LUFTMS		1	5 cc	10 mL	98110	04/13/13 16:42	AT	TAL IRV

## Client Sample ID: SVE-2

Date Collected: 04/11/13 14:07

Date Received: 04/12/13 09:50

## Lab Sample ID: 440-43645-3

Matrix: Air

Prep Type	Batch Type	Batch Method	Run	Dil Factor	Initial Amount	Final Amount	Batch Number	Prepared or Analyzed	Analyst	Lab
Total/NA	Analysis	8260B		1	5 cc	10 mL	98109	04/13/13 18:41	AT	TAL IRV
Total/NA	Analysis	8260B/CA_LUFTMS		1	5 cc	10 mL	98110	04/13/13 18:41	AT	TAL IRV

## Client Sample ID: SVE-1

Date Collected: 04/11/13 14:11

Date Received: 04/12/13 09:50

## Lab Sample ID: 440-43645-4

Matrix: Air

Prep Type	Batch Type	Batch Method	Run	Dil Factor	Initial Amount	Final Amount	Batch Number	Prepared or Analyzed	Analyst	Lab
Total/NA	Analysis	8260B		1	5 cc	10 mL	98109	04/13/13 17:12	AT	TAL IRV
Total/NA	Analysis	8260B/CA_LUFTMS		1	5 cc	10 mL	98110	04/13/13 17:12	AT	TAL IRV

### Laboratory References:

TAL IRV = TestAmerica Irvine, 17461 Derian Ave, Suite 100, Irvine, CA 92614-5817, TEL (949)261-1022

# QC Sample Results

Client: Conestoga-Rovers & Associates, Inc.  
Project/Site: 4212 First St., Pleasanton, CA

TestAmerica Job ID: 440-43645-1

## Method: 8260B - Volatile Organic Compounds (GC/MS)

Lab Sample ID: MB 440-98109/5

Matrix: Air

Analysis Batch: 98109

Client Sample ID: Method Blank

Prep Type: Total/NA

Analyte	MB Result	MB Qualifier	RL	MDL	Unit	D	Prepared	Analyzed	Dil Fac
Benzene	ND		2.0		mg/m3			04/13/13 11:44	1
Ethylbenzene	ND		2.0		mg/m3			04/13/13 11:44	1
Methyl-t-Butyl Ether (MTBE)	ND		2.0		mg/m3			04/13/13 11:44	1
Toluene	ND		2.0		mg/m3			04/13/13 11:44	1
Xylenes, Total	ND		6.0		mg/m3			04/13/13 11:44	1
tert-Butyl alcohol (TBA)	ND		200		mg/m3			04/13/13 11:44	1

Analyte	MB Result	MB Qualifier	RL	MDL	Unit	D	Prepared	Analyzed	Dil Fac
Benzene	ND		0.63		ppm v/v			04/13/13 11:44	1
Ethylbenzene	ND		0.46		ppm v/v			04/13/13 11:44	1
Methyl-t-Butyl Ether (MTBE)	ND		0.55		ppm v/v			04/13/13 11:44	1
Toluene	ND		0.53		ppm v/v			04/13/13 11:44	1
Xylenes, Total	ND		1.4		ppm v/v			04/13/13 11:44	1
tert-Butyl alcohol (TBA)	ND		66		ppm v/v			04/13/13 11:44	1

Surrogate	MB %Recovery	MB Qualifier	Limits	Prepared	Analyzed	Dil Fac
4-Bromofluorobenzene (Surr)	96		80 - 120		04/13/13 11:44	1
Dibromofluoromethane (Surr)	98		80 - 120		04/13/13 11:44	1
Toluene-d8 (Surr)	104		80 - 120		04/13/13 11:44	1

Lab Sample ID: LCS 440-98109/6

Matrix: Air

Analysis Batch: 98109

Client Sample ID: Lab Control Sample

Prep Type: Total/NA

Analyte	Spike Added	LCS Result	LCS Qualifier	Unit	D	%Rec	%Rec. Limits
Benzene	25.0	24.1		mg/m3		96	70 - 120
Ethylbenzene	25.0	26.0		mg/m3		104	75 - 125
m,p-Xylene	50.0	53.4		mg/m3		107	75 - 125
Methyl-t-Butyl Ether (MTBE)	25.0	23.3		mg/m3		93	60 - 135
o-Xylene	25.0	27.0		mg/m3		108	75 - 125
Toluene	25.0	26.0		mg/m3		104	70 - 120
tert-Butyl alcohol (TBA)	125	137		mg/m3		109	70 - 135

Analyte	Spike Added	LCS Result	LCS Qualifier	Unit	D	%Rec	%Rec. Limits
Benzene	7.8	7.55		ppm v/v		96	70 - 120
Ethylbenzene	5.8	6.00		ppm v/v		104	75 - 125
m,p-Xylene	12	12.3		ppm v/v		107	75 - 125
Methyl-t-Butyl Ether (MTBE)	6.9	6.46		ppm v/v		93	60 - 135
o-Xylene	5.8	6.22		ppm v/v		108	75 - 125
Toluene	6.6	6.89		ppm v/v		104	70 - 120
tert-Butyl alcohol (TBA)	41	45.0		ppm v/v		109	70 - 135

Surrogate	LCS %Recovery	LCS Qualifier	Limits
4-Bromofluorobenzene (Surr)	100		80 - 120
Dibromofluoromethane (Surr)	98		80 - 120
Toluene-d8 (Surr)	107		80 - 120

TestAmerica Irvine



# QC Sample Results

Client: Conestoga-Rovers & Associates, Inc.  
Project/Site: 4212 First St., Pleasanton, CA

TestAmerica Job ID: 440-43645-1

## Method: 8260B - Volatile Organic Compounds (GC/MS) (Continued)

**Lab Sample ID: 440-43647-A-1 DU**

**Matrix: Air**

**Analysis Batch: 98109**

**Client Sample ID: Duplicate**

**Prep Type: Total/NA**

Analyte	Sample Result	Sample Qualifier	DU Result	DU Qualifier	Unit	D	RPD	Limit
Benzene	ND		ND		mg/m3		NC	20
Ethylbenzene	ND		ND		mg/m3		NC	20
Methyl-t-Butyl Ether (MTBE)	ND		ND		mg/m3		NC	25
Toluene	ND		ND		mg/m3		NC	20
Xylenes, Total	ND		ND		mg/m3		NC	20
tert-Butyl alcohol (TBA)	ND		ND		mg/m3		NC	20

Analyte	Sample Result	Sample Qualifier	DU Result	DU Qualifier	Unit	D	RPD	Limit
Benzene	ND		ND		ppm v/v		NC	20
Ethylbenzene	ND		ND		ppm v/v		NC	20
Methyl-t-Butyl Ether (MTBE)	ND		ND		ppm v/v		NC	25
Toluene	ND		ND		ppm v/v		NC	20
Xylenes, Total	ND		ND		ppm v/v		NC	20
tert-Butyl alcohol (TBA)	ND		ND		ppm v/v		NC	20

Surrogate	%Recovery	DU Qualifier	Limits
4-Bromofluorobenzene (Surr)	104		80 - 120
Dibromofluoromethane (Surr)	107		80 - 120
Toluene-d8 (Surr)	109		80 - 120

## Method: 8260B/CA\_LUFTMS - Volatile Organic Compounds by GC/MS

**Lab Sample ID: MB 440-98110/5**

**Matrix: Air**

**Analysis Batch: 98110**

**Client Sample ID: Method Blank**

**Prep Type: Total/NA**

Analyte	MB Result	MB Qualifier	RL	MDL	Unit	D	Prepared	Analyzed	Dil Fac
Volatile Fuel Hydrocarbons (C4-C12)	ND		100		mg/m3			04/13/13 11:44	1

Analyte	MB Result	MB Qualifier	RL	MDL	Unit	D	Prepared	Analyzed	Dil Fac
Volatile Fuel Hydrocarbons (C4-C12)	ND		24		ppm v/v			04/13/13 11:44	1

Surrogate	%Recovery	MB Qualifier	Limits	Prepared	Analyzed	Dil Fac
Dibromofluoromethane (Surr)	98		80 - 120		04/13/13 11:44	1
4-Bromofluorobenzene (Surr)	96		80 - 120		04/13/13 11:44	1
Toluene-d8 (Surr)	104		80 - 120		04/13/13 11:44	1

**Lab Sample ID: LCS 440-98110/7**

**Matrix: Air**

**Analysis Batch: 98110**

**Client Sample ID: Lab Control Sample**

**Prep Type: Total/NA**

Analyte	Spike Added	LCS Result	LCS Qualifier	Unit	D	%Rec	%Rec. Limits
Volatile Fuel Hydrocarbons (C4-C12)	500	574		mg/m3		115	55 - 130

Analyte	Spike Added	LCS Result	LCS Qualifier	Unit	D	%Rec	%Rec. Limits
Volatile Fuel Hydrocarbons (C4-C12)	120	140		ppm v/v		115	55 - 130

TestAmerica Irvine

# QC Sample Results

Client: Conestoga-Rovers & Associates, Inc.  
 Project/Site: 4212 First St., Pleasanton, CA

TestAmerica Job ID: 440-43645-1

## Method: 8260B/CA\_LUFTMS - Volatile Organic Compounds by GC/MS (Continued)

**Lab Sample ID: LCS 440-98110/7**

**Matrix: Air**

**Analysis Batch: 98110**

**Client Sample ID: Lab Control Sample**

**Prep Type: Total/NA**

<i>Surrogate</i>	<i>LCS</i>		<i>Limits</i>
	<i>%Recovery</i>	<i>Qualifier</i>	
<i>Dibromofluoromethane (Surr)</i>	98		80 - 120
<i>4-Bromofluorobenzene (Surr)</i>	104		80 - 120
<i>Toluene-d8 (Surr)</i>	107		80 - 120

**Lab Sample ID: 440-43647-A-1 DU**

**Matrix: Air**

**Analysis Batch: 98110**

**Client Sample ID: Duplicate**

**Prep Type: Total/NA**

<i>Analyte</i>	<i>Sample</i>	<i>Sample</i>	<i>DU</i>	<i>DU</i>	<i>Unit</i>	<i>D</i>	<i>RPD</i>	<i>Limit</i>
	<i>Result</i>	<i>Qualifier</i>	<i>Result</i>	<i>Qualifier</i>				
Volatile Fuel Hydrocarbons (C4-C12)	ND		ND		mg/m3		NC	20

<i>Analyte</i>	<i>Sample</i>	<i>Sample</i>	<i>DU</i>	<i>DU</i>	<i>Unit</i>	<i>D</i>	<i>RPD</i>	<i>Limit</i>
	<i>Result</i>	<i>Qualifier</i>	<i>Result</i>	<i>Qualifier</i>				
Volatile Fuel Hydrocarbons (C4-C12)	ND		ND		ppm v/v		NC	20

<i>Surrogate</i>	<i>DU</i>		<i>Limits</i>
	<i>%Recovery</i>	<i>Qualifier</i>	
<i>Dibromofluoromethane (Surr)</i>	107		80 - 120
<i>4-Bromofluorobenzene (Surr)</i>	104		80 - 120
<i>Toluene-d8 (Surr)</i>	109		80 - 120

# QC Association Summary

Client: Conestoga-Rovers & Associates, Inc.  
 Project/Site: 4212 First St., Pleasanton, CA

TestAmerica Job ID: 440-43645-1

## GC/MS VOA

### Analysis Batch: 98109

Lab Sample ID	Client Sample ID	Prep Type	Matrix	Method	Prep Batch
440-43645-1	SVE-2	Total/NA	Air	8260B	
440-43645-2	SVE-1	Total/NA	Air	8260B	
440-43645-3	SVE-2	Total/NA	Air	8260B	
440-43645-4	SVE-1	Total/NA	Air	8260B	
440-43647-A-1 DU	Duplicate	Total/NA	Air	8260B	
LCS 440-98109/6	Lab Control Sample	Total/NA	Air	8260B	
MB 440-98109/5	Method Blank	Total/NA	Air	8260B	

### Analysis Batch: 98110

Lab Sample ID	Client Sample ID	Prep Type	Matrix	Method	Prep Batch
440-43645-1	SVE-2	Total/NA	Air	8260B/CA_LUFT MS	
440-43645-2	SVE-1	Total/NA	Air	8260B/CA_LUFT MS	
440-43645-3	SVE-2	Total/NA	Air	8260B/CA_LUFT MS	
440-43645-4	SVE-1	Total/NA	Air	8260B/CA_LUFT MS	
440-43647-A-1 DU	Duplicate	Total/NA	Air	8260B/CA_LUFT MS	
LCS 440-98110/7	Lab Control Sample	Total/NA	Air	8260B/CA_LUFT MS	
MB 440-98110/5	Method Blank	Total/NA	Air	8260B/CA_LUFT MS	

## Definitions/Glossary

Client: Conestoga-Rovers & Associates, Inc.  
Project/Site: 4212 First St., Pleasanton, CA

TestAmerica Job ID: 440-43645-1

### Glossary

Abbreviation	These commonly used abbreviations may or may not be present in this report.
▫	Listed under the "D" column to designate that the result is reported on a dry weight basis
%R	Percent Recovery
CNF	Contains no Free Liquid
DER	Duplicate error ratio (normalized absolute difference)
DL, RA, RE, IN	Indicates a Dilution, Re-analysis, Re-extraction, or additional Initial metals/anion analysis of the sample
DLC	Decision level concentration
MDA	Minimum detectable activity
EDL	Estimated Detection Limit
MDC	Minimum detectable concentration
MDL	Method Detection Limit
ML	Minimum Level (Dioxin)
ND	Not detected at the reporting limit (or MDL or EDL if shown)
PQL	Practical Quantitation Limit
QC	Quality Control
RER	Relative error ratio
RL	Reporting Limit or Requested Limit (Radiochemistry)
RPD	Relative Percent Difference, a measure of the relative difference between two points
TEF	Toxicity Equivalent Factor (Dioxin)
TEQ	Toxicity Equivalent Quotient (Dioxin)

# Certification Summary

Client: Conestoga-Rovers & Associates, Inc.  
Project/Site: 4212 First St., Pleasanton, CA

TestAmerica Job ID: 440-43645-1

## Laboratory: TestAmerica Irvine

All certifications held by this laboratory are listed. Not all certifications are applicable to this report.

Authority	Program	EPA Region	Certification ID	Expiration Date
Alaska	State Program	10	CA01531	06-30-13
Arizona	State Program	9	AZ0671	10-13-13
California	LA Cty Sanitation Districts	9	10256	01-31-14
California	NELAP	9	1108CA	01-31-14
California	State Program	9	2706	06-30-14
Guam	State Program	9	Cert. No. 12.002r	03-28-13 *
Hawaii	State Program	9	N/A	01-31-14
Nevada	State Program	9	CA015312007A	07-31-13
Northern Mariana Islands	State Program	9	MP0002	01-31-14
Oregon	NELAP	10	4005	09-12-13
USDA	Federal		P330-09-00080	06-06-14
USEPA UCMR	Federal	1	CA01531	01-31-15

\* Expired certification is currently pending renewal and is considered valid.

TestAmerica Irvine

LAB (LOCATION)

- CALSCIENCE ( )
- SPL ( )
- XENCO ( )
- TEST AMERICA ( )
- OTHER ( )



Shell Oil Products Chain Of Custody Record

Please Check Appropriate Box:

<input type="checkbox"/> ENV. SERVICES	<input type="checkbox"/> MOTIVA RETAIL	<input type="checkbox"/> SHELL RETAIL
<input type="checkbox"/> MOTIVA SDS&CM	<input checked="" type="checkbox"/> CONSULTANT	<input type="checkbox"/> LUBES
<input type="checkbox"/> SHELL PIPELINE	<input type="checkbox"/> OTHER	

Print Bill To Contact Name: Peter Schaefer 240523

INCIDENT # (ENV SERVICES): 9 8 9 9 5 8 4 0

PO #: 2 4 0 5 2 3

SAP #: 1 3 5 7 8 2

CHECK IF NO INCIDENT # APPLIES:

DATE: 4-11-13

PAGE: 1 of 1

SAMPLING COMPANY: Conestoga-Rovers & Associates

LOG CODE: CRAW

SITE ADDRESS: Street and City: 4212 First Street, Pleasanton

State: CA

GLOBAL ID NO.: RO0000360

ADDRESS: 5900 Hollis St, Suite A, Emeryville, CA 94608

EDF DELIVERABLE TO (Name, Company, Office Location): Brenda Carter, CRA, Emeryville

PHONE NO.: 510-420-0700

E-MAIL: emeryvilleedf@croworld.com

CONSULTANT PROJECT NO.: 240523-2013-05

PROJECT CONTACT (Hardcopy or PDF Report to): Peter Schaefer

TELEPHONE: 510-420-3319

FAX: 510-420-9170

E-MAIL: pschaefer@croworld.com; iradon@croworld.com

SAMPLER NAME(S) (Print ID): Timothy Dias

LAB USE ONLY: 440-43645

TURNAROUND TIME (CALENDAR DAYS):

STANDARD (14 DAY)  5 DAYS  3 DAYS  2 DAYS  24 HOURS

RESULTS NEEDED ON WEEKEND

LA - RWQCB REPORT FORMAT:  UST AGENCY:

SPECIAL INSTRUCTIONS OR NOTES :

Copy of final report to Shell.Lab.Billing@croworld.com; iradon@croworld.com; mlundberg@croworld.com; pschaefer@croworld.com

SHELL CONTRACT RATE APPLIES

STATE REIMBURSEMENT RATE APPLIES

EDD NOT NEEDED

RECEIPT VERIFICATION REQUESTED

TEMPERATURE ON RECEIPT: 22.0

LAB USE ONLY	Field Sample Identification	SAMPLING		MATRIX	PRESERVATIVE					NO. OF CONT.	TPH -GRO, Purgeable (8260B)	BTX + MTBE + TBA (8250B)	CH4 by SCACHID 25.3 (H)	Container PID Readings or Laboratory Notes
		DATE	TIME		HCL	HNO3	H2SO4	NONE	OTHER					
	SVE-2	4/11	10:15	VAPOR						1	X	X		" "
	SVE-1	↓	10:20	↓						2	X	X		" "
	SVE-2	↓	14:07	↓						1	X	X		" "
	SVE-1	↓	14:11	↓						1	X	X		" "

Relinquished by: (Signature) <i>Timothy Dias</i> 4-11	Received by: (Signature) <i>Brenda Carter</i>	Date: 4-11-13	Time: 16:00
Relinquished by: (Signature) <i>Brenda Carter</i> 4-11-13 18:00	Received by: (Signature) <i>V. B...</i>	Date: 4/12/13	Time: 9:50

Page 16 of 17

4/19/2013

05/2/06 Revision



## Login Sample Receipt Checklist

Client: Conestoga-Rovers & Associates, Inc.

Job Number: 440-43645-1

**Login Number: 43645**

**List Number: 1**

**Creator: Perez, Angel**

**List Source: TestAmerica Irvine**

Question	Answer	Comment
Radioactivity wasn't checked or is <math>\leq</math> background as measured by a survey meter.	N/A	
The cooler's custody seal, if present, is intact.	N/A	
Sample custody seals, if present, are intact.	N/A	
The cooler or samples do not appear to have been compromised or tampered with.	N/A	
Samples were received on ice.	N/A	
Cooler Temperature is acceptable.	True	
Cooler Temperature is recorded.	True	
COC is present.	True	
COC is filled out in ink and legible.	True	
COC is filled out with all pertinent information.	True	
Is the Field Sampler's name present on COC?	True	Timothy Dias
There are no discrepancies between the containers received and the COC.	True	
Samples are received within Holding Time.	True	
Sample containers have legible labels.	True	
Containers are not broken or leaking.	True	
Sample collection date/times are provided.	True	
Appropriate sample containers are used.	True	
Sample bottles are completely filled.	True	
Sample Preservation Verified.	N/A	
There is sufficient vol. for all requested analyses, incl. any requested MS/MSDs	True	
Containers requiring zero headspace have no headspace or bubble is <math><6\text{mm}</math> (1/4").	N/A	
Multiphasic samples are not present.	N/A	
Samples do not require splitting or compositing.	N/A	
Residual Chlorine Checked.	N/A	

# TestAmerica

THE LEADER IN ENVIRONMENTAL TESTING

## ANALYTICAL REPORT

TestAmerica Laboratories, Inc.

TestAmerica Irvine

17461 Derian Ave

Suite 100

Irvine, CA 92614-5817

Tel: (949)261-1022

TestAmerica Job ID: 440-43696-1

Client Project/Site: 4212 First St., Pleasanton, CA

For:

Conestoga-Rovers & Associates, Inc.

5900 Hollis Street

Suite A

Emeryville, California 94608

Attn: Peter Schaefer



Authorized for release by:

4/19/2013 10:55:41 AM

Philip Sanelle

Project Manager I

[philip.sanelle@testamericainc.com](mailto:philip.sanelle@testamericainc.com)

### LINKS

Review your project  
results through

**TotalAccess**

Have a Question?



Visit us at:

[www.testamericainc.com](http://www.testamericainc.com)

*The test results in this report meet all 2003 NELAC and 2009 TNI requirements for accredited parameters, exceptions are noted in this report. This report may not be reproduced except in full, and with written approval from the laboratory. For questions please contact the Project Manager at the e-mail address or telephone number listed on this page.*

*This report has been electronically signed and authorized by the signatory. Electronic signature is intended to be the legally binding equivalent of a traditionally handwritten signature.*

*Results relate only to the items tested and the sample(s) as received by the laboratory.*

1

2

3

4

5

6

7

8

9

10

11

12

13





# Table of Contents

Cover Page . . . . .	1
Table of Contents . . . . .	2
Sample Summary . . . . .	3
Case Narrative . . . . .	4
Client Sample Results . . . . .	5
Method Summary . . . . .	8
Chronicle . . . . .	9
QC Sample Results . . . . .	10
QC Association . . . . .	13
Definitions . . . . .	14
Certification Summary . . . . .	15
Chain of Custody . . . . .	16
Receipt Checklists . . . . .	17

# Sample Summary

Client: Conestoga-Rovers & Associates, Inc.  
Project/Site: 4212 First St., Pleasanton, CA

TestAmerica Job ID: 440-43696-1

Lab Sample ID	Client Sample ID	Matrix	Collected	Received
440-43696-1	SVE-2	Air	04/12/13 11:45	04/13/13 10:35
440-43696-2	EW-1	Air	04/12/13 13:45	04/13/13 10:35
440-43696-3	SVE-2	Air	04/12/13 17:45	04/13/13 10:35
440-43696-4	EW-1	Air	04/12/13 17:55	04/13/13 10:35

1

2

3

4

5

6

7

8

9

10

11

12

13

# Case Narrative

Client: Conestoga-Rovers & Associates, Inc.  
Project/Site: 4212 First St., Pleasanton, CA

TestAmerica Job ID: 440-43696-1

---

**Job ID: 440-43696-1**

---

**Laboratory: TestAmerica Irvine**

---

**Narrative**

**Job Narrative**  
**440-43696-1**

**Comments**

No additional comments.

**Receipt**

The samples were received on 4/13/2013 10:35 AM; the samples arrived in good condition, properly preserved and, where required, on ice. The temperature of the cooler at receipt was 22.0° C.

**GC/MS VOA**

No analytical or quality issues were noted.

**VOA Prep**

No analytical or quality issues were noted.



# Client Sample Results

Client: Conestoga-Rovers & Associates, Inc.  
Project/Site: 4212 First St., Pleasanton, CA

TestAmerica Job ID: 440-43696-1

**Client Sample ID: SVE-2**

**Lab Sample ID: 440-43696-1**

Date Collected: 04/12/13 11:45

Matrix: Air

Date Received: 04/13/13 10:35

Sample Container: Tedlar Bag 1L

**Method: 8260B/CA\_LUFTMS - Volatile Organic Compounds by GC/MS**

Analyte	Result	Qualifier	RL	MDL	Unit	D	Prepared	Analyzed	Dil Fac
<b>Volatile Fuel Hydrocarbons (C4-C12)</b>	<b>3300</b>		100		mg/m3			04/13/13 21:40	1

Analyte	Result	Qualifier	RL	MDL	Unit	D	Prepared	Analyzed	Dil Fac
<b>Volatile Fuel Hydrocarbons (C4-C12)</b>	<b>810</b>		24		ppm v/v			04/13/13 21:40	1

Surrogate	%Recovery	Qualifier	Limits	Prepared	Analyzed	Dil Fac
Dibromofluoromethane (Surr)	115		80 - 120		04/13/13 21:40	1
4-Bromofluorobenzene (Surr)	110		80 - 120		04/13/13 21:40	1
Toluene-d8 (Surr)	114		80 - 120		04/13/13 21:40	1

**Method: 8260B - Volatile Organic Compounds (GC/MS)**

Analyte	Result	Qualifier	RL	MDL	Unit	D	Prepared	Analyzed	Dil Fac
<b>Benzene</b>	<b>4.9</b>		2.0		mg/m3			04/13/13 21:40	1
<b>Ethylbenzene</b>	<b>39</b>		2.0		mg/m3			04/13/13 21:40	1
Methyl-t-Butyl Ether (MTBE)	ND		2.0		mg/m3			04/13/13 21:40	1
<b>Toluene</b>	<b>4.1</b>		2.0		mg/m3			04/13/13 21:40	1
<b>Xylenes, Total</b>	<b>150</b>		6.0		mg/m3			04/13/13 21:40	1
tert-Butyl alcohol (TBA)	ND		200		mg/m3			04/13/13 21:40	1

Analyte	Result	Qualifier	RL	MDL	Unit	D	Prepared	Analyzed	Dil Fac
<b>Benzene</b>	<b>1.5</b>		0.63		ppm v/v			04/13/13 21:40	1
<b>Ethylbenzene</b>	<b>8.9</b>		0.46		ppm v/v			04/13/13 21:40	1
Methyl-t-Butyl Ether (MTBE)	ND		0.55		ppm v/v			04/13/13 21:40	1
<b>Toluene</b>	<b>1.1</b>		0.53		ppm v/v			04/13/13 21:40	1
<b>Xylenes, Total</b>	<b>34</b>		1.4		ppm v/v			04/13/13 21:40	1
tert-Butyl alcohol (TBA)	ND		66		ppm v/v			04/13/13 21:40	1

Surrogate	%Recovery	Qualifier	Limits	Prepared	Analyzed	Dil Fac
4-Bromofluorobenzene (Surr)	110		80 - 120		04/13/13 21:40	1
Dibromofluoromethane (Surr)	115		80 - 120		04/13/13 21:40	1
Toluene-d8 (Surr)	114		80 - 120		04/13/13 21:40	1

**Client Sample ID: EW-1**

**Lab Sample ID: 440-43696-2**

Date Collected: 04/12/13 13:45

Matrix: Air

Date Received: 04/13/13 10:35

Sample Container: Tedlar Bag 1L

**Method: 8260B/CA\_LUFTMS - Volatile Organic Compounds by GC/MS**

Analyte	Result	Qualifier	RL	MDL	Unit	D	Prepared	Analyzed	Dil Fac
<b>Volatile Fuel Hydrocarbons (C4-C12)</b>	<b>150</b>		100		mg/m3			04/13/13 19:41	1

Analyte	Result	Qualifier	RL	MDL	Unit	D	Prepared	Analyzed	Dil Fac
<b>Volatile Fuel Hydrocarbons (C4-C12)</b>	<b>37</b>		24		ppm v/v			04/13/13 19:41	1

Surrogate	%Recovery	Qualifier	Limits	Prepared	Analyzed	Dil Fac
Dibromofluoromethane (Surr)	107		80 - 120		04/13/13 19:41	1
4-Bromofluorobenzene (Surr)	104		80 - 120		04/13/13 19:41	1
Toluene-d8 (Surr)	109		80 - 120		04/13/13 19:41	1

TestAmerica Irvine

# Client Sample Results

Client: Conestoga-Rovers & Associates, Inc.  
 Project/Site: 4212 First St., Pleasanton, CA

TestAmerica Job ID: 440-43696-1

**Client Sample ID: EW-1**

**Lab Sample ID: 440-43696-2**

Date Collected: 04/12/13 13:45

Matrix: Air

Date Received: 04/13/13 10:35

Sample Container: Tedlar Bag 1L

**Method: 8260B - Volatile Organic Compounds (GC/MS)**

Analyte	Result	Qualifier	RL	MDL	Unit	D	Prepared	Analyzed	Dil Fac
Benzene	ND		2.0		mg/m3			04/13/13 19:41	1
Ethylbenzene	ND		2.0		mg/m3			04/13/13 19:41	1
Methyl-t-Butyl Ether (MTBE)	ND		2.0		mg/m3			04/13/13 19:41	1
Toluene	ND		2.0		mg/m3			04/13/13 19:41	1
Xylenes, Total	ND		6.0		mg/m3			04/13/13 19:41	1
tert-Butyl alcohol (TBA)	ND		200		mg/m3			04/13/13 19:41	1

Analyte	Result	Qualifier	RL	MDL	Unit	D	Prepared	Analyzed	Dil Fac
Benzene	ND		0.63		ppm v/v			04/13/13 19:41	1
Ethylbenzene	ND		0.46		ppm v/v			04/13/13 19:41	1
Methyl-t-Butyl Ether (MTBE)	ND		0.55		ppm v/v			04/13/13 19:41	1
Toluene	ND		0.53		ppm v/v			04/13/13 19:41	1
Xylenes, Total	ND		1.4		ppm v/v			04/13/13 19:41	1
tert-Butyl alcohol (TBA)	ND		66		ppm v/v			04/13/13 19:41	1

Surrogate	%Recovery	Qualifier	Limits	Prepared	Analyzed	Dil Fac
4-Bromofluorobenzene (Surr)	104		80 - 120		04/13/13 19:41	1
Dibromofluoromethane (Surr)	107		80 - 120		04/13/13 19:41	1
Toluene-d8 (Surr)	109		80 - 120		04/13/13 19:41	1

**Client Sample ID: SVE-2**

**Lab Sample ID: 440-43696-3**

Date Collected: 04/12/13 17:45

Matrix: Air

Date Received: 04/13/13 10:35

Sample Container: Tedlar Bag 1L

**Method: 8260B/CA\_LUFTMS - Volatile Organic Compounds by GC/MS**

Analyte	Result	Qualifier	RL	MDL	Unit	D	Prepared	Analyzed	Dil Fac
<b>Volatile Fuel Hydrocarbons (C4-C12)</b>	<b>3000</b>		100		mg/m3			04/13/13 20:41	1

Analyte	Result	Qualifier	RL	MDL	Unit	D	Prepared	Analyzed	Dil Fac
<b>Volatile Fuel Hydrocarbons (C4-C12)</b>	<b>740</b>		24		ppm v/v			04/13/13 20:41	1

Surrogate	%Recovery	Qualifier	Limits	Prepared	Analyzed	Dil Fac
Dibromofluoromethane (Surr)	107		80 - 120		04/13/13 20:41	1
4-Bromofluorobenzene (Surr)	106		80 - 120		04/13/13 20:41	1
Toluene-d8 (Surr)	109		80 - 120		04/13/13 20:41	1

**Method: 8260B - Volatile Organic Compounds (GC/MS)**

Analyte	Result	Qualifier	RL	MDL	Unit	D	Prepared	Analyzed	Dil Fac
<b>Benzene</b>	<b>4.3</b>		2.0		mg/m3			04/13/13 20:41	1
<b>Ethylbenzene</b>	<b>38</b>		2.0		mg/m3			04/13/13 20:41	1
Methyl-t-Butyl Ether (MTBE)	ND		2.0		mg/m3			04/13/13 20:41	1
<b>Toluene</b>	<b>3.9</b>		2.0		mg/m3			04/13/13 20:41	1
<b>Xylenes, Total</b>	<b>150</b>		6.0		mg/m3			04/13/13 20:41	1
tert-Butyl alcohol (TBA)	ND		200		mg/m3			04/13/13 20:41	1

Analyte	Result	Qualifier	RL	MDL	Unit	D	Prepared	Analyzed	Dil Fac
<b>Benzene</b>	<b>1.3</b>		0.63		ppm v/v			04/13/13 20:41	1
<b>Ethylbenzene</b>	<b>8.8</b>		0.46		ppm v/v			04/13/13 20:41	1
Methyl-t-Butyl Ether (MTBE)	ND		0.55		ppm v/v			04/13/13 20:41	1

TestAmerica Irvine

# Client Sample Results

Client: Conestoga-Rovers & Associates, Inc.  
Project/Site: 4212 First St., Pleasanton, CA

TestAmerica Job ID: 440-43696-1

## Client Sample ID: SVE-2

Lab Sample ID: 440-43696-3

Date Collected: 04/12/13 17:45

Matrix: Air

Date Received: 04/13/13 10:35

Sample Container: Tedlar Bag 1L

### Method: 8260B - Volatile Organic Compounds (GC/MS) (Continued)

Analyte	Result	Qualifier	RL	MDL	Unit	D	Prepared	Analyzed	Dil Fac
Toluene	1.0		0.53		ppm v/v			04/13/13 20:41	1
Xylenes, Total	34		1.4		ppm v/v			04/13/13 20:41	1
tert-Butyl alcohol (TBA)	ND		66		ppm v/v			04/13/13 20:41	1
<b>Surrogate</b>	<b>%Recovery</b>	<b>Qualifier</b>	<b>Limits</b>				<b>Prepared</b>	<b>Analyzed</b>	<b>Dil Fac</b>
4-Bromofluorobenzene (Surr)	106		80 - 120					04/13/13 20:41	1
Dibromofluoromethane (Surr)	107		80 - 120					04/13/13 20:41	1
Toluene-d8 (Surr)	109		80 - 120					04/13/13 20:41	1

## Client Sample ID: EW-1

Lab Sample ID: 440-43696-4

Date Collected: 04/12/13 17:55

Matrix: Air

Date Received: 04/13/13 10:35

Sample Container: Tedlar Bag 1L

### Method: 8260B/CA\_LUFTMS - Volatile Organic Compounds by GC/MS

Analyte	Result	Qualifier	RL	MDL	Unit	D	Prepared	Analyzed	Dil Fac
Volatile Fuel Hydrocarbons (C4-C12)	160		100		mg/m3			04/13/13 20:11	1
<b>Analyte</b>	<b>Result</b>	<b>Qualifier</b>	<b>RL</b>	<b>MDL</b>	<b>Unit</b>	<b>D</b>	<b>Prepared</b>	<b>Analyzed</b>	<b>Dil Fac</b>
Volatile Fuel Hydrocarbons (C4-C12)	39		24		ppm v/v			04/13/13 20:11	1
<b>Surrogate</b>	<b>%Recovery</b>	<b>Qualifier</b>	<b>Limits</b>				<b>Prepared</b>	<b>Analyzed</b>	<b>Dil Fac</b>
Dibromofluoromethane (Surr)	108		80 - 120					04/13/13 20:11	1
4-Bromofluorobenzene (Surr)	103		80 - 120					04/13/13 20:11	1
Toluene-d8 (Surr)	109		80 - 120					04/13/13 20:11	1

### Method: 8260B - Volatile Organic Compounds (GC/MS)

Analyte	Result	Qualifier	RL	MDL	Unit	D	Prepared	Analyzed	Dil Fac
Benzene	ND		2.0		mg/m3			04/13/13 20:11	1
Ethylbenzene	ND		2.0		mg/m3			04/13/13 20:11	1
Methyl-t-Butyl Ether (MTBE)	ND		2.0		mg/m3			04/13/13 20:11	1
Toluene	ND		2.0		mg/m3			04/13/13 20:11	1
Xylenes, Total	ND		6.0		mg/m3			04/13/13 20:11	1
tert-Butyl alcohol (TBA)	ND		200		mg/m3			04/13/13 20:11	1
<b>Analyte</b>	<b>Result</b>	<b>Qualifier</b>	<b>RL</b>	<b>MDL</b>	<b>Unit</b>	<b>D</b>	<b>Prepared</b>	<b>Analyzed</b>	<b>Dil Fac</b>
Benzene	ND		0.63		ppm v/v			04/13/13 20:11	1
Ethylbenzene	ND		0.46		ppm v/v			04/13/13 20:11	1
Methyl-t-Butyl Ether (MTBE)	ND		0.55		ppm v/v			04/13/13 20:11	1
Toluene	ND		0.53		ppm v/v			04/13/13 20:11	1
Xylenes, Total	ND		1.4		ppm v/v			04/13/13 20:11	1
tert-Butyl alcohol (TBA)	ND		66		ppm v/v			04/13/13 20:11	1
<b>Surrogate</b>	<b>%Recovery</b>	<b>Qualifier</b>	<b>Limits</b>				<b>Prepared</b>	<b>Analyzed</b>	<b>Dil Fac</b>
4-Bromofluorobenzene (Surr)	103		80 - 120					04/13/13 20:11	1
Dibromofluoromethane (Surr)	108		80 - 120					04/13/13 20:11	1
Toluene-d8 (Surr)	109		80 - 120					04/13/13 20:11	1

TestAmerica Irvine

# Method Summary

Client: Conestoga-Rovers & Associates, Inc.  
Project/Site: 4212 First St., Pleasanton, CA

TestAmerica Job ID: 440-43696-1

Method	Method Description	Protocol	Laboratory
8260B	Volatile Organic Compounds (GC/MS)	SW846	TAL IRV
8260B/CA_LUFTM S	Volatile Organic Compounds by GC/MS	SW846	TAL IRV

**Protocol References:**

SW846 = "Test Methods For Evaluating Solid Waste, Physical/Chemical Methods", Third Edition, November 1986 And Its Updates.

**Laboratory References:**

TAL IRV = TestAmerica Irvine, 17461 Derian Ave, Suite 100, Irvine, CA 92614-5817, TEL (949)261-1022



# Lab Chronicle

Client: Conestoga-Rovers & Associates, Inc.  
 Project/Site: 4212 First St., Pleasanton, CA

TestAmerica Job ID: 440-43696-1

## Client Sample ID: SVE-2

Date Collected: 04/12/13 11:45

Date Received: 04/13/13 10:35

## Lab Sample ID: 440-43696-1

Matrix: Air

Prep Type	Batch Type	Batch Method	Run	Dil Factor	Initial Amount	Final Amount	Batch Number	Prepared or Analyzed	Analyst	Lab
Total/NA	Analysis	8260B		1	5 cc	10 mL	98109	04/13/13 21:40	AT	TAL IRV
Total/NA	Analysis	8260B/CA_LUFTMS		1	5 cc	10 mL	98110	04/13/13 21:40	AT	TAL IRV

## Client Sample ID: EW-1

Date Collected: 04/12/13 13:45

Date Received: 04/13/13 10:35

## Lab Sample ID: 440-43696-2

Matrix: Air

Prep Type	Batch Type	Batch Method	Run	Dil Factor	Initial Amount	Final Amount	Batch Number	Prepared or Analyzed	Analyst	Lab
Total/NA	Analysis	8260B		1	5 cc	10 mL	98109	04/13/13 19:41	AT	TAL IRV
Total/NA	Analysis	8260B/CA_LUFTMS		1	5 cc	10 mL	98110	04/13/13 19:41	AT	TAL IRV

## Client Sample ID: SVE-2

Date Collected: 04/12/13 17:45

Date Received: 04/13/13 10:35

## Lab Sample ID: 440-43696-3

Matrix: Air

Prep Type	Batch Type	Batch Method	Run	Dil Factor	Initial Amount	Final Amount	Batch Number	Prepared or Analyzed	Analyst	Lab
Total/NA	Analysis	8260B		1	5 cc	10 mL	98109	04/13/13 20:41	AT	TAL IRV
Total/NA	Analysis	8260B/CA_LUFTMS		1	5 cc	10 mL	98110	04/13/13 20:41	AT	TAL IRV

## Client Sample ID: EW-1

Date Collected: 04/12/13 17:55

Date Received: 04/13/13 10:35

## Lab Sample ID: 440-43696-4

Matrix: Air

Prep Type	Batch Type	Batch Method	Run	Dil Factor	Initial Amount	Final Amount	Batch Number	Prepared or Analyzed	Analyst	Lab
Total/NA	Analysis	8260B		1	5 cc	10 mL	98109	04/13/13 20:11	AT	TAL IRV
Total/NA	Analysis	8260B/CA_LUFTMS		1	5 cc	10 mL	98110	04/13/13 20:11	AT	TAL IRV

### Laboratory References:

TAL IRV = TestAmerica Irvine, 17461 Derian Ave, Suite 100, Irvine, CA 92614-5817, TEL (949)261-1022



# QC Sample Results

Client: Conestoga-Rovers & Associates, Inc.  
Project/Site: 4212 First St., Pleasanton, CA

TestAmerica Job ID: 440-43696-1

## Method: 8260B - Volatile Organic Compounds (GC/MS)

**Lab Sample ID: MB 440-98109/5**

**Matrix: Air**

**Analysis Batch: 98109**

**Client Sample ID: Method Blank**

**Prep Type: Total/NA**

Analyte	MB Result	MB Qualifier	RL	MDL	Unit	D	Prepared	Analyzed	Dil Fac
Benzene	ND		2.0		mg/m3			04/13/13 11:44	1
Ethylbenzene	ND		2.0		mg/m3			04/13/13 11:44	1
Methyl-t-Butyl Ether (MTBE)	ND		2.0		mg/m3			04/13/13 11:44	1
Toluene	ND		2.0		mg/m3			04/13/13 11:44	1
Xylenes, Total	ND		6.0		mg/m3			04/13/13 11:44	1
tert-Butyl alcohol (TBA)	ND		200		mg/m3			04/13/13 11:44	1

Analyte	MB Result	MB Qualifier	RL	MDL	Unit	D	Prepared	Analyzed	Dil Fac
Benzene	ND		0.63		ppm v/v			04/13/13 11:44	1
Ethylbenzene	ND		0.46		ppm v/v			04/13/13 11:44	1
Methyl-t-Butyl Ether (MTBE)	ND		0.55		ppm v/v			04/13/13 11:44	1
Toluene	ND		0.53		ppm v/v			04/13/13 11:44	1
Xylenes, Total	ND		1.4		ppm v/v			04/13/13 11:44	1
tert-Butyl alcohol (TBA)	ND		66		ppm v/v			04/13/13 11:44	1

Surrogate	MB %Recovery	MB Qualifier	Limits	Prepared	Analyzed	Dil Fac
4-Bromofluorobenzene (Surr)	96		80 - 120		04/13/13 11:44	1
Dibromofluoromethane (Surr)	98		80 - 120		04/13/13 11:44	1
Toluene-d8 (Surr)	104		80 - 120		04/13/13 11:44	1

**Lab Sample ID: LCS 440-98109/6**

**Matrix: Air**

**Analysis Batch: 98109**

**Client Sample ID: Lab Control Sample**

**Prep Type: Total/NA**

Analyte	Spike Added	LCS Result	LCS Qualifier	Unit	D	%Rec	%Rec. Limits
Benzene	25.0	24.1		mg/m3		96	70 - 120
Ethylbenzene	25.0	26.0		mg/m3		104	75 - 125
m,p-Xylene	50.0	53.4		mg/m3		107	75 - 125
Methyl-t-Butyl Ether (MTBE)	25.0	23.3		mg/m3		93	60 - 135
o-Xylene	25.0	27.0		mg/m3		108	75 - 125
Toluene	25.0	26.0		mg/m3		104	70 - 120
tert-Butyl alcohol (TBA)	125	137		mg/m3		109	70 - 135

Analyte	Spike Added	LCS Result	LCS Qualifier	Unit	D	%Rec	%Rec. Limits
Benzene	7.8	7.55		ppm v/v		96	70 - 120
Ethylbenzene	5.8	6.00		ppm v/v		104	75 - 125
m,p-Xylene	12	12.3		ppm v/v		107	75 - 125
Methyl-t-Butyl Ether (MTBE)	6.9	6.46		ppm v/v		93	60 - 135
o-Xylene	5.8	6.22		ppm v/v		108	75 - 125
Toluene	6.6	6.89		ppm v/v		104	70 - 120
tert-Butyl alcohol (TBA)	41	45.0		ppm v/v		109	70 - 135

Surrogate	LCS %Recovery	LCS Qualifier	Limits
4-Bromofluorobenzene (Surr)	100		80 - 120
Dibromofluoromethane (Surr)	98		80 - 120
Toluene-d8 (Surr)	107		80 - 120

TestAmerica Irvine

# QC Sample Results

Client: Conestoga-Rovers & Associates, Inc.  
 Project/Site: 4212 First St., Pleasanton, CA

TestAmerica Job ID: 440-43696-1

## Method: 8260B - Volatile Organic Compounds (GC/MS) (Continued)

**Lab Sample ID: 440-43647-A-1 DU**

**Matrix: Air**

**Analysis Batch: 98109**

**Client Sample ID: Duplicate**

**Prep Type: Total/NA**

Analyte	Sample Result	Sample Qualifier	DU Result	DU Qualifier	Unit	D	RPD	Limit
Benzene	ND		ND		mg/m3		NC	20
Ethylbenzene	ND		ND		mg/m3		NC	20
Methyl-t-Butyl Ether (MTBE)	ND		ND		mg/m3		NC	25
Toluene	ND		ND		mg/m3		NC	20
Xylenes, Total	ND		ND		mg/m3		NC	20
tert-Butyl alcohol (TBA)	ND		ND		mg/m3		NC	20

Analyte	Sample Result	Sample Qualifier	DU Result	DU Qualifier	Unit	D	RPD	Limit
Benzene	ND		ND		ppm v/v		NC	20
Ethylbenzene	ND		ND		ppm v/v		NC	20
Methyl-t-Butyl Ether (MTBE)	ND		ND		ppm v/v		NC	25
Toluene	ND		ND		ppm v/v		NC	20
Xylenes, Total	ND		ND		ppm v/v		NC	20
tert-Butyl alcohol (TBA)	ND		ND		ppm v/v		NC	20

Surrogate	%Recovery	DU Qualifier	Limits
4-Bromofluorobenzene (Surr)	104		80 - 120
Dibromofluoromethane (Surr)	107		80 - 120
Toluene-d8 (Surr)	109		80 - 120

## Method: 8260B/CA\_LUFTMS - Volatile Organic Compounds by GC/MS

**Lab Sample ID: MB 440-98110/5**

**Matrix: Air**

**Analysis Batch: 98110**

**Client Sample ID: Method Blank**

**Prep Type: Total/NA**

Analyte	MB Result	MB Qualifier	RL	MDL	Unit	D	Prepared	Analyzed	Dil Fac
Volatile Fuel Hydrocarbons (C4-C12)	ND		100		mg/m3			04/13/13 11:44	1

Analyte	MB Result	MB Qualifier	RL	MDL	Unit	D	Prepared	Analyzed	Dil Fac
Volatile Fuel Hydrocarbons (C4-C12)	ND		24		ppm v/v			04/13/13 11:44	1

Surrogate	%Recovery	MB Qualifier	Limits	Prepared	Analyzed	Dil Fac
Dibromofluoromethane (Surr)	98		80 - 120		04/13/13 11:44	1
4-Bromofluorobenzene (Surr)	96		80 - 120		04/13/13 11:44	1
Toluene-d8 (Surr)	104		80 - 120		04/13/13 11:44	1

**Lab Sample ID: LCS 440-98110/7**

**Matrix: Air**

**Analysis Batch: 98110**

**Client Sample ID: Lab Control Sample**

**Prep Type: Total/NA**

Analyte	Spike Added	LCS Result	LCS Qualifier	Unit	D	%Rec	%Rec. Limits
Volatile Fuel Hydrocarbons (C4-C12)	500	574		mg/m3		115	55 - 130

Analyte	Spike Added	LCS Result	LCS Qualifier	Unit	D	%Rec	%Rec. Limits
Volatile Fuel Hydrocarbons (C4-C12)	120	140		ppm v/v		115	55 - 130

TestAmerica Irvine

# QC Sample Results

Client: Conestoga-Rovers & Associates, Inc.  
 Project/Site: 4212 First St., Pleasanton, CA

TestAmerica Job ID: 440-43696-1

## Method: 8260B/CA\_LUFTMS - Volatile Organic Compounds by GC/MS (Continued)

**Lab Sample ID: LCS 440-98110/7**

**Matrix: Air**

**Analysis Batch: 98110**

**Client Sample ID: Lab Control Sample**

**Prep Type: Total/NA**

<i>Surrogate</i>	<i>LCS LCS</i>		<i>Limits</i>
	<i>%Recovery</i>	<i>Qualifier</i>	
<i>Dibromofluoromethane (Surr)</i>	98		80 - 120
<i>4-Bromofluorobenzene (Surr)</i>	104		80 - 120
<i>Toluene-d8 (Surr)</i>	107		80 - 120

**Lab Sample ID: 440-43647-A-1 DU**

**Matrix: Air**

**Analysis Batch: 98110**

**Client Sample ID: Duplicate**

**Prep Type: Total/NA**

<i>Analyte</i>	<i>Sample</i>	<i>Sample</i>	<i>DU</i>	<i>DU</i>	<i>Unit</i>	<i>D</i>	<i>RPD</i>	<i>Limit</i>
	<i>Result</i>	<i>Qualifier</i>	<i>Result</i>	<i>Qualifier</i>				
Volatile Fuel Hydrocarbons (C4-C12)	ND		ND		mg/m3		NC	20

<i>Analyte</i>	<i>Sample</i>	<i>Sample</i>	<i>DU</i>	<i>DU</i>	<i>Unit</i>	<i>D</i>	<i>RPD</i>	<i>Limit</i>
	<i>Result</i>	<i>Qualifier</i>	<i>Result</i>	<i>Qualifier</i>				
Volatile Fuel Hydrocarbons (C4-C12)	ND		ND		ppm v/v		NC	20

<i>Surrogate</i>	<i>DU DU</i>		<i>Limits</i>
	<i>%Recovery</i>	<i>Qualifier</i>	
<i>Dibromofluoromethane (Surr)</i>	107		80 - 120
<i>4-Bromofluorobenzene (Surr)</i>	104		80 - 120
<i>Toluene-d8 (Surr)</i>	109		80 - 120

# QC Association Summary

Client: Conestoga-Rovers & Associates, Inc.  
Project/Site: 4212 First St., Pleasanton, CA

TestAmerica Job ID: 440-43696-1

## GC/MS VOA

### Analysis Batch: 98109

Lab Sample ID	Client Sample ID	Prep Type	Matrix	Method	Prep Batch
440-43647-A-1 DU	Duplicate	Total/NA	Air	8260B	
440-43696-1	SVE-2	Total/NA	Air	8260B	
440-43696-2	EW-1	Total/NA	Air	8260B	
440-43696-3	SVE-2	Total/NA	Air	8260B	
440-43696-4	EW-1	Total/NA	Air	8260B	
LCS 440-98109/6	Lab Control Sample	Total/NA	Air	8260B	
MB 440-98109/5	Method Blank	Total/NA	Air	8260B	

### Analysis Batch: 98110

Lab Sample ID	Client Sample ID	Prep Type	Matrix	Method	Prep Batch
440-43647-A-1 DU	Duplicate	Total/NA	Air	8260B/CA_LUFT MS	
440-43696-1	SVE-2	Total/NA	Air	8260B/CA_LUFT MS	
440-43696-2	EW-1	Total/NA	Air	8260B/CA_LUFT MS	
440-43696-3	SVE-2	Total/NA	Air	8260B/CA_LUFT MS	
440-43696-4	EW-1	Total/NA	Air	8260B/CA_LUFT MS	
LCS 440-98110/7	Lab Control Sample	Total/NA	Air	8260B/CA_LUFT MS	
MB 440-98110/5	Method Blank	Total/NA	Air	8260B/CA_LUFT MS	

## Definitions/Glossary

Client: Conestoga-Rovers & Associates, Inc.  
Project/Site: 4212 First St., Pleasanton, CA

TestAmerica Job ID: 440-43696-1

### Glossary

Abbreviation	These commonly used abbreviations may or may not be present in this report.
▫	Listed under the "D" column to designate that the result is reported on a dry weight basis
%R	Percent Recovery
CNF	Contains no Free Liquid
DER	Duplicate error ratio (normalized absolute difference)
DL, RA, RE, IN	Indicates a Dilution, Re-analysis, Re-extraction, or additional Initial metals/anion analysis of the sample
DLC	Decision level concentration
MDA	Minimum detectable activity
EDL	Estimated Detection Limit
MDC	Minimum detectable concentration
MDL	Method Detection Limit
ML	Minimum Level (Dioxin)
ND	Not detected at the reporting limit (or MDL or EDL if shown)
PQL	Practical Quantitation Limit
QC	Quality Control
RER	Relative error ratio
RL	Reporting Limit or Requested Limit (Radiochemistry)
RPD	Relative Percent Difference, a measure of the relative difference between two points
TEF	Toxicity Equivalent Factor (Dioxin)
TEQ	Toxicity Equivalent Quotient (Dioxin)

# Certification Summary

Client: Conestoga-Rovers & Associates, Inc.  
Project/Site: 4212 First St., Pleasanton, CA

TestAmerica Job ID: 440-43696-1

## Laboratory: TestAmerica Irvine

All certifications held by this laboratory are listed. Not all certifications are applicable to this report.

Authority	Program	EPA Region	Certification ID	Expiration Date
Alaska	State Program	10	CA01531	06-30-13
Arizona	State Program	9	AZ0671	10-13-13
California	LA Cty Sanitation Districts	9	10256	01-31-14
California	NELAP	9	1108CA	01-31-14
California	State Program	9	2706	06-30-14
Guam	State Program	9	Cert. No. 12.002r	03-28-13 *
Hawaii	State Program	9	N/A	01-31-14
Nevada	State Program	9	CA015312007A	07-31-13
Northern Mariana Islands	State Program	9	MP0002	01-31-14
Oregon	NELAP	10	4005	09-12-13
USDA	Federal		P330-09-00080	06-06-14
USEPA UCMR	Federal	1	CA01531	01-31-15

\* Expired certification is currently pending renewal and is considered valid.

TestAmerica Irvine



# Shell Oil Products Chain Of Custody Record

LAB (LOCATION)

CALSCIENCE ( )

SPL ( )

XENCO ( )

TEST AMERICA ( )

OTHER ( )

Please Check Appropriate Box:

ENV. SERVICES     MOTIVA RETAIL     SHELL RETAIL

MOTIVA SD&CM     CONSULTANT     LUBES

SHELL PIPELINE     OTHER ( )

Print Bill To Contact Name: **Peter Schaefer 240523**

INCIDENT # (ENV.SERVICES): 9 8 9 9 5 8 4 0

PO #: 2 4 0 5 2 3

SAP #: 1 3 5 7 8 2

CHECK IF NO INCIDENT # APPLIES

DATE: **4-12-13**

PAGE: 1 of 1

SAMPLING COMPANY: **Conestoga-Rovers & Associates**

LOG CODE: **CRAW**

ADDRESS: **5900 Hollis St, Suite A, Emeryville, CA 94608**

PROJECT CONTACT (Hardcopy or PDF Report to): **Peter Schaefer**

TELEPHONE: **510-420-3319**    FAX: **510-420-9170**    E-MAIL: **pschaefer@croworld.com; jradon@croworld.com**

TURNAROUND TIME (CALENDAR DAYS):  
 STANDARD (3-4 DAY)     5 DAYS     3 DAYS     2 DAYS     24 HOURS     RESULTS NEEDED ON WEEKEND

LA - RWQCB REPORT FORMAT     UST AGENCY:

SITE ADDRESS: Street and City: **4212 First Street, Pleasanton**

State: **CA**    GLOBAL ID NO.: **RO0000360**

EDP DELIVERABLE TO (Memo, Company, Office Location): **Brenda Carter, CRA, Emeryville**    PHONE NO.: **510-420-0700**    E-MAIL: **emeryvilleedf@croworld.com**    CONSULTANT PROJECT NO.: **240523-95-12.06**

SAMPLER NAME(S) (PRINT): **VARTAN HANEDANIAN**

LAB USE ONLY: **440-43696**

SPECIAL INSTRUCTIONS OR NOTES :

Copy of final report to Shell.Lab.Billing@croworld.com;  
 jradon@croworld.com; mlundberg@croworld.com;  
 pschaefer@croworld.com

SHELL CONTRACT RATE APPLIES  
 STATE REIMBURSEMENT RATE APPLIES  
 EDD NOT NEEDED  
 RECEIPT VERIFICATION REQUESTED

## REQUESTED ANALYSIS

LAB USE ONLY	Field Sample Identification	SAMPLING		MATRIX	PRESERVATIVE					NO. OF CONT.	TPH - GRO, Purgeable (#260B)	BTX + MTBE + TBA (#280B)	CH4 by SCAQMD 25.3 (M)	TEMPERATURE ON RECEIPT °C	Container PID Readings or Laboratory Notes
		DATE	TIME		HCL	HNO3	H2SO4	NONE	OTHER						
	SVE-2	4/12	11:45	VAPOR					X	1	X	X			TEDLAR BAGS
	EW-1	↓	1:45	VAPOR					X	1	X	X		“ “	
	SVE-2	↓	5:45	VAPOR					X	1	X	X		“ “	
	EW-1	↓	5:55	VAPOR					X	1	X	X		“ “	

Relinquished by: (Signature) <i>Vartan Hanedanian</i>	Received by: (Signature) <i>Heath Hoyle</i>	Date: <b>4-12-13</b>	Time: <b>17:55</b>
Relinquished by: (Signature) <i>Heath Hoyle</i> 4-12-13 18:10	Received by: (Signature)	Date:	Time:
Relinquished by: (Signature)	Received by: (Signature) <i>[Signature]</i>	Date: <b>04/13/13</b>	Time: <b>10:35</b>



## Login Sample Receipt Checklist

Client: Conestoga-Rovers & Associates, Inc.

Job Number: 440-43696-1

**Login Number: 43696**

**List Number: 1**

**Creator: Perez, Angel**

**List Source: TestAmerica Irvine**

Question	Answer	Comment
Radioactivity wasn't checked or is $\leq$ background as measured by a survey meter.	N/A	
The cooler's custody seal, if present, is intact.	N/A	
Sample custody seals, if present, are intact.	N/A	
The cooler or samples do not appear to have been compromised or tampered with.	N/A	
Samples were received on ice.	N/A	
Cooler Temperature is acceptable.	True	
Cooler Temperature is recorded.	True	
COC is present.	True	
COC is filled out in ink and legible.	True	
COC is filled out with all pertinent information.	True	
Is the Field Sampler's name present on COC?	True	Vartan Hanedanian
There are no discrepancies between the containers received and the COC.	True	
Samples are received within Holding Time.	True	
Sample containers have legible labels.	True	
Containers are not broken or leaking.	True	
Sample collection date/times are provided.	True	
Appropriate sample containers are used.	True	
Sample bottles are completely filled.	True	
Sample Preservation Verified.	N/A	
There is sufficient vol. for all requested analyses, incl. any requested MS/MSDs	True	
Containers requiring zero headspace have no headspace or bubble is $<6\text{mm}$ (1/4").	N/A	
Multiphasic samples are not present.	N/A	
Samples do not require splitting or compositing.	N/A	
Residual Chlorine Checked.	N/A	



# TestAmerica

THE LEADER IN ENVIRONMENTAL TESTING

## ANALYTICAL REPORT

TestAmerica Laboratories, Inc.

TestAmerica Irvine

17461 Derian Ave

Suite 100

Irvine, CA 92614-5817

Tel: (949)261-1022

TestAmerica Job ID: 440-44060-1

Client Project/Site: 4212 First St., Pleasanton, CA

For:

Conestoga-Rovers & Associates, Inc.

5900 Hollis Street

Suite A

Emeryville, California 94608

Attn: Peter Schaefer



Authorized for release by:

4/23/2013 2:50:28 PM

Philip Sanelle

Project Manager I

[philip.sanelle@testamericainc.com](mailto:philip.sanelle@testamericainc.com)

### LINKS

Review your project  
results through  
**TotalAccess**

Have a Question?



Visit us at:  
[www.testamericainc.com](http://www.testamericainc.com)

*The test results in this report meet all 2003 NELAC and 2009 TNI requirements for accredited parameters, exceptions are noted in this report. This report may not be reproduced except in full, and with written approval from the laboratory. For questions please contact the Project Manager at the e-mail address or telephone number listed on this page.*

*This report has been electronically signed and authorized by the signatory. Electronic signature is intended to be the legally binding equivalent of a traditionally handwritten signature.*

*Results relate only to the items tested and the sample(s) as received by the laboratory.*

1

2

3

4

5

6

7

8

9

10

11

12

13

# Table of Contents

Cover Page . . . . .	1
Table of Contents . . . . .	2
Sample Summary . . . . .	3
Case Narrative . . . . .	4
Client Sample Results . . . . .	5
Method Summary . . . . .	8
Chronicle . . . . .	9
QC Sample Results . . . . .	10
QC Association . . . . .	13
Definitions . . . . .	14
Certification Summary . . . . .	15
Chain of Custody . . . . .	16
Receipt Checklists . . . . .	17



# Sample Summary

Client: Conestoga-Rovers & Associates, Inc.  
Project/Site: 4212 First St., Pleasanton, CA

TestAmerica Job ID: 440-44060-1

Lab Sample ID	Client Sample ID	Matrix	Collected	Received
440-44060-1	SVE-2	Air	04/16/13 12:25	04/17/13 10:00
440-44060-2	SVE-2	Air	04/16/13 17:10	04/17/13 10:00
440-44060-3	Eff	Air	04/16/13 17:15	04/17/13 10:00

1

2

3

4

5

6

7

8

9

10

11

12

13

## Case Narrative

Client: Conestoga-Rovers & Associates, Inc.  
Project/Site: 4212 First St., Pleasanton, CA

TestAmerica Job ID: 440-44060-1

---

**Job ID: 440-44060-1**

---

**Laboratory: TestAmerica Irvine**

---

### Narrative

**Job Narrative**  
**440-44060-1**

### Comments

No additional comments.

### Receipt

The samples were received on 4/17/2013 10:00 AM; the samples arrived in good condition, properly preserved and, where required, on ice. The temperature of the cooler at receipt was 22.0° C.

### GC/MS VOA

Method(s) 8260B/CA\_LUFTMS: The following sample(s) was analyzed outside of analytical holding time: SVE-2 (440-44060-1).

No other analytical or quality issues were noted.

### VOA Prep

No analytical or quality issues were noted.

1

2

3

4

5

6

7

8

9

10

11

12

13

# Client Sample Results

Client: Conestoga-Rovers & Associates, Inc.  
Project/Site: 4212 First St., Pleasanton, CA

TestAmerica Job ID: 440-44060-1

**Client Sample ID: SVE-2**

**Lab Sample ID: 440-44060-1**

Date Collected: 04/16/13 12:25

Matrix: Air

Date Received: 04/17/13 10:00

Sample Container: Tedlar Bag 1L

**Method: 8260B/CA\_LUFTMS - Volatile Organic Compounds by GC/MS**

Analyte	Result	Qualifier	RL	MDL	Unit	D	Prepared	Analyzed	Dil Fac
<b>Volatile Fuel Hydrocarbons (C4-C12)</b>	<b>3000</b>	<b>H</b>	100		mg/m3			04/19/13 12:47	1

Analyte	Result	Qualifier	RL	MDL	Unit	D	Prepared	Analyzed	Dil Fac
<b>Volatile Fuel Hydrocarbons (C4-C12)</b>	<b>740</b>	<b>H</b>	24		ppm v/v			04/19/13 12:47	1

Surrogate	%Recovery	Qualifier	Limits	Prepared	Analyzed	Dil Fac
Dibromofluoromethane (Surr)	97		80 - 120		04/19/13 12:47	1
4-Bromofluorobenzene (Surr)	109		80 - 120		04/19/13 12:47	1
Toluene-d8 (Surr)	108		80 - 120		04/19/13 12:47	1

**Method: 8260B - Volatile Organic Compounds (GC/MS)**

Analyte	Result	Qualifier	RL	MDL	Unit	D	Prepared	Analyzed	Dil Fac
<b>Benzene</b>	<b>4.2</b>	<b>H</b>	2.0		mg/m3			04/19/13 12:47	1
<b>Ethylbenzene</b>	<b>31</b>	<b>H</b>	2.0		mg/m3			04/19/13 12:47	1
Methyl-t-Butyl Ether (MTBE)	ND	H	2.0		mg/m3			04/19/13 12:47	1
<b>Toluene</b>	<b>3.5</b>	<b>H</b>	2.0		mg/m3			04/19/13 12:47	1
<b>Xylenes, Total</b>	<b>100</b>	<b>H</b>	6.0		mg/m3			04/19/13 12:47	1
tert-Butyl alcohol (TBA)	ND	H	200		mg/m3			04/19/13 12:47	1

Analyte	Result	Qualifier	RL	MDL	Unit	D	Prepared	Analyzed	Dil Fac
<b>Benzene</b>	<b>1.3</b>	<b>H</b>	0.63		ppm v/v			04/19/13 12:47	1
<b>Ethylbenzene</b>	<b>7.2</b>	<b>H</b>	0.46		ppm v/v			04/19/13 12:47	1
Methyl-t-Butyl Ether (MTBE)	ND	H	0.55		ppm v/v			04/19/13 12:47	1
<b>Toluene</b>	<b>0.92</b>	<b>H</b>	0.53		ppm v/v			04/19/13 12:47	1
<b>Xylenes, Total</b>	<b>24</b>	<b>H</b>	1.4		ppm v/v			04/19/13 12:47	1
tert-Butyl alcohol (TBA)	ND	H	66		ppm v/v			04/19/13 12:47	1

Surrogate	%Recovery	Qualifier	Limits	Prepared	Analyzed	Dil Fac
4-Bromofluorobenzene (Surr)	109		80 - 120		04/19/13 12:47	1
Dibromofluoromethane (Surr)	97		80 - 120		04/19/13 12:47	1
Toluene-d8 (Surr)	108		80 - 120		04/19/13 12:47	1

**Client Sample ID: SVE-2**

**Lab Sample ID: 440-44060-2**

Date Collected: 04/16/13 17:10

Matrix: Air

Date Received: 04/17/13 10:00

Sample Container: Tedlar Bag 1L

**Method: 8260B/CA\_LUFTMS - Volatile Organic Compounds by GC/MS**

Analyte	Result	Qualifier	RL	MDL	Unit	D	Prepared	Analyzed	Dil Fac
<b>Volatile Fuel Hydrocarbons (C4-C12)</b>	<b>1700</b>		100		mg/m3			04/19/13 12:16	1

Analyte	Result	Qualifier	RL	MDL	Unit	D	Prepared	Analyzed	Dil Fac
<b>Volatile Fuel Hydrocarbons (C4-C12)</b>	<b>420</b>		24		ppm v/v			04/19/13 12:16	1

Surrogate	%Recovery	Qualifier	Limits	Prepared	Analyzed	Dil Fac
Dibromofluoromethane (Surr)	92		80 - 120		04/19/13 12:16	1
4-Bromofluorobenzene (Surr)	108		80 - 120		04/19/13 12:16	1
Toluene-d8 (Surr)	105		80 - 120		04/19/13 12:16	1

TestAmerica Irvine

# Client Sample Results

Client: Conestoga-Rovers & Associates, Inc.  
Project/Site: 4212 First St., Pleasanton, CA

TestAmerica Job ID: 440-44060-1

**Client Sample ID: SVE-2**

**Lab Sample ID: 440-44060-2**

Date Collected: 04/16/13 17:10

Matrix: Air

Date Received: 04/17/13 10:00

Sample Container: Tedlar Bag 1L

**Method: 8260B - Volatile Organic Compounds (GC/MS)**

Analyte	Result	Qualifier	RL	MDL	Unit	D	Prepared	Analyzed	Dil Fac
Benzene	2.3		2.0		mg/m3			04/19/13 12:16	1
Ethylbenzene	17		2.0		mg/m3			04/19/13 12:16	1
Methyl-t-Butyl Ether (MTBE)	ND		2.0		mg/m3			04/19/13 12:16	1
Toluene	2.1		2.0		mg/m3			04/19/13 12:16	1
Xylenes, Total	59		6.0		mg/m3			04/19/13 12:16	1
tert-Butyl alcohol (TBA)	ND		200		mg/m3			04/19/13 12:16	1

Analyte	Result	Qualifier	RL	MDL	Unit	D	Prepared	Analyzed	Dil Fac
Benzene	0.71		0.63		ppm v/v			04/19/13 12:16	1
Ethylbenzene	4.0		0.46		ppm v/v			04/19/13 12:16	1
Methyl-t-Butyl Ether (MTBE)	ND		0.55		ppm v/v			04/19/13 12:16	1
Toluene	0.55		0.53		ppm v/v			04/19/13 12:16	1
Xylenes, Total	14		1.4		ppm v/v			04/19/13 12:16	1
tert-Butyl alcohol (TBA)	ND		66		ppm v/v			04/19/13 12:16	1

Surrogate	%Recovery	Qualifier	Limits	Prepared	Analyzed	Dil Fac
4-Bromofluorobenzene (Surr)	108		80 - 120		04/19/13 12:16	1
Dibromofluoromethane (Surr)	92		80 - 120		04/19/13 12:16	1
Toluene-d8 (Surr)	105		80 - 120		04/19/13 12:16	1

**Client Sample ID: Eff**

**Lab Sample ID: 440-44060-3**

Date Collected: 04/16/13 17:15

Matrix: Air

Date Received: 04/17/13 10:00

Sample Container: Tedlar Bag 1L

**Method: 8260B/CA\_LUFTMS - Volatile Organic Compounds by GC/MS**

Analyte	Result	Qualifier	RL	MDL	Unit	D	Prepared	Analyzed	Dil Fac
Volatile Fuel Hydrocarbons (C4-C12)	ND		100		mg/m3			04/19/13 11:15	1
Volatile Fuel Hydrocarbons (C4-C12)	ND		24		ppm v/v			04/19/13 11:15	1

Surrogate	%Recovery	Qualifier	Limits	Prepared	Analyzed	Dil Fac
Dibromofluoromethane (Surr)	89		80 - 120		04/19/13 11:15	1
4-Bromofluorobenzene (Surr)	105		80 - 120		04/19/13 11:15	1
Toluene-d8 (Surr)	105		80 - 120		04/19/13 11:15	1

**Method: 8260B - Volatile Organic Compounds (GC/MS)**

Analyte	Result	Qualifier	RL	MDL	Unit	D	Prepared	Analyzed	Dil Fac
Benzene	ND		2.0		mg/m3			04/19/13 11:15	1
Ethylbenzene	ND		2.0		mg/m3			04/19/13 11:15	1
Methyl-t-Butyl Ether (MTBE)	ND		2.0		mg/m3			04/19/13 11:15	1
Toluene	ND		2.0		mg/m3			04/19/13 11:15	1
Xylenes, Total	ND		6.0		mg/m3			04/19/13 11:15	1
tert-Butyl alcohol (TBA)	ND		200		mg/m3			04/19/13 11:15	1

Analyte	Result	Qualifier	RL	MDL	Unit	D	Prepared	Analyzed	Dil Fac
Benzene	ND		0.63		ppm v/v			04/19/13 11:15	1
Ethylbenzene	ND		0.46		ppm v/v			04/19/13 11:15	1
Methyl-t-Butyl Ether (MTBE)	ND		0.55		ppm v/v			04/19/13 11:15	1
Toluene	ND		0.53		ppm v/v			04/19/13 11:15	1
Xylenes, Total	ND		1.4		ppm v/v			04/19/13 11:15	1

TestAmerica Irvine

# Client Sample Results

Client: Conestoga-Rovers & Associates, Inc.  
 Project/Site: 4212 First St., Pleasanton, CA

TestAmerica Job ID: 440-44060-1

**Client Sample ID: Eff**

**Lab Sample ID: 440-44060-3**

**Date Collected: 04/16/13 17:15**

**Matrix: Air**

**Date Received: 04/17/13 10:00**

**Sample Container: Tedlar Bag 1L**

**Method: 8260B - Volatile Organic Compounds (GC/MS) (Continued)**

Analyte	Result	Qualifier	RL	MDL	Unit	D	Prepared	Analyzed	Dil Fac
tert-Butyl alcohol (TBA)	ND		66		ppm v/v			04/19/13 11:15	1

Surrogate	%Recovery	Qualifier	Limits	Prepared	Analyzed	Dil Fac
4-Bromofluorobenzene (Surr)	105		80 - 120		04/19/13 11:15	1
Dibromofluoromethane (Surr)	89		80 - 120		04/19/13 11:15	1
Toluene-d8 (Surr)	105		80 - 120		04/19/13 11:15	1



# Method Summary

Client: Conestoga-Rovers & Associates, Inc.  
Project/Site: 4212 First St., Pleasanton, CA

TestAmerica Job ID: 440-44060-1

Method	Method Description	Protocol	Laboratory
8260B	Volatile Organic Compounds (GC/MS)	SW846	TAL IRV
8260B/CA_LUFTM S	Volatile Organic Compounds by GC/MS	SW846	TAL IRV

**Protocol References:**

SW846 = "Test Methods For Evaluating Solid Waste, Physical/Chemical Methods", Third Edition, November 1986 And Its Updates.

**Laboratory References:**

TAL IRV = TestAmerica Irvine, 17461 Derian Ave, Suite 100, Irvine, CA 92614-5817, TEL (949)261-1022





# Lab Chronicle

Client: Conestoga-Rovers & Associates, Inc.  
 Project/Site: 4212 First St., Pleasanton, CA

TestAmerica Job ID: 440-44060-1

**Client Sample ID: SVE-2**

Date Collected: 04/16/13 12:25

Date Received: 04/17/13 10:00

**Lab Sample ID: 440-44060-1**

Matrix: Air

Prep Type	Batch Type	Batch Method	Run	Dil Factor	Initial Amount	Final Amount	Batch Number	Prepared or Analyzed	Analyst	Lab
Total/NA	Analysis	8260B		1	5 cc	10 mL	99288	04/19/13 12:47	SS	TAL IRV
Total/NA	Analysis	8260B/CA_LUFTMS		1	5 cc	10 mL	99289	04/19/13 12:47	SS	TAL IRV

**Client Sample ID: SVE-2**

Date Collected: 04/16/13 17:10

Date Received: 04/17/13 10:00

**Lab Sample ID: 440-44060-2**

Matrix: Air

Prep Type	Batch Type	Batch Method	Run	Dil Factor	Initial Amount	Final Amount	Batch Number	Prepared or Analyzed	Analyst	Lab
Total/NA	Analysis	8260B		1	5 cc	10 mL	99288	04/19/13 12:16	SS	TAL IRV
Total/NA	Analysis	8260B/CA_LUFTMS		1	5 cc	10 mL	99289	04/19/13 12:16	SS	TAL IRV

**Client Sample ID: Eff**

Date Collected: 04/16/13 17:15

Date Received: 04/17/13 10:00

**Lab Sample ID: 440-44060-3**

Matrix: Air

Prep Type	Batch Type	Batch Method	Run	Dil Factor	Initial Amount	Final Amount	Batch Number	Prepared or Analyzed	Analyst	Lab
Total/NA	Analysis	8260B		1	5 cc	10 mL	99288	04/19/13 11:15	SS	TAL IRV
Total/NA	Analysis	8260B/CA_LUFTMS		1	5 cc	10 mL	99289	04/19/13 11:15	SS	TAL IRV

**Laboratory References:**

TAL IRV = TestAmerica Irvine, 17461 Derian Ave, Suite 100, Irvine, CA 92614-5817, TEL (949)261-1022

# QC Sample Results

Client: Conestoga-Rovers & Associates, Inc.  
 Project/Site: 4212 First St., Pleasanton, CA

TestAmerica Job ID: 440-44060-1

## Method: 8260B - Volatile Organic Compounds (GC/MS)

Lab Sample ID: MB 440-99288/7

Matrix: Air

Analysis Batch: 99288

Client Sample ID: Method Blank

Prep Type: Total/NA

Analyte	MB Result	MB Qualifier	RL	MDL	Unit	D	Prepared	Analyzed	Dil Fac
Benzene	ND		2.0		mg/m3			04/19/13 10:44	1
Ethylbenzene	ND		2.0		mg/m3			04/19/13 10:44	1
Methyl-t-Butyl Ether (MTBE)	ND		2.0		mg/m3			04/19/13 10:44	1
Toluene	ND		2.0		mg/m3			04/19/13 10:44	1
Xylenes, Total	ND		6.0		mg/m3			04/19/13 10:44	1
tert-Butyl alcohol (TBA)	ND		200		mg/m3			04/19/13 10:44	1

Analyte	MB Result	MB Qualifier	RL	MDL	Unit	D	Prepared	Analyzed	Dil Fac
Benzene	ND		0.63		ppm v/v			04/19/13 10:44	1
Ethylbenzene	ND		0.46		ppm v/v			04/19/13 10:44	1
Methyl-t-Butyl Ether (MTBE)	ND		0.55		ppm v/v			04/19/13 10:44	1
Toluene	ND		0.53		ppm v/v			04/19/13 10:44	1
Xylenes, Total	ND		1.4		ppm v/v			04/19/13 10:44	1
tert-Butyl alcohol (TBA)	ND		66		ppm v/v			04/19/13 10:44	1

Surrogate	MB %Recovery	MB Qualifier	Limits	Prepared	Analyzed	Dil Fac
4-Bromofluorobenzene (Surr)	103		80 - 120		04/19/13 10:44	1
Dibromofluoromethane (Surr)	87		80 - 120		04/19/13 10:44	1
Toluene-d8 (Surr)	106		80 - 120		04/19/13 10:44	1

Lab Sample ID: LCS 440-99288/5

Matrix: Air

Analysis Batch: 99288

Client Sample ID: Lab Control Sample

Prep Type: Total/NA

Analyte	Spike Added	LCS Result	LCS Qualifier	Unit	D	%Rec	%Rec. Limits
Benzene	25.0	26.5		mg/m3		106	70 - 120
Ethylbenzene	25.0	25.8		mg/m3		103	75 - 125
m,p-Xylene	50.0	52.9		mg/m3		106	75 - 125
Methyl-t-Butyl Ether (MTBE)	25.0	27.2		mg/m3		109	60 - 135
o-Xylene	25.0	26.8		mg/m3		107	75 - 125
Toluene	25.0	27.6		mg/m3		111	70 - 120
tert-Butyl alcohol (TBA)	125	138		mg/m3		111	70 - 135

Analyte	Spike Added	LCS Result	LCS Qualifier	Unit	D	%Rec	%Rec. Limits
Benzene	7.8	8.28		ppm v/v		106	70 - 120
Ethylbenzene	5.8	5.93		ppm v/v		103	75 - 125
m,p-Xylene	12	12.2		ppm v/v		106	75 - 125
Methyl-t-Butyl Ether (MTBE)	6.9	7.54		ppm v/v		109	60 - 135
o-Xylene	5.8	6.16		ppm v/v		107	75 - 125
Toluene	6.6	7.33		ppm v/v		111	70 - 120
tert-Butyl alcohol (TBA)	41	45.7		ppm v/v		111	70 - 135

Surrogate	LCS %Recovery	LCS Qualifier	Limits
4-Bromofluorobenzene (Surr)	103		80 - 120
Dibromofluoromethane (Surr)	99		80 - 120
Toluene-d8 (Surr)	108		80 - 120

TestAmerica Irvine

# QC Sample Results

Client: Conestoga-Rovers & Associates, Inc.  
Project/Site: 4212 First St., Pleasanton, CA

TestAmerica Job ID: 440-44060-1

## Method: 8260B - Volatile Organic Compounds (GC/MS) (Continued)

**Lab Sample ID: 440-44060-3 DU**

**Matrix: Air**

**Analysis Batch: 99288**

**Client Sample ID: Eff**

**Prep Type: Total/NA**

Analyte	Sample Result	Sample Qualifier	DU Result	DU Qualifier	Unit	D	RPD	Limit
Benzene	ND		ND		mg/m3		NC	20
Ethylbenzene	ND		ND		mg/m3		NC	20
Methyl-t-Butyl Ether (MTBE)	ND		ND		mg/m3		NC	25
Toluene	ND		ND		mg/m3		NC	20
Xylenes, Total	ND		ND		mg/m3		NC	20
tert-Butyl alcohol (TBA)	ND		ND		mg/m3		NC	20

Analyte	Sample Result	Sample Qualifier	DU Result	DU Qualifier	Unit	D	RPD	Limit
Benzene	ND		ND		ppm v/v		NC	20
Ethylbenzene	ND		ND		ppm v/v		NC	20
Methyl-t-Butyl Ether (MTBE)	ND		ND		ppm v/v		NC	25
Toluene	ND		ND		ppm v/v		NC	20
Xylenes, Total	ND		ND		ppm v/v		NC	20
tert-Butyl alcohol (TBA)	ND		ND		ppm v/v		NC	20

Surrogate	%Recovery	DU Qualifier	Limits
4-Bromofluorobenzene (Surr)	104		80 - 120
Dibromofluoromethane (Surr)	92		80 - 120
Toluene-d8 (Surr)	105		80 - 120

## Method: 8260B/CA\_LUFTMS - Volatile Organic Compounds by GC/MS

**Lab Sample ID: MB 440-99289/7**

**Matrix: Air**

**Analysis Batch: 99289**

**Client Sample ID: Method Blank**

**Prep Type: Total/NA**

Analyte	MB Result	MB Qualifier	RL	MDL	Unit	D	Prepared	Analyzed	Dil Fac
Volatile Fuel Hydrocarbons (C4-C12)	ND		100		mg/m3			04/19/13 10:44	1

Analyte	MB Result	MB Qualifier	RL	MDL	Unit	D	Prepared	Analyzed	Dil Fac
Volatile Fuel Hydrocarbons (C4-C12)	ND		24		ppm v/v			04/19/13 10:44	1

Surrogate	%Recovery	MB Qualifier	Limits	Prepared	Analyzed	Dil Fac
Dibromofluoromethane (Surr)	87		80 - 120		04/19/13 10:44	1
4-Bromofluorobenzene (Surr)	103		80 - 120		04/19/13 10:44	1
Toluene-d8 (Surr)	106		80 - 120		04/19/13 10:44	1

**Lab Sample ID: LCS 440-99289/6**

**Matrix: Air**

**Analysis Batch: 99289**

**Client Sample ID: Lab Control Sample**

**Prep Type: Total/NA**

Analyte	Spike Added	LCS Result	LCS Qualifier	Unit	D	%Rec	%Rec. Limits
Volatile Fuel Hydrocarbons (C4-C12)	500	516		mg/m3		103	55 - 130

Analyte	Spike Added	LCS Result	LCS Qualifier	Unit	D	%Rec	%Rec. Limits
Volatile Fuel Hydrocarbons (C4-C12)	120	126		ppm v/v		103	55 - 130

TestAmerica Irvine

# QC Sample Results

Client: Conestoga-Rovers & Associates, Inc.  
 Project/Site: 4212 First St., Pleasanton, CA

TestAmerica Job ID: 440-44060-1

## Method: 8260B/CA\_LUFTMS - Volatile Organic Compounds by GC/MS (Continued)

**Lab Sample ID: LCS 440-99289/6**

**Matrix: Air**

**Analysis Batch: 99289**

**Client Sample ID: Lab Control Sample**

**Prep Type: Total/NA**

<i>Surrogate</i>	<i>LCS</i>		<i>Limits</i>
	<i>%Recovery</i>	<i>Qualifier</i>	
<i>Dibromofluoromethane (Surr)</i>	94		80 - 120
<i>4-Bromofluorobenzene (Surr)</i>	107		80 - 120
<i>Toluene-d8 (Surr)</i>	106		80 - 120

**Lab Sample ID: 440-44060-3 DU**

**Matrix: Air**

**Analysis Batch: 99289**

**Client Sample ID: Eff**

**Prep Type: Total/NA**

<i>Analyte</i>	<i>Sample</i>	<i>Sample</i>	<i>DU</i>	<i>DU</i>	<i>Unit</i>	<i>D</i>	<i>RPD</i>	<i>Limit</i>
	<i>Result</i>	<i>Qualifier</i>	<i>Result</i>	<i>Qualifier</i>				
Volatile Fuel Hydrocarbons (C4-C12)	ND		ND		mg/m3		NC	20

<i>Analyte</i>	<i>Sample</i>	<i>Sample</i>	<i>DU</i>	<i>DU</i>	<i>Unit</i>	<i>D</i>	<i>RPD</i>	<i>Limit</i>
	<i>Result</i>	<i>Qualifier</i>	<i>Result</i>	<i>Qualifier</i>				
Volatile Fuel Hydrocarbons (C4-C12)	ND		ND		ppm v/v		NC	20

<i>Surrogate</i>	<i>DU</i>		<i>Limits</i>
	<i>%Recovery</i>	<i>Qualifier</i>	
<i>Dibromofluoromethane (Surr)</i>	92		80 - 120
<i>4-Bromofluorobenzene (Surr)</i>	104		80 - 120
<i>Toluene-d8 (Surr)</i>	105		80 - 120

# QC Association Summary

Client: Conestoga-Rovers & Associates, Inc.  
 Project/Site: 4212 First St., Pleasanton, CA

TestAmerica Job ID: 440-44060-1

## GC/MS VOA

### Analysis Batch: 99288

Lab Sample ID	Client Sample ID	Prep Type	Matrix	Method	Prep Batch
440-44060-1	SVE-2	Total/NA	Air	8260B	
440-44060-2	SVE-2	Total/NA	Air	8260B	
440-44060-3	Eff	Total/NA	Air	8260B	
440-44060-3 DU	Eff	Total/NA	Air	8260B	
LCS 440-99288/5	Lab Control Sample	Total/NA	Air	8260B	
MB 440-99288/7	Method Blank	Total/NA	Air	8260B	

### Analysis Batch: 99289

Lab Sample ID	Client Sample ID	Prep Type	Matrix	Method	Prep Batch
440-44060-1	SVE-2	Total/NA	Air	8260B/CA_LUFT MS	
440-44060-2	SVE-2	Total/NA	Air	8260B/CA_LUFT MS	
440-44060-3	Eff	Total/NA	Air	8260B/CA_LUFT MS	
440-44060-3 DU	Eff	Total/NA	Air	8260B/CA_LUFT MS	
LCS 440-99289/6	Lab Control Sample	Total/NA	Air	8260B/CA_LUFT MS	
MB 440-99289/7	Method Blank	Total/NA	Air	8260B/CA_LUFT MS	



## Definitions/Glossary

Client: Conestoga-Rovers & Associates, Inc.  
Project/Site: 4212 First St., Pleasanton, CA

TestAmerica Job ID: 440-44060-1

### Qualifiers

#### GC/MS VOA

Qualifier	Qualifier Description
H	Sample was prepped or analyzed beyond the specified holding time

### Glossary

Abbreviation	These commonly used abbreviations may or may not be present in this report.
□	Listed under the "D" column to designate that the result is reported on a dry weight basis
%R	Percent Recovery
CNF	Contains no Free Liquid
DER	Duplicate error ratio (normalized absolute difference)
DL, RA, RE, IN	Indicates a Dilution, Re-analysis, Re-extraction, or additional Initial metals/anion analysis of the sample
DLC	Decision level concentration
MDA	Minimum detectable activity
EDL	Estimated Detection Limit
MDC	Minimum detectable concentration
MDL	Method Detection Limit
ML	Minimum Level (Dioxin)
ND	Not detected at the reporting limit (or MDL or EDL if shown)
PQL	Practical Quantitation Limit
QC	Quality Control
RER	Relative error ratio
RL	Reporting Limit or Requested Limit (Radiochemistry)
RPD	Relative Percent Difference, a measure of the relative difference between two points
TEF	Toxicity Equivalent Factor (Dioxin)
TEQ	Toxicity Equivalent Quotient (Dioxin)

# Certification Summary

Client: Conestoga-Rovers & Associates, Inc.  
Project/Site: 4212 First St., Pleasanton, CA

TestAmerica Job ID: 440-44060-1

## Laboratory: TestAmerica Irvine

All certifications held by this laboratory are listed. Not all certifications are applicable to this report.

Authority	Program	EPA Region	Certification ID	Expiration Date
Alaska	State Program	10	CA01531	06-30-13
Arizona	State Program	9	AZ0671	10-13-13
California	LA Cty Sanitation Districts	9	10256	01-31-14
California	NELAP	9	1108CA	01-31-14
California	State Program	9	2706	06-30-14
Guam	State Program	9	Cert. No. 12.002r	03-28-13 *
Hawaii	State Program	9	N/A	01-31-14
Nevada	State Program	9	CA015312007A	07-31-13
Northern Mariana Islands	State Program	9	MP0002	01-31-14
Oregon	NELAP	10	4005	09-12-13
USDA	Federal		P330-09-00080	06-06-14
USEPA UCMR	Federal	1	CA01531	01-31-15

\* Expired certification is currently pending renewal and is considered valid.

TestAmerica Irvine

# Shell Oil Products Chain Of Custody Record



**LAB (LOCATION)**

- CALSCIENCE ( \_\_\_\_\_ )
- SPL ( \_\_\_\_\_ )
- XENCO ( \_\_\_\_\_ )
- TEST AMERICA ( \_\_\_\_\_ )
- OTHER ( \_\_\_\_\_ )

**Please Check Appropriate Box:**

<input type="checkbox"/> ENV. SERVICES	<input type="checkbox"/> MOTIVA RETAIL	<input type="checkbox"/> SHELL RETAIL
<input type="checkbox"/> MOTIVA SD&CM	<input checked="" type="checkbox"/> CONSULTANT	<input type="checkbox"/> LUBES
<input type="checkbox"/> SHELL PIPELINE	<input type="checkbox"/> OTHER _____	

**Print Bill To Contact Name:**  
Peter Schaefer 240523

**PO #**  
2 4 0 5 2 3

**INCIDENT # (ENV SERVICES)**  
9 8 9 9 5 8 4 0

**SAP #**  
1 3 5 7 8 2

CHECK IF NO INCIDENT # APPLIES

**DATE:** 4-16-2013

PAGE: 1 of 1

**SAMPLING COMPANY:**  
Conestoga-Rovers & Associates

**LOG CODE:**  
CRAW

**ADDRESS:**  
5900 Hollis St, Suite A, Emeryville, CA 94608

**PROJECT CONTACT (Hardcopy or PDF Report to):**  
Peter Schaefer

**TELEPHONE:** 510-420-3319    **FAX:** 510-420-9170    **E-MAIL:** pschaefer@croworld.com; jradon@croworld.com

**SITE ADDRESS: Street and City**  
4212 First Street, Pleasanton

**State:** CA    **GLOBAL ID NO.:** R0000360

**EDP DELIVERABLE TO (Name, Company, Office Location):** Brenda Carter, CRA, Emeryville    **PHONE NO.:** 510-420-0700    **E-MAIL:** emeryvilleedf@croworld.com

**CONSULTANT PROJECT NO.:** 240523-95-12.06

**SAMPLER NAME(S) (Print):** Timothy Dias

**TURNAROUND TIME (CALENDAR DAYS):**  
 STANDARD (14 DAY)     5 DAYS     3 DAYS     2 DAYS     24 HOURS     RESULTS NEEDED ON WEEKEND

LA - RWQCB REPORT FORMAT     UST AGENCY:

**REQUESTED ANALYSIS**

**SPECIAL INSTRUCTIONS OR NOTES :**

Copy of final report to Shell.Lab.Billing@croworld.com;  
jradon@croworld.com; mlundberg@croworld.com;  
pschaefer@croworld.com

SHELL CONTRACT RATE APPLIES  
 STATE REIMBURSEMENT RATE APPLIES  
 EDD NOT NEEDED  
 RECEIPT VERIFICATION REQUESTED

Field Sample Identification	SAMPLING		MATRIX	PRESERVATIVE					NO. OF CONT.	TPH (GRO, Purgeable) (8260B)	BTEX + INTBE + TBA (8260D)	CH4 by SCAQMD 25.3 (M)	TEMPERATURE ON RECEIPT °C
	DATE	TIME		HCL	HNO3	H2SO4	NONE	OTHER					
SVE-Z	4/16	12:25	VAPOR				X		1	XX		32°C	
SVE-Z	4/16	17:10	↓				X		1	XX		" "	
EFF	4/16	17:15	↓				X		1	XX		" "	
<div style="border: 2px solid black; padding: 10px; display: inline-block;"> <p style="font-size: 2em; margin: 0;">TODD</p> </div>													

**Container PID Readings or Laboratory Notes**

TEDLAR BAGS

" "

" "

<b>Relinquished by: (Signature)</b> <i>Timothy Dias</i>	<b>Received by: (Signature)</b> <i>Lucretia Sawyer</i>	<b>Date:</b> 4-16-13	<b>Time:</b> 17:00
<b>Relinquished by: (Signature)</b>	<b>Received by: (Signature)</b>	<b>Date:</b>	<b>Time:</b>
<b>Relinquished by: (Signature)</b>	<b>Received by: (Signature)</b> <i>Lucretia Sawyer</i>	<b>Date:</b> 4-17-13	<b>Time:</b> 10:00

4/23/2013





## Login Sample Receipt Checklist

Client: Conestoga-Rovers & Associates, Inc.

Job Number: 440-44060-1

**Login Number: 44060**

**List Number: 1**

**Creator: Perez, Angel**

**List Source: TestAmerica Irvine**

Question	Answer	Comment
Radioactivity wasn't checked or is <math>\leq</math> background as measured by a survey meter.	N/A	
The cooler's custody seal, if present, is intact.	N/A	
Sample custody seals, if present, are intact.	N/A	
The cooler or samples do not appear to have been compromised or tampered with.	N/A	
Samples were received on ice.	N/A	
Cooler Temperature is acceptable.	True	
Cooler Temperature is recorded.	True	
COC is present.	True	
COC is filled out in ink and legible.	True	
COC is filled out with all pertinent information.	True	
Is the Field Sampler's name present on COC?	True	Timothy Dias
There are no discrepancies between the containers received and the COC.	True	
Samples are received within Holding Time.	True	
Sample containers have legible labels.	True	
Containers are not broken or leaking.	True	
Sample collection date/times are provided.	True	
Appropriate sample containers are used.	True	
Sample bottles are completely filled.	True	
Sample Preservation Verified.	N/A	
There is sufficient vol. for all requested analyses, incl. any requested MS/MSDs	True	
Containers requiring zero headspace have no headspace or bubble is <math><6\text{mm}</math> (1/4").	N/A	
Multiphasic samples are not present.	N/A	
Samples do not require splitting or compositing.	N/A	
Residual Chlorine Checked.	N/A	

# TestAmerica

THE LEADER IN ENVIRONMENTAL TESTING

## ANALYTICAL REPORT

TestAmerica Laboratories, Inc.

TestAmerica Irvine

17461 Derian Ave

Suite 100

Irvine, CA 92614-5817

Tel: (949)261-1022

TestAmerica Job ID: 440-44096-1

Client Project/Site: 4212 First St., Pleasanton, CA

For:

Conestoga-Rovers & Associates, Inc.

5900 Hollis Street

Suite A

Emeryville, California 94608

Attn: Peter Schaefer



Authorized for release by:

4/23/2013 3:02:01 PM

Philip Sanelle

Project Manager I

[philip.sanelle@testamericainc.com](mailto:philip.sanelle@testamericainc.com)

### LINKS

Review your project  
results through

**TotalAccess**

Have a Question?



Visit us at:

[www.testamericainc.com](http://www.testamericainc.com)

*The test results in this report meet all 2003 NELAC and 2009 TNI requirements for accredited parameters, exceptions are noted in this report. This report may not be reproduced except in full, and with written approval from the laboratory. For questions please contact the Project Manager at the e-mail address or telephone number listed on this page.*

*This report has been electronically signed and authorized by the signatory. Electronic signature is intended to be the legally binding equivalent of a traditionally handwritten signature.*

*Results relate only to the items tested and the sample(s) as received by the laboratory.*

1

2

3

4

5

6

7

8

9

10

11

12

13



# Table of Contents

Cover Page . . . . .	1
Table of Contents . . . . .	2
Sample Summary . . . . .	3
Case Narrative . . . . .	4
Client Sample Results . . . . .	5
Method Summary . . . . .	8
Chronicle . . . . .	9
QC Sample Results . . . . .	10
QC Association . . . . .	13
Definitions . . . . .	14
Certification Summary . . . . .	15
Chain of Custody . . . . .	16
Receipt Checklists . . . . .	17

# Sample Summary

Client: Conestoga-Rovers & Associates, Inc.  
Project/Site: 4212 First St., Pleasanton, CA

TestAmerica Job ID: 440-44096-1

Lab Sample ID	Client Sample ID	Matrix	Collected	Received
440-44096-1	MW-1	Air	04/17/13 11:40	04/18/13 09:30
440-44096-2	SVE-2	Air	04/17/13 11:45	04/18/13 09:30
440-44096-3	MW-1	Air	04/17/13 15:07	04/18/13 09:30
440-44096-4	SVE-2	Air	04/17/13 15:15	04/18/13 09:30

1

2

3

4

5

6

7

8

9

10

11

12

13

# Case Narrative

Client: Conestoga-Rovers & Associates, Inc.  
Project/Site: 4212 First St., Pleasanton, CA

TestAmerica Job ID: 440-44096-1

---

**Job ID: 440-44096-1**

---

**Laboratory: TestAmerica Irvine**

---

**Narrative**

**Job Narrative**  
**440-44096-1**

**Comments**

No additional comments.

**Receipt**

The samples were received on 4/18/2013 9:30 AM; the samples arrived in good condition, properly preserved and, where required, on ice. The temperature of the cooler at receipt was 22.0° C.

**GC/MS VOA**

No analytical or quality issues were noted.

**VOA Prep**

No analytical or quality issues were noted.

- 1
- 2
- 3
- 4
- 5
- 6
- 7
- 8
- 9
- 10
- 11
- 12
- 13

# Client Sample Results

Client: Conestoga-Rovers & Associates, Inc.  
 Project/Site: 4212 First St., Pleasanton, CA

TestAmerica Job ID: 440-44096-1

**Client Sample ID: MW-1**

**Lab Sample ID: 440-44096-1**

Date Collected: 04/17/13 11:40

Matrix: Air

Date Received: 04/18/13 09:30

Sample Container: Tedlar Bag 1L

**Method: 8260B/CA\_LUFTMS - Volatile Organic Compounds by GC/MS**

Analyte	Result	Qualifier	RL	MDL	Unit	D	Prepared	Analyzed	Dil Fac
<b>Volatile Fuel Hydrocarbons (C4-C12)</b>	<b>1600</b>		100		mg/m3			04/19/13 13:17	1

Analyte	Result	Qualifier	RL	MDL	Unit	D	Prepared	Analyzed	Dil Fac
<b>Volatile Fuel Hydrocarbons (C4-C12)</b>	<b>390</b>		24		ppm v/v			04/19/13 13:17	1

Surrogate	%Recovery	Qualifier	Limits	Prepared	Analyzed	Dil Fac
Dibromofluoromethane (Surr)	88		80 - 120		04/19/13 13:17	1
4-Bromofluorobenzene (Surr)	104		80 - 120		04/19/13 13:17	1
Toluene-d8 (Surr)	105		80 - 120		04/19/13 13:17	1

**Method: 8260B - Volatile Organic Compounds (GC/MS)**

Analyte	Result	Qualifier	RL	MDL	Unit	D	Prepared	Analyzed	Dil Fac
<b>Benzene</b>	<b>4.9</b>		2.0		mg/m3			04/19/13 13:17	1
Ethylbenzene	ND		2.0		mg/m3			04/19/13 13:17	1
Methyl-t-Butyl Ether (MTBE)	ND		2.0		mg/m3			04/19/13 13:17	1
Toluene	ND		2.0		mg/m3			04/19/13 13:17	1
Xylenes, Total	ND		6.0		mg/m3			04/19/13 13:17	1
tert-Butyl alcohol (TBA)	ND		200		mg/m3			04/19/13 13:17	1

Analyte	Result	Qualifier	RL	MDL	Unit	D	Prepared	Analyzed	Dil Fac
<b>Benzene</b>	<b>1.5</b>		0.63		ppm v/v			04/19/13 13:17	1
Ethylbenzene	ND		0.46		ppm v/v			04/19/13 13:17	1
Methyl-t-Butyl Ether (MTBE)	ND		0.55		ppm v/v			04/19/13 13:17	1
Toluene	ND		0.53		ppm v/v			04/19/13 13:17	1
Xylenes, Total	ND		1.4		ppm v/v			04/19/13 13:17	1
tert-Butyl alcohol (TBA)	ND		66		ppm v/v			04/19/13 13:17	1

Surrogate	%Recovery	Qualifier	Limits	Prepared	Analyzed	Dil Fac
4-Bromofluorobenzene (Surr)	104		80 - 120		04/19/13 13:17	1
Dibromofluoromethane (Surr)	88		80 - 120		04/19/13 13:17	1
Toluene-d8 (Surr)	105		80 - 120		04/19/13 13:17	1

**Client Sample ID: SVE-2**

**Lab Sample ID: 440-44096-2**

Date Collected: 04/17/13 11:45

Matrix: Air

Date Received: 04/18/13 09:30

Sample Container: Tedlar Bag 1L

**Method: 8260B/CA\_LUFTMS - Volatile Organic Compounds by GC/MS**

Analyte	Result	Qualifier	RL	MDL	Unit	D	Prepared	Analyzed	Dil Fac
<b>Volatile Fuel Hydrocarbons (C4-C12)</b>	<b>1400</b>		100		mg/m3			04/19/13 13:47	1

Analyte	Result	Qualifier	RL	MDL	Unit	D	Prepared	Analyzed	Dil Fac
<b>Volatile Fuel Hydrocarbons (C4-C12)</b>	<b>350</b>		24		ppm v/v			04/19/13 13:47	1

Surrogate	%Recovery	Qualifier	Limits	Prepared	Analyzed	Dil Fac
Dibromofluoromethane (Surr)	91		80 - 120		04/19/13 13:47	1
4-Bromofluorobenzene (Surr)	106		80 - 120		04/19/13 13:47	1
Toluene-d8 (Surr)	108		80 - 120		04/19/13 13:47	1

TestAmerica Irvine

# Client Sample Results

Client: Conestoga-Rovers & Associates, Inc.  
Project/Site: 4212 First St., Pleasanton, CA

TestAmerica Job ID: 440-44096-1

**Client Sample ID: SVE-2**

**Lab Sample ID: 440-44096-2**

Date Collected: 04/17/13 11:45

Matrix: Air

Date Received: 04/18/13 09:30

Sample Container: Tedlar Bag 1L

**Method: 8260B - Volatile Organic Compounds (GC/MS)**

Analyte	Result	Qualifier	RL	MDL	Unit	D	Prepared	Analyzed	Dil Fac
Benzene	2.0		2.0		mg/m3			04/19/13 13:47	1
Ethylbenzene	18		2.0		mg/m3			04/19/13 13:47	1
Methyl-t-Butyl Ether (MTBE)	ND		2.0		mg/m3			04/19/13 13:47	1
Toluene	2.0		2.0		mg/m3			04/19/13 13:47	1
Xylenes, Total	67		6.0		mg/m3			04/19/13 13:47	1
tert-Butyl alcohol (TBA)	ND		200		mg/m3			04/19/13 13:47	1

Analyte	Result	Qualifier	RL	MDL	Unit	D	Prepared	Analyzed	Dil Fac
Benzene	0.62		0.63		ppm v/v			04/19/13 13:47	1
Ethylbenzene	4.2		0.46		ppm v/v			04/19/13 13:47	1
Methyl-t-Butyl Ether (MTBE)	ND		0.55		ppm v/v			04/19/13 13:47	1
Toluene	0.52		0.53		ppm v/v			04/19/13 13:47	1
Xylenes, Total	15		1.4		ppm v/v			04/19/13 13:47	1
tert-Butyl alcohol (TBA)	ND		66		ppm v/v			04/19/13 13:47	1

Surrogate	%Recovery	Qualifier	Limits	Prepared	Analyzed	Dil Fac
4-Bromofluorobenzene (Surr)	106		80 - 120		04/19/13 13:47	1
Dibromofluoromethane (Surr)	91		80 - 120		04/19/13 13:47	1
Toluene-d8 (Surr)	108		80 - 120		04/19/13 13:47	1

**Client Sample ID: MW-1**

**Lab Sample ID: 440-44096-3**

Date Collected: 04/17/13 15:07

Matrix: Air

Date Received: 04/18/13 09:30

Sample Container: Tedlar Bag 1L

**Method: 8260B/CA\_LUFTMS - Volatile Organic Compounds by GC/MS**

Analyte	Result	Qualifier	RL	MDL	Unit	D	Prepared	Analyzed	Dil Fac
Volatile Fuel Hydrocarbons (C4-C12)	12000		500		mg/m3			04/19/13 15:27	5

Analyte	Result	Qualifier	RL	MDL	Unit	D	Prepared	Analyzed	Dil Fac
Volatile Fuel Hydrocarbons (C4-C12)	2800		120		ppm v/v			04/19/13 15:27	5

Surrogate	%Recovery	Qualifier	Limits	Prepared	Analyzed	Dil Fac
Dibromofluoromethane (Surr)	84		80 - 120		04/19/13 15:27	5
4-Bromofluorobenzene (Surr)	105		80 - 120		04/19/13 15:27	5
Toluene-d8 (Surr)	107		80 - 120		04/19/13 15:27	5

**Method: 8260B - Volatile Organic Compounds (GC/MS)**

Analyte	Result	Qualifier	RL	MDL	Unit	D	Prepared	Analyzed	Dil Fac
Benzene	46		2.0		mg/m3			04/19/13 14:18	1
Ethylbenzene	2.4		2.0		mg/m3			04/19/13 14:18	1
Methyl-t-Butyl Ether (MTBE)	ND		2.0		mg/m3			04/19/13 14:18	1
Toluene	ND		2.0		mg/m3			04/19/13 14:18	1
Xylenes, Total	ND		6.0		mg/m3			04/19/13 14:18	1
tert-Butyl alcohol (TBA)	ND		200		mg/m3			04/19/13 14:18	1

Analyte	Result	Qualifier	RL	MDL	Unit	D	Prepared	Analyzed	Dil Fac
Benzene	15		0.63		ppm v/v			04/19/13 14:18	1
Ethylbenzene	0.56		0.46		ppm v/v			04/19/13 14:18	1
Methyl-t-Butyl Ether (MTBE)	ND		0.55		ppm v/v			04/19/13 14:18	1

TestAmerica Irvine

# Client Sample Results

Client: Conestoga-Rovers & Associates, Inc.  
Project/Site: 4212 First St., Pleasanton, CA

TestAmerica Job ID: 440-44096-1

## Client Sample ID: MW-1

Lab Sample ID: 440-44096-3

Date Collected: 04/17/13 15:07

Matrix: Air

Date Received: 04/18/13 09:30

Sample Container: Tedlar Bag 1L

### Method: 8260B - Volatile Organic Compounds (GC/MS) (Continued)

Analyte	Result	Qualifier	RL	MDL	Unit	D	Prepared	Analyzed	Dil Fac
Toluene	ND		0.53		ppm v/v			04/19/13 14:18	1
Xylenes, Total	ND		1.4		ppm v/v			04/19/13 14:18	1
tert-Butyl alcohol (TBA)	ND		66		ppm v/v			04/19/13 14:18	1
Surrogate	%Recovery	Qualifier	Limits				Prepared	Analyzed	Dil Fac
4-Bromofluorobenzene (Surr)	106		80 - 120					04/19/13 14:18	1
Dibromofluoromethane (Surr)	86		80 - 120					04/19/13 14:18	1
Toluene-d8 (Surr)	109		80 - 120					04/19/13 14:18	1

## Client Sample ID: SVE-2

Lab Sample ID: 440-44096-4

Date Collected: 04/17/13 15:15

Matrix: Air

Date Received: 04/18/13 09:30

Sample Container: Tedlar Bag 1L

### Method: 8260B/CA\_LUFTMS - Volatile Organic Compounds by GC/MS

Analyte	Result	Qualifier	RL	MDL	Unit	D	Prepared	Analyzed	Dil Fac
<b>Volatile Fuel Hydrocarbons (C4-C12)</b>	<b>2400</b>		100		mg/m3			04/19/13 14:48	1
Analyte	Result	Qualifier	RL	MDL	Unit	D	Prepared	Analyzed	Dil Fac
<b>Volatile Fuel Hydrocarbons (C4-C12)</b>	<b>590</b>		24		ppm v/v			04/19/13 14:48	1
Surrogate	%Recovery	Qualifier	Limits				Prepared	Analyzed	Dil Fac
Dibromofluoromethane (Surr)	83		80 - 120					04/19/13 14:48	1
4-Bromofluorobenzene (Surr)	107		80 - 120					04/19/13 14:48	1
Toluene-d8 (Surr)	108		80 - 120					04/19/13 14:48	1

### Method: 8260B - Volatile Organic Compounds (GC/MS)

Analyte	Result	Qualifier	RL	MDL	Unit	D	Prepared	Analyzed	Dil Fac
<b>Benzene</b>	<b>3.7</b>		2.0		mg/m3			04/19/13 14:48	1
<b>Ethylbenzene</b>	<b>27</b>		2.0		mg/m3			04/19/13 14:48	1
Methyl-t-Butyl Ether (MTBE)	ND		2.0		mg/m3			04/19/13 14:48	1
<b>Toluene</b>	<b>2.8</b>		2.0		mg/m3			04/19/13 14:48	1
<b>Xylenes, Total</b>	<b>93</b>		6.0		mg/m3			04/19/13 14:48	1
tert-Butyl alcohol (TBA)	ND		200		mg/m3			04/19/13 14:48	1
Analyte	Result	Qualifier	RL	MDL	Unit	D	Prepared	Analyzed	Dil Fac
<b>Benzene</b>	<b>1.2</b>		0.63		ppm v/v			04/19/13 14:48	1
<b>Ethylbenzene</b>	<b>6.3</b>		0.46		ppm v/v			04/19/13 14:48	1
Methyl-t-Butyl Ether (MTBE)	ND		0.55		ppm v/v			04/19/13 14:48	1
<b>Toluene</b>	<b>0.75</b>		0.53		ppm v/v			04/19/13 14:48	1
<b>Xylenes, Total</b>	<b>21</b>		1.4		ppm v/v			04/19/13 14:48	1
tert-Butyl alcohol (TBA)	ND		66		ppm v/v			04/19/13 14:48	1
Surrogate	%Recovery	Qualifier	Limits				Prepared	Analyzed	Dil Fac
4-Bromofluorobenzene (Surr)	107		80 - 120					04/19/13 14:48	1
Dibromofluoromethane (Surr)	83		80 - 120					04/19/13 14:48	1
Toluene-d8 (Surr)	108		80 - 120					04/19/13 14:48	1

TestAmerica Irvine



# Method Summary

Client: Conestoga-Rovers & Associates, Inc.  
Project/Site: 4212 First St., Pleasanton, CA

TestAmerica Job ID: 440-44096-1

Method	Method Description	Protocol	Laboratory
8260B	Volatile Organic Compounds (GC/MS)	SW846	TAL IRV
8260B/CA_LUFTM S	Volatile Organic Compounds by GC/MS	SW846	TAL IRV

**Protocol References:**

SW846 = "Test Methods For Evaluating Solid Waste, Physical/Chemical Methods", Third Edition, November 1986 And Its Updates.

**Laboratory References:**

TAL IRV = TestAmerica Irvine, 17461 Derian Ave, Suite 100, Irvine, CA 92614-5817, TEL (949)261-1022



# Lab Chronicle

Client: Conestoga-Rovers & Associates, Inc.  
 Project/Site: 4212 First St., Pleasanton, CA

TestAmerica Job ID: 440-44096-1

## Client Sample ID: MW-1

Date Collected: 04/17/13 11:40

Date Received: 04/18/13 09:30

## Lab Sample ID: 440-44096-1

Matrix: Air

Prep Type	Batch Type	Batch Method	Run	Dil Factor	Initial Amount	Final Amount	Batch Number	Prepared or Analyzed	Analyst	Lab
Total/NA	Analysis	8260B		1	5 cc	10 mL	99288	04/19/13 13:17	SS	TAL IRV
Total/NA	Analysis	8260B/CA_LUFTMS		1	5 cc	10 mL	99289	04/19/13 13:17	SS	TAL IRV

## Client Sample ID: SVE-2

Date Collected: 04/17/13 11:45

Date Received: 04/18/13 09:30

## Lab Sample ID: 440-44096-2

Matrix: Air

Prep Type	Batch Type	Batch Method	Run	Dil Factor	Initial Amount	Final Amount	Batch Number	Prepared or Analyzed	Analyst	Lab
Total/NA	Analysis	8260B		1	5 cc	10 mL	99288	04/19/13 13:47	SS	TAL IRV
Total/NA	Analysis	8260B/CA_LUFTMS		1	5 cc	10 mL	99289	04/19/13 13:47	SS	TAL IRV

## Client Sample ID: MW-1

Date Collected: 04/17/13 15:07

Date Received: 04/18/13 09:30

## Lab Sample ID: 440-44096-3

Matrix: Air

Prep Type	Batch Type	Batch Method	Run	Dil Factor	Initial Amount	Final Amount	Batch Number	Prepared or Analyzed	Analyst	Lab
Total/NA	Analysis	8260B		1	5 cc	10 mL	99288	04/19/13 14:18	SS	TAL IRV
Total/NA	Analysis	8260B/CA_LUFTMS		5	5 cc	10 mL	99289	04/19/13 15:27	SS	TAL IRV

## Client Sample ID: SVE-2

Date Collected: 04/17/13 15:15

Date Received: 04/18/13 09:30

## Lab Sample ID: 440-44096-4

Matrix: Air

Prep Type	Batch Type	Batch Method	Run	Dil Factor	Initial Amount	Final Amount	Batch Number	Prepared or Analyzed	Analyst	Lab
Total/NA	Analysis	8260B		1	5 cc	10 mL	99288	04/19/13 14:48	SS	TAL IRV
Total/NA	Analysis	8260B/CA_LUFTMS		1	5 cc	10 mL	99289	04/19/13 14:48	SS	TAL IRV

### Laboratory References:

TAL IRV = TestAmerica Irvine, 17461 Derian Ave, Suite 100, Irvine, CA 92614-5817, TEL (949)261-1022

# QC Sample Results

Client: Conestoga-Rovers & Associates, Inc.  
 Project/Site: 4212 First St., Pleasanton, CA

TestAmerica Job ID: 440-44096-1

## Method: 8260B - Volatile Organic Compounds (GC/MS)

**Lab Sample ID: MB 440-99288/7**

**Matrix: Air**

**Analysis Batch: 99288**

**Client Sample ID: Method Blank**

**Prep Type: Total/NA**

Analyte	MB Result	MB Qualifier	RL	MDL	Unit	D	Prepared	Analyzed	Dil Fac
Benzene	ND		2.0		mg/m3			04/19/13 10:44	1
Ethylbenzene	ND		2.0		mg/m3			04/19/13 10:44	1
Methyl-t-Butyl Ether (MTBE)	ND		2.0		mg/m3			04/19/13 10:44	1
Toluene	ND		2.0		mg/m3			04/19/13 10:44	1
Xylenes, Total	ND		6.0		mg/m3			04/19/13 10:44	1
tert-Butyl alcohol (TBA)	ND		200		mg/m3			04/19/13 10:44	1

Analyte	MB Result	MB Qualifier	RL	MDL	Unit	D	Prepared	Analyzed	Dil Fac
Benzene	ND		0.63		ppm v/v			04/19/13 10:44	1
Ethylbenzene	ND		0.46		ppm v/v			04/19/13 10:44	1
Methyl-t-Butyl Ether (MTBE)	ND		0.55		ppm v/v			04/19/13 10:44	1
Toluene	ND		0.53		ppm v/v			04/19/13 10:44	1
Xylenes, Total	ND		1.4		ppm v/v			04/19/13 10:44	1
tert-Butyl alcohol (TBA)	ND		66		ppm v/v			04/19/13 10:44	1

Surrogate	MB %Recovery	MB Qualifier	Limits	Prepared	Analyzed	Dil Fac
4-Bromofluorobenzene (Surr)	103		80 - 120		04/19/13 10:44	1
Dibromofluoromethane (Surr)	87		80 - 120		04/19/13 10:44	1
Toluene-d8 (Surr)	106		80 - 120		04/19/13 10:44	1

**Lab Sample ID: LCS 440-99288/5**

**Matrix: Air**

**Analysis Batch: 99288**

**Client Sample ID: Lab Control Sample**

**Prep Type: Total/NA**

Analyte	Spike Added	LCS Result	LCS Qualifier	Unit	D	%Rec	%Rec. Limits
Benzene	25.0	26.5		mg/m3		106	70 - 120
Ethylbenzene	25.0	25.8		mg/m3		103	75 - 125
m,p-Xylene	50.0	52.9		mg/m3		106	75 - 125
Methyl-t-Butyl Ether (MTBE)	25.0	27.2		mg/m3		109	60 - 135
o-Xylene	25.0	26.8		mg/m3		107	75 - 125
Toluene	25.0	27.6		mg/m3		111	70 - 120
tert-Butyl alcohol (TBA)	125	138		mg/m3		111	70 - 135

Analyte	Spike Added	LCS Result	LCS Qualifier	Unit	D	%Rec	%Rec. Limits
Benzene	7.8	8.28		ppm v/v		106	70 - 120
Ethylbenzene	5.8	5.93		ppm v/v		103	75 - 125
m,p-Xylene	12	12.2		ppm v/v		106	75 - 125
Methyl-t-Butyl Ether (MTBE)	6.9	7.54		ppm v/v		109	60 - 135
o-Xylene	5.8	6.16		ppm v/v		107	75 - 125
Toluene	6.6	7.33		ppm v/v		111	70 - 120
tert-Butyl alcohol (TBA)	41	45.7		ppm v/v		111	70 - 135

Surrogate	LCS %Recovery	LCS Qualifier	Limits
4-Bromofluorobenzene (Surr)	103		80 - 120
Dibromofluoromethane (Surr)	99		80 - 120
Toluene-d8 (Surr)	108		80 - 120

TestAmerica Irvine

# QC Sample Results

Client: Conestoga-Rovers & Associates, Inc.  
Project/Site: 4212 First St., Pleasanton, CA

TestAmerica Job ID: 440-44096-1

## Method: 8260B - Volatile Organic Compounds (GC/MS) (Continued)

Lab Sample ID: 440-44060-A-3 DU

Matrix: Air

Analysis Batch: 99288

Client Sample ID: Duplicate

Prep Type: Total/NA

Analyte	Sample Result	Sample Qualifier	DU Result	DU Qualifier	Unit	D	RPD	Limit
Benzene	ND		ND		mg/m3		NC	20
Ethylbenzene	ND		ND		mg/m3		NC	20
Methyl-t-Butyl Ether (MTBE)	ND		ND		mg/m3		NC	25
Toluene	ND		ND		mg/m3		NC	20
Xylenes, Total	ND		ND		mg/m3		NC	20
tert-Butyl alcohol (TBA)	ND		ND		mg/m3		NC	20

Analyte	Sample Result	Sample Qualifier	DU Result	DU Qualifier	Unit	D	RPD	Limit
Benzene	ND		ND		ppm v/v		NC	20
Ethylbenzene	ND		ND		ppm v/v		NC	20
Methyl-t-Butyl Ether (MTBE)	ND		ND		ppm v/v		NC	25
Toluene	ND		ND		ppm v/v		NC	20
Xylenes, Total	ND		ND		ppm v/v		NC	20
tert-Butyl alcohol (TBA)	ND		ND		ppm v/v		NC	20

Surrogate	%Recovery	DU Qualifier	Limits
4-Bromofluorobenzene (Surr)	104		80 - 120
Dibromofluoromethane (Surr)	92		80 - 120
Toluene-d8 (Surr)	105		80 - 120

## Method: 8260B/CA\_LUFTMS - Volatile Organic Compounds by GC/MS

Lab Sample ID: MB 440-99289/7

Matrix: Air

Analysis Batch: 99289

Client Sample ID: Method Blank

Prep Type: Total/NA

Analyte	MB Result	MB Qualifier	RL	MDL	Unit	D	Prepared	Analyzed	Dil Fac
Volatile Fuel Hydrocarbons (C4-C12)	ND		100		mg/m3			04/19/13 10:44	1

Analyte	MB Result	MB Qualifier	RL	MDL	Unit	D	Prepared	Analyzed	Dil Fac
Volatile Fuel Hydrocarbons (C4-C12)	ND		24		ppm v/v			04/19/13 10:44	1

Surrogate	%Recovery	MB Qualifier	Limits	Prepared	Analyzed	Dil Fac
Dibromofluoromethane (Surr)	87		80 - 120		04/19/13 10:44	1
4-Bromofluorobenzene (Surr)	103		80 - 120		04/19/13 10:44	1
Toluene-d8 (Surr)	106		80 - 120		04/19/13 10:44	1

Lab Sample ID: LCS 440-99289/6

Matrix: Air

Analysis Batch: 99289

Client Sample ID: Lab Control Sample

Prep Type: Total/NA

Analyte	Spike Added	LCS Result	LCS Qualifier	Unit	D	%Rec	%Rec. Limits
Volatile Fuel Hydrocarbons (C4-C12)	500	516		mg/m3		103	55 - 130

Analyte	Spike Added	LCS Result	LCS Qualifier	Unit	D	%Rec	%Rec. Limits
Volatile Fuel Hydrocarbons (C4-C12)	120	126		ppm v/v		103	55 - 130

TestAmerica Irvine

# QC Sample Results

Client: Conestoga-Rovers & Associates, Inc.  
 Project/Site: 4212 First St., Pleasanton, CA

TestAmerica Job ID: 440-44096-1

## Method: 8260B/CA\_LUFTMS - Volatile Organic Compounds by GC/MS (Continued)

**Lab Sample ID: LCS 440-99289/6**

**Matrix: Air**

**Analysis Batch: 99289**

**Client Sample ID: Lab Control Sample**

**Prep Type: Total/NA**

<i>Surrogate</i>	<i>LCS</i>		<i>Limits</i>
	<i>%Recovery</i>	<i>Qualifier</i>	
<i>Dibromofluoromethane (Surr)</i>	94		80 - 120
<i>4-Bromofluorobenzene (Surr)</i>	107		80 - 120
<i>Toluene-d8 (Surr)</i>	106		80 - 120

**Lab Sample ID: 440-44060-A-3 DU**

**Matrix: Air**

**Analysis Batch: 99289**

**Client Sample ID: Duplicate**

**Prep Type: Total/NA**

<i>Analyte</i>	<i>Sample</i>	<i>Sample</i>	<i>DU</i>	<i>DU</i>	<i>Unit</i>	<i>D</i>	<i>RPD</i>	<i>Limit</i>
	<i>Result</i>	<i>Qualifier</i>	<i>Result</i>	<i>Qualifier</i>				
Volatile Fuel Hydrocarbons (C4-C12)	ND		ND		mg/m3		NC	20

<i>Analyte</i>	<i>Sample</i>	<i>Sample</i>	<i>DU</i>	<i>DU</i>	<i>Unit</i>	<i>D</i>	<i>RPD</i>	<i>Limit</i>
	<i>Result</i>	<i>Qualifier</i>	<i>Result</i>	<i>Qualifier</i>				
Volatile Fuel Hydrocarbons (C4-C12)	ND		ND		ppm v/v		NC	20

<i>Surrogate</i>	<i>DU</i>		<i>Limits</i>
	<i>%Recovery</i>	<i>Qualifier</i>	
<i>Dibromofluoromethane (Surr)</i>	92		80 - 120
<i>4-Bromofluorobenzene (Surr)</i>	104		80 - 120
<i>Toluene-d8 (Surr)</i>	105		80 - 120

# QC Association Summary

Client: Conestoga-Rovers & Associates, Inc.  
 Project/Site: 4212 First St., Pleasanton, CA

TestAmerica Job ID: 440-44096-1

## GC/MS VOA

### Analysis Batch: 99288

Lab Sample ID	Client Sample ID	Prep Type	Matrix	Method	Prep Batch
440-44060-A-3 DU	Duplicate	Total/NA	Air	8260B	
440-44096-1	MW-1	Total/NA	Air	8260B	
440-44096-2	SVE-2	Total/NA	Air	8260B	
440-44096-3	MW-1	Total/NA	Air	8260B	
440-44096-4	SVE-2	Total/NA	Air	8260B	
LCS 440-99288/5	Lab Control Sample	Total/NA	Air	8260B	
MB 440-99288/7	Method Blank	Total/NA	Air	8260B	

### Analysis Batch: 99289

Lab Sample ID	Client Sample ID	Prep Type	Matrix	Method	Prep Batch
440-44060-A-3 DU	Duplicate	Total/NA	Air	8260B/CA_LUFT MS	
440-44096-1	MW-1	Total/NA	Air	8260B/CA_LUFT MS	
440-44096-2	SVE-2	Total/NA	Air	8260B/CA_LUFT MS	
440-44096-3	MW-1	Total/NA	Air	8260B/CA_LUFT MS	
440-44096-4	SVE-2	Total/NA	Air	8260B/CA_LUFT MS	
LCS 440-99289/6	Lab Control Sample	Total/NA	Air	8260B/CA_LUFT MS	
MB 440-99289/7	Method Blank	Total/NA	Air	8260B/CA_LUFT MS	

## Definitions/Glossary

Client: Conestoga-Rovers & Associates, Inc.  
Project/Site: 4212 First St., Pleasanton, CA

TestAmerica Job ID: 440-44096-1

### Glossary

Abbreviation	These commonly used abbreviations may or may not be present in this report.
▫	Listed under the "D" column to designate that the result is reported on a dry weight basis
%R	Percent Recovery
CNF	Contains no Free Liquid
DER	Duplicate error ratio (normalized absolute difference)
DL, RA, RE, IN	Indicates a Dilution, Re-analysis, Re-extraction, or additional Initial metals/anion analysis of the sample
DLC	Decision level concentration
MDA	Minimum detectable activity
EDL	Estimated Detection Limit
MDC	Minimum detectable concentration
MDL	Method Detection Limit
ML	Minimum Level (Dioxin)
ND	Not detected at the reporting limit (or MDL or EDL if shown)
PQL	Practical Quantitation Limit
QC	Quality Control
RER	Relative error ratio
RL	Reporting Limit or Requested Limit (Radiochemistry)
RPD	Relative Percent Difference, a measure of the relative difference between two points
TEF	Toxicity Equivalent Factor (Dioxin)
TEQ	Toxicity Equivalent Quotient (Dioxin)

# Certification Summary

Client: Conestoga-Rovers & Associates, Inc.  
Project/Site: 4212 First St., Pleasanton, CA

TestAmerica Job ID: 440-44096-1

## Laboratory: TestAmerica Irvine

All certifications held by this laboratory are listed. Not all certifications are applicable to this report.

Authority	Program	EPA Region	Certification ID	Expiration Date
Alaska	State Program	10	CA01531	06-30-13
Arizona	State Program	9	AZ0671	10-13-13
California	LA Cty Sanitation Districts	9	10256	01-31-14
California	NELAP	9	1108CA	01-31-14
California	State Program	9	2706	06-30-14
Guam	State Program	9	Cert. No. 12.002r	03-28-13 *
Hawaii	State Program	9	N/A	01-31-14
Nevada	State Program	9	CA015312007A	07-31-13
Northern Mariana Islands	State Program	9	MP0002	01-31-14
Oregon	NELAP	10	4005	09-12-13
USDA	Federal		P330-09-00080	06-06-14
USEPA UCMR	Federal	1	CA01531	01-31-15

\* Expired certification is currently pending renewal and is considered valid.

TestAmerica Irvine





# Shell Oil Products Chain Of Custody Record

- LAB (LOCATION)
- CALSCIENCE (\_\_\_\_\_)
  - SPL (\_\_\_\_\_)
  - XENCO (\_\_\_\_\_)
  - TEST AMERICA (\_\_\_\_\_)
  - OTHER (\_\_\_\_\_)

Please Check Appropriate Box:

<input type="checkbox"/> ENV. SERVICES	<input type="checkbox"/> MOTIVA RETAIL	<input type="checkbox"/> SHELL RETAIL
<input type="checkbox"/> MOTIVA SD&CM	<input checked="" type="checkbox"/> CONSULTANT	<input type="checkbox"/> LUBES
<input type="checkbox"/> SHELL PIPELINE	<input type="checkbox"/> OTHER _____	

Print Bill To Contact Name: **Peter Schaefer 240523**

INCIDENT # (ENV SERVICES): 9 8 9 9 5 8 4 0

DATE: **4-17-2013**

PO #: 2 4 0 5 2 3

SAP #: 1 3 5 7 8 2

CHECK IF NO INCIDENT # APPLIES

PAGE: 1 of 1

SAMPLING COMPANY: **Conostoga-Rovers & Associates**

LOG CODE: **CRAW**

ADDRESS: **5900 Hollis St, Suite A, Emeryville, CA 94608**

PROJECT CONTACT (Handcopy or PDF Report to): **Peter Schaefer**

TELEPHONE: **510-420-3319** FAX: **510-420-9170** E-MAIL: **pschaefer@craworld.com; jradon@craworld.com**

SITE ADDRESS: Street and City: **4212 First Street, Pleasanton**

State: **CA** GLOBAL ID NO.: **RO0000360**

EDP DELIVERABLE TO (Name, Company, Office Location): **Brenda Carter, CRA, Emeryville** PHONE NO.: **510-420-0700**

E-MAIL: **emeryvilleedf@craworld.com** CONSULTANT PROJECT NO.: **240523-95-12.06**

SAMPLER NAME(S) (Print): **Timothy Dias**

LAB USE ONLY: **440-44096**

TURNAROUND TIME (CALENDAR DAYS):

STANDARD (14 DAY)  5 DAYS  3 DAYS  2 DAYS  24 HOURS

RESULTS NEEDED ON WEEKEND

LA - RWQCB REPORT FORMAT  UST AGENCY:

## REQUESTED ANALYSIS

SPECIAL INSTRUCTIONS OR NOTES:

Copy of final report to Shell.Lab.Billing@craworld.com; jradon@craworld.com; mlundberg@craworld.com; pschaefer@craworld.com

SHELL CONTRACT RATE APPLIES

STATE REIMBURSEMENT RATE APPLIES

EDD NOT NEEDED

RECEIPT VERIFICATION REQUESTED

LAB USE ONLY	Field Sample Identification	SAMPLING		MATRIX	PRESERVATIVE					NO. OF CONT.	TPH -GRO, Purgeable (8260B)	BTEX + MTBE + TBA (8260B)	CH4 by SCAQMD 26.3 (H)	TEMPERATURE ON RECEIPT °C	Container PID Readings or Laboratory Notes
		DATE	TIME		HCL	HN03	H2SO4	NONE	OTHER						
	MW-1	4/17	11:40	VAPOR				X		1	XX				TEDLAR BAGS
	SVE-2	4/17	11:45	↓						1	XX				" "
	MW-1	4/17	15:07	↓						1	XX				" "
	SVE-2	4/17	15:15	↓						1	XX				" "
<b>TJD</b>															

Relinquished by: (Signature) <i>Timothy Dias</i> 4/17	Received by: (Signature) <i>Realt Taylor</i>	Date: 4-17-13	Time: 17:00
Relinquished by: (Signature) <i>Realt Taylor</i> 4-17-13 18:00	Received by: (Signature)	Date:	Time:
Relinquished by: (Signature)	Received by: (Signature) <i>Realt Taylor</i>	Date:	Time:

4/23/2013



## Login Sample Receipt Checklist

Client: Conestoga-Rovers & Associates, Inc.

Job Number: 440-44096-1

**Login Number: 44096**

**List Number: 1**

**Creator: Escalante, Maria**

**List Source: TestAmerica Irvine**

Question	Answer	Comment
Radioactivity wasn't checked or is <=/ background as measured by a survey meter.	N/A	
The cooler's custody seal, if present, is intact.	N/A	
Sample custody seals, if present, are intact.	True	
The cooler or samples do not appear to have been compromised or tampered with.	True	
Samples were received on ice.	True	
Cooler Temperature is acceptable.	True	
Cooler Temperature is recorded.	True	
COC is present.	True	
COC is filled out in ink and legible.	True	
COC is filled out with all pertinent information.	True	
Is the Field Sampler's name present on COC?	True	Timothy Dias
There are no discrepancies between the containers received and the COC.	True	
Samples are received within Holding Time.	True	
Sample containers have legible labels.	True	
Containers are not broken or leaking.	True	
Sample collection date/times are provided.	True	
Appropriate sample containers are used.	True	
Sample bottles are completely filled.	True	
Sample Preservation Verified.	True	
There is sufficient vol. for all requested analyses, incl. any requested MS/MSDs	True	
Containers requiring zero headspace have no headspace or bubble is <6mm (1/4").	N/A	
Multiphasic samples are not present.	True	
Samples do not require splitting or compositing.	N/A	
Residual Chlorine Checked.	N/A	

# TestAmerica

THE LEADER IN ENVIRONMENTAL TESTING

## ANALYTICAL REPORT

TestAmerica Laboratories, Inc.

TestAmerica Irvine

17461 Derian Ave

Suite 100

Irvine, CA 92614-5817

Tel: (949)261-1022

TestAmerica Job ID: 440-44202-1

Client Project/Site: 4212 First St., Pleasanton, CA

For:

Conestoga-Rovers & Associates, Inc.

5900 Hollis Street

Suite A

Emeryville, California 94608

Attn: Peter Schaefer



Authorized for release by:

4/25/2013 4:05:23 PM

Philip Sanelle

Project Manager I

[philip.sanelle@testamericainc.com](mailto:philip.sanelle@testamericainc.com)

### LINKS

Review your project  
results through

**TotalAccess**

Have a Question?



Visit us at:

[www.testamericainc.com](http://www.testamericainc.com)

*The test results in this report meet all 2003 NELAC and 2009 TNI requirements for accredited parameters, exceptions are noted in this report. This report may not be reproduced except in full, and with written approval from the laboratory. For questions please contact the Project Manager at the e-mail address or telephone number listed on this page.*

*This report has been electronically signed and authorized by the signatory. Electronic signature is intended to be the legally binding equivalent of a traditionally handwritten signature.*

*Results relate only to the items tested and the sample(s) as received by the laboratory.*

1

2

3

4

5

6

7

8

9

10

11

12

13



# Table of Contents

Cover Page . . . . .	1
Table of Contents . . . . .	2
Sample Summary . . . . .	3
Case Narrative . . . . .	4
Client Sample Results . . . . .	5
Method Summary . . . . .	8
Chronicle . . . . .	9
QC Sample Results . . . . .	10
QC Association . . . . .	14
Definitions . . . . .	15
Certification Summary . . . . .	16
Chain of Custody . . . . .	17
Receipt Checklists . . . . .	18

# Sample Summary

Client: Conestoga-Rovers & Associates, Inc.  
Project/Site: 4212 First St., Pleasanton, CA

TestAmerica Job ID: 440-44202-1

Lab Sample ID	Client Sample ID	Matrix	Collected	Received
440-44202-1	SVE-2	Air	04/18/13 09:10	04/19/13 09:40
440-44202-2	MW-1	Air	04/18/13 09:20	04/19/13 09:40
440-44202-3	SVE-2	Air	04/18/13 16:10	04/19/13 09:40

1

2

3

4

5

6

7

8

9

10

11

12

13

# Case Narrative

Client: Conestoga-Rovers & Associates, Inc.  
Project/Site: 4212 First St., Pleasanton, CA

TestAmerica Job ID: 440-44202-1

---

## Job ID: 440-44202-1

---

Laboratory: TestAmerica Irvine

### Narrative

---

#### Job Narrative 440-44202-1

### Comments

Sample MW-1 (440-44202-4) was not able to be analyzed because the sample bag was found flat before analysis..

### Receipt

The samples were received on 4/19/2013 9:40 AM; the samples arrived in good condition, properly preserved and, where required, on ice. The temperature of the cooler at receipt was 22.0° C.

### GC/MS VOA

Method(s) 8260B/CA\_LUFTMS: Reanalysis of the following sample(s) was performed outside of the analytical holding time: MW-1 (440-44202-2), SVE-2 (440-44202-1), SVE-2 (440-44202-3).

Method(s) 8260B: Reanalysis of the following sample(s) was performed outside of the analytical holding time: SVE-2 (440-44202-1), MW-1 (440-44202-2), SVE-2 (440-44202-3).

No other analytical or quality issues were noted.

### VOA Prep

No analytical or quality issues were noted.



# Client Sample Results

Client: Conestoga-Rovers & Associates, Inc.  
Project/Site: 4212 First St., Pleasanton, CA

TestAmerica Job ID: 440-44202-1

**Client Sample ID: SVE-2**

**Lab Sample ID: 440-44202-1**

Date Collected: 04/18/13 09:10

Matrix: Air

Date Received: 04/19/13 09:40

Sample Container: Air Sample Bag - 1 L

**Method: 8260B/CA\_LUFTMS - Volatile Organic Compounds by GC/MS**

Analyte	Result	Qualifier	RL	MDL	Unit	D	Prepared	Analyzed	Dil Fac
<b>Volatile Fuel Hydrocarbons (C4-C12)</b>	<b>1300</b>	<b>H</b>	100		mg/m3			04/22/13 12:29	1

Analyte	Result	Qualifier	RL	MDL	Unit	D	Prepared	Analyzed	Dil Fac
<b>Volatile Fuel Hydrocarbons (C4-C12)</b>	<b>330</b>	<b>H</b>	24		ppm v/v			04/22/13 12:29	1

Surrogate	%Recovery	Qualifier	Limits	Prepared	Analyzed	Dil Fac
Dibromofluoromethane (Surr)	99		80 - 120		04/22/13 12:29	1
4-Bromofluorobenzene (Surr)	101		80 - 120		04/22/13 12:29	1
Toluene-d8 (Surr)	106		80 - 120		04/22/13 12:29	1

**Method: 8260B - Volatile Organic Compounds (GC/MS)**

Analyte	Result	Qualifier	RL	MDL	Unit	D	Prepared	Analyzed	Dil Fac
<b>Benzene</b>	<b>2.0</b>	<b>H</b>	2.0		mg/m3			04/22/13 12:29	1
<b>Ethylbenzene</b>	<b>11</b>	<b>H</b>	2.0		mg/m3			04/22/13 12:29	1
Methyl-t-Butyl Ether (MTBE)	ND	H	2.0		mg/m3			04/22/13 12:29	1
Toluene	ND	H	2.0		mg/m3			04/22/13 12:29	1
<b>Xylenes, Total</b>	<b>35</b>	<b>H</b>	6.0		mg/m3			04/22/13 12:29	1
tert-Butyl alcohol (TBA)	ND	H	200		mg/m3			04/22/13 12:29	1

Analyte	Result	Qualifier	RL	MDL	Unit	D	Prepared	Analyzed	Dil Fac
<b>Benzene</b>	<b>0.62</b>	<b>H</b>	0.63		ppm v/v			04/22/13 12:29	1
<b>Ethylbenzene</b>	<b>2.5</b>	<b>H</b>	0.46		ppm v/v			04/22/13 12:29	1
Methyl-t-Butyl Ether (MTBE)	ND	H	0.55		ppm v/v			04/22/13 12:29	1
Toluene	ND	H	0.53		ppm v/v			04/22/13 12:29	1
<b>Xylenes, Total</b>	<b>8.0</b>	<b>H</b>	1.4		ppm v/v			04/22/13 12:29	1
tert-Butyl alcohol (TBA)	ND	H	66		ppm v/v			04/22/13 12:29	1

Surrogate	%Recovery	Qualifier	Limits	Prepared	Analyzed	Dil Fac
4-Bromofluorobenzene (Surr)	101		80 - 120		04/22/13 12:29	1
Dibromofluoromethane (Surr)	99		80 - 120		04/22/13 12:29	1
Toluene-d8 (Surr)	106		80 - 120		04/22/13 12:29	1

**Client Sample ID: MW-1**

**Lab Sample ID: 440-44202-2**

Date Collected: 04/18/13 09:20

Matrix: Air

Date Received: 04/19/13 09:40

Sample Container: Air Sample Bag - 1 L

**Method: 8260B/CA\_LUFTMS - Volatile Organic Compounds by GC/MS**

Analyte	Result	Qualifier	RL	MDL	Unit	D	Prepared	Analyzed	Dil Fac
<b>Volatile Fuel Hydrocarbons (C4-C12)</b>	<b>13000</b>	<b>H</b>	500		mg/m3			04/22/13 13:28	5

Analyte	Result	Qualifier	RL	MDL	Unit	D	Prepared	Analyzed	Dil Fac
<b>Volatile Fuel Hydrocarbons (C4-C12)</b>	<b>3100</b>	<b>H</b>	120		ppm v/v			04/22/13 13:28	5

Surrogate	%Recovery	Qualifier	Limits	Prepared	Analyzed	Dil Fac
Dibromofluoromethane (Surr)	92		80 - 120		04/22/13 13:28	5
4-Bromofluorobenzene (Surr)	98		80 - 120		04/22/13 13:28	5
Toluene-d8 (Surr)	104		80 - 120		04/22/13 13:28	5

TestAmerica Irvine

# Client Sample Results

Client: Conestoga-Rovers & Associates, Inc.  
Project/Site: 4212 First St., Pleasanton, CA

TestAmerica Job ID: 440-44202-1

## Client Sample ID: MW-1

Lab Sample ID: 440-44202-2

Date Collected: 04/18/13 09:20

Matrix: Air

Date Received: 04/19/13 09:40

Sample Container: Air Sample Bag - 1 L

### Method: 8260B - Volatile Organic Compounds (GC/MS)

Analyte	Result	Qualifier	RL	MDL	Unit	D	Prepared	Analyzed	Dil Fac
<b>Benzene</b>	<b>47</b>	<b>H</b>	2.0		mg/m3			04/21/13 15:57	1
Ethylbenzene	ND	H	2.0		mg/m3			04/21/13 15:57	1
Methyl-t-Butyl Ether (MTBE)	ND	H	2.0		mg/m3			04/21/13 15:57	1
Toluene	ND	H	2.0		mg/m3			04/21/13 15:57	1
Xylenes, Total	ND	H	6.0		mg/m3			04/21/13 15:57	1
tert-Butyl alcohol (TBA)	ND	H	200		mg/m3			04/21/13 15:57	1

Analyte	Result	Qualifier	RL	MDL	Unit	D	Prepared	Analyzed	Dil Fac
<b>Benzene</b>	<b>15</b>	<b>H</b>	0.63		ppm v/v			04/21/13 15:57	1
Ethylbenzene	ND	H	0.46		ppm v/v			04/21/13 15:57	1
Methyl-t-Butyl Ether (MTBE)	ND	H	0.55		ppm v/v			04/21/13 15:57	1
Toluene	ND	H	0.53		ppm v/v			04/21/13 15:57	1
Xylenes, Total	ND	H	1.4		ppm v/v			04/21/13 15:57	1
tert-Butyl alcohol (TBA)	ND	H	66		ppm v/v			04/21/13 15:57	1

Surrogate	%Recovery	Qualifier	Limits	Prepared	Analyzed	Dil Fac
4-Bromofluorobenzene (Surr)	98		80 - 120		04/21/13 15:57	1
Dibromofluoromethane (Surr)	92		80 - 120		04/21/13 15:57	1
Toluene-d8 (Surr)	106		80 - 120		04/21/13 15:57	1

## Client Sample ID: SVE-2

Lab Sample ID: 440-44202-3

Date Collected: 04/18/13 16:10

Matrix: Air

Date Received: 04/19/13 09:40

Sample Container: Air Sample Bag - 1 L

### Method: 8260B/CA\_LUFTMS - Volatile Organic Compounds by GC/MS

Analyte	Result	Qualifier	RL	MDL	Unit	D	Prepared	Analyzed	Dil Fac
<b>Volatile Fuel Hydrocarbons (C4-C12)</b>	<b>1800</b>	<b>H</b>	100		mg/m3			04/22/13 12:59	1

Analyte	Result	Qualifier	RL	MDL	Unit	D	Prepared	Analyzed	Dil Fac
<b>Volatile Fuel Hydrocarbons (C4-C12)</b>	<b>440</b>	<b>H</b>	24		ppm v/v			04/22/13 12:59	1

Surrogate	%Recovery	Qualifier	Limits	Prepared	Analyzed	Dil Fac
Dibromofluoromethane (Surr)	99		80 - 120		04/22/13 12:59	1
4-Bromofluorobenzene (Surr)	103		80 - 120		04/22/13 12:59	1
Toluene-d8 (Surr)	106		80 - 120		04/22/13 12:59	1

### Method: 8260B - Volatile Organic Compounds (GC/MS)

Analyte	Result	Qualifier	RL	MDL	Unit	D	Prepared	Analyzed	Dil Fac
<b>Benzene</b>	<b>2.7</b>	<b>H</b>	2.0		mg/m3			04/22/13 12:59	1
<b>Ethylbenzene</b>	<b>15</b>	<b>H</b>	2.0		mg/m3			04/22/13 12:59	1
Methyl-t-Butyl Ether (MTBE)	ND	H	2.0		mg/m3			04/22/13 12:59	1
Toluene	ND	H	2.0		mg/m3			04/22/13 12:59	1
<b>Xylenes, Total</b>	<b>50</b>	<b>H</b>	6.0		mg/m3			04/22/13 12:59	1
tert-Butyl alcohol (TBA)	ND	H	200		mg/m3			04/22/13 12:59	1

Analyte	Result	Qualifier	RL	MDL	Unit	D	Prepared	Analyzed	Dil Fac
<b>Benzene</b>	<b>0.86</b>	<b>H</b>	0.63		ppm v/v			04/22/13 12:59	1
<b>Ethylbenzene</b>	<b>3.4</b>	<b>H</b>	0.46		ppm v/v			04/22/13 12:59	1
Methyl-t-Butyl Ether (MTBE)	ND	H	0.55		ppm v/v			04/22/13 12:59	1

TestAmerica Irvine



# Client Sample Results

Client: Conestoga-Rovers & Associates, Inc.  
 Project/Site: 4212 First St., Pleasanton, CA

TestAmerica Job ID: 440-44202-1

**Client Sample ID: SVE-2**

**Lab Sample ID: 440-44202-3**

**Date Collected: 04/18/13 16:10**

**Matrix: Air**

**Date Received: 04/19/13 09:40**

**Sample Container: Air Sample Bag - 1 L**

**Method: 8260B - Volatile Organic Compounds (GC/MS) (Continued)**

Analyte	Result	Qualifier	RL	MDL	Unit	D	Prepared	Analyzed	Dil Fac
Toluene	ND	H	0.53		ppm v/v			04/22/13 12:59	1
<b>Xylenes, Total</b>	<b>11</b>	<b>H</b>	1.4		ppm v/v			04/22/13 12:59	1
tert-Butyl alcohol (TBA)	ND	H	66		ppm v/v			04/22/13 12:59	1
<i>Surrogate</i>	<i>%Recovery</i>	<i>Qualifier</i>	<i>Limits</i>				<i>Prepared</i>	<i>Analyzed</i>	<i>Dil Fac</i>
4-Bromofluorobenzene (Surr)	103		80 - 120					04/22/13 12:59	1
Dibromofluoromethane (Surr)	99		80 - 120					04/22/13 12:59	1
Toluene-d8 (Surr)	106		80 - 120					04/22/13 12:59	1



# Method Summary

Client: Conestoga-Rovers & Associates, Inc.  
Project/Site: 4212 First St., Pleasanton, CA

TestAmerica Job ID: 440-44202-1

Method	Method Description	Protocol	Laboratory
8260B	Volatile Organic Compounds (GC/MS)	SW846	TAL IRV
8260B/CA_LUFTM S	Volatile Organic Compounds by GC/MS	SW846	TAL IRV

**Protocol References:**

SW846 = "Test Methods For Evaluating Solid Waste, Physical/Chemical Methods", Third Edition, November 1986 And Its Updates.

**Laboratory References:**

TAL IRV = TestAmerica Irvine, 17461 Derian Ave, Suite 100, Irvine, CA 92614-5817, TEL (949)261-1022



# Lab Chronicle

Client: Conestoga-Rovers & Associates, Inc.  
 Project/Site: 4212 First St., Pleasanton, CA

TestAmerica Job ID: 440-44202-1

**Client Sample ID: SVE-2**

Date Collected: 04/18/13 09:10

Date Received: 04/19/13 09:40

**Lab Sample ID: 440-44202-1**

Matrix: Air

Prep Type	Batch Type	Batch Method	Run	Dil Factor	Initial Amount	Final Amount	Batch Number	Prepared or Analyzed	Analyst	Lab
Total/NA	Analysis	8260B		1	5 cc	10 mL	99587	04/22/13 12:29	TN	TAL IRV
Total/NA	Analysis	8260B/CA_LUFTMS		1	5 cc	10 mL	99588	04/22/13 12:29	TN	TAL IRV

**Client Sample ID: MW-1**

Date Collected: 04/18/13 09:20

Date Received: 04/19/13 09:40

**Lab Sample ID: 440-44202-2**

Matrix: Air

Prep Type	Batch Type	Batch Method	Run	Dil Factor	Initial Amount	Final Amount	Batch Number	Prepared or Analyzed	Analyst	Lab
Total/NA	Analysis	8260B		1	5 cc	10 mL	99554	04/21/13 15:57	AT	TAL IRV
Total/NA	Analysis	8260B/CA_LUFTMS		5	5 cc	10 mL	99588	04/22/13 13:28	TN	TAL IRV

**Client Sample ID: SVE-2**

Date Collected: 04/18/13 16:10

Date Received: 04/19/13 09:40

**Lab Sample ID: 440-44202-3**

Matrix: Air

Prep Type	Batch Type	Batch Method	Run	Dil Factor	Initial Amount	Final Amount	Batch Number	Prepared or Analyzed	Analyst	Lab
Total/NA	Analysis	8260B		1	5 cc	10 mL	99587	04/22/13 12:59	TN	TAL IRV
Total/NA	Analysis	8260B/CA_LUFTMS		1	5 cc	10 mL	99588	04/22/13 12:59	TN	TAL IRV

**Laboratory References:**

TAL IRV = TestAmerica Irvine, 17461 Derian Ave, Suite 100, Irvine, CA 92614-5817, TEL (949)261-1022

# QC Sample Results

Client: Conestoga-Rovers & Associates, Inc.  
Project/Site: 4212 First St., Pleasanton, CA

TestAmerica Job ID: 440-44202-1

## Method: 8260B - Volatile Organic Compounds (GC/MS)

**Lab Sample ID: MB 440-99554/6**

**Matrix: Air**

**Analysis Batch: 99554**

**Client Sample ID: Method Blank**

**Prep Type: Total/NA**

Analyte	MB Result	MB Qualifier	RL	MDL	Unit	D	Prepared	Analyzed	Dil Fac
Benzene	ND		2.0		mg/m3			04/21/13 11:20	1
Ethylbenzene	ND		2.0		mg/m3			04/21/13 11:20	1
Methyl-t-Butyl Ether (MTBE)	ND		2.0		mg/m3			04/21/13 11:20	1
Toluene	ND		2.0		mg/m3			04/21/13 11:20	1
Xylenes, Total	ND		6.0		mg/m3			04/21/13 11:20	1
tert-Butyl alcohol (TBA)	ND		200		mg/m3			04/21/13 11:20	1

Analyte	MB Result	MB Qualifier	RL	MDL	Unit	D	Prepared	Analyzed	Dil Fac
Benzene	ND		0.63		ppm v/v			04/21/13 11:20	1
Ethylbenzene	ND		0.46		ppm v/v			04/21/13 11:20	1
Methyl-t-Butyl Ether (MTBE)	ND		0.55		ppm v/v			04/21/13 11:20	1
Toluene	ND		0.53		ppm v/v			04/21/13 11:20	1
Xylenes, Total	ND		1.4		ppm v/v			04/21/13 11:20	1
tert-Butyl alcohol (TBA)	ND		66		ppm v/v			04/21/13 11:20	1

Surrogate	MB %Recovery	MB Qualifier	Limits	Prepared	Analyzed	Dil Fac
4-Bromofluorobenzene (Surr)	101		80 - 120		04/21/13 11:20	1
Dibromofluoromethane (Surr)	101		80 - 120		04/21/13 11:20	1
Toluene-d8 (Surr)	111		80 - 120		04/21/13 11:20	1

**Lab Sample ID: LCS 440-99554/7**

**Matrix: Air**

**Analysis Batch: 99554**

**Client Sample ID: Lab Control Sample**

**Prep Type: Total/NA**

Analyte	Spike Added	LCS Result	LCS Qualifier	Unit	D	%Rec	%Rec. Limits
Benzene	25.0	25.4		mg/m3		102	70 - 120
Ethylbenzene	25.0	26.2		mg/m3		105	75 - 125
m,p-Xylene	50.0	54.6		mg/m3		109	75 - 125
Methyl-t-Butyl Ether (MTBE)	25.0	24.7		mg/m3		99	60 - 135
o-Xylene	25.0	28.0		mg/m3		112	75 - 125
Toluene	25.0	25.7		mg/m3		103	70 - 120
tert-Butyl alcohol (TBA)	125	136		mg/m3		109	70 - 135

Analyte	Spike Added	LCS Result	LCS Qualifier	Unit	D	%Rec	%Rec. Limits
Benzene	7.8	7.96		ppm v/v		102	70 - 120
Ethylbenzene	5.8	6.02		ppm v/v		105	75 - 125
m,p-Xylene	12	12.6		ppm v/v		109	75 - 125
Methyl-t-Butyl Ether (MTBE)	6.9	6.86		ppm v/v		99	60 - 135
o-Xylene	5.8	6.45		ppm v/v		112	75 - 125
Toluene	6.6	6.83		ppm v/v		103	70 - 120
tert-Butyl alcohol (TBA)	41	45.0		ppm v/v		109	70 - 135

Surrogate	LCS %Recovery	LCS Qualifier	Limits
4-Bromofluorobenzene (Surr)	105		80 - 120
Dibromofluoromethane (Surr)	105		80 - 120
Toluene-d8 (Surr)	108		80 - 120

TestAmerica Irvine

# QC Sample Results

Client: Conestoga-Rovers & Associates, Inc.  
Project/Site: 4212 First St., Pleasanton, CA

TestAmerica Job ID: 440-44202-1

## Method: 8260B - Volatile Organic Compounds (GC/MS) (Continued)

**Lab Sample ID: 440-44325-A-1 DU**

**Matrix: Air**

**Analysis Batch: 99554**

**Client Sample ID: Duplicate**

**Prep Type: Total/NA**

Analyte	Sample	Sample	DU	DU	Unit	D	RPD	Limit
	Result	Qualifier	Result	Qualifier				
Benzene	3.8		3.46		mg/m3		10	20
Ethylbenzene	30		27.3		mg/m3		10	20
Methyl-t-Butyl Ether (MTBE)	ND		ND		mg/m3		NC	25
Toluene	3.6		3.16		mg/m3		12	20
Xylenes, Total	100		94.1		mg/m3		9	20
tert-Butyl alcohol (TBA)	ND		ND		mg/m3		NC	20

Analyte	Sample	Sample	DU	DU	Unit	D	RPD	Limit
	Result	Qualifier	Result	Qualifier				
Benzene	1.2		1.08		ppm v/v		10	20
Ethylbenzene	6.9		6.28		ppm v/v		10	20
Methyl-t-Butyl Ether (MTBE)	ND		ND		ppm v/v		NC	25
Toluene	0.95		0.840		ppm v/v		12	20
Xylenes, Total	24		21.7		ppm v/v		9	20
tert-Butyl alcohol (TBA)	ND		ND		ppm v/v		NC	20

Surrogate	DU	DU	Limits
	%Recovery	Qualifier	
4-Bromofluorobenzene (Surr)	107		80 - 120
Dibromofluoromethane (Surr)	96		80 - 120
Toluene-d8 (Surr)	109		80 - 120

**Lab Sample ID: MB 440-99587/8**

**Matrix: Air**

**Analysis Batch: 99587**

**Client Sample ID: Method Blank**

**Prep Type: Total/NA**

Analyte	MB	MB	RL	MDL	Unit	D	Prepared	Analyzed	Dil Fac
	Result	Qualifier							
Benzene	ND		2.0		mg/m3			04/22/13 10:32	1
Ethylbenzene	ND		2.0		mg/m3			04/22/13 10:32	1
Methyl-t-Butyl Ether (MTBE)	ND		2.0		mg/m3			04/22/13 10:32	1
Toluene	ND		2.0		mg/m3			04/22/13 10:32	1
Xylenes, Total	ND		6.0		mg/m3			04/22/13 10:32	1
tert-Butyl alcohol (TBA)	ND		200		mg/m3			04/22/13 10:32	1

Analyte	MB	MB	RL	MDL	Unit	D	Prepared	Analyzed	Dil Fac
	Result	Qualifier							
Benzene	ND		0.63		ppm v/v			04/22/13 10:32	1
Ethylbenzene	ND		0.46		ppm v/v			04/22/13 10:32	1
Methyl-t-Butyl Ether (MTBE)	ND		0.55		ppm v/v			04/22/13 10:32	1
Toluene	ND		0.53		ppm v/v			04/22/13 10:32	1
Xylenes, Total	ND		1.4		ppm v/v			04/22/13 10:32	1
tert-Butyl alcohol (TBA)	ND		66		ppm v/v			04/22/13 10:32	1

Surrogate	MB	MB	Limits	Prepared	Analyzed	Dil Fac
	%Recovery	Qualifier				
4-Bromofluorobenzene (Surr)	95		80 - 120		04/22/13 10:32	1
Dibromofluoromethane (Surr)	97		80 - 120		04/22/13 10:32	1
Toluene-d8 (Surr)	102		80 - 120		04/22/13 10:32	1

TestAmerica Irvine

# QC Sample Results

Client: Conestoga-Rovers & Associates, Inc.  
 Project/Site: 4212 First St., Pleasanton, CA

TestAmerica Job ID: 440-44202-1

## Method: 8260B - Volatile Organic Compounds (GC/MS) (Continued)

**Lab Sample ID: LCS 440-99587/6**

**Matrix: Air**

**Analysis Batch: 99587**

**Client Sample ID: Lab Control Sample**

**Prep Type: Total/NA**

Analyte	Spike Added	LCS Result	LCS Qualifier	Unit	D	%Rec	%Rec. Limits
Benzene	25.0	25.6		mg/m3		102	70 - 120
Ethylbenzene	25.0	26.5		mg/m3		106	75 - 125
m,p-Xylene	50.0	55.6		mg/m3		111	75 - 125
Methyl-t-Butyl Ether (MTBE)	25.0	25.6		mg/m3		102	60 - 135
o-Xylene	25.0	28.3		mg/m3		113	75 - 125
Toluene	25.0	26.0		mg/m3		104	70 - 120
tert-Butyl alcohol (TBA)	125	133		mg/m3		106	70 - 135

Analyte	Spike Added	LCS Result	LCS Qualifier	Unit	D	%Rec	%Rec. Limits
Benzene	7.8	8.02		ppm v/v		102	70 - 120
Ethylbenzene	5.8	6.10		ppm v/v		106	75 - 125
m,p-Xylene	12	12.8		ppm v/v		111	75 - 125
Methyl-t-Butyl Ether (MTBE)	6.9	7.10		ppm v/v		102	60 - 135
o-Xylene	5.8	6.51		ppm v/v		113	75 - 125
Toluene	6.6	6.90		ppm v/v		104	70 - 120
tert-Butyl alcohol (TBA)	41	43.9		ppm v/v		106	70 - 135

Surrogate	LCS %Recovery	LCS Qualifier	Limits
4-Bromofluorobenzene (Surr)	107		80 - 120
Dibromofluoromethane (Surr)	106		80 - 120
Toluene-d8 (Surr)	106		80 - 120

**Lab Sample ID: 440-44325-A-4 DU**

**Matrix: Air**

**Analysis Batch: 99587**

**Client Sample ID: Duplicate**

**Prep Type: Total/NA**

Analyte	Sample Result	Sample Qualifier	DU Result	DU Qualifier	Unit	D	RPD	RPD Limit
Benzene	100		108		mg/m3		6	20
Ethylbenzene	ND		ND		mg/m3		NC	20
Methyl-t-Butyl Ether (MTBE)	ND		ND		mg/m3		NC	25
Toluene	ND		ND		mg/m3		NC	20
Xylenes, Total	ND		ND		mg/m3		NC	20
tert-Butyl alcohol (TBA)	ND		ND		mg/m3		NC	20

Analyte	Sample Result	Sample Qualifier	DU Result	DU Qualifier	Unit	D	RPD	RPD Limit
Benzene	32		34.0		ppm v/v		6	20
Ethylbenzene	ND		ND		ppm v/v		NC	20
Methyl-t-Butyl Ether (MTBE)	ND		ND		ppm v/v		NC	25
Toluene	ND		ND		ppm v/v		NC	20
Xylenes, Total	ND		ND		ppm v/v		NC	20
tert-Butyl alcohol (TBA)	ND		ND		ppm v/v		NC	20

Surrogate	DU %Recovery	DU Qualifier	Limits
4-Bromofluorobenzene (Surr)	99		80 - 120
Dibromofluoromethane (Surr)	94		80 - 120
Toluene-d8 (Surr)	107		80 - 120

TestAmerica Irvine

# QC Sample Results

Client: Conestoga-Rovers & Associates, Inc.  
 Project/Site: 4212 First St., Pleasanton, CA

TestAmerica Job ID: 440-44202-1

## Method: 8260B/CA\_LUFTMS - Volatile Organic Compounds by GC/MS

**Lab Sample ID: MB 440-99588/8**

**Matrix: Air**

**Analysis Batch: 99588**

**Client Sample ID: Method Blank**

**Prep Type: Total/NA**

Analyte	MB Result	MB Qualifier	RL	MDL	Unit	D	Prepared	Analyzed	Dil Fac
Volatile Fuel Hydrocarbons (C4-C12)	ND		100		mg/m3			04/22/13 10:32	1

Analyte	MB Result	MB Qualifier	RL	MDL	Unit	D	Prepared	Analyzed	Dil Fac
Volatile Fuel Hydrocarbons (C4-C12)	ND		24		ppm v/v			04/22/13 10:32	1

Surrogate	MB %Recovery	MB Qualifier	Limits	Prepared	Analyzed	Dil Fac
Dibromofluoromethane (Surr)	97		80 - 120		04/22/13 10:32	1
4-Bromofluorobenzene (Surr)	95		80 - 120		04/22/13 10:32	1
Toluene-d8 (Surr)	102		80 - 120		04/22/13 10:32	1

**Lab Sample ID: LCS 440-99588/7**

**Matrix: Air**

**Analysis Batch: 99588**

**Client Sample ID: Lab Control Sample**

**Prep Type: Total/NA**

Analyte	Spike Added	LCS Result	LCS Qualifier	Unit	D	%Rec	%Rec. Limits
Volatile Fuel Hydrocarbons (C4-C12)	500	588		mg/m3		118	55 - 130

Analyte	Spike Added	LCS Result	LCS Qualifier	Unit	D	%Rec	%Rec. Limits
Volatile Fuel Hydrocarbons (C4-C12)	120	144		ppm v/v		118	55 - 130

Surrogate	LCS %Recovery	LCS Qualifier	Limits
Dibromofluoromethane (Surr)	100		80 - 120
4-Bromofluorobenzene (Surr)	106		80 - 120
Toluene-d8 (Surr)	110		80 - 120

**Lab Sample ID: 440-44325-A-4 DU**

**Matrix: Air**

**Analysis Batch: 99588**

**Client Sample ID: Duplicate**

**Prep Type: Total/NA**

Analyte	Sample Result	Sample Qualifier	DU Result	DU Qualifier	Unit	D	RPD	RPD Limit
Volatile Fuel Hydrocarbons (C4-C12)	25000		27200		mg/m3		9	20

Analyte	Sample Result	Sample Qualifier	DU Result	DU Qualifier	Unit	D	RPD	RPD Limit
Volatile Fuel Hydrocarbons (C4-C12)	6100		6660		ppm v/v		9	20

Surrogate	DU %Recovery	DU Qualifier	Limits
Dibromofluoromethane (Surr)	94		80 - 120
4-Bromofluorobenzene (Surr)	99		80 - 120
Toluene-d8 (Surr)	107		80 - 120

TestAmerica Irvine

# QC Association Summary

Client: Conestoga-Rovers & Associates, Inc.  
 Project/Site: 4212 First St., Pleasanton, CA

TestAmerica Job ID: 440-44202-1

## GC/MS VOA

### Analysis Batch: 99554

Lab Sample ID	Client Sample ID	Prep Type	Matrix	Method	Prep Batch
440-44202-2	MW-1	Total/NA	Air	8260B	
440-44325-A-1 DU	Duplicate	Total/NA	Air	8260B	
LCS 440-99554/7	Lab Control Sample	Total/NA	Air	8260B	
MB 440-99554/6	Method Blank	Total/NA	Air	8260B	

### Analysis Batch: 99587

Lab Sample ID	Client Sample ID	Prep Type	Matrix	Method	Prep Batch
440-44202-1	SVE-2	Total/NA	Air	8260B	
440-44202-3	SVE-2	Total/NA	Air	8260B	
440-44325-A-4 DU	Duplicate	Total/NA	Air	8260B	
LCS 440-99587/6	Lab Control Sample	Total/NA	Air	8260B	
MB 440-99587/8	Method Blank	Total/NA	Air	8260B	

### Analysis Batch: 99588

Lab Sample ID	Client Sample ID	Prep Type	Matrix	Method	Prep Batch
440-44202-1	SVE-2	Total/NA	Air	8260B/CA_LUFT MS	
440-44202-2	MW-1	Total/NA	Air	8260B/CA_LUFT MS	
440-44202-3	SVE-2	Total/NA	Air	8260B/CA_LUFT MS	
440-44325-A-4 DU	Duplicate	Total/NA	Air	8260B/CA_LUFT MS	
LCS 440-99588/7	Lab Control Sample	Total/NA	Air	8260B/CA_LUFT MS	
MB 440-99588/8	Method Blank	Total/NA	Air	8260B/CA_LUFT MS	



## Definitions/Glossary

Client: Conestoga-Rovers & Associates, Inc.  
Project/Site: 4212 First St., Pleasanton, CA

TestAmerica Job ID: 440-44202-1

### Qualifiers

#### GC/MS VOA

Qualifier	Qualifier Description
H	Sample was prepped or analyzed beyond the specified holding time

### Glossary

Abbreviation	These commonly used abbreviations may or may not be present in this report.
□	Listed under the "D" column to designate that the result is reported on a dry weight basis
%R	Percent Recovery
CNF	Contains no Free Liquid
DER	Duplicate error ratio (normalized absolute difference)
DL, RA, RE, IN	Indicates a Dilution, Re-analysis, Re-extraction, or additional Initial metals/anion analysis of the sample
DLC	Decision level concentration
MDA	Minimum detectable activity
EDL	Estimated Detection Limit
MDC	Minimum detectable concentration
MDL	Method Detection Limit
ML	Minimum Level (Dioxin)
ND	Not detected at the reporting limit (or MDL or EDL if shown)
PQL	Practical Quantitation Limit
QC	Quality Control
RER	Relative error ratio
RL	Reporting Limit or Requested Limit (Radiochemistry)
RPD	Relative Percent Difference, a measure of the relative difference between two points
TEF	Toxicity Equivalent Factor (Dioxin)
TEQ	Toxicity Equivalent Quotient (Dioxin)

# Certification Summary

Client: Conestoga-Rovers & Associates, Inc.  
Project/Site: 4212 First St., Pleasanton, CA

TestAmerica Job ID: 440-44202-1

## Laboratory: TestAmerica Irvine

All certifications held by this laboratory are listed. Not all certifications are applicable to this report.

Authority	Program	EPA Region	Certification ID	Expiration Date
Alaska	State Program	10	CA01531	06-30-13
Arizona	State Program	9	AZ0671	10-13-13
California	LA Cty Sanitation Districts	9	10256	01-31-14
California	NELAP	9	1108CA	01-31-14
California	State Program	9	2706	06-30-14
Guam	State Program	9	Cert. No. 12.002r	03-28-13 *
Hawaii	State Program	9	N/A	01-31-14
Nevada	State Program	9	CA015312007A	07-31-13
Northern Mariana Islands	State Program	9	MP0002	01-31-14
Oregon	NELAP	10	4005	09-12-13
USDA	Federal		P330-09-00080	06-06-14
USEPA UCMR	Federal	1	CA01531	01-31-15

\* Expired certification is currently pending renewal and is considered valid.

TestAmerica Irvine

440-44202



# Shell Oil Products Chain Of Custody Record

## LAB (LOCATION)

- CALSCIENCE ( )
- SPL ( )
- XENCO ( )
- TEST AMERICA ( )
- OTHER ( )

**Please Check Appropriate Box:**

<input type="checkbox"/> ENV. SERVICES	<input type="checkbox"/> MOTIVA RETAIL	<input type="checkbox"/> SHELL RETAIL
<input type="checkbox"/> MOTIVA SD&CM	<input checked="" type="checkbox"/> CONSULTANT	<input type="checkbox"/> LUBES
<input type="checkbox"/> SHELL PIPELINE	<input type="checkbox"/> OTHER _____	

**Print Bill To Contact Name:**  
Peter Schaefer 240523

**PO #** 2 4 0 5 2 3

**INCIDENT # (ENV SERVICES)**  
9 8 9 9 5 8 4 0

**SAP #** 1 3 5 7 8 2

CHECK IF NO INCIDENT # APPLIES

**DATE:** 4-18-2013

**PAGE:** 1 of 1

**SAMPLING COMPANY:** Conestoga-Rovers & Associates

**LOG CODE:** CRAW

**SITE ADDRESS:** Street and City  
4212 First Street, Pleasanton

**State:** CA

**GLOBAL ID NO.:** RO0000360

**ADDRESS:** 5900 Hollis St, Suite A, Emeryville, CA 94608

**EDF DELIVERABLE TO (Name, Company, Office Location):** Brenda Carter, CRA, Emeryville

**PHONE NO.:** 510-420-0700

**E-MAIL:** emeryvilleedf@croworld.com

**CONSULTANT PROJECT NO.:** 240523-2013-05

**PROJECT CONTACT (Hardcopy or PDF Report to):** Peter Schaefer

**SAMPLER NAME(S) (Print):** Timothy Dias

**TELEPHONE:** 510-420-3319

**FAX:** 510-420-9170

**E-MAIL:** pschaefer@croworld.com; jradon@croworld.com

**TURNAROUND TIME (CALENDAR DAYS):**

STANDARD (14 DAY)  5 DAYS  3 DAYS  2 DAYS  24 HOURS

RESULTS NEEDED ON WEEKEND

## REQUESTED ANALYSIS

LA - RIWQCB REPORT FORMAT  UST AGENCY:

**SPECIAL INSTRUCTIONS OR NOTES :**

Copy of final report to Shell.Lab.Billing@croworld.com;  
jradon@croworld.com; mlundberg@croworld.com;  
pschaefer@croworld.com

SHELL CONTRACT RATE APPLIES

STATE REIMBURSEMENT RATE APPLIES

EDD NOT NEEDED

RECEIPT VERIFICATION REQUESTED

TPH - GRO, Purgeable (0260B)	BTX + MTBE + TBA (0260B)	CH4 by SCAQHD 26.3 (H)	PRESERVATIVE					NO. OF CONT.	TEMPERATURE ON RECEIPT °C	
			HCL	HNO3	H2SO4	NONE	OTHER			
							1	X	X	
							1	X	X	11
							1	X	X	11
							1	X	X	11

Field Sample Identification	SAMPLING		MATRIX	PRESERVATIVE					NO. OF CONT.		
	DATE	TIME		HCL	HNO3	H2SO4	NONE	OTHER			
SVE-2	4/18	9:10	VAPOR				X		1	X	X
MW-1	4/18	9:20	↓						1	X	X
SVE-2	4/18	16:10	↓						1	X	X
MW-1	4/18	16:16	↓						1	X	X

Container PID Readings or Laboratory Notes
TEDLAR BAGS
11
11
11

Relinquished by: (Signature) <i>Timothy Dias</i> 4/18	Received by: (Signature) <i>Reinald Maylor</i>	Date: 4-18-13	Time: 16:45
Relinquished by: (Signature) <i>Reinald Maylor</i> 4-18-13 18:00	Received by: (Signature) _____	Date:	Time:
Relinquished by: (Signature) _____ 4/25/2013	Received by: (Signature) <i>M. Reynolds</i>	Date: 4/19/13	Time: 9:40

05/2008 Revision

(CS)

22.0



## Login Sample Receipt Checklist

Client: Conestoga-Rovers & Associates, Inc.

Job Number: 440-44202-1

**Login Number: 44202**

**List Number: 1**

**Creator: Freitag, Kevin R**

**List Source: TestAmerica Irvine**

Question	Answer	Comment
Radioactivity wasn't checked or is <math>\leq</math> background as measured by a survey meter.	N/A	
The cooler's custody seal, if present, is intact.	True	
Sample custody seals, if present, are intact.	N/A	
The cooler or samples do not appear to have been compromised or tampered with.	True	
Samples were received on ice.	True	
Cooler Temperature is acceptable.	True	
Cooler Temperature is recorded.	True	
COC is present.	True	
COC is filled out in ink and legible.	True	
COC is filled out with all pertinent information.	True	
Is the Field Sampler's name present on COC?	True	Timothy Davis
There are no discrepancies between the containers received and the COC.	True	
Samples are received within Holding Time.	True	
Sample containers have legible labels.	True	
Containers are not broken or leaking.	True	
Sample collection date/times are provided.	True	
Appropriate sample containers are used.	True	
Sample bottles are completely filled.	True	
Sample Preservation Verified.	N/A	
There is sufficient vol. for all requested analyses, incl. any requested MS/MSDs	True	
Containers requiring zero headspace have no headspace or bubble is <math><6\text{mm}</math> (1/4").	N/A	
Multiphasic samples are not present.	True	
Samples do not require splitting or compositing.	True	
Residual Chlorine Checked.	N/A	

# TestAmerica

THE LEADER IN ENVIRONMENTAL TESTING

## ANALYTICAL REPORT

TestAmerica Laboratories, Inc.

TestAmerica Irvine

17461 Derian Ave

Suite 100

Irvine, CA 92614-5817

Tel: (949)261-1022

TestAmerica Job ID: 440-44325-1

Client Project/Site: 4212 First St., Pleasanton, CA

For:

Conestoga-Rovers & Associates, Inc.

5900 Hollis Street

Suite A

Emeryville, California 94608

Attn: Peter Schaefer



Authorized for release by:

4/24/2013 3:18:56 PM

Philip Sanelle

Project Manager I

[philip.sanelle@testamericainc.com](mailto:philip.sanelle@testamericainc.com)

### LINKS

Review your project  
results through

**TotalAccess**

Have a Question?



Visit us at:

[www.testamericainc.com](http://www.testamericainc.com)

*The test results in this report meet all 2003 NELAC and 2009 TNI requirements for accredited parameters, exceptions are noted in this report. This report may not be reproduced except in full, and with written approval from the laboratory. For questions please contact the Project Manager at the e-mail address or telephone number listed on this page.*

*This report has been electronically signed and authorized by the signatory. Electronic signature is intended to be the legally binding equivalent of a traditionally handwritten signature.*

*Results relate only to the items tested and the sample(s) as received by the laboratory.*

1

2

3

4

5

6

7

8

9

10

11

12

13



# Table of Contents

Cover Page . . . . .	1
Table of Contents . . . . .	2
Sample Summary . . . . .	3
Case Narrative . . . . .	4
Client Sample Results . . . . .	5
Method Summary . . . . .	8
Chronicle . . . . .	9
QC Sample Results . . . . .	10
QC Association . . . . .	14
Definitions . . . . .	15
Certification Summary . . . . .	16
Chain of Custody . . . . .	17
Receipt Checklists . . . . .	18

# Sample Summary

Client: Conestoga-Rovers & Associates, Inc.  
Project/Site: 4212 First St., Pleasanton, CA

TestAmerica Job ID: 440-44325-1

Lab Sample ID	Client Sample ID	Matrix	Collected	Received
440-44325-1	SVE-2	Air	04/19/13 08:40	04/20/13 12:00
440-44325-2	MW-1	Air	04/19/13 08:50	04/20/13 12:00
440-44325-3	SVE-2	Air	04/19/13 16:40	04/20/13 12:00
440-44325-4	MW-1	Air	04/19/13 16:45	04/20/13 12:00

1

2

3

4

5

6

7

8

9

10

11

12

13

# Case Narrative

Client: Conestoga-Rovers & Associates, Inc.  
Project/Site: 4212 First St., Pleasanton, CA

TestAmerica Job ID: 440-44325-1

---

**Job ID: 440-44325-1**

---

**Laboratory: TestAmerica Irvine**

---

**Narrative**

**Job Narrative**  
**440-44325-1**

**Comments**

No additional comments.

**Receipt**

The samples were received on 4/20/2013 12:00 PM; the samples arrived in good condition, properly preserved and, where required, on ice. The temperature of the cooler at receipt was 22.0° C.

**GC/MS VOA**

No analytical or quality issues were noted.

**VOA Prep**

No analytical or quality issues were noted.

- 1
- 2
- 3
- 4
- 5
- 6
- 7
- 8
- 9
- 10
- 11
- 12
- 13



# Client Sample Results

Client: Conestoga-Rovers & Associates, Inc.  
Project/Site: 4212 First St., Pleasanton, CA

TestAmerica Job ID: 440-44325-1

**Client Sample ID: SVE-2**

**Lab Sample ID: 440-44325-1**

Date Collected: 04/19/13 08:40

Matrix: Air

Date Received: 04/20/13 12:00

Sample Container: Tedlar Bag 1L

**Method: 8260B/CA\_LUFTMS - Volatile Organic Compounds by GC/MS**

Analyte	Result	Qualifier	RL	MDL	Unit	D	Prepared	Analyzed	Dil Fac
<b>Volatile Fuel Hydrocarbons (C4-C12)</b>	<b>3300</b>		100		mg/m3			04/21/13 13:18	1

Analyte	Result	Qualifier	RL	MDL	Unit	D	Prepared	Analyzed	Dil Fac
<b>Volatile Fuel Hydrocarbons (C4-C12)</b>	<b>800</b>		24		ppm v/v			04/21/13 13:18	1

Surrogate	%Recovery	Qualifier	Limits	Prepared	Analyzed	Dil Fac
Dibromofluoromethane (Surr)	98		80 - 120		04/21/13 13:18	1
4-Bromofluorobenzene (Surr)	105		80 - 120		04/21/13 13:18	1
Toluene-d8 (Surr)	108		80 - 120		04/21/13 13:18	1

**Method: 8260B - Volatile Organic Compounds (GC/MS)**

Analyte	Result	Qualifier	RL	MDL	Unit	D	Prepared	Analyzed	Dil Fac
<b>Benzene</b>	<b>3.8</b>		2.0		mg/m3			04/21/13 13:18	1
<b>Ethylbenzene</b>	<b>30</b>		2.0		mg/m3			04/21/13 13:18	1
Methyl-t-Butyl Ether (MTBE)	ND		2.0		mg/m3			04/21/13 13:18	1
<b>Toluene</b>	<b>3.6</b>		2.0		mg/m3			04/21/13 13:18	1
<b>Xylenes, Total</b>	<b>100</b>		6.0		mg/m3			04/21/13 13:18	1
tert-Butyl alcohol (TBA)	ND		200		mg/m3			04/21/13 13:18	1

Analyte	Result	Qualifier	RL	MDL	Unit	D	Prepared	Analyzed	Dil Fac
<b>Benzene</b>	<b>1.2</b>		0.63		ppm v/v			04/21/13 13:18	1
<b>Ethylbenzene</b>	<b>6.9</b>		0.46		ppm v/v			04/21/13 13:18	1
Methyl-t-Butyl Ether (MTBE)	ND		0.55		ppm v/v			04/21/13 13:18	1
<b>Toluene</b>	<b>0.95</b>		0.53		ppm v/v			04/21/13 13:18	1
<b>Xylenes, Total</b>	<b>24</b>		1.4		ppm v/v			04/21/13 13:18	1
tert-Butyl alcohol (TBA)	ND		66		ppm v/v			04/21/13 13:18	1

Surrogate	%Recovery	Qualifier	Limits	Prepared	Analyzed	Dil Fac
4-Bromofluorobenzene (Surr)	105		80 - 120		04/21/13 13:18	1
Dibromofluoromethane (Surr)	98		80 - 120		04/21/13 13:18	1
Toluene-d8 (Surr)	108		80 - 120		04/21/13 13:18	1

**Client Sample ID: MW-1**

**Lab Sample ID: 440-44325-2**

Date Collected: 04/19/13 08:50

Matrix: Air

Date Received: 04/20/13 12:00

Sample Container: Tedlar Bag 1L

**Method: 8260B/CA\_LUFTMS - Volatile Organic Compounds by GC/MS**

Analyte	Result	Qualifier	RL	MDL	Unit	D	Prepared	Analyzed	Dil Fac
<b>Volatile Fuel Hydrocarbons (C4-C12)</b>	<b>5600</b>		100		mg/m3			04/21/13 13:47	1

Analyte	Result	Qualifier	RL	MDL	Unit	D	Prepared	Analyzed	Dil Fac
<b>Volatile Fuel Hydrocarbons (C4-C12)</b>	<b>1400</b>		24		ppm v/v			04/21/13 13:47	1

Surrogate	%Recovery	Qualifier	Limits	Prepared	Analyzed	Dil Fac
Dibromofluoromethane (Surr)	96		80 - 120		04/21/13 13:47	1
4-Bromofluorobenzene (Surr)	100		80 - 120		04/21/13 13:47	1
Toluene-d8 (Surr)	109		80 - 120		04/21/13 13:47	1

TestAmerica Irvine

# Client Sample Results

Client: Conestoga-Rovers & Associates, Inc.  
Project/Site: 4212 First St., Pleasanton, CA

TestAmerica Job ID: 440-44325-1

**Client Sample ID: MW-1**

**Lab Sample ID: 440-44325-2**

Date Collected: 04/19/13 08:50

Matrix: Air

Date Received: 04/20/13 12:00

Sample Container: Tedlar Bag 1L

**Method: 8260B - Volatile Organic Compounds (GC/MS)**

Analyte	Result	Qualifier	RL	MDL	Unit	D	Prepared	Analyzed	Dil Fac
<b>Benzene</b>	<b>8.7</b>		2.0		mg/m3			04/21/13 13:47	1
Ethylbenzene	ND		2.0		mg/m3			04/21/13 13:47	1
Methyl-t-Butyl Ether (MTBE)	ND		2.0		mg/m3			04/21/13 13:47	1
Toluene	ND		2.0		mg/m3			04/21/13 13:47	1
Xylenes, Total	ND		6.0		mg/m3			04/21/13 13:47	1
tert-Butyl alcohol (TBA)	ND		200		mg/m3			04/21/13 13:47	1

Analyte	Result	Qualifier	RL	MDL	Unit	D	Prepared	Analyzed	Dil Fac
<b>Benzene</b>	<b>2.7</b>		0.63		ppm v/v			04/21/13 13:47	1
Ethylbenzene	ND		0.46		ppm v/v			04/21/13 13:47	1
Methyl-t-Butyl Ether (MTBE)	ND		0.55		ppm v/v			04/21/13 13:47	1
Toluene	ND		0.53		ppm v/v			04/21/13 13:47	1
Xylenes, Total	ND		1.4		ppm v/v			04/21/13 13:47	1
tert-Butyl alcohol (TBA)	ND		66		ppm v/v			04/21/13 13:47	1

Surrogate	%Recovery	Qualifier	Limits	Prepared	Analyzed	Dil Fac
4-Bromofluorobenzene (Surr)	100		80 - 120		04/21/13 13:47	1
Dibromofluoromethane (Surr)	96		80 - 120		04/21/13 13:47	1
Toluene-d8 (Surr)	109		80 - 120		04/21/13 13:47	1

**Client Sample ID: SVE-2**

**Lab Sample ID: 440-44325-3**

Date Collected: 04/19/13 16:40

Matrix: Air

Date Received: 04/20/13 12:00

Sample Container: Tedlar Bag 1L

**Method: 8260B/CA\_LUFTMS - Volatile Organic Compounds by GC/MS**

Analyte	Result	Qualifier	RL	MDL	Unit	D	Prepared	Analyzed	Dil Fac
<b>Volatile Fuel Hydrocarbons (C4-C12)</b>	<b>3300</b>		100		mg/m3			04/21/13 14:16	1

Analyte	Result	Qualifier	RL	MDL	Unit	D	Prepared	Analyzed	Dil Fac
<b>Volatile Fuel Hydrocarbons (C4-C12)</b>	<b>800</b>		24		ppm v/v			04/21/13 14:16	1

Surrogate	%Recovery	Qualifier	Limits	Prepared	Analyzed	Dil Fac
Dibromofluoromethane (Surr)	98		80 - 120		04/21/13 14:16	1
4-Bromofluorobenzene (Surr)	108		80 - 120		04/21/13 14:16	1
Toluene-d8 (Surr)	107		80 - 120		04/21/13 14:16	1

**Method: 8260B - Volatile Organic Compounds (GC/MS)**

Analyte	Result	Qualifier	RL	MDL	Unit	D	Prepared	Analyzed	Dil Fac
<b>Benzene</b>	<b>4.9</b>		2.0		mg/m3			04/21/13 14:16	1
<b>Ethylbenzene</b>	<b>31</b>		2.0		mg/m3			04/21/13 14:16	1
Methyl-t-Butyl Ether (MTBE)	ND		2.0		mg/m3			04/21/13 14:16	1
<b>Toluene</b>	<b>3.8</b>		2.0		mg/m3			04/21/13 14:16	1
<b>Xylenes, Total</b>	<b>110</b>		6.0		mg/m3			04/21/13 14:16	1
tert-Butyl alcohol (TBA)	ND		200		mg/m3			04/21/13 14:16	1

Analyte	Result	Qualifier	RL	MDL	Unit	D	Prepared	Analyzed	Dil Fac
<b>Benzene</b>	<b>1.5</b>		0.63		ppm v/v			04/21/13 14:16	1
<b>Ethylbenzene</b>	<b>7.1</b>		0.46		ppm v/v			04/21/13 14:16	1
Methyl-t-Butyl Ether (MTBE)	ND		0.55		ppm v/v			04/21/13 14:16	1

TestAmerica Irvine

# Client Sample Results

Client: Conestoga-Rovers & Associates, Inc.  
Project/Site: 4212 First St., Pleasanton, CA

TestAmerica Job ID: 440-44325-1

**Client Sample ID: SVE-2**

**Lab Sample ID: 440-44325-3**

Date Collected: 04/19/13 16:40

Matrix: Air

Date Received: 04/20/13 12:00

Sample Container: Tedlar Bag 1L

**Method: 8260B - Volatile Organic Compounds (GC/MS) (Continued)**

Analyte	Result	Qualifier	RL	MDL	Unit	D	Prepared	Analyzed	Dil Fac
Toluene	1.0		0.53		ppm v/v			04/21/13 14:16	1
Xylenes, Total	24		1.4		ppm v/v			04/21/13 14:16	1
tert-Butyl alcohol (TBA)	ND		66		ppm v/v			04/21/13 14:16	1
<b>Surrogate</b>	<b>%Recovery</b>	<b>Qualifier</b>	<b>Limits</b>				<b>Prepared</b>	<b>Analyzed</b>	<b>Dil Fac</b>
4-Bromofluorobenzene (Surr)	108		80 - 120					04/21/13 14:16	1
Dibromofluoromethane (Surr)	98		80 - 120					04/21/13 14:16	1
Toluene-d8 (Surr)	107		80 - 120					04/21/13 14:16	1

**Client Sample ID: MW-1**

**Lab Sample ID: 440-44325-4**

Date Collected: 04/19/13 16:45

Matrix: Air

Date Received: 04/20/13 12:00

Sample Container: Tedlar Bag 1L

**Method: 8260B/CA\_LUFTMS - Volatile Organic Compounds by GC/MS**

Analyte	Result	Qualifier	RL	MDL	Unit	D	Prepared	Analyzed	Dil Fac
Volatile Fuel Hydrocarbons (C4-C12)	2500		500		mg/m3			04/22/13 11:31	5
<b>Analyte</b>	<b>Result</b>	<b>Qualifier</b>	<b>RL</b>	<b>MDL</b>	<b>Unit</b>	<b>D</b>	<b>Prepared</b>	<b>Analyzed</b>	<b>Dil Fac</b>
Volatile Fuel Hydrocarbons (C4-C12)	6100		120		ppm v/v			04/22/13 11:31	5
<b>Surrogate</b>	<b>%Recovery</b>	<b>Qualifier</b>	<b>Limits</b>				<b>Prepared</b>	<b>Analyzed</b>	<b>Dil Fac</b>
Dibromofluoromethane (Surr)	90		80 - 120					04/22/13 11:31	5
4-Bromofluorobenzene (Surr)	100		80 - 120					04/22/13 11:31	5
Toluene-d8 (Surr)	107		80 - 120					04/22/13 11:31	5

**Method: 8260B - Volatile Organic Compounds (GC/MS)**

Analyte	Result	Qualifier	RL	MDL	Unit	D	Prepared	Analyzed	Dil Fac
Benzene	120		2.0		mg/m3			04/21/13 15:28	1
Ethylbenzene	7.1		2.0		mg/m3			04/21/13 15:28	1
Methyl-t-Butyl Ether (MTBE)	ND		2.0		mg/m3			04/21/13 15:28	1
Toluene	ND		2.0		mg/m3			04/21/13 15:28	1
Xylenes, Total	ND		6.0		mg/m3			04/21/13 15:28	1
tert-Butyl alcohol (TBA)	ND		200		mg/m3			04/21/13 15:28	1
<b>Analyte</b>	<b>Result</b>	<b>Qualifier</b>	<b>RL</b>	<b>MDL</b>	<b>Unit</b>	<b>D</b>	<b>Prepared</b>	<b>Analyzed</b>	<b>Dil Fac</b>
Benzene	38		0.63		ppm v/v			04/21/13 15:28	1
Ethylbenzene	1.6		0.46		ppm v/v			04/21/13 15:28	1
Methyl-t-Butyl Ether (MTBE)	ND		0.55		ppm v/v			04/21/13 15:28	1
Toluene	ND		0.53		ppm v/v			04/21/13 15:28	1
Xylenes, Total	ND		1.4		ppm v/v			04/21/13 15:28	1
tert-Butyl alcohol (TBA)	ND		66		ppm v/v			04/21/13 15:28	1
<b>Surrogate</b>	<b>%Recovery</b>	<b>Qualifier</b>	<b>Limits</b>				<b>Prepared</b>	<b>Analyzed</b>	<b>Dil Fac</b>
4-Bromofluorobenzene (Surr)	104		80 - 120					04/21/13 15:28	1
Dibromofluoromethane (Surr)	92		80 - 120					04/21/13 15:28	1
Toluene-d8 (Surr)	107		80 - 120					04/21/13 15:28	1

TestAmerica Irvine

# Method Summary

Client: Conestoga-Rovers & Associates, Inc.  
Project/Site: 4212 First St., Pleasanton, CA

TestAmerica Job ID: 440-44325-1

Method	Method Description	Protocol	Laboratory
8260B	Volatile Organic Compounds (GC/MS)	SW846	TAL IRV
8260B/CA_LUFTM S	Volatile Organic Compounds by GC/MS	SW846	TAL IRV

**Protocol References:**

SW846 = "Test Methods For Evaluating Solid Waste, Physical/Chemical Methods", Third Edition, November 1986 And Its Updates.

**Laboratory References:**

TAL IRV = TestAmerica Irvine, 17461 Derian Ave, Suite 100, Irvine, CA 92614-5817, TEL (949)261-1022



# Lab Chronicle

Client: Conestoga-Rovers & Associates, Inc.  
Project/Site: 4212 First St., Pleasanton, CA

TestAmerica Job ID: 440-44325-1

## Client Sample ID: SVE-2

Date Collected: 04/19/13 08:40

Date Received: 04/20/13 12:00

## Lab Sample ID: 440-44325-1

Matrix: Air

Prep Type	Batch Type	Batch Method	Run	Dil Factor	Initial Amount	Final Amount	Batch Number	Prepared or Analyzed	Analyst	Lab
Total/NA	Analysis	8260B		1	5 cc	10 mL	99554	04/21/13 13:18	AT	TAL IRV
Total/NA	Analysis	8260B/CA_LUFTMS		1	5 cc	10 mL	99555	04/21/13 13:18	AT	TAL IRV

## Client Sample ID: MW-1

Date Collected: 04/19/13 08:50

Date Received: 04/20/13 12:00

## Lab Sample ID: 440-44325-2

Matrix: Air

Prep Type	Batch Type	Batch Method	Run	Dil Factor	Initial Amount	Final Amount	Batch Number	Prepared or Analyzed	Analyst	Lab
Total/NA	Analysis	8260B		1	5 cc	10 mL	99554	04/21/13 13:47	AT	TAL IRV
Total/NA	Analysis	8260B/CA_LUFTMS		1	5 cc	10 mL	99555	04/21/13 13:47	AT	TAL IRV

## Client Sample ID: SVE-2

Date Collected: 04/19/13 16:40

Date Received: 04/20/13 12:00

## Lab Sample ID: 440-44325-3

Matrix: Air

Prep Type	Batch Type	Batch Method	Run	Dil Factor	Initial Amount	Final Amount	Batch Number	Prepared or Analyzed	Analyst	Lab
Total/NA	Analysis	8260B		1	5 cc	10 mL	99554	04/21/13 14:16	AT	TAL IRV
Total/NA	Analysis	8260B/CA_LUFTMS		1	5 cc	10 mL	99555	04/21/13 14:16	AT	TAL IRV

## Client Sample ID: MW-1

Date Collected: 04/19/13 16:45

Date Received: 04/20/13 12:00

## Lab Sample ID: 440-44325-4

Matrix: Air

Prep Type	Batch Type	Batch Method	Run	Dil Factor	Initial Amount	Final Amount	Batch Number	Prepared or Analyzed	Analyst	Lab
Total/NA	Analysis	8260B		1	5 cc	10 mL	99554	04/21/13 15:28	AT	TAL IRV
Total/NA	Analysis	8260B/CA_LUFTMS		5	5 cc	10 mL	99588	04/22/13 11:31	TN	TAL IRV

### Laboratory References:

TAL IRV = TestAmerica Irvine, 17461 Derian Ave, Suite 100, Irvine, CA 92614-5817, TEL (949)261-1022

# QC Sample Results

Client: Conestoga-Rovers & Associates, Inc.  
Project/Site: 4212 First St., Pleasanton, CA

TestAmerica Job ID: 440-44325-1

## Method: 8260B - Volatile Organic Compounds (GC/MS)

**Lab Sample ID: MB 440-99554/6**

**Matrix: Air**

**Analysis Batch: 99554**

**Client Sample ID: Method Blank**

**Prep Type: Total/NA**

Analyte	MB Result	MB Qualifier	RL	MDL	Unit	D	Prepared	Analyzed	Dil Fac
Benzene	ND		2.0		mg/m3			04/21/13 11:20	1
Ethylbenzene	ND		2.0		mg/m3			04/21/13 11:20	1
Methyl-t-Butyl Ether (MTBE)	ND		2.0		mg/m3			04/21/13 11:20	1
Toluene	ND		2.0		mg/m3			04/21/13 11:20	1
Xylenes, Total	ND		6.0		mg/m3			04/21/13 11:20	1
tert-Butyl alcohol (TBA)	ND		200		mg/m3			04/21/13 11:20	1

Analyte	MB Result	MB Qualifier	RL	MDL	Unit	D	Prepared	Analyzed	Dil Fac
Benzene	ND		0.63		ppm v/v			04/21/13 11:20	1
Ethylbenzene	ND		0.46		ppm v/v			04/21/13 11:20	1
Methyl-t-Butyl Ether (MTBE)	ND		0.55		ppm v/v			04/21/13 11:20	1
Toluene	ND		0.53		ppm v/v			04/21/13 11:20	1
Xylenes, Total	ND		1.4		ppm v/v			04/21/13 11:20	1
tert-Butyl alcohol (TBA)	ND		66		ppm v/v			04/21/13 11:20	1

Surrogate	MB %Recovery	MB Qualifier	Limits	Prepared	Analyzed	Dil Fac
4-Bromofluorobenzene (Surr)	101		80 - 120		04/21/13 11:20	1
Dibromofluoromethane (Surr)	101		80 - 120		04/21/13 11:20	1
Toluene-d8 (Surr)	111		80 - 120		04/21/13 11:20	1

**Lab Sample ID: LCS 440-99554/7**

**Matrix: Air**

**Analysis Batch: 99554**

**Client Sample ID: Lab Control Sample**

**Prep Type: Total/NA**

Analyte	Spike Added	LCS Result	LCS Qualifier	Unit	D	%Rec	%Rec. Limits
Benzene	25.0	25.4		mg/m3		102	70 - 120
Ethylbenzene	25.0	26.2		mg/m3		105	75 - 125
m,p-Xylene	50.0	54.6		mg/m3		109	75 - 125
Methyl-t-Butyl Ether (MTBE)	25.0	24.7		mg/m3		99	60 - 135
o-Xylene	25.0	28.0		mg/m3		112	75 - 125
Toluene	25.0	25.7		mg/m3		103	70 - 120
tert-Butyl alcohol (TBA)	125	136		mg/m3		109	70 - 135

Analyte	Spike Added	LCS Result	LCS Qualifier	Unit	D	%Rec	%Rec. Limits
Benzene	7.8	7.96		ppm v/v		102	70 - 120
Ethylbenzene	5.8	6.02		ppm v/v		105	75 - 125
m,p-Xylene	12	12.6		ppm v/v		109	75 - 125
Methyl-t-Butyl Ether (MTBE)	6.9	6.86		ppm v/v		99	60 - 135
o-Xylene	5.8	6.45		ppm v/v		112	75 - 125
Toluene	6.6	6.83		ppm v/v		103	70 - 120
tert-Butyl alcohol (TBA)	41	45.0		ppm v/v		109	70 - 135

Surrogate	LCS %Recovery	LCS Qualifier	Limits
4-Bromofluorobenzene (Surr)	105		80 - 120
Dibromofluoromethane (Surr)	105		80 - 120
Toluene-d8 (Surr)	108		80 - 120

TestAmerica Irvine

# QC Sample Results

Client: Conestoga-Rovers & Associates, Inc.  
Project/Site: 4212 First St., Pleasanton, CA

TestAmerica Job ID: 440-44325-1

## Method: 8260B - Volatile Organic Compounds (GC/MS) (Continued)

**Lab Sample ID: 440-44325-A-1 DU**

**Matrix: Air**

**Analysis Batch: 99554**

**Client Sample ID: SVE-2**

**Prep Type: Total/NA**

Analyte	Sample Result	Sample Qualifier	DU Result	DU Qualifier	Unit	D	RPD	Limit
Benzene	3.8		3.46		mg/m3		10	20
Ethylbenzene	30		27.3		mg/m3		10	20
Methyl-t-Butyl Ether (MTBE)	ND		ND		mg/m3		NC	25
Toluene	3.6		3.16		mg/m3		12	20
Xylenes, Total	100		94.1		mg/m3		9	20
tert-Butyl alcohol (TBA)	ND		ND		mg/m3		NC	20

Analyte	Sample Result	Sample Qualifier	DU Result	DU Qualifier	Unit	D	RPD	Limit
Benzene	1.2		1.08		ppm v/v		10	20
Ethylbenzene	6.9		6.28		ppm v/v		10	20
Methyl-t-Butyl Ether (MTBE)	ND		ND		ppm v/v		NC	25
Toluene	0.95		0.840		ppm v/v		12	20
Xylenes, Total	24		21.7		ppm v/v		9	20
tert-Butyl alcohol (TBA)	ND		ND		ppm v/v		NC	20

Surrogate	%Recovery	Qualifier	Limits
4-Bromofluorobenzene (Surr)	107		80 - 120
Dibromofluoromethane (Surr)	96		80 - 120
Toluene-d8 (Surr)	109		80 - 120

## Method: 8260B/CA\_LUFTMS - Volatile Organic Compounds by GC/MS

**Lab Sample ID: MB 440-99555/6**

**Matrix: Air**

**Analysis Batch: 99555**

**Client Sample ID: Method Blank**

**Prep Type: Total/NA**

Analyte	MB Result	MB Qualifier	RL	MDL	Unit	D	Prepared	Analyzed	Dil Fac
Volatile Fuel Hydrocarbons (C4-C12)	ND		100		mg/m3			04/21/13 11:20	1

Analyte	MB Result	MB Qualifier	RL	MDL	Unit	D	Prepared	Analyzed	Dil Fac
Volatile Fuel Hydrocarbons (C4-C12)	ND		24		ppm v/v			04/21/13 11:20	1

Surrogate	%Recovery	Qualifier	Limits	Prepared	Analyzed	Dil Fac
Dibromofluoromethane (Surr)	101		80 - 120		04/21/13 11:20	1
4-Bromofluorobenzene (Surr)	101		80 - 120		04/21/13 11:20	1
Toluene-d8 (Surr)	111		80 - 120		04/21/13 11:20	1

**Lab Sample ID: LCS 440-99555/8**

**Matrix: Air**

**Analysis Batch: 99555**

**Client Sample ID: Lab Control Sample**

**Prep Type: Total/NA**

Analyte	Spike Added	LCS Result	LCS Qualifier	Unit	D	%Rec	%Rec. Limits
Volatile Fuel Hydrocarbons (C4-C12)	500	546		mg/m3		109	55 - 130

Analyte	Spike Added	LCS Result	LCS Qualifier	Unit	D	%Rec	%Rec. Limits
Volatile Fuel Hydrocarbons (C4-C12)	120	133		ppm v/v		109	55 - 130

TestAmerica Irvine

# QC Sample Results

Client: Conestoga-Rovers & Associates, Inc.  
Project/Site: 4212 First St., Pleasanton, CA

TestAmerica Job ID: 440-44325-1

## Method: 8260B/CA\_LUFTMS - Volatile Organic Compounds by GC/MS (Continued)

**Lab Sample ID: LCS 440-99555/8**

**Matrix: Air**

**Analysis Batch: 99555**

**Client Sample ID: Lab Control Sample**

**Prep Type: Total/NA**

Surrogate	LCS		Limits
	%Recovery	Qualifier	
Dibromofluoromethane (Surr)	98		80 - 120
4-Bromofluorobenzene (Surr)	103		80 - 120
Toluene-d8 (Surr)	108		80 - 120

**Lab Sample ID: 440-44325-A-1 DU**

**Matrix: Air**

**Analysis Batch: 99555**

**Client Sample ID: 440-44325-A-1 DU**

**Prep Type: Total/NA**

Analyte	Sample	Sample	DU	DU	Unit	D	RPD	Limit
	Result	Qualifier	Result	Qualifier				
Volatile Fuel Hydrocarbons (C4-C12)	2300		2880		mg/m3		20	20

Analyte	Sample	Sample	DU	DU	Unit	D	RPD	Limit
	Result	Qualifier	Result	Qualifier				
Volatile Fuel Hydrocarbons (C4-C12)	2300		704		ppm v/v		20	20

Surrogate	DU		Limits
	%Recovery	Qualifier	
Dibromofluoromethane (Surr)	96		80 - 120
4-Bromofluorobenzene (Surr)	107		80 - 120
Toluene-d8 (Surr)	109		80 - 120

**Lab Sample ID: MB 440-99588/8**

**Matrix: Air**

**Analysis Batch: 99588**

**Client Sample ID: Method Blank**

**Prep Type: Total/NA**

Analyte	MB	MB	RL	MDL	Unit	D	Prepared	Analyzed	Dil Fac
	Result	Qualifier							
Volatile Fuel Hydrocarbons (C4-C12)	ND		100		mg/m3			04/22/13 10:32	1

Analyte	MB	MB	RL	MDL	Unit	D	Prepared	Analyzed	Dil Fac
	Result	Qualifier							
Volatile Fuel Hydrocarbons (C4-C12)	ND		24		ppm v/v			04/22/13 10:32	1

Surrogate	MB		Limits	Prepared	Analyzed	Dil Fac
	%Recovery	Qualifier				
Dibromofluoromethane (Surr)	97		80 - 120		04/22/13 10:32	1
4-Bromofluorobenzene (Surr)	95		80 - 120		04/22/13 10:32	1
Toluene-d8 (Surr)	102		80 - 120		04/22/13 10:32	1

**Lab Sample ID: LCS 440-99588/7**

**Matrix: Air**

**Analysis Batch: 99588**

**Client Sample ID: Lab Control Sample**

**Prep Type: Total/NA**

Analyte	Spike Added	LCS	LCS	Unit	D	%Rec	%Rec. Limits
		Result	Qualifier				
Volatile Fuel Hydrocarbons (C4-C12)	500	588		mg/m3		118	55 - 130

Analyte	Spike Added	LCS	LCS	Unit	D	%Rec	%Rec. Limits
		Result	Qualifier				
Volatile Fuel Hydrocarbons (C4-C12)	120	144		ppm v/v		118	55 - 130

TestAmerica Irvine



# QC Sample Results

Client: Conestoga-Rovers & Associates, Inc.  
 Project/Site: 4212 First St., Pleasanton, CA

TestAmerica Job ID: 440-44325-1

## Method: 8260B/CA\_LUFTMS - Volatile Organic Compounds by GC/MS (Continued)

**Lab Sample ID: LCS 440-99588/7**

**Matrix: Air**

**Analysis Batch: 99588**

**Client Sample ID: Lab Control Sample**

**Prep Type: Total/NA**

<i>Surrogate</i>	<i>LCS</i>		<i>Limits</i>
	<i>%Recovery</i>	<i>Qualifier</i>	
<i>Dibromofluoromethane (Surr)</i>	100		80 - 120
<i>4-Bromofluorobenzene (Surr)</i>	106		80 - 120
<i>Toluene-d8 (Surr)</i>	110		80 - 120

**Lab Sample ID: 440-44325-4 DU**

**Matrix: Air**

**Analysis Batch: 99588**

**Client Sample ID: MW-1**

**Prep Type: Total/NA**

<i>Analyte</i>	<i>Sample</i>	<i>Sample</i>	<i>DU</i>	<i>DU</i>	<i>Unit</i>	<i>D</i>	<i>RPD</i>	<i>Limit</i>
	<i>Result</i>	<i>Qualifier</i>	<i>Result</i>	<i>Qualifier</i>				
Volatile Fuel Hydrocarbons (C4-C12)	25000		27200		mg/m3		9	20

<i>Analyte</i>	<i>Sample</i>	<i>Sample</i>	<i>DU</i>	<i>DU</i>	<i>Unit</i>	<i>D</i>	<i>RPD</i>	<i>Limit</i>
	<i>Result</i>	<i>Qualifier</i>	<i>Result</i>	<i>Qualifier</i>				
Volatile Fuel Hydrocarbons (C4-C12)	6100		6660		ppm v/v		9	20

<i>Surrogate</i>	<i>DU</i>		<i>Limits</i>
	<i>%Recovery</i>	<i>Qualifier</i>	
<i>Dibromofluoromethane (Surr)</i>	94		80 - 120
<i>4-Bromofluorobenzene (Surr)</i>	99		80 - 120
<i>Toluene-d8 (Surr)</i>	107		80 - 120

# QC Association Summary

Client: Conestoga-Rovers & Associates, Inc.  
 Project/Site: 4212 First St., Pleasanton, CA

TestAmerica Job ID: 440-44325-1

## GC/MS VOA

### Analysis Batch: 99554

Lab Sample ID	Client Sample ID	Prep Type	Matrix	Method	Prep Batch
440-44325-1	SVE-2	Total/NA	Air	8260B	
440-44325-2	MW-1	Total/NA	Air	8260B	
440-44325-3	SVE-2	Total/NA	Air	8260B	
440-44325-4	MW-1	Total/NA	Air	8260B	
440-44325-A-1 DU	SVE-2	Total/NA	Air	8260B	
LCS 440-99554/7	Lab Control Sample	Total/NA	Air	8260B	
MB 440-99554/6	Method Blank	Total/NA	Air	8260B	

### Analysis Batch: 99555

Lab Sample ID	Client Sample ID	Prep Type	Matrix	Method	Prep Batch
440-44325-1	SVE-2	Total/NA	Air	8260B/CA_LUFT MS	
440-44325-2	MW-1	Total/NA	Air	8260B/CA_LUFT MS	
440-44325-3	SVE-2	Total/NA	Air	8260B/CA_LUFT MS	
440-44325-A-1 DU	440-44325-A-1 DU	Total/NA	Air	8260B/CA_LUFT MS	
LCS 440-99555/8	Lab Control Sample	Total/NA	Air	8260B/CA_LUFT MS	
MB 440-99555/6	Method Blank	Total/NA	Air	8260B/CA_LUFT MS	

### Analysis Batch: 99588

Lab Sample ID	Client Sample ID	Prep Type	Matrix	Method	Prep Batch
440-44325-4	MW-1	Total/NA	Air	8260B/CA_LUFT MS	
440-44325-4 DU	MW-1	Total/NA	Air	8260B/CA_LUFT MS	
LCS 440-99588/7	Lab Control Sample	Total/NA	Air	8260B/CA_LUFT MS	
MB 440-99588/8	Method Blank	Total/NA	Air	8260B/CA_LUFT MS	

## Definitions/Glossary

Client: Conestoga-Rovers & Associates, Inc.  
Project/Site: 4212 First St., Pleasanton, CA

TestAmerica Job ID: 440-44325-1

### Glossary

Abbreviation	These commonly used abbreviations may or may not be present in this report.
▫	Listed under the "D" column to designate that the result is reported on a dry weight basis
%R	Percent Recovery
CNF	Contains no Free Liquid
DER	Duplicate error ratio (normalized absolute difference)
DL, RA, RE, IN	Indicates a Dilution, Re-analysis, Re-extraction, or additional Initial metals/anion analysis of the sample
DLC	Decision level concentration
MDA	Minimum detectable activity
EDL	Estimated Detection Limit
MDC	Minimum detectable concentration
MDL	Method Detection Limit
ML	Minimum Level (Dioxin)
ND	Not detected at the reporting limit (or MDL or EDL if shown)
PQL	Practical Quantitation Limit
QC	Quality Control
RER	Relative error ratio
RL	Reporting Limit or Requested Limit (Radiochemistry)
RPD	Relative Percent Difference, a measure of the relative difference between two points
TEF	Toxicity Equivalent Factor (Dioxin)
TEQ	Toxicity Equivalent Quotient (Dioxin)

# Certification Summary

Client: Conestoga-Rovers & Associates, Inc.  
Project/Site: 4212 First St., Pleasanton, CA

TestAmerica Job ID: 440-44325-1

## Laboratory: TestAmerica Irvine

All certifications held by this laboratory are listed. Not all certifications are applicable to this report.

Authority	Program	EPA Region	Certification ID	Expiration Date
Alaska	State Program	10	CA01531	06-30-13
Arizona	State Program	9	AZ0671	10-13-13
California	LA Cty Sanitation Districts	9	10256	01-31-14
California	NELAP	9	1108CA	01-31-14
California	State Program	9	2706	06-30-14
Guam	State Program	9	Cert. No. 12.002r	03-28-13 *
Hawaii	State Program	9	N/A	01-31-14
Nevada	State Program	9	CA015312007A	07-31-13
Northern Mariana Islands	State Program	9	MP0002	01-31-14
Oregon	NELAP	10	4005	09-12-13
USDA	Federal		P330-09-00080	06-06-14
USEPA UCMR	Federal	1	CA01531	01-31-15

\* Expired certification is currently pending renewal and is considered valid.

TestAmerica Irvine

LAB (LOCATION)

- CALSCIENCE ( )
- SPL ( )
- XENCO ( )
- TEST AMERICA ( )
- OTHER ( )



# Shell Oil Products Chain Of Custody Record

Please Check Appropriate Box:			Print Bill To Contact Name:			INCIDENT # (ENV SERVICES)			<input type="checkbox"/> CHECK IF NO INCIDENT # APPLIES						
<input type="checkbox"/> ENV. SERVICES	<input type="checkbox"/> MOTIVA RETAIL	<input type="checkbox"/> SHELL RETAIL	Peter Schaefer 240523			9	8	9	9	5	8	4	0	DATE: 4-19-2013	
<input type="checkbox"/> MOTIVA SDBCM	<input checked="" type="checkbox"/> CONSULTANT	<input type="checkbox"/> LUBES	PO #			SAP #			PAGE: 1 of 1						
<input type="checkbox"/> SHELL PIPELINE	<input type="checkbox"/> OTHER		2	4	0	5	2	3	1	3	5	7	8	2	

SAMPLING COMPANY: <b>Conestoga-Rovers &amp; Associates</b>		LOG CODE: <b>CRAW</b>	SITE ADDRESS: Street and City <b>4212 First Street, Pleasanton</b>		State <b>CA</b>	GLOBAL ID NO.: <b>RO0000360</b>
ADDRESS: <b>5900 Hollis St, Suite A, Emeryville, CA 94608</b>		EDF DELIVERABLE TO (Name, Company, Office Location): <b>Brenda Carter, CRA, Emeryville</b>		PHONE NO.: <b>510-420-0700</b>	E-MAIL: <b>emeryvilleedf@croworld.com</b>	CONSULTANT PROJECT NO.: <b>240523-2013-05</b>
PROJECT CONTACT (Hardcopy or PDF Report to): <b>Peter Schaefer</b>		SAMPLER NAME(S) (Print): <b>Timothy Dias</b>		LAB USE ONLY <b>1110-11115</b>		
TELEPHONE: <b>510-420-3319</b>	FAX: <b>510-420-9170</b>	E-MAIL: <b>pschaefer@croworld.com; iradon@croworld.com</b>				
TURNAROUND TIME (CALENDAR DAYS): <input checked="" type="checkbox"/> STANDARD (14 DAY) <input type="checkbox"/> 5 DAYS <input type="checkbox"/> 3 DAYS <input type="checkbox"/> 2 DAYS <input type="checkbox"/> 24 HOURS			<input type="checkbox"/> RESULTS NEEDED ON WEEKEND			
<input type="checkbox"/> LA - RWQCB REPORT FORMAT <input type="checkbox"/> UST AGENCY:			<b>REQUESTED ANALYSIS</b>			

**SPECIAL INSTRUCTIONS OR NOTES :**

Copy of final report to Shell.Lab.Billing@croworld.com;  
iradon@croworld.com; mlundberg@croworld.com;  
pschaefer@croworld.com

SHELL CONTRACT RATE APPLIES  
 STATE REIMBURSEMENT RATE APPLIES  
 EDD NOT NEEDED  
 RECEIPT VERIFICATION REQUESTED

Page # of 18	Field Sample Identification	SAMPLING		MATRIX	PRESERVATIVE					NO. OF CONT.	TPH - GRO, Purgeable (8260B)	BTX + MTBE + TBA (8260B)	CH4 by SCAQMD 26.3 (M)	TEMPERATURE ON RECEIPT °C	Container PID Readings or Laboratory Notes
		DATE	TIME		HCL	HNO3	H2SO4	NONE	OTHER						
		TEDLAR BAGS													
	SVE-2	4/19	8:40	VAPOR				X		1	XX			RT	" "
	MW-1	4/19	8:50	↓						1	XX			" "	" "
	SVE-2	4/19	16:40	↓						1	XX			" "	" "
	MW-1	4/19	16:45	↓						1	XX			" "	" "

Relinquished by: (Signature) <i>[Signature]</i> 4/19	Received by: (Signature) <i>[Signature]</i>	Date: 4-19-13	Time: 17:00
Relinquished by: (Signature) <i>[Signature]</i> 4-19-13 19:00	Received by: (Signature) <i>[Signature]</i>	Date:	Time:
Relinquished by: (Signature) <i>[Signature]</i>	Received by: (Signature) <i>[Signature]</i>	Date: 4/20/13	Time: 12:00

4/24/2013



## Login Sample Receipt Checklist

Client: Conestoga-Rovers & Associates, Inc.

Job Number: 440-44325-1

**Login Number: 44325**

**List Number: 1**

**Creator: Perez, Angel**

**List Source: TestAmerica Irvine**

Question	Answer	Comment
Radioactivity wasn't checked or is <math>\leq</math> background as measured by a survey meter.	N/A	
The cooler's custody seal, if present, is intact.	True	
Sample custody seals, if present, are intact.	True	
The cooler or samples do not appear to have been compromised or tampered with.	True	
Samples were received on ice.	N/A	
Cooler Temperature is acceptable.	True	
Cooler Temperature is recorded.	True	
COC is present.	True	
COC is filled out in ink and legible.	True	
COC is filled out with all pertinent information.	True	
Is the Field Sampler's name present on COC?	True	Timothy Dias
There are no discrepancies between the containers received and the COC.	True	
Samples are received within Holding Time.	True	
Sample containers have legible labels.	True	
Containers are not broken or leaking.	True	
Sample collection date/times are provided.	True	
Appropriate sample containers are used.	True	
Sample bottles are completely filled.	True	
Sample Preservation Verified.	N/A	
There is sufficient vol. for all requested analyses, incl. any requested MS/MSDs	True	
Containers requiring zero headspace have no headspace or bubble is <math><6\text{mm}</math> (1/4").	N/A	
Multiphasic samples are not present.	N/A	
Samples do not require splitting or compositing.	N/A	
Residual Chlorine Checked.	N/A	

# TestAmerica

THE LEADER IN ENVIRONMENTAL TESTING

## ANALYTICAL REPORT

TestAmerica Laboratories, Inc.

TestAmerica Irvine

17461 Derian Ave

Suite 100

Irvine, CA 92614-5817

Tel: (949)261-1022

TestAmerica Job ID: 440-44494-1

Client Project/Site: 4212 First St., Pleasanton, CA

For:

Conestoga-Rovers & Associates, Inc.

5900 Hollis Street

Suite A

Emeryville, California 94608

Attn: Peter Schaefer



Authorized for release by:

4/26/2013 2:45:17 PM

Philip Sanelle

Project Manager I

[philip.sanelle@testamericainc.com](mailto:philip.sanelle@testamericainc.com)

### LINKS

Review your project  
results through

TotalAccess

Have a Question?



Visit us at:

[www.testamericainc.com](http://www.testamericainc.com)

*The test results in this report meet all 2003 NELAC and 2009 TNI requirements for accredited parameters, exceptions are noted in this report. This report may not be reproduced except in full, and with written approval from the laboratory. For questions please contact the Project Manager at the e-mail address or telephone number listed on this page.*

*This report has been electronically signed and authorized by the signatory. Electronic signature is intended to be the legally binding equivalent of a traditionally handwritten signature.*

*Results relate only to the items tested and the sample(s) as received by the laboratory.*

1

2

3

4

5

6

7

8

9

10

11

12

13



# Table of Contents

Cover Page . . . . .	1
Table of Contents . . . . .	2
Sample Summary . . . . .	3
Case Narrative . . . . .	4
Client Sample Results . . . . .	5
Method Summary . . . . .	7
Chronicle . . . . .	8
QC Sample Results . . . . .	9
QC Association . . . . .	12
Definitions . . . . .	13
Certification Summary . . . . .	14
Chain of Custody . . . . .	15
Receipt Checklists . . . . .	16



# Sample Summary

Client: Conestoga-Rovers & Associates, Inc.  
Project/Site: 4212 First St., Pleasanton, CA

TestAmerica Job ID: 440-44494-1

---

Lab Sample ID	Client Sample ID	Matrix	Collected	Received
440-44494-1	SVE-5	Air	04/22/13 09:30	04/23/13 09:30
440-44494-2	SVE-5	Air	04/22/13 17:20	04/23/13 09:30

---

1

2

3

4

5

6

7

8

9

10

11

12

13

## Case Narrative

Client: Conestoga-Rovers & Associates, Inc.  
Project/Site: 4212 First St., Pleasanton, CA

TestAmerica Job ID: 440-44494-1

---

**Job ID: 440-44494-1**

---

**Laboratory: TestAmerica Irvine**

---

### Narrative

**Job Narrative**  
**440-44494-1**

### Comments

No additional comments.

### Receipt

The samples were received on 4/23/2013 9:30 AM; the samples arrived in good condition, properly preserved and, where required, on ice. The temperature of the cooler at receipt was 22.0° C.

### GC/MS VOA

No analytical or quality issues were noted.

### VOA Prep

No analytical or quality issues were noted.

1

2

3

4

5

6

7

8

9

10

11

12

13

# Client Sample Results

Client: Conestoga-Rovers & Associates, Inc.  
 Project/Site: 4212 First St., Pleasanton, CA

TestAmerica Job ID: 440-44494-1

**Client Sample ID: SVE-5**

**Lab Sample ID: 440-44494-1**

Date Collected: 04/22/13 09:30

Matrix: Air

Date Received: 04/23/13 09:30

Sample Container: Tedlar Bag 1L

**Method: 8260B/CA\_LUFTMS - Volatile Organic Compounds by GC/MS**

Analyte	Result	Qualifier	RL	MDL	Unit	D	Prepared	Analyzed	Dil Fac
<b>Volatile Fuel Hydrocarbons (C4-C12)</b>	<b>870</b>		100		mg/m3			04/24/13 14:05	1

Analyte	Result	Qualifier	RL	MDL	Unit	D	Prepared	Analyzed	Dil Fac
<b>Volatile Fuel Hydrocarbons (C4-C12)</b>	<b>210</b>		24		ppm v/v			04/24/13 14:05	1

Surrogate	%Recovery	Qualifier	Limits	Prepared	Analyzed	Dil Fac
Dibromofluoromethane (Surr)	91		80 - 120		04/24/13 14:05	1
4-Bromofluorobenzene (Surr)	106		80 - 120		04/24/13 14:05	1
Toluene-d8 (Surr)	106		80 - 120		04/24/13 14:05	1

**Method: 8260B - Volatile Organic Compounds (GC/MS)**

Analyte	Result	Qualifier	RL	MDL	Unit	D	Prepared	Analyzed	Dil Fac
Benzene	ND		2.0		mg/m3			04/24/13 14:05	1
Ethylbenzene	ND		2.0		mg/m3			04/24/13 14:05	1
Methyl-t-Butyl Ether (MTBE)	ND		2.0		mg/m3			04/24/13 14:05	1
Toluene	ND		2.0		mg/m3			04/24/13 14:05	1
Xylenes, Total	ND		6.0		mg/m3			04/24/13 14:05	1
tert-Butyl alcohol (TBA)	ND		200		mg/m3			04/24/13 14:05	1

Analyte	Result	Qualifier	RL	MDL	Unit	D	Prepared	Analyzed	Dil Fac
Benzene	ND		0.63		ppm v/v			04/24/13 14:05	1
Ethylbenzene	ND		0.46		ppm v/v			04/24/13 14:05	1
Methyl-t-Butyl Ether (MTBE)	ND		0.55		ppm v/v			04/24/13 14:05	1
Toluene	ND		0.53		ppm v/v			04/24/13 14:05	1
Xylenes, Total	ND		1.4		ppm v/v			04/24/13 14:05	1
tert-Butyl alcohol (TBA)	ND		66		ppm v/v			04/24/13 14:05	1

Surrogate	%Recovery	Qualifier	Limits	Prepared	Analyzed	Dil Fac
4-Bromofluorobenzene (Surr)	106		80 - 120		04/24/13 14:05	1
Dibromofluoromethane (Surr)	91		80 - 120		04/24/13 14:05	1
Toluene-d8 (Surr)	106		80 - 120		04/24/13 14:05	1

**Client Sample ID: SVE-5**

**Lab Sample ID: 440-44494-2**

Date Collected: 04/22/13 17:20

Matrix: Air

Date Received: 04/23/13 09:30

Sample Container: Tedlar Bag 1L

**Method: 8260B/CA\_LUFTMS - Volatile Organic Compounds by GC/MS**

Analyte	Result	Qualifier	RL	MDL	Unit	D	Prepared	Analyzed	Dil Fac
<b>Volatile Fuel Hydrocarbons (C4-C12)</b>	<b>740</b>		100		mg/m3			04/24/13 15:06	1

Analyte	Result	Qualifier	RL	MDL	Unit	D	Prepared	Analyzed	Dil Fac
<b>Volatile Fuel Hydrocarbons (C4-C12)</b>	<b>180</b>		24		ppm v/v			04/24/13 15:06	1

Surrogate	%Recovery	Qualifier	Limits	Prepared	Analyzed	Dil Fac
Dibromofluoromethane (Surr)	90		80 - 120		04/24/13 15:06	1
4-Bromofluorobenzene (Surr)	107		80 - 120		04/24/13 15:06	1
Toluene-d8 (Surr)	103		80 - 120		04/24/13 15:06	1

TestAmerica Irvine

# Client Sample Results

Client: Conestoga-Rovers & Associates, Inc.  
 Project/Site: 4212 First St., Pleasanton, CA

TestAmerica Job ID: 440-44494-1

**Client Sample ID: SVE-5**

**Lab Sample ID: 440-44494-2**

**Date Collected: 04/22/13 17:20**

**Matrix: Air**

**Date Received: 04/23/13 09:30**

**Sample Container: Tedlar Bag 1L**

**Method: 8260B - Volatile Organic Compounds (GC/MS)**

Analyte	Result	Qualifier	RL	MDL	Unit	D	Prepared	Analyzed	Dil Fac
Benzene	ND		2.0		mg/m3			04/24/13 15:06	1
<b>Ethylbenzene</b>	<b>3.5</b>		2.0		mg/m3			04/24/13 15:06	1
Methyl-t-Butyl Ether (MTBE)	ND		2.0		mg/m3			04/24/13 15:06	1
Toluene	ND		2.0		mg/m3			04/24/13 15:06	1
<b>Xylenes, Total</b>	<b>9.1</b>		6.0		mg/m3			04/24/13 15:06	1
tert-Butyl alcohol (TBA)	ND		200		mg/m3			04/24/13 15:06	1

Analyte	Result	Qualifier	RL	MDL	Unit	D	Prepared	Analyzed	Dil Fac
Benzene	ND		0.63		ppm v/v			04/24/13 15:06	1
<b>Ethylbenzene</b>	<b>0.81</b>		0.46		ppm v/v			04/24/13 15:06	1
Methyl-t-Butyl Ether (MTBE)	ND		0.55		ppm v/v			04/24/13 15:06	1
Toluene	ND		0.53		ppm v/v			04/24/13 15:06	1
<b>Xylenes, Total</b>	<b>2.1</b>		1.4		ppm v/v			04/24/13 15:06	1
tert-Butyl alcohol (TBA)	ND		66		ppm v/v			04/24/13 15:06	1

Surrogate	%Recovery	Qualifier	Limits	Prepared	Analyzed	Dil Fac
4-Bromofluorobenzene (Surr)	107		80 - 120		04/24/13 15:06	1
Dibromofluoromethane (Surr)	90		80 - 120		04/24/13 15:06	1
Toluene-d8 (Surr)	103		80 - 120		04/24/13 15:06	1

# Method Summary

Client: Conestoga-Rovers & Associates, Inc.  
Project/Site: 4212 First St., Pleasanton, CA

TestAmerica Job ID: 440-44494-1

Method	Method Description	Protocol	Laboratory
8260B	Volatile Organic Compounds (GC/MS)	SW846	TAL IRV
8260B/CA_LUFTM S	Volatile Organic Compounds by GC/MS	SW846	TAL IRV

**Protocol References:**

SW846 = "Test Methods For Evaluating Solid Waste, Physical/Chemical Methods", Third Edition, November 1986 And Its Updates.

**Laboratory References:**

TAL IRV = TestAmerica Irvine, 17461 Derian Ave, Suite 100, Irvine, CA 92614-5817, TEL (949)261-1022



# Lab Chronicle

Client: Conestoga-Rovers & Associates, Inc.  
 Project/Site: 4212 First St., Pleasanton, CA

TestAmerica Job ID: 440-44494-1

**Client Sample ID: SVE-5**

**Date Collected: 04/22/13 09:30**

**Date Received: 04/23/13 09:30**

**Lab Sample ID: 440-44494-1**

**Matrix: Air**

Prep Type	Batch Type	Batch Method	Run	Dil Factor	Initial Amount	Final Amount	Batch Number	Prepared or Analyzed	Analyst	Lab
Total/NA	Analysis	8260B		1	5 cc	10 mL	100109	04/24/13 14:05	AT	TAL IRV
Total/NA	Analysis	8260B/CA_LUFTMS		1	5 cc	10 mL	100110	04/24/13 14:05	AT	TAL IRV

**Client Sample ID: SVE-5**

**Date Collected: 04/22/13 17:20**

**Date Received: 04/23/13 09:30**

**Lab Sample ID: 440-44494-2**

**Matrix: Air**

Prep Type	Batch Type	Batch Method	Run	Dil Factor	Initial Amount	Final Amount	Batch Number	Prepared or Analyzed	Analyst	Lab
Total/NA	Analysis	8260B		1	5 cc	10 mL	100109	04/24/13 15:06	AT	TAL IRV
Total/NA	Analysis	8260B/CA_LUFTMS		1	5 cc	10 mL	100110	04/24/13 15:06	AT	TAL IRV

**Laboratory References:**

TAL IRV = TestAmerica Irvine, 17461 Derian Ave, Suite 100, Irvine, CA 92614-5817, TEL (949)261-1022

# QC Sample Results

Client: Conestoga-Rovers & Associates, Inc.  
Project/Site: 4212 First St., Pleasanton, CA

TestAmerica Job ID: 440-44494-1

## Method: 8260B - Volatile Organic Compounds (GC/MS)

**Lab Sample ID: MB 440-100109/10**

**Matrix: Air**

**Analysis Batch: 100109**

**Client Sample ID: Method Blank**

**Prep Type: Total/NA**

Analyte	MB Result	MB Qualifier	RL	MDL	Unit	D	Prepared	Analyzed	Dil Fac
Benzene	ND		2.0		mg/m3			04/24/13 12:03	1
Ethylbenzene	ND		2.0		mg/m3			04/24/13 12:03	1
Methyl-t-Butyl Ether (MTBE)	ND		2.0		mg/m3			04/24/13 12:03	1
Toluene	ND		2.0		mg/m3			04/24/13 12:03	1
Xylenes, Total	ND		6.0		mg/m3			04/24/13 12:03	1
tert-Butyl alcohol (TBA)	ND		200		mg/m3			04/24/13 12:03	1

Analyte	MB Result	MB Qualifier	RL	MDL	Unit	D	Prepared	Analyzed	Dil Fac
Benzene	ND		0.63		ppm v/v			04/24/13 12:03	1
Ethylbenzene	ND		0.46		ppm v/v			04/24/13 12:03	1
Methyl-t-Butyl Ether (MTBE)	ND		0.55		ppm v/v			04/24/13 12:03	1
Toluene	ND		0.53		ppm v/v			04/24/13 12:03	1
Xylenes, Total	ND		1.4		ppm v/v			04/24/13 12:03	1
tert-Butyl alcohol (TBA)	ND		66		ppm v/v			04/24/13 12:03	1

Surrogate	MB %Recovery	MB Qualifier	Limits	Prepared	Analyzed	Dil Fac
4-Bromofluorobenzene (Surr)	102		80 - 120		04/24/13 12:03	1
Dibromofluoromethane (Surr)	86		80 - 120		04/24/13 12:03	1
Toluene-d8 (Surr)	105		80 - 120		04/24/13 12:03	1

**Lab Sample ID: LCS 440-100109/5**

**Matrix: Air**

**Analysis Batch: 100109**

**Client Sample ID: Lab Control Sample**

**Prep Type: Total/NA**

Analyte	Spike Added	LCS Result	LCS Qualifier	Unit	D	%Rec	%Rec. Limits
Benzene	25.0	24.4		mg/m3		98	70 - 120
Ethylbenzene	25.0	25.5		mg/m3		102	75 - 125
m,p-Xylene	50.0	52.6		mg/m3		105	75 - 125
Methyl-t-Butyl Ether (MTBE)	25.0	22.7		mg/m3		91	60 - 135
o-Xylene	25.0	26.4		mg/m3		105	75 - 125
Toluene	25.0	25.7		mg/m3		103	70 - 120
tert-Butyl alcohol (TBA)	125	129		mg/m3		104	70 - 135

Analyte	Spike Added	LCS Result	LCS Qualifier	Unit	D	%Rec	%Rec. Limits
Benzene	7.8	7.65		ppm v/v		98	70 - 120
Ethylbenzene	5.8	5.88		ppm v/v		102	75 - 125
m,p-Xylene	12	12.1		ppm v/v		105	75 - 125
Methyl-t-Butyl Ether (MTBE)	6.9	6.30		ppm v/v		91	60 - 135
o-Xylene	5.8	6.07		ppm v/v		105	75 - 125
Toluene	6.6	6.82		ppm v/v		103	70 - 120
tert-Butyl alcohol (TBA)	41	42.7		ppm v/v		104	70 - 135

Surrogate	LCS %Recovery	LCS Qualifier	Limits
4-Bromofluorobenzene (Surr)	106		80 - 120
Dibromofluoromethane (Surr)	96		80 - 120
Toluene-d8 (Surr)	107		80 - 120

TestAmerica Irvine

# QC Sample Results

Client: Conestoga-Rovers & Associates, Inc.  
 Project/Site: 4212 First St., Pleasanton, CA

TestAmerica Job ID: 440-44494-1

## Method: 8260B - Volatile Organic Compounds (GC/MS) (Continued)

**Lab Sample ID: 440-44494-1 DU**

**Matrix: Air**

**Analysis Batch: 100109**

**Client Sample ID: SVE-5**

**Prep Type: Total/NA**

Analyte	Sample Result	Sample Qualifier	DU Result	DU Qualifier	Unit	D	RPD	Limit
Benzene	ND		ND		mg/m3		NC	20
Ethylbenzene	ND		ND		mg/m3		NC	20
Methyl-t-Butyl Ether (MTBE)	ND		ND		mg/m3		NC	25
Toluene	ND		ND		mg/m3		NC	20
Xylenes, Total	ND		ND		mg/m3		NC	20
tert-Butyl alcohol (TBA)	ND		ND		mg/m3		NC	20

Analyte	Sample Result	Sample Qualifier	DU Result	DU Qualifier	Unit	D	RPD	Limit
Benzene	ND		ND		ppm v/v		NC	20
Ethylbenzene	ND		ND		ppm v/v		NC	20
Methyl-t-Butyl Ether (MTBE)	ND		ND		ppm v/v		NC	25
Toluene	ND		ND		ppm v/v		NC	20
Xylenes, Total	ND		ND		ppm v/v		NC	20
tert-Butyl alcohol (TBA)	ND		ND		ppm v/v		NC	20

Surrogate	DU %Recovery	DU Qualifier	Limits
4-Bromofluorobenzene (Surr)	104		80 - 120
Dibromofluoromethane (Surr)	91		80 - 120
Toluene-d8 (Surr)	105		80 - 120

## Method: 8260B/CA\_LUFTMS - Volatile Organic Compounds by GC/MS

**Lab Sample ID: MB 440-100110/4**

**Matrix: Air**

**Analysis Batch: 100110**

**Client Sample ID: Method Blank**

**Prep Type: Total/NA**

Analyte	MB Result	MB Qualifier	RL	MDL	Unit	D	Prepared	Analyzed	Dil Fac
Volatile Fuel Hydrocarbons (C4-C12)	ND		50		mg/m3			04/24/13 10:32	1

Analyte	MB Result	MB Qualifier	RL	MDL	Unit	D	Prepared	Analyzed	Dil Fac
Volatile Fuel Hydrocarbons (C4-C12)	ND		12		ppm v/v			04/24/13 10:32	1

Surrogate	MB %Recovery	MB Qualifier	Limits	Prepared	Analyzed	Dil Fac
Dibromofluoromethane (Surr)	93		80 - 120		04/24/13 10:32	1
4-Bromofluorobenzene (Surr)	102		80 - 120		04/24/13 10:32	1
Toluene-d8 (Surr)	104		80 - 120		04/24/13 10:32	1

**Lab Sample ID: LCS 440-100110/6**

**Matrix: Air**

**Analysis Batch: 100110**

**Client Sample ID: Lab Control Sample**

**Prep Type: Total/NA**

Analyte	Spike Added	LCS Result	LCS Qualifier	Unit	D	%Rec	%Rec. Limits
Volatile Fuel Hydrocarbons (C4-C12)	500	512		mg/m3		102	55 - 130

Analyte	Spike Added	LCS Result	LCS Qualifier	Unit	D	%Rec	%Rec. Limits
Volatile Fuel Hydrocarbons (C4-C12)	120	125		ppm v/v		102	55 - 130

TestAmerica Irvine



# QC Sample Results

Client: Conestoga-Rovers & Associates, Inc.  
 Project/Site: 4212 First St., Pleasanton, CA

TestAmerica Job ID: 440-44494-1

## Method: 8260B/CA\_LUFTMS - Volatile Organic Compounds by GC/MS (Continued)

**Lab Sample ID: LCS 440-100110/6**

**Matrix: Air**

**Analysis Batch: 100110**

**Client Sample ID: Lab Control Sample**

**Prep Type: Total/NA**

<i>Surrogate</i>	<i>LCS</i>		<i>Limits</i>
	<i>%Recovery</i>	<i>Qualifier</i>	
<i>Dibromofluoromethane (Surr)</i>	93		80 - 120
<i>4-Bromofluorobenzene (Surr)</i>	106		80 - 120
<i>Toluene-d8 (Surr)</i>	109		80 - 120

**Lab Sample ID: 440-44494-1 DU**

**Matrix: Air**

**Analysis Batch: 100110**

**Client Sample ID: SVE-5**

**Prep Type: Total/NA**

<i>Analyte</i>	<i>Sample</i>	<i>Sample</i>	<i>DU</i>	<i>DU</i>	<i>Unit</i>	<i>D</i>	<i>RPD</i>	<i>Limit</i>
	<i>Result</i>	<i>Qualifier</i>	<i>Result</i>	<i>Qualifier</i>				
Volatile Fuel Hydrocarbons (C4-C12)	870		816		mg/m3		6	20

<i>Analyte</i>	<i>Sample</i>	<i>Sample</i>	<i>DU</i>	<i>DU</i>	<i>Unit</i>	<i>D</i>	<i>RPD</i>	<i>Limit</i>
	<i>Result</i>	<i>Qualifier</i>	<i>Result</i>	<i>Qualifier</i>				
Volatile Fuel Hydrocarbons (C4-C12)	210		200		ppm v/v		6	20

<i>Surrogate</i>	<i>DU</i>		<i>Limits</i>
	<i>%Recovery</i>	<i>Qualifier</i>	
<i>Dibromofluoromethane (Surr)</i>	91		80 - 120
<i>4-Bromofluorobenzene (Surr)</i>	104		80 - 120
<i>Toluene-d8 (Surr)</i>	105		80 - 120

# QC Association Summary

Client: Conestoga-Rovers & Associates, Inc.  
Project/Site: 4212 First St., Pleasanton, CA

TestAmerica Job ID: 440-44494-1

## GC/MS VOA

### Analysis Batch: 100109

Lab Sample ID	Client Sample ID	Prep Type	Matrix	Method	Prep Batch
440-44494-1	SVE-5	Total/NA	Air	8260B	
440-44494-1 DU	SVE-5	Total/NA	Air	8260B	
440-44494-2	SVE-5	Total/NA	Air	8260B	
LCS 440-100109/5	Lab Control Sample	Total/NA	Air	8260B	
MB 440-100109/10	Method Blank	Total/NA	Air	8260B	

### Analysis Batch: 100110

Lab Sample ID	Client Sample ID	Prep Type	Matrix	Method	Prep Batch
440-44494-1	SVE-5	Total/NA	Air	8260B/CA_LUFT MS	
440-44494-1 DU	SVE-5	Total/NA	Air	8260B/CA_LUFT MS	
440-44494-2	SVE-5	Total/NA	Air	8260B/CA_LUFT MS	
LCS 440-100110/6	Lab Control Sample	Total/NA	Air	8260B/CA_LUFT MS	
MB 440-100110/4	Method Blank	Total/NA	Air	8260B/CA_LUFT MS	



## Definitions/Glossary

Client: Conestoga-Rovers & Associates, Inc.  
Project/Site: 4212 First St., Pleasanton, CA

TestAmerica Job ID: 440-44494-1

### Glossary

Abbreviation	These commonly used abbreviations may or may not be present in this report.
▫	Listed under the "D" column to designate that the result is reported on a dry weight basis
%R	Percent Recovery
CNF	Contains no Free Liquid
DER	Duplicate error ratio (normalized absolute difference)
DL, RA, RE, IN	Indicates a Dilution, Re-analysis, Re-extraction, or additional Initial metals/anion analysis of the sample
DLC	Decision level concentration
MDA	Minimum detectable activity
EDL	Estimated Detection Limit
MDC	Minimum detectable concentration
MDL	Method Detection Limit
ML	Minimum Level (Dioxin)
ND	Not detected at the reporting limit (or MDL or EDL if shown)
PQL	Practical Quantitation Limit
QC	Quality Control
RER	Relative error ratio
RL	Reporting Limit or Requested Limit (Radiochemistry)
RPD	Relative Percent Difference, a measure of the relative difference between two points
TEF	Toxicity Equivalent Factor (Dioxin)
TEQ	Toxicity Equivalent Quotient (Dioxin)

# Certification Summary

Client: Conestoga-Rovers & Associates, Inc.  
Project/Site: 4212 First St., Pleasanton, CA

TestAmerica Job ID: 440-44494-1

## Laboratory: TestAmerica Irvine

All certifications held by this laboratory are listed. Not all certifications are applicable to this report.

Authority	Program	EPA Region	Certification ID	Expiration Date
Alaska	State Program	10	CA01531	06-30-13
Arizona	State Program	9	AZ0671	10-13-13
California	LA Cty Sanitation Districts	9	10256	01-31-14
California	NELAP	9	1108CA	01-31-14
California	State Program	9	2706	06-30-14
Guam	State Program	9	Cert. No. 12.002r	03-28-13 *
Hawaii	State Program	9	N/A	01-31-14
Nevada	State Program	9	CA015312007A	07-31-13
Northern Mariana Islands	State Program	9	MP0002	01-31-14
Oregon	NELAP	10	4005	09-12-13
USDA	Federal		P330-09-00080	06-06-14
USEPA UCMR	Federal	1	CA01531	01-31-15

\* Expired certification is currently pending renewal and is considered valid.

TestAmerica Irvine

LAB (LOCATION)

- CALSCIENCE (\_\_\_\_\_)
- SPL (\_\_\_\_\_)
- XENCO (\_\_\_\_\_)
- TEST AMERICA (\_\_\_\_\_)
- OTHER (\_\_\_\_\_)



# Shell Oil Products Chain Of Custody Record

**Please Check Appropriate Box:**

<input type="checkbox"/> ENV. SERVICES	<input type="checkbox"/> MOTIVA RETAIL	<input type="checkbox"/> SHELL RETAIL
<input type="checkbox"/> MOTIVA SD&CM	<input checked="" type="checkbox"/> CONSULTANT	<input type="checkbox"/> LUBES
<input type="checkbox"/> SHELL PIPELINE	<input type="checkbox"/> OTHER _____	

**Print Bill To Contact Name:**  
Peter Schaefer 240523

**PO #**  
2 4 0 5 2 3

**INCIDENT # (ENV. SERVICES):**  
9 8 9 9 5 8 4 0

**SAP #**  
1 3 5 7 8 2

CHECK IF NO INCIDENT # APPLIES

**DATE:** 4-22-2013

**PAGE:** 1 of 1

**SAMPLING COMPANY:**  
Conestoga-Rovers & Associates

**LOG CODE:**  
CRAW

**ADDRESS:**  
5900 Hollis St, Suite A, Emeryville, CA 94608

**PROJECT CONTACT (Hardcopy or PDF Report to):**  
Peter Schaefer

**TELEPHONE:** 510-420-3319    **FAX:** 510-420-9170    **E-MAIL:** pschaefer@croworld.com; iradon@croworld.com

**SITE ADDRESS: Street and City:**  
4212 First Street, Pleasanton

**State:** CA    **GLOBAL ID NO.:** RO0000360

**EDP DELIVERABLE TO (Name, Company, Office Location):** Brenda Carter, CRA, Emeryville    **PHONE NO.:** 510-420-0700    **E-MAIL:** emeryvilleedf@croworld.com    **CONSULTANT PROJECT NO.:** 240523-2013-05

**SAMPLER NAME(S) (Print):** Timothy Dias

**TURNAROUND TIME (CALENDAR DAYS):**  
 STANDARD (14 DAY)     5 DAYS     3 DAYS     2 DAYS     24 HOURS     RESULTS NEEDED ON WEEKEND

LA - RWQCB REPORT FORMAT     UST AGENCY:

**REQUESTED ANALYSIS**

**SPECIAL INSTRUCTIONS OR NOTES:**  
Copy of final report to Shell.Lab.Billing@croworld.com; iradon@croworld.com; mlundberg@croworld.com; pschaefer@croworld.com

SHELL CONTRACT RATE APPLIES  
 STATE REIMBURSEMENT RATE APPLIES  
 EDD NOT NEEDED  
 RECEIPT VERIFICATION REQUESTED

LAB USE ONLY	Field Sample Identification	SAMPLING		MATRIX	PRESERVATIVE					NO. OF CONT.	TPH - GRO, Purgable (8260B) BTEX + MTBE + TBA (8260B) CH4 by SCAQMD 26.3 (H)
		DATE	TIME		HCL	HNO3	H2SO4	NONE	OTHER		
	SVE-5	4/22	9:30	VAPOR				X		1	X X
	SVE-5	4/22	17:20	↓				X		1	X X

**TEMPERATURE ON RECEIPT**  
C  
22.0

**Container PID Readings or Laboratory Notes**

**TEDLAR BAGS**  
" "

Relinquished by: (Signature) <i>Timothy Dias</i> 4/22	Received by: (Signature) <i>Heedalt Taylor</i>	Date: 4-22-13	Time: 17:15
Relinquished by: (Signature) <i>Heedalt Taylor</i> 4-22-13 19:20	Received by: (Signature) <i>Van B...</i>	Date: 4/23/13	Time: 9:30
Relinquished by: (Signature)	Received by: (Signature)	Date:	Time:

4/26/2013



## Login Sample Receipt Checklist

Client: Conestoga-Rovers & Associates, Inc.

Job Number: 440-44494-1

**Login Number: 44494**

**List Number: 1**

**Creator: Perez, Angel**

**List Source: TestAmerica Irvine**

Question	Answer	Comment
Radioactivity wasn't checked or is <math>\leq</math> background as measured by a survey meter.	N/A	
The cooler's custody seal, if present, is intact.	N/A	
Sample custody seals, if present, are intact.	N/A	
The cooler or samples do not appear to have been compromised or tampered with.	N/A	
Samples were received on ice.	N/A	
Cooler Temperature is acceptable.	True	
Cooler Temperature is recorded.	True	
COC is present.	True	
COC is filled out in ink and legible.	True	
COC is filled out with all pertinent information.	True	
Is the Field Sampler's name present on COC?	True	Timothy Dias
There are no discrepancies between the containers received and the COC.	True	
Samples are received within Holding Time.	True	
Sample containers have legible labels.	True	
Containers are not broken or leaking.	True	
Sample collection date/times are provided.	True	
Appropriate sample containers are used.	True	
Sample bottles are completely filled.	True	
Sample Preservation Verified.	N/A	
There is sufficient vol. for all requested analyses, incl. any requested MS/MSDs	True	
Containers requiring zero headspace have no headspace or bubble is <math><6\text{mm}</math> (1/4").	N/A	
Multiphasic samples are not present.	N/A	
Samples do not require splitting or compositing.	N/A	
Residual Chlorine Checked.	N/A	

# TestAmerica

THE LEADER IN ENVIRONMENTAL TESTING

## ANALYTICAL REPORT

TestAmerica Laboratories, Inc.

TestAmerica Irvine

17461 Derian Ave

Suite 100

Irvine, CA 92614-5817

Tel: (949)261-1022

TestAmerica Job ID: 440-44566-1

Client Project/Site: 4212 First St., Pleasanton, CA

For:

Conestoga-Rovers & Associates, Inc.

5900 Hollis Street

Suite A

Emeryville, California 94608

Attn: Peter Schaefer



Authorized for release by:

4/30/2013 9:40:21 AM

Philip Sanelle

Project Manager I

[philip.sanelle@testamericainc.com](mailto:philip.sanelle@testamericainc.com)

### LINKS

Review your project  
results through

**TotalAccess**

Have a Question?



Visit us at:

[www.testamericainc.com](http://www.testamericainc.com)

*The test results in this report meet all 2003 NELAC and 2009 TNI requirements for accredited parameters, exceptions are noted in this report. This report may not be reproduced except in full, and with written approval from the laboratory. For questions please contact the Project Manager at the e-mail address or telephone number listed on this page.*

*This report has been electronically signed and authorized by the signatory. Electronic signature is intended to be the legally binding equivalent of a traditionally handwritten signature.*

*Results relate only to the items tested and the sample(s) as received by the laboratory.*

1

2

3

4

5

6

7

8

9

10

11

12

13



# Table of Contents

Cover Page . . . . .	1
Table of Contents . . . . .	2
Sample Summary . . . . .	3
Case Narrative . . . . .	4
Client Sample Results . . . . .	5
Method Summary . . . . .	7
Chronicle . . . . .	8
QC Sample Results . . . . .	9
QC Association . . . . .	12
Definitions . . . . .	13
Certification Summary . . . . .	14
Chain of Custody . . . . .	15
Receipt Checklists . . . . .	16



# Sample Summary

Client: Conestoga-Rovers & Associates, Inc.  
Project/Site: 4212 First St., Pleasanton, CA

TestAmerica Job ID: 440-44566-1

---

Lab Sample ID	Client Sample ID	Matrix	Collected	Received
440-44566-1	SVE-5	Air	04/23/13 09:45	04/24/13 10:00
440-44566-2	SVE-5	Air	04/23/13 16:45	04/24/13 10:00

---

1

2

3

4

5

6

7

8

9

10

11

12

13

# Case Narrative

Client: Conestoga-Rovers & Associates, Inc.  
Project/Site: 4212 First St., Pleasanton, CA

TestAmerica Job ID: 440-44566-1

---

**Job ID: 440-44566-1**

---

**Laboratory: TestAmerica Irvine**

---

**Narrative**

**Job Narrative**  
**440-44566-1**

**Comments**

No additional comments.

**Receipt**

The samples were received on 4/24/2013 10:00 AM; the samples arrived in good condition, properly preserved and, where required, on ice. The temperature of the cooler at receipt was 22.0° C.

**GC/MS VOA**

No analytical or quality issues were noted.

**VOA Prep**

No analytical or quality issues were noted.

- 1
- 2
- 3
- 4
- 5
- 6
- 7
- 8
- 9
- 10
- 11
- 12
- 13

# Client Sample Results

Client: Conestoga-Rovers & Associates, Inc.  
 Project/Site: 4212 First St., Pleasanton, CA

TestAmerica Job ID: 440-44566-1

**Client Sample ID: SVE-5**

**Lab Sample ID: 440-44566-1**

Date Collected: 04/23/13 09:45

Matrix: Air

Date Received: 04/24/13 10:00

Sample Container: Air Sample Bag - 1 L

**Method: 8260B/CA\_LUFTMS - Volatile Organic Compounds by GC/MS**

Analyte	Result	Qualifier	RL	MDL	Unit	D	Prepared	Analyzed	Dil Fac
<b>Volatile Fuel Hydrocarbons (C4-C12)</b>	<b>1200</b>		100		mg/m3			04/25/13 11:16	1

Analyte	Result	Qualifier	RL	MDL	Unit	D	Prepared	Analyzed	Dil Fac
<b>Volatile Fuel Hydrocarbons (C4-C12)</b>	<b>300</b>		24		ppm v/v			04/25/13 11:16	1

Surrogate	%Recovery	Qualifier	Limits	Prepared	Analyzed	Dil Fac
Dibromofluoromethane (Surr)	82		80 - 120		04/25/13 11:16	1
4-Bromofluorobenzene (Surr)	101		80 - 120		04/25/13 11:16	1
Toluene-d8 (Surr)	104		80 - 120		04/25/13 11:16	1

**Method: 8260B - Volatile Organic Compounds (GC/MS)**

Analyte	Result	Qualifier	RL	MDL	Unit	D	Prepared	Analyzed	Dil Fac
Benzene	ND		2.0		mg/m3			04/25/13 11:16	1
<b>Ethylbenzene</b>	<b>3.5</b>		2.0		mg/m3			04/25/13 11:16	1
Methyl-t-Butyl Ether (MTBE)	ND		2.0		mg/m3			04/25/13 11:16	1
Toluene	ND		2.0		mg/m3			04/25/13 11:16	1
<b>Xylenes, Total</b>	<b>10</b>		6.0		mg/m3			04/25/13 11:16	1
tert-Butyl alcohol (TBA)	ND		200		mg/m3			04/25/13 11:16	1

Analyte	Result	Qualifier	RL	MDL	Unit	D	Prepared	Analyzed	Dil Fac
Benzene	ND		0.63		ppm v/v			04/25/13 11:16	1
<b>Ethylbenzene</b>	<b>0.81</b>		0.46		ppm v/v			04/25/13 11:16	1
Methyl-t-Butyl Ether (MTBE)	ND		0.55		ppm v/v			04/25/13 11:16	1
Toluene	ND		0.53		ppm v/v			04/25/13 11:16	1
<b>Xylenes, Total</b>	<b>2.3</b>		1.4		ppm v/v			04/25/13 11:16	1
tert-Butyl alcohol (TBA)	ND		66		ppm v/v			04/25/13 11:16	1

Surrogate	%Recovery	Qualifier	Limits	Prepared	Analyzed	Dil Fac
4-Bromofluorobenzene (Surr)	101		80 - 120		04/25/13 11:16	1
Dibromofluoromethane (Surr)	82		80 - 120		04/25/13 11:16	1
Toluene-d8 (Surr)	104		80 - 120		04/25/13 11:16	1

**Client Sample ID: SVE-5**

**Lab Sample ID: 440-44566-2**

Date Collected: 04/23/13 16:45

Matrix: Air

Date Received: 04/24/13 10:00

Sample Container: Air Sample Bag - 1 L

**Method: 8260B/CA\_LUFTMS - Volatile Organic Compounds by GC/MS**

Analyte	Result	Qualifier	RL	MDL	Unit	D	Prepared	Analyzed	Dil Fac
<b>Volatile Fuel Hydrocarbons (C4-C12)</b>	<b>1000</b>		100		mg/m3			04/25/13 12:22	1

Analyte	Result	Qualifier	RL	MDL	Unit	D	Prepared	Analyzed	Dil Fac
<b>Volatile Fuel Hydrocarbons (C4-C12)</b>	<b>250</b>		24		ppm v/v			04/25/13 12:22	1

Surrogate	%Recovery	Qualifier	Limits	Prepared	Analyzed	Dil Fac
Dibromofluoromethane (Surr)	82		80 - 120		04/25/13 12:22	1
4-Bromofluorobenzene (Surr)	102		80 - 120		04/25/13 12:22	1
Toluene-d8 (Surr)	104		80 - 120		04/25/13 12:22	1

TestAmerica Irvine

# Client Sample Results

Client: Conestoga-Rovers & Associates, Inc.  
 Project/Site: 4212 First St., Pleasanton, CA

TestAmerica Job ID: 440-44566-1

**Client Sample ID: SVE-5**

**Lab Sample ID: 440-44566-2**

**Date Collected: 04/23/13 16:45**

**Matrix: Air**

**Date Received: 04/24/13 10:00**

**Sample Container: Air Sample Bag - 1 L**

**Method: 8260B - Volatile Organic Compounds (GC/MS)**

Analyte	Result	Qualifier	RL	MDL	Unit	D	Prepared	Analyzed	Dil Fac
Benzene	ND		2.0		mg/m3			04/25/13 12:22	1
<b>Ethylbenzene</b>	<b>3.9</b>		2.0		mg/m3			04/25/13 12:22	1
Methyl-t-Butyl Ether (MTBE)	ND		2.0		mg/m3			04/25/13 12:22	1
Toluene	ND		2.0		mg/m3			04/25/13 12:22	1
<b>Xylenes, Total</b>	<b>14</b>		6.0		mg/m3			04/25/13 12:22	1
tert-Butyl alcohol (TBA)	ND		200		mg/m3			04/25/13 12:22	1

Analyte	Result	Qualifier	RL	MDL	Unit	D	Prepared	Analyzed	Dil Fac
Benzene	ND		0.63		ppm v/v			04/25/13 12:22	1
<b>Ethylbenzene</b>	<b>0.90</b>		0.46		ppm v/v			04/25/13 12:22	1
Methyl-t-Butyl Ether (MTBE)	ND		0.55		ppm v/v			04/25/13 12:22	1
Toluene	ND		0.53		ppm v/v			04/25/13 12:22	1
<b>Xylenes, Total</b>	<b>3.2</b>		1.4		ppm v/v			04/25/13 12:22	1
tert-Butyl alcohol (TBA)	ND		66		ppm v/v			04/25/13 12:22	1

Surrogate	%Recovery	Qualifier	Limits	Prepared	Analyzed	Dil Fac
4-Bromofluorobenzene (Surr)	102		80 - 120		04/25/13 12:22	1
Dibromofluoromethane (Surr)	82		80 - 120		04/25/13 12:22	1
Toluene-d8 (Surr)	104		80 - 120		04/25/13 12:22	1

# Method Summary

Client: Conestoga-Rovers & Associates, Inc.  
Project/Site: 4212 First St., Pleasanton, CA

TestAmerica Job ID: 440-44566-1

Method	Method Description	Protocol	Laboratory
8260B	Volatile Organic Compounds (GC/MS)	SW846	TAL IRV
8260B/CA_LUFTM S	Volatile Organic Compounds by GC/MS	SW846	TAL IRV

**Protocol References:**

SW846 = "Test Methods For Evaluating Solid Waste, Physical/Chemical Methods", Third Edition, November 1986 And Its Updates.

**Laboratory References:**

TAL IRV = TestAmerica Irvine, 17461 Derian Ave, Suite 100, Irvine, CA 92614-5817, TEL (949)261-1022



# Lab Chronicle

Client: Conestoga-Rovers & Associates, Inc.  
 Project/Site: 4212 First St., Pleasanton, CA

TestAmerica Job ID: 440-44566-1

**Client Sample ID: SVE-5**

**Lab Sample ID: 440-44566-1**

**Date Collected: 04/23/13 09:45**

**Matrix: Air**

**Date Received: 04/24/13 10:00**

Prep Type	Batch Type	Batch Method	Run	Dil Factor	Initial Amount	Final Amount	Batch Number	Prepared or Analyzed	Analyst	Lab
Total/NA	Analysis	8260B		1	5 cc	10 mL	100393	04/25/13 11:16	SS	TAL IRV
Total/NA	Analysis	8260B/CA_LUFTMS		1	5 cc	10 mL	100394	04/25/13 11:16	SS	TAL IRV

**Client Sample ID: SVE-5**

**Lab Sample ID: 440-44566-2**

**Date Collected: 04/23/13 16:45**

**Matrix: Air**

**Date Received: 04/24/13 10:00**

Prep Type	Batch Type	Batch Method	Run	Dil Factor	Initial Amount	Final Amount	Batch Number	Prepared or Analyzed	Analyst	Lab
Total/NA	Analysis	8260B		1	5 cc	10 mL	100393	04/25/13 12:22	SS	TAL IRV
Total/NA	Analysis	8260B/CA_LUFTMS		1	5 cc	10 mL	100394	04/25/13 12:22	SS	TAL IRV

**Laboratory References:**

TAL IRV = TestAmerica Irvine, 17461 Derian Ave, Suite 100, Irvine, CA 92614-5817, TEL (949)261-1022

# QC Sample Results

Client: Conestoga-Rovers & Associates, Inc.  
Project/Site: 4212 First St., Pleasanton, CA

TestAmerica Job ID: 440-44566-1

## Method: 8260B - Volatile Organic Compounds (GC/MS)

**Lab Sample ID: MB 440-100393/7**

**Matrix: Air**

**Analysis Batch: 100393**

**Client Sample ID: Method Blank**

**Prep Type: Total/NA**

Analyte	MB Result	MB Qualifier	RL	MDL	Unit	D	Prepared	Analyzed	Dil Fac
Benzene	ND		2.0		mg/m3			04/25/13 10:45	1
Ethylbenzene	ND		2.0		mg/m3			04/25/13 10:45	1
Methyl-t-Butyl Ether (MTBE)	ND		2.0		mg/m3			04/25/13 10:45	1
Toluene	ND		2.0		mg/m3			04/25/13 10:45	1
Xylenes, Total	ND		6.0		mg/m3			04/25/13 10:45	1
tert-Butyl alcohol (TBA)	ND		200		mg/m3			04/25/13 10:45	1

Analyte	MB Result	MB Qualifier	RL	MDL	Unit	D	Prepared	Analyzed	Dil Fac
Benzene	ND		0.63		ppm v/v			04/25/13 10:45	1
Ethylbenzene	ND		0.46		ppm v/v			04/25/13 10:45	1
Methyl-t-Butyl Ether (MTBE)	ND		0.55		ppm v/v			04/25/13 10:45	1
Toluene	ND		0.53		ppm v/v			04/25/13 10:45	1
Xylenes, Total	ND		1.4		ppm v/v			04/25/13 10:45	1
tert-Butyl alcohol (TBA)	ND		66		ppm v/v			04/25/13 10:45	1

Surrogate	MB %Recovery	MB Qualifier	Limits	Prepared	Analyzed	Dil Fac
4-Bromofluorobenzene (Surr)	98		80 - 120		04/25/13 10:45	1
Dibromofluoromethane (Surr)	82		80 - 120		04/25/13 10:45	1
Toluene-d8 (Surr)	104		80 - 120		04/25/13 10:45	1

**Lab Sample ID: LCS 440-100393/5**

**Matrix: Air**

**Analysis Batch: 100393**

**Client Sample ID: Lab Control Sample**

**Prep Type: Total/NA**

Analyte	Spike Added	LCS Result	LCS Qualifier	Unit	D	%Rec	%Rec. Limits
Benzene	25.0	24.7		mg/m3		99	70 - 120
Ethylbenzene	25.0	25.2		mg/m3		101	75 - 125
m,p-Xylene	50.0	51.8		mg/m3		104	75 - 125
Methyl-t-Butyl Ether (MTBE)	25.0	22.1		mg/m3		88	60 - 135
o-Xylene	25.0	25.6		mg/m3		102	75 - 125
Toluene	25.0	26.0		mg/m3		104	70 - 120
tert-Butyl alcohol (TBA)	125	127		mg/m3		101	70 - 135

Analyte	Spike Added	LCS Result	LCS Qualifier	Unit	D	%Rec	%Rec. Limits
Benzene	7.8	7.73		ppm v/v		99	70 - 120
Ethylbenzene	5.8	5.81		ppm v/v		101	75 - 125
m,p-Xylene	12	11.9		ppm v/v		104	75 - 125
Methyl-t-Butyl Ether (MTBE)	6.9	6.13		ppm v/v		88	60 - 135
o-Xylene	5.8	5.89		ppm v/v		102	75 - 125
Toluene	6.6	6.90		ppm v/v		104	70 - 120
tert-Butyl alcohol (TBA)	41	41.8		ppm v/v		101	70 - 135

Surrogate	LCS %Recovery	LCS Qualifier	Limits
4-Bromofluorobenzene (Surr)	99		80 - 120
Dibromofluoromethane (Surr)	91		80 - 120
Toluene-d8 (Surr)	106		80 - 120

TestAmerica Irvine

# QC Sample Results

Client: Conestoga-Rovers & Associates, Inc.  
Project/Site: 4212 First St., Pleasanton, CA

TestAmerica Job ID: 440-44566-1

## Method: 8260B - Volatile Organic Compounds (GC/MS) (Continued)

**Lab Sample ID: 440-44566-1 DU**

**Matrix: Air**

**Analysis Batch: 100393**

**Client Sample ID: SVE-5**

**Prep Type: Total/NA**

Analyte	Sample Result	Sample Qualifier	DU Result	DU Qualifier	Unit	D	RPD	Limit
Benzene	ND		ND		mg/m3		NC	20
Ethylbenzene	3.5		3.10		mg/m3		12	20
Methyl-t-Butyl Ether (MTBE)	ND		ND		mg/m3		NC	25
Toluene	ND		ND		mg/m3		NC	20
Xylenes, Total	10		9.51		mg/m3		16	20
tert-Butyl alcohol (TBA)	ND		ND		mg/m3		NC	20

Analyte	Sample Result	Sample Qualifier	DU Result	DU Qualifier	Unit	D	RPD	Limit
Benzene	ND		ND		ppm v/v		NC	20
Ethylbenzene	0.81		0.714		ppm v/v		12	20
Methyl-t-Butyl Ether (MTBE)	ND		ND		ppm v/v		NC	25
Toluene	ND		ND		ppm v/v		NC	20
Xylenes, Total	2.3		2.19		ppm v/v		16	20
tert-Butyl alcohol (TBA)	ND		ND		ppm v/v		NC	20

Surrogate	%Recovery	DU Qualifier	Limits
4-Bromofluorobenzene (Surr)	101		80 - 120
Dibromofluoromethane (Surr)	82		80 - 120
Toluene-d8 (Surr)	103		80 - 120

## Method: 8260B/CA\_LUFTMS - Volatile Organic Compounds by GC/MS

**Lab Sample ID: MB 440-100394/7**

**Matrix: Air**

**Analysis Batch: 100394**

**Client Sample ID: Method Blank**

**Prep Type: Total/NA**

Analyte	MB Result	MB Qualifier	RL	MDL	Unit	D	Prepared	Analyzed	Dil Fac
Volatile Fuel Hydrocarbons (C4-C12)	ND		100		mg/m3			04/25/13 10:45	1

Analyte	MB Result	MB Qualifier	RL	MDL	Unit	D	Prepared	Analyzed	Dil Fac
Volatile Fuel Hydrocarbons (C4-C12)	ND		24		ppm v/v			04/25/13 10:45	1

Surrogate	%Recovery	MB Qualifier	Limits	Prepared	Analyzed	Dil Fac
Dibromofluoromethane (Surr)	82		80 - 120		04/25/13 10:45	1
4-Bromofluorobenzene (Surr)	98		80 - 120		04/25/13 10:45	1
Toluene-d8 (Surr)	104		80 - 120		04/25/13 10:45	1

**Lab Sample ID: LCS 440-100394/6**

**Matrix: Air**

**Analysis Batch: 100394**

**Client Sample ID: Lab Control Sample**

**Prep Type: Total/NA**

Analyte	Spike Added	LCS Result	LCS Qualifier	Unit	D	%Rec	%Rec. Limits
Volatile Fuel Hydrocarbons (C4-C12)	500	486		mg/m3		97	55 - 130

Analyte	Spike Added	LCS Result	LCS Qualifier	Unit	D	%Rec	%Rec. Limits
Volatile Fuel Hydrocarbons (C4-C12)	120	119		ppm v/v		97	55 - 130

TestAmerica Irvine



# QC Sample Results

Client: Conestoga-Rovers & Associates, Inc.  
 Project/Site: 4212 First St., Pleasanton, CA

TestAmerica Job ID: 440-44566-1

## Method: 8260B/CA\_LUFTMS - Volatile Organic Compounds by GC/MS (Continued)

**Lab Sample ID: LCS 440-100394/6**

**Matrix: Air**

**Analysis Batch: 100394**

**Client Sample ID: Lab Control Sample**

**Prep Type: Total/NA**

<i>Surrogate</i>	<i>LCS</i>		<i>Limits</i>
	<i>%Recovery</i>	<i>Qualifier</i>	
<i>Dibromofluoromethane (Surr)</i>	85		80 - 120
<i>4-Bromofluorobenzene (Surr)</i>	104		80 - 120
<i>Toluene-d8 (Surr)</i>	104		80 - 120

**Lab Sample ID: 440-44566-1 DU**

**Matrix: Air**

**Analysis Batch: 100394**

**Client Sample ID: SVE-5**

**Prep Type: Total/NA**

<i>Analyte</i>	<i>Sample</i>	<i>Sample</i>	<i>DU</i>	<i>DU</i>	<i>Unit</i>	<i>D</i>	<i>RPD</i>	<i>Limit</i>
	<i>Result</i>	<i>Qualifier</i>	<i>Result</i>	<i>Qualifier</i>				
Volatile Fuel Hydrocarbons (C4-C12)	1200		1240		mg/m3		1	20

<i>Analyte</i>	<i>Sample</i>	<i>Sample</i>	<i>DU</i>	<i>DU</i>	<i>Unit</i>	<i>D</i>	<i>RPD</i>	<i>Limit</i>
	<i>Result</i>	<i>Qualifier</i>	<i>Result</i>	<i>Qualifier</i>				
Volatile Fuel Hydrocarbons (C4-C12)	300		304		ppm v/v		1	20

<i>Surrogate</i>	<i>DU</i>		<i>Limits</i>
	<i>%Recovery</i>	<i>Qualifier</i>	
<i>Dibromofluoromethane (Surr)</i>	82		80 - 120
<i>4-Bromofluorobenzene (Surr)</i>	101		80 - 120
<i>Toluene-d8 (Surr)</i>	103		80 - 120

# QC Association Summary

Client: Conestoga-Rovers & Associates, Inc.  
Project/Site: 4212 First St., Pleasanton, CA

TestAmerica Job ID: 440-44566-1

## GC/MS VOA

### Analysis Batch: 100393

Lab Sample ID	Client Sample ID	Prep Type	Matrix	Method	Prep Batch
440-44566-1	SVE-5	Total/NA	Air	8260B	
440-44566-1 DU	SVE-5	Total/NA	Air	8260B	
440-44566-2	SVE-5	Total/NA	Air	8260B	
LCS 440-100393/5	Lab Control Sample	Total/NA	Air	8260B	
MB 440-100393/7	Method Blank	Total/NA	Air	8260B	

### Analysis Batch: 100394

Lab Sample ID	Client Sample ID	Prep Type	Matrix	Method	Prep Batch
440-44566-1	SVE-5	Total/NA	Air	8260B/CA_LUFT MS	
440-44566-1 DU	SVE-5	Total/NA	Air	8260B/CA_LUFT MS	
440-44566-2	SVE-5	Total/NA	Air	8260B/CA_LUFT MS	
LCS 440-100394/6	Lab Control Sample	Total/NA	Air	8260B/CA_LUFT MS	
MB 440-100394/7	Method Blank	Total/NA	Air	8260B/CA_LUFT MS	

## Definitions/Glossary

Client: Conestoga-Rovers & Associates, Inc.  
Project/Site: 4212 First St., Pleasanton, CA

TestAmerica Job ID: 440-44566-1

### Glossary

Abbreviation	These commonly used abbreviations may or may not be present in this report.
▫	Listed under the "D" column to designate that the result is reported on a dry weight basis
%R	Percent Recovery
CNF	Contains no Free Liquid
DER	Duplicate error ratio (normalized absolute difference)
DL, RA, RE, IN	Indicates a Dilution, Re-analysis, Re-extraction, or additional Initial metals/anion analysis of the sample
DLC	Decision level concentration
MDA	Minimum detectable activity
EDL	Estimated Detection Limit
MDC	Minimum detectable concentration
MDL	Method Detection Limit
ML	Minimum Level (Dioxin)
ND	Not detected at the reporting limit (or MDL or EDL if shown)
PQL	Practical Quantitation Limit
QC	Quality Control
RER	Relative error ratio
RL	Reporting Limit or Requested Limit (Radiochemistry)
RPD	Relative Percent Difference, a measure of the relative difference between two points
TEF	Toxicity Equivalent Factor (Dioxin)
TEQ	Toxicity Equivalent Quotient (Dioxin)

# Certification Summary

Client: Conestoga-Rovers & Associates, Inc.  
Project/Site: 4212 First St., Pleasanton, CA

TestAmerica Job ID: 440-44566-1

## Laboratory: TestAmerica Irvine

All certifications held by this laboratory are listed. Not all certifications are applicable to this report.

Authority	Program	EPA Region	Certification ID	Expiration Date
Alaska	State Program	10	CA01531	06-30-13
Arizona	State Program	9	AZ0671	10-13-13
California	LA Cty Sanitation Districts	9	10256	01-31-14
California	NELAP	9	1108CA	01-31-14
California	State Program	9	2706	06-30-14
Guam	State Program	9	Cert. No. 12.002r	03-28-13 *
Hawaii	State Program	9	N/A	01-31-14
Nevada	State Program	9	CA015312007A	07-31-13
Northern Mariana Islands	State Program	9	MP0002	01-31-14
Oregon	NELAP	10	4005	09-12-13
USDA	Federal		P330-09-00080	06-06-14
USEPA UCMR	Federal	1	CA01531	01-31-15

\* Expired certification is currently pending renewal and is considered valid.

TestAmerica Irvine

LAB (LOCATION)

- CALSCIENCE (\_\_\_\_\_)
- SPL (\_\_\_\_\_)
- XENCO (\_\_\_\_\_)
- TEST AMERICA (\_\_\_\_\_)
- OTHER (\_\_\_\_\_)



Shell Oil Products Chain Of Custody Record **440-44566**

**Please Check Appropriate Box:**

<input type="checkbox"/> ENV. SERVICES	<input type="checkbox"/> MOTIVA RETAIL	<input type="checkbox"/> SHELL RETAIL
<input type="checkbox"/> MOTIVA SD&CM	<input checked="" type="checkbox"/> CONSULTANT	<input type="checkbox"/> LUBES
<input type="checkbox"/> SHELL PIPELINE	<input type="checkbox"/> OTHER _____	

**Print Bill To Contact Name:** Peter Schaefer 240523

**INCIDENT # (ENV.SERVICES):** 9 8 9 9 5 8 4 0

**DATE:** 4-23-13

**PO #:** 2 4 0 5 2 3

**SAP #:** 1 3 5 7 8 2

**CHECK IF NO INCIDENT # APPLIES:**

**PAGE:** 1 of 1

**SAMPLING COMPANY:** Conestoga-Rovers & Associates

**LOG CODE:** CRAW

**ADDRESS:** 5900 Hollis St, Suite A, Emeryville, CA 94608

**PROJECT CONTACT (Heresay or PDF Report 10):** Peter Schaefer

**TELEPHONE:** 510-420-3319

**FAX:** 510-420-9170

**E-MAIL:** pschaefer@croworld.com; jradon@croworld.com

**SITE ADDRESS: Street and City:** 4212 First Street, Pleasanton

**State:** CA

**GLOBAL ID NO.:** RO0000360

**EDF DELIVERABLE TO (Name, Company, Office Location):** Brenda Carter, CRA, Emeryville

**PHONE NO.:** 510-420-0700

**E-MAIL:** emeryvilleedf@croworld.com

**CONSULTANT PROJECT NO.:** 240523-2013-05

**DAMPLER NAME(S) (PRINT):** Timothy Dias

**TURNAROUND TIME (CALENDAR DAYS):**

STANDARD (1-4 DAY)  5 DAYS  3 DAYS  2 DAYS  24 HOURS

RESULTS NEEDED ON WEEKEND

LA - RWQCB REPORT FORMAT  UST AGENCY:

**REQUESTED ANALYSIS**

**SPECIAL INSTRUCTIONS OR NOTES :**

Copy of final report to Shell.Lab.Billing@croworld.com; jradon@croworld.com; mlundberg@croworld.com; pschaefer@croworld.com

SHELL CONTRACT RATE APPLIES

STATE REIMBURSEMENT RATE APPLIES

EDD NOT NEEDED

RECEIPT VERIFICATION REQUESTED

LAB USE ONLY	Field Sample Identification	SAMPLING		MATRIX	PRESERVATIVE					NO. OF CONT.	TPH -GRO, Purgeable (8260B)	BTEX + MTBE + TBA (8280B)	CH4 by SCAQMD 25.3 (H)	TEMPERATURE ON RECEIPT °C	Container PID Readings or Laboratory Notes
		DATE	TIME		HCL	HNO3	H2SO4	NONE	OTHER						
	SVE-5	4/23	9:45	VAPOR				X		1	X	X		22.0	
	SVE-5	4/23	16:45	↓				X		1	X	X			
	<b>TJD</b>														

Relinquished by: (Signature) <i>Timothy Dias</i> 4/23	Received by: (Signature) <i>Donald Taylor</i>	Date: 4-23-13	Time: 16:45
Relinquished by: (Signature) <i>Donald Taylor</i> 4-23-13 19:00	Received by: (Signature) <i>W. Bailey</i>	Date: 4/24/13	Time: 10:00
Relinquished by: (Signature)	Received by: (Signature)	Date:	Time:

4/30/2013



## Login Sample Receipt Checklist

Client: Conestoga-Rovers & Associates, Inc.

Job Number: 440-44566-1

**Login Number: 44566**

**List Number: 1**

**Creator: Freitag, Kevin R**

**List Source: TestAmerica Irvine**

Question	Answer	Comment
Radioactivity wasn't checked or is <math>\leq</math> background as measured by a survey meter.	N/A	
The cooler's custody seal, if present, is intact.	True	
Sample custody seals, if present, are intact.	N/A	
The cooler or samples do not appear to have been compromised or tampered with.	True	
Samples were received on ice.	N/A	
Cooler Temperature is acceptable.	True	
Cooler Temperature is recorded.	True	
COC is present.	True	
COC is filled out in ink and legible.	True	
COC is filled out with all pertinent information.	True	
Is the Field Sampler's name present on COC?	True	Timothy Dias
There are no discrepancies between the containers received and the COC.	True	
Samples are received within Holding Time.	True	
Sample containers have legible labels.	True	
Containers are not broken or leaking.	True	
Sample collection date/times are provided.	True	
Appropriate sample containers are used.	True	
Sample bottles are completely filled.	True	
Sample Preservation Verified.	N/A	
There is sufficient vol. for all requested analyses, incl. any requested MS/MSDs	True	
Containers requiring zero headspace have no headspace or bubble is <math><6\text{mm}</math> (1/4").	N/A	
Multiphasic samples are not present.	True	
Samples do not require splitting or compositing.	True	
Residual Chlorine Checked.	N/A	

# TestAmerica

THE LEADER IN ENVIRONMENTAL TESTING

## ANALYTICAL REPORT

TestAmerica Laboratories, Inc.

TestAmerica Irvine

17461 Derian Ave

Suite 100

Irvine, CA 92614-5817

Tel: (949)261-1022

TestAmerica Job ID: 440-44754-1

Client Project/Site: 4212 First St., Pleasanton, CA

For:

Conestoga-Rovers & Associates, Inc.

5900 Hollis Street

Suite A

Emeryville, California 94608

Attn: Peter Schaefer



Authorized for release by:

5/2/2013 10:46:15 AM

Philip Sanelle

Project Manager I

[philip.sanelle@testamericainc.com](mailto:philip.sanelle@testamericainc.com)

### LINKS

Review your project  
results through  
**TotalAccess**

Have a Question?



Visit us at:  
[www.testamericainc.com](http://www.testamericainc.com)

*The test results in this report meet all 2003 NELAC and 2009 TNI requirements for accredited parameters, exceptions are noted in this report. This report may not be reproduced except in full, and with written approval from the laboratory. For questions please contact the Project Manager at the e-mail address or telephone number listed on this page.*

*This report has been electronically signed and authorized by the signatory. Electronic signature is intended to be the legally binding equivalent of a traditionally handwritten signature.*

*Results relate only to the items tested and the sample(s) as received by the laboratory.*

1

2

3

4

5

6

7

8

9

10

11

12

13



# Table of Contents

Cover Page . . . . .	1
Table of Contents . . . . .	2
Sample Summary . . . . .	3
Case Narrative . . . . .	4
Client Sample Results . . . . .	5
Method Summary . . . . .	8
Chronicle . . . . .	9
QC Sample Results . . . . .	10
QC Association . . . . .	13
Definitions . . . . .	14
Certification Summary . . . . .	15
Chain of Custody . . . . .	16
Receipt Checklists . . . . .	17



# Sample Summary

Client: Conestoga-Rovers & Associates, Inc.  
Project/Site: 4212 First St., Pleasanton, CA

TestAmerica Job ID: 440-44754-1

Lab Sample ID	Client Sample ID	Matrix	Collected	Received
440-44754-1	SVE-2	Air	04/24/13 09:52	04/25/13 09:40
440-44754-2	EW-2	Air	04/24/13 10:02	04/25/13 09:40
440-44754-3	SVE-2	Air	04/24/13 16:50	04/25/13 09:40
440-44754-4	EW-2	Air	04/24/13 16:57	04/25/13 09:40

1

2

3

4

5

6

7

8

9

10

11

12

13

## Case Narrative

Client: Conestoga-Rovers & Associates, Inc.  
Project/Site: 4212 First St., Pleasanton, CA

TestAmerica Job ID: 440-44754-1

---

**Job ID: 440-44754-1**

---

**Laboratory: TestAmerica Irvine**

---

### Narrative

**Job Narrative**  
**440-44754-1**

### Comments

No additional comments.

### Receipt

The samples were received on 4/25/2013 9:40 AM; the samples arrived in good condition, properly preserved and, where required, on ice. The temperature of the cooler at receipt was 22.0° C.

### GC/MS VOA

No analytical or quality issues were noted.

### VOA Prep

No analytical or quality issues were noted.

- 1
- 2
- 3
- 4
- 5
- 6
- 7
- 8
- 9
- 10
- 11
- 12
- 13

# Client Sample Results

Client: Conestoga-Rovers & Associates, Inc.  
 Project/Site: 4212 First St., Pleasanton, CA

TestAmerica Job ID: 440-44754-1

**Client Sample ID: SVE-2**

**Lab Sample ID: 440-44754-1**

Date Collected: 04/24/13 09:52

Matrix: Air

Date Received: 04/25/13 09:40

Sample Container: Tedlar Bag 1L

**Method: 8260B/CA\_LUFTMS - Volatile Organic Compounds by GC/MS**

Analyte	Result	Qualifier	RL	MDL	Unit	D	Prepared	Analyzed	Dil Fac
<b>Volatile Fuel Hydrocarbons (C4-C12)</b>	<b>2400</b>		100		mg/m3			04/26/13 14:03	1

Analyte	Result	Qualifier	RL	MDL	Unit	D	Prepared	Analyzed	Dil Fac
<b>Volatile Fuel Hydrocarbons (C4-C12)</b>	<b>580</b>		24		ppm v/v			04/26/13 14:03	1

Surrogate	%Recovery	Qualifier	Limits	Prepared	Analyzed	Dil Fac
Dibromofluoromethane (Surr)	95		80 - 120		04/26/13 14:03	1
4-Bromofluorobenzene (Surr)	111		80 - 120		04/26/13 14:03	1
Toluene-d8 (Surr)	108		80 - 120		04/26/13 14:03	1

**Method: 8260B - Volatile Organic Compounds (GC/MS)**

Analyte	Result	Qualifier	RL	MDL	Unit	D	Prepared	Analyzed	Dil Fac
<b>Benzene</b>	<b>4.0</b>		2.0		mg/m3			04/26/13 14:03	1
<b>Ethylbenzene</b>	<b>24</b>		2.0		mg/m3			04/26/13 14:03	1
Methyl-t-Butyl Ether (MTBE)	ND		2.0		mg/m3			04/26/13 14:03	1
<b>Toluene</b>	<b>3.7</b>		2.0		mg/m3			04/26/13 14:03	1
<b>Xylenes, Total</b>	<b>100</b>		6.0		mg/m3			04/26/13 14:03	1
tert-Butyl alcohol (TBA)	ND		200		mg/m3			04/26/13 14:03	1

Analyte	Result	Qualifier	RL	MDL	Unit	D	Prepared	Analyzed	Dil Fac
<b>Benzene</b>	<b>1.3</b>		0.63		ppm v/v			04/26/13 14:03	1
<b>Ethylbenzene</b>	<b>5.6</b>		0.46		ppm v/v			04/26/13 14:03	1
Methyl-t-Butyl Ether (MTBE)	ND		0.55		ppm v/v			04/26/13 14:03	1
<b>Toluene</b>	<b>0.99</b>		0.53		ppm v/v			04/26/13 14:03	1
<b>Xylenes, Total</b>	<b>23</b>		1.4		ppm v/v			04/26/13 14:03	1
tert-Butyl alcohol (TBA)	ND		66		ppm v/v			04/26/13 14:03	1

Surrogate	%Recovery	Qualifier	Limits	Prepared	Analyzed	Dil Fac
4-Bromofluorobenzene (Surr)	111		80 - 120		04/26/13 14:03	1
Dibromofluoromethane (Surr)	95		80 - 120		04/26/13 14:03	1
Toluene-d8 (Surr)	108		80 - 120		04/26/13 14:03	1

**Client Sample ID: EW-2**

**Lab Sample ID: 440-44754-2**

Date Collected: 04/24/13 10:02

Matrix: Air

Date Received: 04/25/13 09:40

Sample Container: Tedlar Bag 1L

**Method: 8260B/CA\_LUFTMS - Volatile Organic Compounds by GC/MS**

Analyte	Result	Qualifier	RL	MDL	Unit	D	Prepared	Analyzed	Dil Fac
<b>Volatile Fuel Hydrocarbons (C4-C12)</b>	<b>1000</b>		100		mg/m3			04/26/13 16:05	1

Analyte	Result	Qualifier	RL	MDL	Unit	D	Prepared	Analyzed	Dil Fac
<b>Volatile Fuel Hydrocarbons (C4-C12)</b>	<b>250</b>		24		ppm v/v			04/26/13 16:05	1

Surrogate	%Recovery	Qualifier	Limits	Prepared	Analyzed	Dil Fac
Dibromofluoromethane (Surr)	100		80 - 120		04/26/13 16:05	1
4-Bromofluorobenzene (Surr)	110		80 - 120		04/26/13 16:05	1
Toluene-d8 (Surr)	109		80 - 120		04/26/13 16:05	1

TestAmerica Irvine

# Client Sample Results

Client: Conestoga-Rovers & Associates, Inc.  
Project/Site: 4212 First St., Pleasanton, CA

TestAmerica Job ID: 440-44754-1

**Client Sample ID: EW-2**

**Lab Sample ID: 440-44754-2**

Date Collected: 04/24/13 10:02

Matrix: Air

Date Received: 04/25/13 09:40

Sample Container: Tedlar Bag 1L

**Method: 8260B - Volatile Organic Compounds (GC/MS)**

Analyte	Result	Qualifier	RL	MDL	Unit	D	Prepared	Analyzed	Dil Fac
Benzene	ND		2.0		mg/m3			04/26/13 16:05	1
Ethylbenzene	ND		2.0		mg/m3			04/26/13 16:05	1
Methyl-t-Butyl Ether (MTBE)	ND		2.0		mg/m3			04/26/13 16:05	1
Toluene	ND		2.0		mg/m3			04/26/13 16:05	1
<b>Xylenes, Total</b>	<b>8.2</b>		6.0		mg/m3			04/26/13 16:05	1
tert-Butyl alcohol (TBA)	ND		200		mg/m3			04/26/13 16:05	1

Analyte	Result	Qualifier	RL	MDL	Unit	D	Prepared	Analyzed	Dil Fac
Benzene	ND		0.63		ppm v/v			04/26/13 16:05	1
Ethylbenzene	ND		0.46		ppm v/v			04/26/13 16:05	1
Methyl-t-Butyl Ether (MTBE)	ND		0.55		ppm v/v			04/26/13 16:05	1
Toluene	ND		0.53		ppm v/v			04/26/13 16:05	1
<b>Xylenes, Total</b>	<b>1.9</b>		1.4		ppm v/v			04/26/13 16:05	1
tert-Butyl alcohol (TBA)	ND		66		ppm v/v			04/26/13 16:05	1

Surrogate	%Recovery	Qualifier	Limits	Prepared	Analyzed	Dil Fac
4-Bromofluorobenzene (Surr)	110		80 - 120		04/26/13 16:05	1
Dibromofluoromethane (Surr)	100		80 - 120		04/26/13 16:05	1
Toluene-d8 (Surr)	109		80 - 120		04/26/13 16:05	1

**Client Sample ID: SVE-2**

**Lab Sample ID: 440-44754-3**

Date Collected: 04/24/13 16:50

Matrix: Air

Date Received: 04/25/13 09:40

Sample Container: Tedlar Bag 1L

**Method: 8260B/CA\_LUFTMS - Volatile Organic Compounds by GC/MS**

Analyte	Result	Qualifier	RL	MDL	Unit	D	Prepared	Analyzed	Dil Fac
<b>Volatile Fuel Hydrocarbons (C4-C12)</b>	<b>3000</b>		100		mg/m3			04/26/13 19:09	1

Analyte	Result	Qualifier	RL	MDL	Unit	D	Prepared	Analyzed	Dil Fac
<b>Volatile Fuel Hydrocarbons (C4-C12)</b>	<b>720</b>		24		ppm v/v			04/26/13 19:09	1

Surrogate	%Recovery	Qualifier	Limits	Prepared	Analyzed	Dil Fac
Dibromofluoromethane (Surr)	98		80 - 120		04/26/13 19:09	1
4-Bromofluorobenzene (Surr)	114		80 - 120		04/26/13 19:09	1
Toluene-d8 (Surr)	108		80 - 120		04/26/13 19:09	1

**Method: 8260B - Volatile Organic Compounds (GC/MS)**

Analyte	Result	Qualifier	RL	MDL	Unit	D	Prepared	Analyzed	Dil Fac
<b>Benzene</b>	<b>5.6</b>		2.0		mg/m3			04/26/13 19:09	1
<b>Ethylbenzene</b>	<b>37</b>		2.0		mg/m3			04/26/13 19:09	1
Methyl-t-Butyl Ether (MTBE)	ND		2.0		mg/m3			04/26/13 19:09	1
<b>Toluene</b>	<b>5.8</b>		2.0		mg/m3			04/26/13 19:09	1
<b>Xylenes, Total</b>	<b>150</b>		6.0		mg/m3			04/26/13 19:09	1
tert-Butyl alcohol (TBA)	ND		200		mg/m3			04/26/13 19:09	1

Analyte	Result	Qualifier	RL	MDL	Unit	D	Prepared	Analyzed	Dil Fac
<b>Benzene</b>	<b>1.7</b>		0.63		ppm v/v			04/26/13 19:09	1
<b>Ethylbenzene</b>	<b>8.5</b>		0.46		ppm v/v			04/26/13 19:09	1
Methyl-t-Butyl Ether (MTBE)	ND		0.55		ppm v/v			04/26/13 19:09	1

TestAmerica Irvine

# Client Sample Results

Client: Conestoga-Rovers & Associates, Inc.  
Project/Site: 4212 First St., Pleasanton, CA

TestAmerica Job ID: 440-44754-1

## Client Sample ID: SVE-2

Lab Sample ID: 440-44754-3

Date Collected: 04/24/13 16:50

Matrix: Air

Date Received: 04/25/13 09:40

Sample Container: Tedlar Bag 1L

### Method: 8260B - Volatile Organic Compounds (GC/MS) (Continued)

Analyte	Result	Qualifier	RL	MDL	Unit	D	Prepared	Analyzed	Dil Fac
Toluene	1.5		0.53		ppm v/v			04/26/13 19:09	1
Xylenes, Total	34		1.4		ppm v/v			04/26/13 19:09	1
tert-Butyl alcohol (TBA)	ND		66		ppm v/v			04/26/13 19:09	1
<b>Surrogate</b>	<b>%Recovery</b>	<b>Qualifier</b>	<b>Limits</b>				<b>Prepared</b>	<b>Analyzed</b>	<b>Dil Fac</b>
4-Bromofluorobenzene (Surr)	114		80 - 120					04/26/13 19:09	1
Dibromofluoromethane (Surr)	98		80 - 120					04/26/13 19:09	1
Toluene-d8 (Surr)	108		80 - 120					04/26/13 19:09	1

## Client Sample ID: EW-2

Lab Sample ID: 440-44754-4

Date Collected: 04/24/13 16:57

Matrix: Air

Date Received: 04/25/13 09:40

Sample Container: Tedlar Bag 1L

### Method: 8260B/CA\_LUFTMS - Volatile Organic Compounds by GC/MS

Analyte	Result	Qualifier	RL	MDL	Unit	D	Prepared	Analyzed	Dil Fac
Volatile Fuel Hydrocarbons (C4-C12)	530		100		mg/m3			04/26/13 19:39	1
<b>Analyte</b>	<b>Result</b>	<b>Qualifier</b>	<b>RL</b>	<b>MDL</b>	<b>Unit</b>	<b>D</b>	<b>Prepared</b>	<b>Analyzed</b>	<b>Dil Fac</b>
Volatile Fuel Hydrocarbons (C4-C12)	130		24		ppm v/v			04/26/13 19:39	1
<b>Surrogate</b>	<b>%Recovery</b>	<b>Qualifier</b>	<b>Limits</b>				<b>Prepared</b>	<b>Analyzed</b>	<b>Dil Fac</b>
Dibromofluoromethane (Surr)	100		80 - 120					04/26/13 19:39	1
4-Bromofluorobenzene (Surr)	110		80 - 120					04/26/13 19:39	1
Toluene-d8 (Surr)	109		80 - 120					04/26/13 19:39	1

### Method: 8260B - Volatile Organic Compounds (GC/MS)

Analyte	Result	Qualifier	RL	MDL	Unit	D	Prepared	Analyzed	Dil Fac
Benzene	ND		2.0		mg/m3			04/26/13 19:39	1
Ethylbenzene	ND		2.0		mg/m3			04/26/13 19:39	1
Methyl-t-Butyl Ether (MTBE)	2.7		2.0		mg/m3			04/26/13 19:39	1
Toluene	ND		2.0		mg/m3			04/26/13 19:39	1
Xylenes, Total	ND		6.0		mg/m3			04/26/13 19:39	1
tert-Butyl alcohol (TBA)	ND		200		mg/m3			04/26/13 19:39	1
<b>Analyte</b>	<b>Result</b>	<b>Qualifier</b>	<b>RL</b>	<b>MDL</b>	<b>Unit</b>	<b>D</b>	<b>Prepared</b>	<b>Analyzed</b>	<b>Dil Fac</b>
Benzene	ND		0.63		ppm v/v			04/26/13 19:39	1
Ethylbenzene	ND		0.46		ppm v/v			04/26/13 19:39	1
Methyl-t-Butyl Ether (MTBE)	0.75		0.55		ppm v/v			04/26/13 19:39	1
Toluene	ND		0.53		ppm v/v			04/26/13 19:39	1
Xylenes, Total	ND		1.4		ppm v/v			04/26/13 19:39	1
tert-Butyl alcohol (TBA)	ND		66		ppm v/v			04/26/13 19:39	1
<b>Surrogate</b>	<b>%Recovery</b>	<b>Qualifier</b>	<b>Limits</b>				<b>Prepared</b>	<b>Analyzed</b>	<b>Dil Fac</b>
4-Bromofluorobenzene (Surr)	110		80 - 120					04/26/13 19:39	1
Dibromofluoromethane (Surr)	100		80 - 120					04/26/13 19:39	1
Toluene-d8 (Surr)	109		80 - 120					04/26/13 19:39	1

TestAmerica Irvine

# Method Summary

Client: Conestoga-Rovers & Associates, Inc.  
Project/Site: 4212 First St., Pleasanton, CA

TestAmerica Job ID: 440-44754-1

Method	Method Description	Protocol	Laboratory
8260B	Volatile Organic Compounds (GC/MS)	SW846	TAL IRV
8260B/CA_LUFTM S	Volatile Organic Compounds by GC/MS	SW846	TAL IRV

**Protocol References:**

SW846 = "Test Methods For Evaluating Solid Waste, Physical/Chemical Methods", Third Edition, November 1986 And Its Updates.

**Laboratory References:**

TAL IRV = TestAmerica Irvine, 17461 Derian Ave, Suite 100, Irvine, CA 92614-5817, TEL (949)261-1022



# Lab Chronicle

Client: Conestoga-Rovers & Associates, Inc.  
Project/Site: 4212 First St., Pleasanton, CA

TestAmerica Job ID: 440-44754-1

## Client Sample ID: SVE-2

Date Collected: 04/24/13 09:52

Date Received: 04/25/13 09:40

## Lab Sample ID: 440-44754-1

Matrix: Air

Prep Type	Batch Type	Batch Method	Run	Dil Factor	Initial Amount	Final Amount	Batch Number	Prepared or Analyzed	Analyst	Lab
Total/NA	Analysis	8260B		1	5 cc	10 mL	100642	04/26/13 14:03	AL	TAL IRV
Total/NA	Analysis	8260B/CA_LUFTMS		1	5 cc	10 mL	100643	04/26/13 14:03	SS	TAL IRV

## Client Sample ID: EW-2

Date Collected: 04/24/13 10:02

Date Received: 04/25/13 09:40

## Lab Sample ID: 440-44754-2

Matrix: Air

Prep Type	Batch Type	Batch Method	Run	Dil Factor	Initial Amount	Final Amount	Batch Number	Prepared or Analyzed	Analyst	Lab
Total/NA	Analysis	8260B		1	5 cc	10 mL	100642	04/26/13 16:05	AL	TAL IRV
Total/NA	Analysis	8260B/CA_LUFTMS		1	5 cc	10 mL	100643	04/26/13 16:05	SS	TAL IRV

## Client Sample ID: SVE-2

Date Collected: 04/24/13 16:50

Date Received: 04/25/13 09:40

## Lab Sample ID: 440-44754-3

Matrix: Air

Prep Type	Batch Type	Batch Method	Run	Dil Factor	Initial Amount	Final Amount	Batch Number	Prepared or Analyzed	Analyst	Lab
Total/NA	Analysis	8260B		1	5 cc	10 mL	100642	04/26/13 19:09	AL	TAL IRV
Total/NA	Analysis	8260B/CA_LUFTMS		1	5 cc	10 mL	100643	04/26/13 19:09	SS	TAL IRV

## Client Sample ID: EW-2

Date Collected: 04/24/13 16:57

Date Received: 04/25/13 09:40

## Lab Sample ID: 440-44754-4

Matrix: Air

Prep Type	Batch Type	Batch Method	Run	Dil Factor	Initial Amount	Final Amount	Batch Number	Prepared or Analyzed	Analyst	Lab
Total/NA	Analysis	8260B		1	5 cc	10 mL	100642	04/26/13 19:39	AL	TAL IRV
Total/NA	Analysis	8260B/CA_LUFTMS		1	5 cc	10 mL	100643	04/26/13 19:39	SS	TAL IRV

### Laboratory References:

TAL IRV = TestAmerica Irvine, 17461 Derian Ave, Suite 100, Irvine, CA 92614-5817, TEL (949)261-1022

# QC Sample Results

Client: Conestoga-Rovers & Associates, Inc.  
Project/Site: 4212 First St., Pleasanton, CA

TestAmerica Job ID: 440-44754-1

## Method: 8260B - Volatile Organic Compounds (GC/MS)

Lab Sample ID: MB 440-100642/7

Matrix: Air

Analysis Batch: 100642

Client Sample ID: Method Blank

Prep Type: Total/NA

Analyte	MB Result	MB Qualifier	RL	MDL	Unit	D	Prepared	Analyzed	Dil Fac
Benzene	ND		2.0		mg/m3			04/26/13 09:20	1
Ethylbenzene	ND		2.0		mg/m3			04/26/13 09:20	1
Methyl-t-Butyl Ether (MTBE)	ND		2.0		mg/m3			04/26/13 09:20	1
Toluene	ND		2.0		mg/m3			04/26/13 09:20	1
Xylenes, Total	ND		6.0		mg/m3			04/26/13 09:20	1
tert-Butyl alcohol (TBA)	ND		200		mg/m3			04/26/13 09:20	1

Analyte	MB Result	MB Qualifier	RL	MDL	Unit	D	Prepared	Analyzed	Dil Fac
Benzene	ND		0.63		ppm v/v			04/26/13 09:20	1
Ethylbenzene	ND		0.46		ppm v/v			04/26/13 09:20	1
Methyl-t-Butyl Ether (MTBE)	ND		0.55		ppm v/v			04/26/13 09:20	1
Toluene	ND		0.53		ppm v/v			04/26/13 09:20	1
Xylenes, Total	ND		1.4		ppm v/v			04/26/13 09:20	1
tert-Butyl alcohol (TBA)	ND		66		ppm v/v			04/26/13 09:20	1

Surrogate	MB %Recovery	MB Qualifier	Limits	Prepared	Analyzed	Dil Fac
4-Bromofluorobenzene (Surr)	106		80 - 120		04/26/13 09:20	1
Dibromofluoromethane (Surr)	91		80 - 120		04/26/13 09:20	1
Toluene-d8 (Surr)	110		80 - 120		04/26/13 09:20	1

Lab Sample ID: LCS 440-100642/5

Matrix: Air

Analysis Batch: 100642

Client Sample ID: Lab Control Sample

Prep Type: Total/NA

Analyte	Spike Added	LCS Result	LCS Qualifier	Unit	D	%Rec	%Rec. Limits
Benzene	25.0	25.6		mg/m3		103	70 - 120
Ethylbenzene	25.0	25.7		mg/m3		103	75 - 125
m,p-Xylene	50.0	52.1		mg/m3		104	75 - 125
Methyl-t-Butyl Ether (MTBE)	25.0	23.5		mg/m3		94	60 - 135
o-Xylene	25.0	26.5		mg/m3		106	75 - 125
Toluene	25.0	26.7		mg/m3		107	70 - 120
tert-Butyl alcohol (TBA)	125	138		mg/m3		111	70 - 135

Analyte	Spike Added	LCS Result	LCS Qualifier	Unit	D	%Rec	%Rec. Limits
Benzene	7.8	8.02		ppm v/v		103	70 - 120
Ethylbenzene	5.8	5.91		ppm v/v		103	75 - 125
m,p-Xylene	12	12.0		ppm v/v		104	75 - 125
Methyl-t-Butyl Ether (MTBE)	6.9	6.53		ppm v/v		94	60 - 135
o-Xylene	5.8	6.11		ppm v/v		106	75 - 125
Toluene	6.6	7.07		ppm v/v		107	70 - 120
tert-Butyl alcohol (TBA)	41	45.6		ppm v/v		111	70 - 135

Surrogate	LCS %Recovery	LCS Qualifier	Limits
4-Bromofluorobenzene (Surr)	101		80 - 120
Dibromofluoromethane (Surr)	95		80 - 120
Toluene-d8 (Surr)	108		80 - 120

TestAmerica Irvine



# QC Sample Results

Client: Conestoga-Rovers & Associates, Inc.  
Project/Site: 4212 First St., Pleasanton, CA

TestAmerica Job ID: 440-44754-1

## Method: 8260B - Volatile Organic Compounds (GC/MS) (Continued)

**Lab Sample ID: 440-44754-1 DU**

**Matrix: Air**

**Analysis Batch: 100642**

**Client Sample ID: SVE-2**

**Prep Type: Total/NA**

Analyte	Sample	Sample	DU	DU	Unit	D	RPD	Limit
	Result	Qualifier	Result	Qualifier				
Benzene	4.0		3.84		mg/m3		5	20
Ethylbenzene	24		24.7		mg/m3		2	20
Methyl-t-Butyl Ether (MTBE)	ND		ND		mg/m3		NC	25
Toluene	3.7		3.75		mg/m3		0.09	20
Xylenes, Total	100		102		mg/m3		1	20
tert-Butyl alcohol (TBA)	ND		ND		mg/m3		NC	20

Analyte	Sample	Sample	DU	DU	Unit	D	RPD	Limit
	Result	Qualifier	Result	Qualifier				
Benzene	1.3		1.20		ppm v/v		5	20
Ethylbenzene	5.6		5.70		ppm v/v		2	20
Methyl-t-Butyl Ether (MTBE)	ND		ND		ppm v/v		NC	25
Toluene	0.99		0.994		ppm v/v		0.09	20
Xylenes, Total	23		23.6		ppm v/v		1	20
tert-Butyl alcohol (TBA)	ND		ND		ppm v/v		NC	20

Surrogate	DU	DU	Limits
	%Recovery	Qualifier	
4-Bromofluorobenzene (Surr)	112		80 - 120
Dibromofluoromethane (Surr)	93		80 - 120
Toluene-d8 (Surr)	108		80 - 120

## Method: 8260B/CA\_LUFTMS - Volatile Organic Compounds by GC/MS

**Lab Sample ID: MB 440-100643/7**

**Matrix: Air**

**Analysis Batch: 100643**

**Client Sample ID: Method Blank**

**Prep Type: Total/NA**

Analyte	MB	MB	RL	MDL	Unit	D	Prepared	Analyzed	Dil Fac
	Result	Qualifier							
Volatile Fuel Hydrocarbons (C4-C12)	ND		100		mg/m3			04/26/13 09:20	1

Analyte	MB	MB	RL	MDL	Unit	D	Prepared	Analyzed	Dil Fac
	Result	Qualifier							
Volatile Fuel Hydrocarbons (C4-C12)	ND		24		ppm v/v			04/26/13 09:20	1

Surrogate	MB	MB	Limits	Prepared	Analyzed	Dil Fac
	%Recovery	Qualifier				
Dibromofluoromethane (Surr)	91		80 - 120		04/26/13 09:20	1
4-Bromofluorobenzene (Surr)	106		80 - 120		04/26/13 09:20	1
Toluene-d8 (Surr)	110		80 - 120		04/26/13 09:20	1

**Lab Sample ID: LCS 440-100643/6**

**Matrix: Air**

**Analysis Batch: 100643**

**Client Sample ID: Lab Control Sample**

**Prep Type: Total/NA**

Analyte	Spike Added	LCS	LCS	Unit	D	%Rec	%Rec. Limits
		Result	Qualifier				
Volatile Fuel Hydrocarbons (C4-C12)	500	521		mg/m3		104	55 - 130

Analyte	Spike Added	LCS	LCS	Unit	D	%Rec	%Rec. Limits
		Result	Qualifier				
Volatile Fuel Hydrocarbons (C4-C12)	120	127		ppm v/v		104	55 - 130

TestAmerica Irvine

# QC Sample Results

Client: Conestoga-Rovers & Associates, Inc.  
 Project/Site: 4212 First St., Pleasanton, CA

TestAmerica Job ID: 440-44754-1

## Method: 8260B/CA\_LUFTMS - Volatile Organic Compounds by GC/MS (Continued)

**Lab Sample ID: LCS 440-100643/6**

**Matrix: Air**

**Analysis Batch: 100643**

**Client Sample ID: Lab Control Sample**

**Prep Type: Total/NA**

<i>Surrogate</i>	<i>LCS</i>		<i>Limits</i>
	<i>%Recovery</i>	<i>Qualifier</i>	
<i>Dibromofluoromethane (Surr)</i>	91		80 - 120
<i>4-Bromofluorobenzene (Surr)</i>	108		80 - 120
<i>Toluene-d8 (Surr)</i>	109		80 - 120

**Lab Sample ID: 440-44754-1 DU**

**Matrix: Air**

**Analysis Batch: 100643**

**Client Sample ID: SVE-2**

**Prep Type: Total/NA**

<i>Analyte</i>	<i>Sample</i>	<i>Sample</i>	<i>DU</i>	<i>DU</i>	<i>Unit</i>	<i>D</i>	<i>RPD</i>	<i>Limit</i>
	<i>Result</i>	<i>Qualifier</i>	<i>Result</i>	<i>Qualifier</i>				
Volatile Fuel Hydrocarbons (C4-C12)	2400		2270		mg/m3		5	20

<i>Analyte</i>	<i>Sample</i>	<i>Sample</i>	<i>DU</i>	<i>DU</i>	<i>Unit</i>	<i>D</i>	<i>RPD</i>	<i>Limit</i>
	<i>Result</i>	<i>Qualifier</i>	<i>Result</i>	<i>Qualifier</i>				
Volatile Fuel Hydrocarbons (C4-C12)	580		554		ppm v/v		5	20

<i>Surrogate</i>	<i>DU</i>		<i>Limits</i>
	<i>%Recovery</i>	<i>Qualifier</i>	
<i>Dibromofluoromethane (Surr)</i>	93		80 - 120
<i>4-Bromofluorobenzene (Surr)</i>	112		80 - 120
<i>Toluene-d8 (Surr)</i>	108		80 - 120

# QC Association Summary

Client: Conestoga-Rovers & Associates, Inc.  
Project/Site: 4212 First St., Pleasanton, CA

TestAmerica Job ID: 440-44754-1

## GC/MS VOA

### Analysis Batch: 100642

Lab Sample ID	Client Sample ID	Prep Type	Matrix	Method	Prep Batch
440-44754-1	SVE-2	Total/NA	Air	8260B	
440-44754-1 DU	SVE-2	Total/NA	Air	8260B	
440-44754-2	EW-2	Total/NA	Air	8260B	
440-44754-3	SVE-2	Total/NA	Air	8260B	
440-44754-4	EW-2	Total/NA	Air	8260B	
LCS 440-100642/5	Lab Control Sample	Total/NA	Air	8260B	
MB 440-100642/7	Method Blank	Total/NA	Air	8260B	

### Analysis Batch: 100643

Lab Sample ID	Client Sample ID	Prep Type	Matrix	Method	Prep Batch
440-44754-1	SVE-2	Total/NA	Air	8260B/CA_LUFT MS	
440-44754-1 DU	SVE-2	Total/NA	Air	8260B/CA_LUFT MS	
440-44754-2	EW-2	Total/NA	Air	8260B/CA_LUFT MS	
440-44754-3	SVE-2	Total/NA	Air	8260B/CA_LUFT MS	
440-44754-4	EW-2	Total/NA	Air	8260B/CA_LUFT MS	
LCS 440-100643/6	Lab Control Sample	Total/NA	Air	8260B/CA_LUFT MS	
MB 440-100643/7	Method Blank	Total/NA	Air	8260B/CA_LUFT MS	

## Definitions/Glossary

Client: Conestoga-Rovers & Associates, Inc.  
Project/Site: 4212 First St., Pleasanton, CA

TestAmerica Job ID: 440-44754-1

### Glossary

Abbreviation	These commonly used abbreviations may or may not be present in this report.
▫	Listed under the "D" column to designate that the result is reported on a dry weight basis
%R	Percent Recovery
CNF	Contains no Free Liquid
DER	Duplicate error ratio (normalized absolute difference)
DL, RA, RE, IN	Indicates a Dilution, Re-analysis, Re-extraction, or additional Initial metals/anion analysis of the sample
DLC	Decision level concentration
MDA	Minimum detectable activity
EDL	Estimated Detection Limit
MDC	Minimum detectable concentration
MDL	Method Detection Limit
ML	Minimum Level (Dioxin)
ND	Not detected at the reporting limit (or MDL or EDL if shown)
PQL	Practical Quantitation Limit
QC	Quality Control
RER	Relative error ratio
RL	Reporting Limit or Requested Limit (Radiochemistry)
RPD	Relative Percent Difference, a measure of the relative difference between two points
TEF	Toxicity Equivalent Factor (Dioxin)
TEQ	Toxicity Equivalent Quotient (Dioxin)

# Certification Summary

Client: Conestoga-Rovers & Associates, Inc.  
Project/Site: 4212 First St., Pleasanton, CA

TestAmerica Job ID: 440-44754-1

## Laboratory: TestAmerica Irvine

All certifications held by this laboratory are listed. Not all certifications are applicable to this report.

Authority	Program	EPA Region	Certification ID	Expiration Date
Alaska	State Program	10	CA01531	06-30-13
Arizona	State Program	9	AZ0671	10-13-13
California	LA Cty Sanitation Districts	9	10256	01-31-14
California	NELAP	9	1108CA	01-31-14
California	State Program	9	2706	06-30-14
Guam	State Program	9	Cert. No. 12.002r	03-28-13 *
Hawaii	State Program	9	N/A	01-31-14
Nevada	State Program	9	CA015312007A	07-31-13
Northern Mariana Islands	State Program	9	MP0002	01-31-14
Oregon	NELAP	10	4005	09-12-13
USDA	Federal		P330-09-00080	06-06-14
USEPA UCMR	Federal	1	CA01531	01-31-15

\* Expired certification is currently pending renewal and is considered valid.

TestAmerica Irvine

LAB (LOCATION)

- CALSCIENCE ( )
- SPL ( )
- XENCO ( )
- TEST AMERICA ( )
- OTHER ( )



Shell Oil Products Chain Of Custody Record

Please Check Appropriate Box:

<input type="checkbox"/> ENV. SERVICES	<input type="checkbox"/> MOTIVA RETAIL	<input type="checkbox"/> SHELL RETAIL
<input type="checkbox"/> MOTIVA SD&CM	<input checked="" type="checkbox"/> CONSULTANT	<input type="checkbox"/> LUBES
<input type="checkbox"/> SHELL PIPELINE	<input type="checkbox"/> OTHER _____	

Print Bill To Contact Name: Peter Schaefer 240523

INCIDENT # (ENV SERVICES): 9 8 9 9 5 8 4 0

DATE: 4-24-2013

PO #: 2 4 0 5 2 3

SAP #: 1 3 5 7 8 2

CHECK IF NO INCIDENT # APPLIES

PAGE: 1 of 1

SAMPLING COMPANY: Conestoga-Rovers & Associates

LOG CODE: CRAW

SITE ADDRESS: Street and City: 4212 First Street, Pleasanton

State: CA

GLOBAL ID NO.: RO0000360

ADDRESS: 5900 Hollis St, Suite A, Emeryville, CA 94608

EDF DELIVERABLE TO (Name, Company, Office Location): Brenda Carter, CRA, Emeryville

PHONE NO.: 510-420-0700

E-MAIL: emervilleedf@craworld.com

CONSULTANT PROJECT NO.: 240523-2013-05

PROJECT CONTACT (Hardcopy or PDF Report to): Peter Schaefer

TELEPHONE: 510-420-3319

FAX: 510-420-9170

E-MAIL: pschaefer@craworld.com; iradon@craworld.com

TURNAROUND TIME (CALENDAR DAYS):

STANDARD (14 DAY)  5 DAYS  3 DAYS  2 DAYS  24 HOURS

RESULTS NEEDED ON WEEKEND

LA - RWQCB REPORT FORMAT  UST AGENCY:

SPECIAL INSTRUCTIONS OR NOTES:

Copy of final report to Shell.Lab.Billing@craworld.com; iradon@craworld.com; mlundberg@craworld.com; pschaefer@craworld.com

SHELL CONTRACT RATE APPLIES

STATE REIMBURSEMENT RATE APPLIES

EDD NOT NEEDED

RECEIPT VERIFICATION REQUESTED

SAMPLER NAME(S) (Print): Timothy Dias

LAB USE ONLY: [Signature]

REQUESTED ANALYSIS

LAB USE ONLY	Field Sample Identification	SAMPLING		MATRIX	PRESERVATIVE					NO. OF CONT.	TPH - GRO, Purgeable (6260B)	BTEX + HTBE + TBA (6260B)	CH4 by SCAQMD 26.3 (M)	TEMPERATURE ON RECEIPT °C	Container PID Readings or Laboratory Notes
		DATE	TIME		HCL	HN03	H2SO4	NONE	OTHER						
	SVE-2	4/24	9:52	VAPOR				X		1	X	X			TEDLAR BAGS
	EW-2	4/24	10:52	" "						1	X	X			" "
	SVE-2	4/24	16:50							1	X	X			" "
	EW-2	4/24	16:57	↓						1	X	X			" "

Relinquished by: (Signature) Timothy Dias 4/24	Received by: (Signature) [Signature]	Date: 4-24-13	Time: 16:49
Relinquished by: (Signature) [Signature] 4-24-13 19:30	Received by: (Signature) [Signature]	Date:	Time:
Relinquished by: (Signature) [Signature]	Received by: (Signature) [Signature]	Date: 4/25/13	Time: 9:40

5/2/2013

05/2/08 Revision

BT



## Login Sample Receipt Checklist

Client: Conestoga-Rovers & Associates, Inc.

Job Number: 440-44754-1

**Login Number: 44754**

**List Number: 1**

**Creator: Perez, Angel**

**List Source: TestAmerica Irvine**

Question	Answer	Comment
Radioactivity wasn't checked or is <math>\leq</math> background as measured by a survey meter.	N/A	
The cooler's custody seal, if present, is intact.	N/A	
Sample custody seals, if present, are intact.	N/A	
The cooler or samples do not appear to have been compromised or tampered with.	N/A	
Samples were received on ice.	N/A	
Cooler Temperature is acceptable.	True	
Cooler Temperature is recorded.	True	
COC is present.	True	
COC is filled out in ink and legible.	True	
COC is filled out with all pertinent information.	True	
Is the Field Sampler's name present on COC?	True	Timothy Dias
There are no discrepancies between the containers received and the COC.	True	
Samples are received within Holding Time.	True	
Sample containers have legible labels.	True	
Containers are not broken or leaking.	True	
Sample collection date/times are provided.	True	
Appropriate sample containers are used.	True	
Sample bottles are completely filled.	True	
Sample Preservation Verified.	N/A	
There is sufficient vol. for all requested analyses, incl. any requested MS/MSDs	True	
Containers requiring zero headspace have no headspace or bubble is <math><6\text{mm}</math> (1/4").	N/A	
Multiphasic samples are not present.	N/A	
Samples do not require splitting or compositing.	N/A	
Residual Chlorine Checked.	N/A	

# TestAmerica

THE LEADER IN ENVIRONMENTAL TESTING

## ANALYTICAL REPORT

TestAmerica Laboratories, Inc.

TestAmerica Irvine

17461 Derian Ave

Suite 100

Irvine, CA 92614-5817

Tel: (949)261-1022

TestAmerica Job ID: 440-44871-1

Client Project/Site: 4212 First St., Pleasanton, CA

Revision: 1

For:

Conestoga-Rovers & Associates, Inc.

5900 Hollis Street

Suite A

Emeryville, California 94608

Attn: Peter Schaefer



Authorized for release by:

4/30/2013 3:47:35 PM

Philip Sanelle

Project Manager I

[philip.sanelle@testamericainc.com](mailto:philip.sanelle@testamericainc.com)

### LINKS

Review your project  
results through

**TotalAccess**

Have a Question?



Visit us at:

[www.testamericainc.com](http://www.testamericainc.com)

*The test results in this report meet all 2003 NELAC and 2009 TNI requirements for accredited parameters, exceptions are noted in this report. This report may not be reproduced except in full, and with written approval from the laboratory. For questions please contact the Project Manager at the e-mail address or telephone number listed on this page.*

*This report has been electronically signed and authorized by the signatory. Electronic signature is intended to be the legally binding equivalent of a traditionally handwritten signature.*

*Results relate only to the items tested and the sample(s) as received by the laboratory.*

1

2

3

4

5

6

7

8

9

10

11

12





# Table of Contents

Cover Page . . . . .	1
Table of Contents . . . . .	2
Sample Summary . . . . .	3
Client Sample Results . . . . .	4
Method Summary . . . . .	7
Chronicle . . . . .	8
QC Sample Results . . . . .	9
QC Association . . . . .	12
Definitions . . . . .	13
Certification Summary . . . . .	14
Chain of Custody . . . . .	15
Receipt Checklists . . . . .	16

# Sample Summary

Client: Conestoga-Rovers & Associates, Inc.  
Project/Site: 4212 First St., Pleasanton, CA

TestAmerica Job ID: 440-44871-1

Lab Sample ID	Client Sample ID	Matrix	Collected	Received
440-44871-1	SVE-4	Air	04/25/13 09:55	04/26/13 09:50
440-44871-2	SVE-2	Air	04/25/13 10:07	04/26/13 09:50
440-44871-3	SVE-4	Air	04/25/13 16:55	04/26/13 09:50
440-44871-4	SVE-2	Air	04/25/13 17:05	04/26/13 09:50

1

2

3

4

5

6

7

8

9

10

11

12

# Client Sample Results

Client: Conestoga-Rovers & Associates, Inc.  
 Project/Site: 4212 First St., Pleasanton, CA

TestAmerica Job ID: 440-44871-1

**Client Sample ID: SVE-4**

**Lab Sample ID: 440-44871-1**

**Date Collected: 04/25/13 09:55**

**Matrix: Air**

**Date Received: 04/26/13 09:50**

**Sample Container: Tedlar Bag 1L**

**Method: 8260B/CA\_LUFTMS - Volatile Organic Compounds by GC/MS**

Analyte	Result	Qualifier	RL	MDL	Unit	D	Prepared	Analyzed	Dil Fac
Volatile Fuel Hydrocarbons (C4-C12)	ND		100		mg/m3			04/27/13 12:48	1

Analyte	Result	Qualifier	RL	MDL	Unit	D	Prepared	Analyzed	Dil Fac
Volatile Fuel Hydrocarbons (C4-C12)	ND		24		ppm v/v			04/27/13 12:48	1

Surrogate	%Recovery	Qualifier	Limits	Prepared	Analyzed	Dil Fac
Dibromofluoromethane (Surr)	102		80 - 120		04/27/13 12:48	1
4-Bromofluorobenzene (Surr)	87		80 - 120		04/27/13 12:48	1
Toluene-d8 (Surr)	103		80 - 120		04/27/13 12:48	1

**Method: 8260B - Volatile Organic Compounds (GC/MS)**

Analyte	Result	Qualifier	RL	MDL	Unit	D	Prepared	Analyzed	Dil Fac
Benzene	ND		2.0		mg/m3			04/27/13 12:48	1
Ethylbenzene	ND		2.0		mg/m3			04/27/13 12:48	1
Methyl-t-Butyl Ether (MTBE)	ND		2.0		mg/m3			04/27/13 12:48	1
Toluene	ND		2.0		mg/m3			04/27/13 12:48	1
Xylenes, Total	ND		6.0		mg/m3			04/27/13 12:48	1
tert-Butyl alcohol (TBA)	ND		200		mg/m3			04/27/13 12:48	1

Analyte	Result	Qualifier	RL	MDL	Unit	D	Prepared	Analyzed	Dil Fac
Benzene	ND		0.63		ppm v/v			04/27/13 12:48	1
Ethylbenzene	ND		0.46		ppm v/v			04/27/13 12:48	1
Methyl-t-Butyl Ether (MTBE)	ND		0.55		ppm v/v			04/27/13 12:48	1
Toluene	ND		0.53		ppm v/v			04/27/13 12:48	1
Xylenes, Total	ND		1.4		ppm v/v			04/27/13 12:48	1
tert-Butyl alcohol (TBA)	ND		66		ppm v/v			04/27/13 12:48	1

Surrogate	%Recovery	Qualifier	Limits	Prepared	Analyzed	Dil Fac
4-Bromofluorobenzene (Surr)	87		80 - 120		04/27/13 12:48	1
Dibromofluoromethane (Surr)	102		80 - 120		04/27/13 12:48	1
Toluene-d8 (Surr)	103		80 - 120		04/27/13 12:48	1

**Client Sample ID: SVE-2**

**Lab Sample ID: 440-44871-2**

**Date Collected: 04/25/13 10:07**

**Matrix: Air**

**Date Received: 04/26/13 09:50**

**Sample Container: Tedlar Bag 1L**

**Method: 8260B/CA\_LUFTMS - Volatile Organic Compounds by GC/MS**

Analyte	Result	Qualifier	RL	MDL	Unit	D	Prepared	Analyzed	Dil Fac
Volatile Fuel Hydrocarbons (C4-C12)	1100		100		mg/m3			04/27/13 13:18	1

Analyte	Result	Qualifier	RL	MDL	Unit	D	Prepared	Analyzed	Dil Fac
Volatile Fuel Hydrocarbons (C4-C12)	280		24		ppm v/v			04/27/13 13:18	1

Surrogate	%Recovery	Qualifier	Limits	Prepared	Analyzed	Dil Fac
Dibromofluoromethane (Surr)	101		80 - 120		04/27/13 13:18	1
4-Bromofluorobenzene (Surr)	92		80 - 120		04/27/13 13:18	1
Toluene-d8 (Surr)	104		80 - 120		04/27/13 13:18	1

TestAmerica Irvine

# Client Sample Results

Client: Conestoga-Rovers & Associates, Inc.  
Project/Site: 4212 First St., Pleasanton, CA

TestAmerica Job ID: 440-44871-1

**Client Sample ID: SVE-2**

**Lab Sample ID: 440-44871-2**

Date Collected: 04/25/13 10:07

Matrix: Air

Date Received: 04/26/13 09:50

Sample Container: Tedlar Bag 1L

**Method: 8260B - Volatile Organic Compounds (GC/MS)**

Analyte	Result	Qualifier	RL	MDL	Unit	D	Prepared	Analyzed	Dil Fac
Benzene	ND		2.0		mg/m3			04/27/13 13:18	1
<b>Ethylbenzene</b>	<b>9.8</b>		2.0		mg/m3			04/27/13 13:18	1
Methyl-t-Butyl Ether (MTBE)	ND		2.0		mg/m3			04/27/13 13:18	1
Toluene	ND		2.0		mg/m3			04/27/13 13:18	1
<b>Xylenes, Total</b>	<b>40</b>		6.0		mg/m3			04/27/13 13:18	1
tert-Butyl alcohol (TBA)	ND		200		mg/m3			04/27/13 13:18	1

Analyte	Result	Qualifier	RL	MDL	Unit	D	Prepared	Analyzed	Dil Fac
Benzene	ND		0.63		ppm v/v			04/27/13 13:18	1
<b>Ethylbenzene</b>	<b>2.2</b>		0.46		ppm v/v			04/27/13 13:18	1
Methyl-t-Butyl Ether (MTBE)	ND		0.55		ppm v/v			04/27/13 13:18	1
Toluene	ND		0.53		ppm v/v			04/27/13 13:18	1
<b>Xylenes, Total</b>	<b>9.2</b>		1.4		ppm v/v			04/27/13 13:18	1
tert-Butyl alcohol (TBA)	ND		66		ppm v/v			04/27/13 13:18	1

Surrogate	%Recovery	Qualifier	Limits	Prepared	Analyzed	Dil Fac
4-Bromofluorobenzene (Surr)	92		80 - 120		04/27/13 13:18	1
Dibromofluoromethane (Surr)	101		80 - 120		04/27/13 13:18	1
Toluene-d8 (Surr)	104		80 - 120		04/27/13 13:18	1

**Client Sample ID: SVE-4**

**Lab Sample ID: 440-44871-3**

Date Collected: 04/25/13 16:55

Matrix: Air

Date Received: 04/26/13 09:50

Sample Container: Tedlar Bag 1L

**Method: 8260B/CA\_LUFTMS - Volatile Organic Compounds by GC/MS**

Analyte	Result	Qualifier	RL	MDL	Unit	D	Prepared	Analyzed	Dil Fac
Volatile Fuel Hydrocarbons (C4-C12)	ND		100		mg/m3			04/27/13 13:47	1
<b>Analyte</b>	<b>Result</b>	<b>Qualifier</b>	<b>RL</b>	<b>MDL</b>	<b>Unit</b>	<b>D</b>	<b>Prepared</b>	<b>Analyzed</b>	<b>Dil Fac</b>
Volatile Fuel Hydrocarbons (C4-C12)	ND		24		ppm v/v			04/27/13 13:47	1

Surrogate	%Recovery	Qualifier	Limits	Prepared	Analyzed	Dil Fac
Dibromofluoromethane (Surr)	98		80 - 120		04/27/13 13:47	1
4-Bromofluorobenzene (Surr)	84		80 - 120		04/27/13 13:47	1
Toluene-d8 (Surr)	100		80 - 120		04/27/13 13:47	1

**Method: 8260B - Volatile Organic Compounds (GC/MS)**

Analyte	Result	Qualifier	RL	MDL	Unit	D	Prepared	Analyzed	Dil Fac
Benzene	ND		2.0		mg/m3			04/27/13 13:47	1
Ethylbenzene	ND		2.0		mg/m3			04/27/13 13:47	1
Methyl-t-Butyl Ether (MTBE)	ND		2.0		mg/m3			04/27/13 13:47	1
Toluene	ND		2.0		mg/m3			04/27/13 13:47	1
Xylenes, Total	ND		6.0		mg/m3			04/27/13 13:47	1
tert-Butyl alcohol (TBA)	ND		200		mg/m3			04/27/13 13:47	1

Analyte	Result	Qualifier	RL	MDL	Unit	D	Prepared	Analyzed	Dil Fac
Benzene	ND		0.63		ppm v/v			04/27/13 13:47	1
Ethylbenzene	ND		0.46		ppm v/v			04/27/13 13:47	1
Methyl-t-Butyl Ether (MTBE)	ND		0.55		ppm v/v			04/27/13 13:47	1
Toluene	ND		0.53		ppm v/v			04/27/13 13:47	1
Xylenes, Total	ND		1.4		ppm v/v			04/27/13 13:47	1

TestAmerica Irvine

# Client Sample Results

Client: Conestoga-Rovers & Associates, Inc.  
Project/Site: 4212 First St., Pleasanton, CA

TestAmerica Job ID: 440-44871-1

## Client Sample ID: SVE-4

Lab Sample ID: 440-44871-3

Date Collected: 04/25/13 16:55

Matrix: Air

Date Received: 04/26/13 09:50

Sample Container: Tedlar Bag 1L

### Method: 8260B - Volatile Organic Compounds (GC/MS) (Continued)

Analyte	Result	Qualifier	RL	MDL	Unit	D	Prepared	Analyzed	Dil Fac
tert-Butyl alcohol (TBA)	ND		66		ppm v/v			04/27/13 13:47	1
Surrogate	%Recovery	Qualifier	Limits				Prepared	Analyzed	Dil Fac
4-Bromofluorobenzene (Surr)	84		80 - 120					04/27/13 13:47	1
Dibromofluoromethane (Surr)	98		80 - 120					04/27/13 13:47	1
Toluene-d8 (Surr)	100		80 - 120					04/27/13 13:47	1

## Client Sample ID: SVE-2

Lab Sample ID: 440-44871-4

Date Collected: 04/25/13 17:05

Matrix: Air

Date Received: 04/26/13 09:50

Sample Container: Tedlar Bag 1L

### Method: 8260B/CA\_LUFTMS - Volatile Organic Compounds by GC/MS

Analyte	Result	Qualifier	RL	MDL	Unit	D	Prepared	Analyzed	Dil Fac
<b>Volatile Fuel Hydrocarbons (C4-C12)</b>	<b>1800</b>		100		mg/m3			04/27/13 14:16	1
Analyte	Result	Qualifier	RL	MDL	Unit	D	Prepared	Analyzed	Dil Fac
<b>Volatile Fuel Hydrocarbons (C4-C12)</b>	<b>450</b>		24		ppm v/v			04/27/13 14:16	1
Surrogate	%Recovery	Qualifier	Limits				Prepared	Analyzed	Dil Fac
Dibromofluoromethane (Surr)	95		80 - 120					04/27/13 14:16	1
4-Bromofluorobenzene (Surr)	91		80 - 120					04/27/13 14:16	1
Toluene-d8 (Surr)	103		80 - 120					04/27/13 14:16	1

### Method: 8260B - Volatile Organic Compounds (GC/MS)

Analyte	Result	Qualifier	RL	MDL	Unit	D	Prepared	Analyzed	Dil Fac
<b>Benzene</b>	<b>2.9</b>		2.0		mg/m3			04/27/13 14:16	1
<b>Ethylbenzene</b>	<b>16</b>		2.0		mg/m3			04/27/13 14:16	1
Methyl-t-Butyl Ether (MTBE)	ND		2.0		mg/m3			04/27/13 14:16	1
<b>Toluene</b>	<b>2.8</b>		2.0		mg/m3			04/27/13 14:16	1
<b>Xylenes, Total</b>	<b>68</b>		6.0		mg/m3			04/27/13 14:16	1
tert-Butyl alcohol (TBA)	ND		200		mg/m3			04/27/13 14:16	1
Analyte	Result	Qualifier	RL	MDL	Unit	D	Prepared	Analyzed	Dil Fac
<b>Benzene</b>	<b>0.90</b>		0.63		ppm v/v			04/27/13 14:16	1
<b>Ethylbenzene</b>	<b>3.8</b>		0.46		ppm v/v			04/27/13 14:16	1
Methyl-t-Butyl Ether (MTBE)	ND		0.55		ppm v/v			04/27/13 14:16	1
<b>Toluene</b>	<b>0.73</b>		0.53		ppm v/v			04/27/13 14:16	1
<b>Xylenes, Total</b>	<b>16</b>		1.4		ppm v/v			04/27/13 14:16	1
tert-Butyl alcohol (TBA)	ND		66		ppm v/v			04/27/13 14:16	1
Surrogate	%Recovery	Qualifier	Limits				Prepared	Analyzed	Dil Fac
4-Bromofluorobenzene (Surr)	91		80 - 120					04/27/13 14:16	1
Dibromofluoromethane (Surr)	95		80 - 120					04/27/13 14:16	1
Toluene-d8 (Surr)	103		80 - 120					04/27/13 14:16	1

TestAmerica Irvine

# Method Summary

Client: Conestoga-Rovers & Associates, Inc.  
Project/Site: 4212 First St., Pleasanton, CA

TestAmerica Job ID: 440-44871-1

Method	Method Description	Protocol	Laboratory
8260B	Volatile Organic Compounds (GC/MS)	SW846	TAL IRV
8260B/CA_LUFTM S	Volatile Organic Compounds by GC/MS	SW846	TAL IRV

**Protocol References:**

SW846 = "Test Methods For Evaluating Solid Waste, Physical/Chemical Methods", Third Edition, November 1986 And Its Updates.

**Laboratory References:**

TAL IRV = TestAmerica Irvine, 17461 Derian Ave, Suite 100, Irvine, CA 92614-5817, TEL (949)261-1022

1

2

3

4

5

6

7

8

9

10

11

12

# Lab Chronicle

Client: Conestoga-Rovers & Associates, Inc.  
 Project/Site: 4212 First St., Pleasanton, CA

TestAmerica Job ID: 440-44871-1

## Client Sample ID: SVE-4

Date Collected: 04/25/13 09:55

Date Received: 04/26/13 09:50

## Lab Sample ID: 440-44871-1

Matrix: Air

Prep Type	Batch Type	Batch Method	Run	Dil Factor	Initial Amount	Final Amount	Batch Number	Prepared or Analyzed	Analyst	Lab
Total/NA	Analysis	8260B		1	5 cc	10 mL	100876	04/27/13 12:48	AT	TAL IRV
Total/NA	Analysis	8260B/CA_LUFTMS		1	5 cc	10 mL	100877	04/27/13 12:48	AT	TAL IRV

## Client Sample ID: SVE-2

Date Collected: 04/25/13 10:07

Date Received: 04/26/13 09:50

## Lab Sample ID: 440-44871-2

Matrix: Air

Prep Type	Batch Type	Batch Method	Run	Dil Factor	Initial Amount	Final Amount	Batch Number	Prepared or Analyzed	Analyst	Lab
Total/NA	Analysis	8260B		1	5 cc	10 mL	100876	04/27/13 13:18	AT	TAL IRV
Total/NA	Analysis	8260B/CA_LUFTMS		1	5 cc	10 mL	100877	04/27/13 13:18	AT	TAL IRV

## Client Sample ID: SVE-4

Date Collected: 04/25/13 16:55

Date Received: 04/26/13 09:50

## Lab Sample ID: 440-44871-3

Matrix: Air

Prep Type	Batch Type	Batch Method	Run	Dil Factor	Initial Amount	Final Amount	Batch Number	Prepared or Analyzed	Analyst	Lab
Total/NA	Analysis	8260B		1	5 cc	10 mL	100876	04/27/13 13:47	AT	TAL IRV
Total/NA	Analysis	8260B/CA_LUFTMS		1	5 cc	10 mL	100877	04/27/13 13:47	AT	TAL IRV

## Client Sample ID: SVE-2

Date Collected: 04/25/13 17:05

Date Received: 04/26/13 09:50

## Lab Sample ID: 440-44871-4

Matrix: Air

Prep Type	Batch Type	Batch Method	Run	Dil Factor	Initial Amount	Final Amount	Batch Number	Prepared or Analyzed	Analyst	Lab
Total/NA	Analysis	8260B		1	5 cc	10 mL	100876	04/27/13 14:16	AT	TAL IRV
Total/NA	Analysis	8260B/CA_LUFTMS		1	5 cc	10 mL	100877	04/27/13 14:16	AT	TAL IRV

**Laboratory References:**

TAL IRV = TestAmerica Irvine, 17461 Derian Ave, Suite 100, Irvine, CA 92614-5817, TEL (949)261-1022

# QC Sample Results

Client: Conestoga-Rovers & Associates, Inc.  
Project/Site: 4212 First St., Pleasanton, CA

TestAmerica Job ID: 440-44871-1

## Method: 8260B - Volatile Organic Compounds (GC/MS)

**Lab Sample ID: MB 440-100876/5**

**Matrix: Air**

**Analysis Batch: 100876**

**Client Sample ID: Method Blank**

**Prep Type: Total/NA**

Analyte	MB Result	MB Qualifier	RL	MDL	Unit	D	Prepared	Analyzed	Dil Fac
Benzene	ND		2.0		mg/m3			04/27/13 10:51	1
Ethylbenzene	ND		2.0		mg/m3			04/27/13 10:51	1
Methyl-t-Butyl Ether (MTBE)	ND		2.0		mg/m3			04/27/13 10:51	1
Toluene	ND		2.0		mg/m3			04/27/13 10:51	1
Xylenes, Total	ND		6.0		mg/m3			04/27/13 10:51	1
tert-Butyl alcohol (TBA)	ND		200		mg/m3			04/27/13 10:51	1

Analyte	MB Result	MB Qualifier	RL	MDL	Unit	D	Prepared	Analyzed	Dil Fac
Benzene	ND		0.63		ppm v/v			04/27/13 10:51	1
Ethylbenzene	ND		0.46		ppm v/v			04/27/13 10:51	1
Methyl-t-Butyl Ether (MTBE)	ND		0.55		ppm v/v			04/27/13 10:51	1
Toluene	ND		0.53		ppm v/v			04/27/13 10:51	1
Xylenes, Total	ND		1.4		ppm v/v			04/27/13 10:51	1
tert-Butyl alcohol (TBA)	ND		66		ppm v/v			04/27/13 10:51	1

Surrogate	MB %Recovery	MB Qualifier	Limits	Prepared	Analyzed	Dil Fac
4-Bromofluorobenzene (Surr)	87		80 - 120		04/27/13 10:51	1
Dibromofluoromethane (Surr)	103		80 - 120		04/27/13 10:51	1
Toluene-d8 (Surr)	100		80 - 120		04/27/13 10:51	1

**Lab Sample ID: LCS 440-100876/6**

**Matrix: Air**

**Analysis Batch: 100876**

**Client Sample ID: Lab Control Sample**

**Prep Type: Total/NA**

Analyte	Spike Added	LCS Result	LCS Qualifier	Unit	D	%Rec	%Rec. Limits
Benzene	25.0	22.2		mg/m3		89	70 - 120
Ethylbenzene	25.0	23.4		mg/m3		94	75 - 125
m,p-Xylene	50.0	50.0		mg/m3		100	75 - 125
Methyl-t-Butyl Ether (MTBE)	25.0	21.6		mg/m3		86	60 - 135
o-Xylene	25.0	25.6		mg/m3		102	75 - 125
Toluene	25.0	23.5		mg/m3		94	70 - 120
tert-Butyl alcohol (TBA)	125	162		mg/m3		130	70 - 135

Analyte	Spike Added	LCS Result	LCS Qualifier	Unit	D	%Rec	%Rec. Limits
Benzene	7.8	6.96		ppm v/v		89	70 - 120
Ethylbenzene	5.8	5.40		ppm v/v		94	75 - 125
m,p-Xylene	12	11.5		ppm v/v		100	75 - 125
Methyl-t-Butyl Ether (MTBE)	6.9	5.99		ppm v/v		86	60 - 135
o-Xylene	5.8	5.89		ppm v/v		102	75 - 125
Toluene	6.6	6.24		ppm v/v		94	70 - 120
tert-Butyl alcohol (TBA)	41	53.4		ppm v/v		130	70 - 135

Surrogate	LCS %Recovery	LCS Qualifier	Limits
4-Bromofluorobenzene (Surr)	97		80 - 120
Dibromofluoromethane (Surr)	105		80 - 120
Toluene-d8 (Surr)	98		80 - 120

TestAmerica Irvine



# QC Sample Results

Client: Conestoga-Rovers & Associates, Inc.  
Project/Site: 4212 First St., Pleasanton, CA

TestAmerica Job ID: 440-44871-1

## Method: 8260B - Volatile Organic Compounds (GC/MS) (Continued)

**Lab Sample ID: 440-44871-1 DU**

**Matrix: Air**

**Analysis Batch: 100876**

**Client Sample ID: SVE-4**

**Prep Type: Total/NA**

Analyte	Sample Result	Sample Qualifier	DU Result	DU Qualifier	Unit	D	RPD	Limit
Benzene	ND		ND		mg/m3		NC	20
Ethylbenzene	ND		ND		mg/m3		NC	20
Methyl-t-Butyl Ether (MTBE)	ND		ND		mg/m3		NC	25
Toluene	ND		ND		mg/m3		NC	20
Xylenes, Total	ND		ND		mg/m3		NC	20
tert-Butyl alcohol (TBA)	ND		ND		mg/m3		NC	20

Analyte	Sample Result	Sample Qualifier	DU Result	DU Qualifier	Unit	D	RPD	Limit
Benzene	ND		ND		ppm v/v		NC	20
Ethylbenzene	ND		ND		ppm v/v		NC	20
Methyl-t-Butyl Ether (MTBE)	ND		ND		ppm v/v		NC	25
Toluene	ND		ND		ppm v/v		NC	20
Xylenes, Total	ND		ND		ppm v/v		NC	20
tert-Butyl alcohol (TBA)	ND		ND		ppm v/v		NC	20

Surrogate	DU %Recovery	DU Qualifier	Limits
4-Bromofluorobenzene (Surr)	87		80 - 120
Dibromofluoromethane (Surr)	98		80 - 120
Toluene-d8 (Surr)	99		80 - 120

## Method: 8260B/CA\_LUFTMS - Volatile Organic Compounds by GC/MS

**Lab Sample ID: MB 440-100877/5**

**Matrix: Air**

**Analysis Batch: 100877**

**Client Sample ID: Method Blank**

**Prep Type: Total/NA**

Analyte	MB Result	MB Qualifier	RL	MDL	Unit	D	Prepared	Analyzed	Dil Fac
Volatile Fuel Hydrocarbons (C4-C12)	ND		100		mg/m3			04/27/13 10:51	1

Analyte	MB Result	MB Qualifier	RL	MDL	Unit	D	Prepared	Analyzed	Dil Fac
Volatile Fuel Hydrocarbons (C4-C12)	ND		24		ppm v/v			04/27/13 10:51	1

Surrogate	MB %Recovery	MB Qualifier	Limits	Prepared	Analyzed	Dil Fac
Dibromofluoromethane (Surr)	103		80 - 120		04/27/13 10:51	1
4-Bromofluorobenzene (Surr)	87		80 - 120		04/27/13 10:51	1
Toluene-d8 (Surr)	100		80 - 120		04/27/13 10:51	1

**Lab Sample ID: LCS 440-100877/7**

**Matrix: Air**

**Analysis Batch: 100877**

**Client Sample ID: Lab Control Sample**

**Prep Type: Total/NA**

Analyte	Spike Added	LCS Result	LCS Qualifier	Unit	D	%Rec	%Rec. Limits
Volatile Fuel Hydrocarbons (C4-C12)	500	497		mg/m3		99	55 - 130

Analyte	Spike Added	LCS Result	LCS Qualifier	Unit	D	%Rec	%Rec. Limits
Volatile Fuel Hydrocarbons (C4-C12)	120	122		ppm v/v		99	55 - 130

TestAmerica Irvine

# QC Sample Results

Client: Conestoga-Rovers & Associates, Inc.  
 Project/Site: 4212 First St., Pleasanton, CA

TestAmerica Job ID: 440-44871-1

## Method: 8260B/CA\_LUFTMS - Volatile Organic Compounds by GC/MS (Continued)

**Lab Sample ID: LCS 440-1008777**

**Matrix: Air**

**Analysis Batch: 100877**

**Client Sample ID: Lab Control Sample**

**Prep Type: Total/NA**

<i>Surrogate</i>	<i>LCS</i>		<i>Limits</i>
	<i>%Recovery</i>	<i>Qualifier</i>	
<i>Dibromofluoromethane (Surr)</i>	96		80 - 120
<i>4-Bromofluorobenzene (Surr)</i>	91		80 - 120
<i>Toluene-d8 (Surr)</i>	104		80 - 120

**Lab Sample ID: 440-44871-1 DU**

**Matrix: Air**

**Analysis Batch: 100877**

**Client Sample ID: SVE-4**

**Prep Type: Total/NA**

<i>Analyte</i>	<i>Sample</i>	<i>Sample</i>	<i>DU</i>	<i>DU</i>	<i>Unit</i>	<i>D</i>	<i>RPD</i>	<i>Limit</i>
	<i>Result</i>	<i>Qualifier</i>	<i>Result</i>	<i>Qualifier</i>				
Volatile Fuel Hydrocarbons (C4-C12)	ND		ND		mg/m3		NC	20

<i>Analyte</i>	<i>Sample</i>	<i>Sample</i>	<i>DU</i>	<i>DU</i>	<i>Unit</i>	<i>D</i>	<i>RPD</i>	<i>Limit</i>
	<i>Result</i>	<i>Qualifier</i>	<i>Result</i>	<i>Qualifier</i>				
Volatile Fuel Hydrocarbons (C4-C12)	ND		ND		ppm v/v		NC	20

<i>Surrogate</i>	<i>DU</i>		<i>Limits</i>
	<i>%Recovery</i>	<i>Qualifier</i>	
<i>Dibromofluoromethane (Surr)</i>	98		80 - 120
<i>4-Bromofluorobenzene (Surr)</i>	87		80 - 120
<i>Toluene-d8 (Surr)</i>	99		80 - 120

# QC Association Summary

Client: Conestoga-Rovers & Associates, Inc.  
Project/Site: 4212 First St., Pleasanton, CA

TestAmerica Job ID: 440-44871-1

## GC/MS VOA

### Analysis Batch: 100876

Lab Sample ID	Client Sample ID	Prep Type	Matrix	Method	Prep Batch
440-44871-1	SVE-4	Total/NA	Air	8260B	
440-44871-1 DU	SVE-4	Total/NA	Air	8260B	
440-44871-2	SVE-2	Total/NA	Air	8260B	
440-44871-3	SVE-4	Total/NA	Air	8260B	
440-44871-4	SVE-2	Total/NA	Air	8260B	
LCS 440-100876/6	Lab Control Sample	Total/NA	Air	8260B	
MB 440-100876/5	Method Blank	Total/NA	Air	8260B	

### Analysis Batch: 100877

Lab Sample ID	Client Sample ID	Prep Type	Matrix	Method	Prep Batch
440-44871-1	SVE-4	Total/NA	Air	8260B/CA_LUFT MS	
440-44871-1 DU	SVE-4	Total/NA	Air	8260B/CA_LUFT MS	
440-44871-2	SVE-2	Total/NA	Air	8260B/CA_LUFT MS	
440-44871-3	SVE-4	Total/NA	Air	8260B/CA_LUFT MS	
440-44871-4	SVE-2	Total/NA	Air	8260B/CA_LUFT MS	
LCS 440-100877/7	Lab Control Sample	Total/NA	Air	8260B/CA_LUFT MS	
MB 440-100877/5	Method Blank	Total/NA	Air	8260B/CA_LUFT MS	

## Definitions/Glossary

Client: Conestoga-Rovers & Associates, Inc.  
Project/Site: 4212 First St., Pleasanton, CA

TestAmerica Job ID: 440-44871-1

### Glossary

Abbreviation	These commonly used abbreviations may or may not be present in this report.
▫	Listed under the "D" column to designate that the result is reported on a dry weight basis
%R	Percent Recovery
CNF	Contains no Free Liquid
DER	Duplicate error ratio (normalized absolute difference)
DL, RA, RE, IN	Indicates a Dilution, Re-analysis, Re-extraction, or additional Initial metals/anion analysis of the sample
DLC	Decision level concentration
MDA	Minimum detectable activity
EDL	Estimated Detection Limit
MDC	Minimum detectable concentration
MDL	Method Detection Limit
ML	Minimum Level (Dioxin)
ND	Not detected at the reporting limit (or MDL or EDL if shown)
PQL	Practical Quantitation Limit
QC	Quality Control
RER	Relative error ratio
RL	Reporting Limit or Requested Limit (Radiochemistry)
RPD	Relative Percent Difference, a measure of the relative difference between two points
TEF	Toxicity Equivalent Factor (Dioxin)
TEQ	Toxicity Equivalent Quotient (Dioxin)

# Certification Summary

Client: Conestoga-Rovers & Associates, Inc.  
Project/Site: 4212 First St., Pleasanton, CA

TestAmerica Job ID: 440-44871-1

## Laboratory: TestAmerica Irvine

All certifications held by this laboratory are listed. Not all certifications are applicable to this report.

Authority	Program	EPA Region	Certification ID	Expiration Date
Alaska	State Program	10	CA01531	06-30-13
Arizona	State Program	9	AZ0671	10-13-13
California	LA Cty Sanitation Districts	9	10256	01-31-14
California	NELAP	9	1108CA	01-31-14
California	State Program	9	2706	06-30-14
Guam	State Program	9	Cert. No. 12.002r	03-28-13 *
Hawaii	State Program	9	N/A	01-31-14
Nevada	State Program	9	CA015312007A	07-31-13
Northern Mariana Islands	State Program	9	MP0002	01-31-14
Oregon	NELAP	10	4005	09-12-13
USDA	Federal		P330-09-00080	06-06-14
USEPA UCMR	Federal	1	CA01531	01-31-15

\* Expired certification is currently pending renewal and is considered valid.

TestAmerica Irvine



# Shell Oil Products Chain Of Custody Record

### LAB (LOCATION)

- CALSCIENCE ( )
- SPL ( )
- XENCO ( )
- TEST AMERICA ( )
- OTHER ( )

**Please Check Appropriate Box:**

<input type="checkbox"/> ENV. SERVICES	<input type="checkbox"/> MOTIVA RETAIL	<input type="checkbox"/> SHELL RETAIL
<input type="checkbox"/> MOTIVA SD&CM	<input checked="" type="checkbox"/> CONSULTANT	<input type="checkbox"/> LUBES
<input type="checkbox"/> SHELL PIPELINE	<input type="checkbox"/> OTHER _____	

**Print Bill To Contact Name:** Peter Schaefer 240523

**INCIDENT # (ENV SERVICES):** 9 8 9 9 5 8 4 0

**DATE:** 4-25-2013

**PO #:** 2 4 0 5 2 3

**SAP #:** 1 3 5 7 8 2

**CHECK IF NO INCIDENT # APPLIES:**

**PAGE:** 1 of 1

**SAMPLING COMPANY:** Conestoga-Rovers & Associates

**ADDRESS:** 5900 Hollis St, Suite A, Emeryville, CA 94608

**PROJECT CONTACT (Hardcopy or PDF Report to):** Peter Schaefer

**TELEPHONE:** 510-420-3319

**FAX:** 510-420-9170

**E-MAIL:** pschaefer@craworld.com; jradon@craworld.com

**LOG CODE:** CRAW

**TURNAROUND TIME (CALENDAR DAYS):**

STANDARD (14 DAY)  5 DAYS  3 DAYS  2 DAYS  24 HOURS

RESULTS NEEDED ON WEEKEND

LA - RWQCB REPORT FORMAT  UST AGENCY:

**SITE ADDRESS: Street and City:** 4212 First Street, Pleasanton

**State:** CA

**GLOBAL ID NO.:** RO0000360

**EDP DELIVERABLE TO (Name, Company, Office Location):** Brenda Carter, CRA, Emeryville

**PHONE NO.:** 510-420-0700

**E-MAIL:** emeryvilleedf@craworld.com

**CONSULTANT PROJECT NO.:** 240523-2013-05

**SAMPLER NAME(S) (Print):** Timothy Dias

**LAB USE ONLY:** [Handwritten marks]

**SPECIAL INSTRUCTIONS OR NOTES:**

Copy of final report to Shell.Lab.Billing@craworld.com;  
jradon@craworld.com; mlundberg@craworld.com;  
pschaefer@craworld.com

SHELL CONTRACT RATE APPLIES

STATE REIMBURSEMENT RATE APPLIES

EDD NOT NEEDED

RECEIPT VERIFICATION REQUESTED

Date/Time	Field Sample Identification	SAMPLING		MATRIX	PRESERVATIVE					NO. OF CONT.	REQUESTED ANALYSIS			TEMPERATURE ON RECEIPT °C	Container PID Readings or Laboratory Notes	
		DATE	TIME		HCL	HNO3	H2SO4	NONE	OTHER							
												TEDLAR BAGS				
4/25	SVE-4	9:55	VAPOR				X			1	X	X			11	11
4/25	SVE-2	10:07	↓				↓			1	X	X			11	11
4/25	SVE-4	16:55	↓				↓			1	X	X			11	11
4/25	SVE-2	17:05	↓				↓			1	X	X			11	11

Relinquished by: (Signature) <i>[Signature]</i>	Received by: (Signature) <i>[Signature]</i>	Date: 4-25-13	Time: 16:50
Relinquished by: (Signature) <i>[Signature]</i> 4-25-13 19:30	Received by: (Signature) <i>[Signature]</i>	Date: 4/26/13	Time: 9:50
Relinquished by: (Signature)	Received by: (Signature)	Date:	Time:

4/30/2013



## Login Sample Receipt Checklist

Client: Conestoga-Rovers & Associates, Inc.

Job Number: 440-44871-1

**Login Number: 44871**

**List Number: 1**

**Creator: Perez, Angel**

**List Source: TestAmerica Irvine**

Question	Answer	Comment
Radioactivity wasn't checked or is <math>\leq</math> background as measured by a survey meter.	N/A	
The cooler's custody seal, if present, is intact.	True	
Sample custody seals, if present, are intact.	True	
The cooler or samples do not appear to have been compromised or tampered with.	True	
Samples were received on ice.	N/A	
Cooler Temperature is acceptable.	True	
Cooler Temperature is recorded.	True	
COC is present.	True	
COC is filled out in ink and legible.	True	
COC is filled out with all pertinent information.	True	
Is the Field Sampler's name present on COC?	True	Timothy Dias
There are no discrepancies between the containers received and the COC.	True	
Samples are received within Holding Time.	True	
Sample containers have legible labels.	True	
Containers are not broken or leaking.	True	
Sample collection date/times are provided.	True	
Appropriate sample containers are used.	True	
Sample bottles are completely filled.	True	
Sample Preservation Verified.	N/A	
There is sufficient vol. for all requested analyses, incl. any requested MS/MSDs	True	
Containers requiring zero headspace have no headspace or bubble is <math><6\text{mm}</math> (1/4").	N/A	
Multiphasic samples are not present.	N/A	
Samples do not require splitting or compositing.	N/A	
Residual Chlorine Checked.	N/A	