

R0359



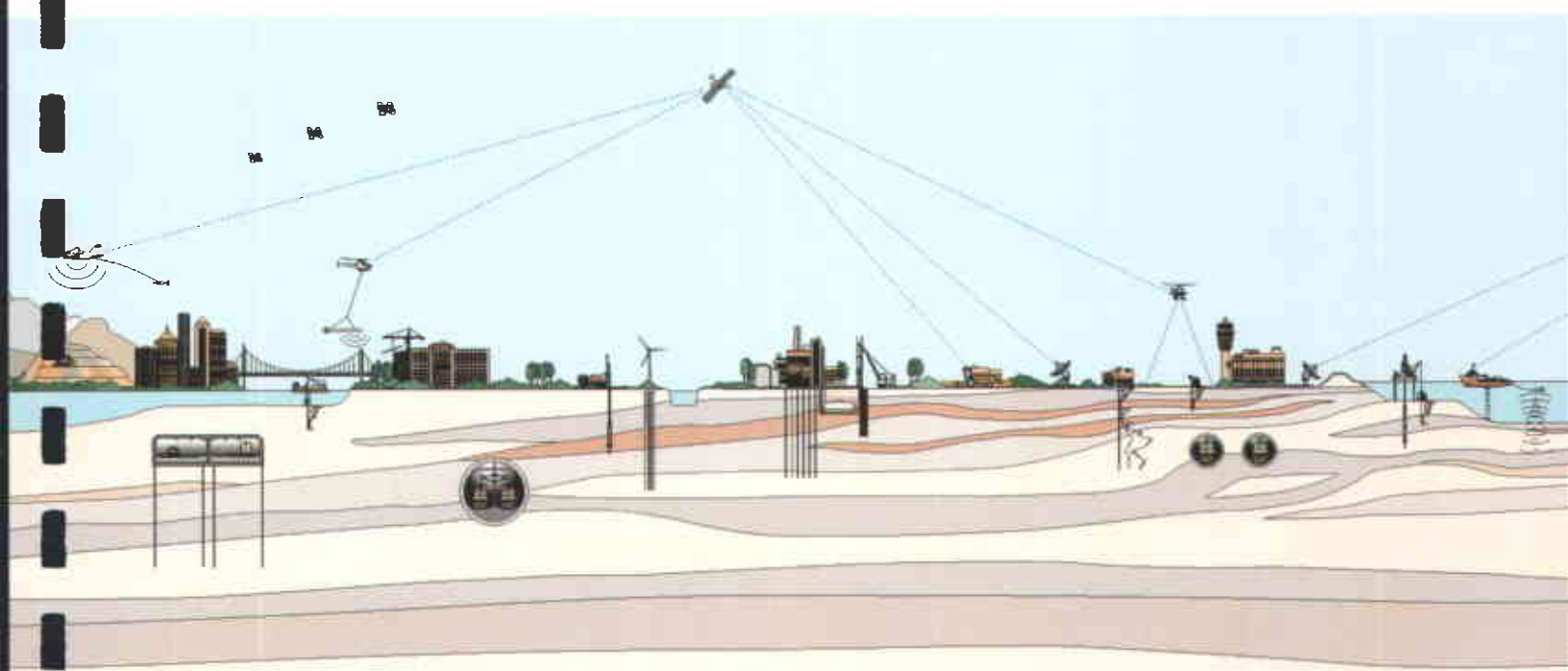
FUGRO WEST, INC.

**GROUNDWATER MONITORING REPORT
AND SUPPLEMENTAL WORK PLAN ADDENDUM
2250 TELEGRAPH AVENUE
OAKLAND, CALIFORNIA**

Prepared for:
BUTTNER PROPERTIES

OCTOBER 2005

Project No. 609.004





FUGRO WEST, INC.

1000 Broadway, Suite 200
Oakland, California 94607
Tel: (510) 268-0461
Fax: (510) 268-0137

October 14, 2005
Project No. 609.004

Buttner Properties
600 West Grand Avenue
Oakland, California 94612

Attention: Ms. Marianne Robison

Subject: Groundwater Monitoring Report and
Supplemental Work Plan Addendum
2250 Telegraph Avenue
Oakland, California

Alameda County
OCT 21 2005
Environmental Health

Dear Ms. Robison:

Fugro West, Inc., (Fugro) is pleased to present this letter which records the results of the April and August 2005 groundwater monitoring events for the referenced site (Site), and presents a Supplemental Work Plan Addendum for Additional Site Study previously described in our February 2004 Work Plan. The groundwater monitoring program has been implemented in accordance with our February 2004 Work Plan and the Addendum to our Work Plan dated August 5, 2004. During these monitoring events, Fugro sampled the four wells located onsite, as well as two wells located offsite to the south and southeast within the right-of-way of the heavily traveled West Grand Avenue. The site location is shown on the Vicinity Map, Plate 1 and the locations of the wells are shown on the Site Plan, Plate 2.

Fugro's February 2004 Work Plan described a soil, soil vapor and groundwater data gap investigation to supplement existing data and provide guidance to the redevelopment design team. Responding to initial comments from Alameda County Environmental Health (ACEH) staff Fugro submitted a Work Plan Addendum letter dated August 5, 2004. In their letter dated August 19, 2005, the ACHCSA requested further clarification for the proposed scope of services. Following the results of the groundwater monitoring events, our supplemental response to the August 19, 2005 letter are provided.

BACKGROUND

In August 1990, 10,000-gallon gasoline underground gasoline storage tanks (UST) and one 280-gallon waste oil UST were removed from the Site. Approximately 500 cubic yards of gasoline-impacted soil were excavated from the former UST and pump island areas, and with concurrence from the ACEH the contaminated soils were aerated onsite in 1990 and 1991 and disposed at a Class III sanitary landfill. The excavations were backfilled with clean imported materials, placed and compacted under engineering supervision, and the area was resurfaced with asphalt pavement.





In February 1994, contaminated soils near the former waste oil tank were over-excavated and removed from the Site, four groundwater monitoring wells (MW-1 through MW-4) were installed onsite, and a groundwater monitoring program was implemented. In May 1996, five temporary well points were installed and grab groundwater samples were obtained as part of a supplemental investigation to assist in determining locations for the installation of offsite monitoring wells. Two monitoring wells (MW-5 and MW-6) were installed at offsite locations, downgradient from the former UST excavations, in June 1997. In response to ACEH letters dated June 16, 1998 and November 8, 1999, all groundwater monitoring wells (MW-1 through MW-6) were monitored and sampled on a semi-annual basis through 2001.

In their letter dated January 16, 2002, the ACEH recommended a risk assessment and sensitive receptor survey be conducted to determine whether the Site may be considered a "low risk". While in the process of conducting these activities a subsequent letter from the ACEH dated April 4, 2003, was received by the property owner. The April 2003 letter requested additional source and site characterization studies, a preferential pathway study and a well survey be conducted. In response to these requests, Fugro prepared a Preferential Pathway and Preliminary Risk Evaluation report dated February 19, 2004. Fugro conducted research at the City offices to identify the location of preferential pathways in the immediate vicinity and evaluated the presence of sensitive receptors in the area. Fugro also compared detected concentrations to the Environmental Screening Levels established by the Regional Water Quality Control Board (RWQCB) for classification of impacted sites. Results of these studies indicated the following:

- Source material has been removed from the Site and the Site has been restored to allow the continued use of the Site.
- Residual concentrations of TPH in soil beneath the onsite structure and concentrations in groundwater do not pose an immediate and significant risk to human health or the environment considering the current commercial use of the Site.
- Groundwater below West Grand Avenue is impacted by commingled petroleum releases. MTBE was not used onsite as the UST's were removed prior to its introduction, yet MTBE has historically been detected in offsite well MW-6.
- No drinking water wells exist within a half mile radius of the Site.
- No utility corridors were located on or offsite, which would create a preferential migration pathway for contaminants of concern. City infrastructure maps indicate that storm and sanitary sewer mainlines do not extend below West Grand Avenue, they extend below Telegraph Avenue, situated along the upgradient side of the Site, and below Valley Street further to the east. Only one shallow storm drain connector extends from the south east corner of the Site to Valley Street, and the connector is located above the groundwater surface.
- Shallow groundwater in the downtown Oakland area is not considered nor currently used as a potable water source.



- With the exception of possible upward migration of soil gas vapors, no exposure pathways currently exist.

Fugro developed a scope of work (presented in our February 2004 report) to define the lateral extent of onsite soil and groundwater impacts, and to evaluate the potential for soil gas vapors to impact proposed occupants of the Site. Based on responses to comments from ACEH and given new information from the property owner regarding proposed redevelopment designs, Fugro is proposing to conduct the investigations in phases as further described in our response to ACEH comments included herein.

GROUNDWATER MONITORING

Prior to commencement of monitoring activities, Fugro applied for a traffic control permit from the City of Oakland Department of Public Works Transportation Division so that the offsite wells could be sampled. To obtain the permit, Fugro completed and submitted a traffic control plan in accordance with City requirements.

Fugro conducted two quarterly monitoring events; one in April and one in August 2005. Prior to sampling, the presence of free product was checked and the depth to groundwater was measured in all six wells. No free product was observed in any of the wells. Each well was then purged of approximately three casing volumes of water while monitoring for changes in water pH, conductivity, and temperature. Once the water levels stabilized to within 80 percent of their initial levels, the wells were sampled with clean disposable bailers. Samples were retained in glass containers pre-cleaned by the laboratory in accordance with EPA protocols. The containers were placed in an ice filled cooler and kept chilled pending delivery to the laboratory.

The samples for each event were submitted under appropriate chain of custody documents to Curtis & Tompkins, Ltd., a laboratory certified by the State of California Department of Health Services for hazardous waste and water testing. A sample from each well was analyzed for the following constituents:

- Total volatile hydrocarbons as gasoline (TVHg), EPA Methods 5030/8015;
- Total extractable hydrocarbons as diesel and motor oil (TEHd and mo), EPA Methods 8015m, using silica gel cleanup;
- Benzene, toluene, ethylbenzene and xylenes (BTEX);
- Lead Scavengers including; dichloroethane and dibromoethane; and
- Five fuel oxygenates by EPA Methods 8260 including:
Methyl tertiary butyl ether (MTBE), tert butyl alcohol (TBA), isopropyl ether (DIPE), ethyl tert-butyl ether (ETBE), and methyl tert-amyl ether (TAME)

Well sampling forms, chain-of-custody documents, and the analytical test reports are attached in Appendix A. Groundwater elevation data are summarized in Table 1. Analytical test results are summarized in Table 2.



GROUNDWATER FLOW DIRECTION

As requested by the ACEH, the groundwater flow directions for the April and August 2005 groundwater monitoring events are presented in a Rose Diagram, on Plate 2. The gradient varied from 0.033 ft/ft to 0.024 ft/ft directed toward the east-south east, respectively between April and August 2005. A more comprehensive evaluation of the gradient will be included with the Additional Site Study report. Historic groundwater elevation data are presented in Table 1.

APRIL 2005 GROUNDWATER MONITORING EVENT RESULTS

Based on the groundwater elevation data presented in Table 1, the groundwater gradient remains generally consistent with previous measurements. Groundwater was encountered at elevations of about 9 to 10.5 feet MSL on the west side of the Site and about 8.80 feet MSL on the east side of the Site during this event. The gradient is relatively flat and tends toward the east-south east.

Fugro's field geologist noticed hydrocarbon odors during purging and sampling well MW-4, however, no free product was observed. TVHg was detected during this event in samples from wells MW-1 (520 micrograms/liter (ug/l)), MW-4 (2,900 ug/l), and MW-6 (2,100 ug/l). TEHd was detected in samples from wells MW-1 (99 ug/l), MW-4 (2,200 ug/l), and MW-6 (890 ug/l). TEHmo was detected in well MW-4 (2,500 ug/l).

Analysis also detected benzene (3.3 ug/l) and toluene (1.8 ug/l) in MW-1 and total xylenes concentrations ranging from of 4.6 to 5.9 ug/l in samples from wells MW-1, MW-4 and MW-6. Trace MTBE concentrations of 0.7 ug/l were detected in the sample from well MW-6 during this event using EPA Method 8260. None of the lead scavengers or remaining fuel oxygenates were detected in any of the samples analyzed.

With the exception of detected TEHmo concentrations in MW-4, the chemical constituents measured in the samples are similar in concentration to those historically measured during previous events. Hence, it appears that the plume is relatively stabilized.

AUGUST 2005 GROUNDWATER MONITORING EVENT RESULTS

Based on the groundwater elevation data presented in Table 1, the groundwater gradient remains generally consistent with previous measurements. Groundwater was encountered at elevations slightly lower than those measured in April 2005, with the exception of well MW-4 where the groundwater elevation maybe influenced by the former tank pit or a water line leak. The gradient is relatively flat and tends generally toward the east-south east.

Fugro's field geologist noticed hydrocarbon odor during purging and sampling wells MW-4 and MW-6; however, no free product was observed. TVHg was detected during this event in samples from wells MW-1 (480 ug/l), MW-3 (410 ug/l), MW-4 (2,000 ug/l), and MW-6 (2,100 ug/l). TEHd was detected in samples from wells MW-1 (62 ug/l), MW-3 (150 ug/l), MW-4 (2,100), and MW-6 (670 ug/l). TEHmo was detected in samples from wells MW-3 (750 ug/l) and MW-4 (3,400 ug/l).



Analysis also detected benzene (17 ug/l) and ethylbenzene in (0.87 ug/l) in well MW-3, and total xylenes concentrations ranging from 1.4 to 5.8 ug/l in samples from wells MW-1, MW-3 and MW-4. No MTBE concentrations were detected in any of the samples tested during this event. However, analysis detected 18 ug/L of tert butyl alcohol (TBA) in MW-1. None of the lead scavengers or remaining fuel oxygenates were detected in any of the samples analyzed.

With the exception of detected TEHmo concentrations in wells MW-3 and MW-4, benzene concentrations in well MW-3, and TBA concentration in well MW-1 the chemical constituents measured in the samples are similar in concentration to those historically measured during previous events.

NEXT GROUNDWATER MONITORING EVENT

The next scheduled event will be conducted during the month of November.

SUPPLEMENTAL WORK PLAN ADDENDUM

Fugro presents these revisions to our Work Plan for Additional Site Study dated February 2004, as previously revised by our Addendum dated August 5, 2004. The purpose of the revisions described and clarified herein is to:

- (1) Acknowledge receipt of the technical comments provided by the ACEH in their letter dated August 19, 2005; and
- (2) Clarify work plan elements/tasks by addressing each of the technical comments.

In general, the Additional Site Study investigation will be conducted in phases. The initial phase of the site study will consist of advancing 17 geoprobes to about 15 feet below ground level (bgs) to facilitate collection of additional soil and grab groundwater samples, which will be chemically analyzed to fill in data gaps (Plate 3). The second phase of the study will involve collecting soil vapor samples at numerous locations across the Site. The location and depth of the soil vapor sampling points will be determined based on the results of the initial phase of the study and information provided by the site redevelopment design team. The site redevelopment design team is in current discussions with the City of Oakland planning department regarding the proposed development. Information from the initial phase of investigation will be discussed with the City of Oakland and Buttner Properties to refine design schemes.

As described in the February 2004 Work Plan and August 2004 Addendum, samples will be collected and analyzed following standard and customary practices of the environmental characterization industry. Based on previous site investigation findings, the Site is underlain by interbedded alluvial deposits consisting of varying gradations of sandy and silty clay. The deposit is characterized as an unconsolidated, moderately sorted mixture of sandy, silty, and clayey sediments, with both fine-grained and coarse-grained material present. Historically, the depth to groundwater onsite varies from 9 to 12 feet bgs depending on the seasonal and annual fluctuations.



Residual soils impacted by UST source area releases are present predominantly in a thin layer of soil which is coincident with the groundwater fluctuation zone situated between depths of 9 and 12 feet bgs. Based on the studies conducted to date, shallower impacted soil remains onsite and appears to be associated with releases from the former waste oil tank and the area of the former dispenser islands.

Technical Comments Raised in August 9, 2005 LOP Letter

Comment 1 – Site Characterization

... most of the sampling locations proposed appear to be suitable for groundwater sampling for site characterization. Temporary Well Point 4 collected on West Grand Avenue south of the property found 11,000 ug/l TVHg, 1,900 ug/l TPHd and 130 ug/l benzene. Additional groundwater samples south of Temporary Well Point 4 should be considered. Include your proposal for collecting additional groundwater samples to define the lateral and vertical extent of the dissolved contaminant plumes in the Work Plan Addendum Revision requested below.

✓ **Response:** Proposed fieldwork will consist of characterizing soil, soil vapor and groundwater that exists onsite to assist in providing information to the site redevelopment team. Impacts that may have been the result of site releases do not in our opinion extend significantly beyond the site perimeter, and the releases occurred prior to 1990. Temporary Well Point 4 is located in the traffic way of the heavily traveled West Grand Avenue. Studies conducted to date strongly suggest that plumes that did not originate from the 2250 Telegraph site are impacting the area below West Grand Avenue. Samples from offsite well MW-6 have historically contained MTBE, an additive in use after the 2250 Telegraph UST's were removed (1990). Source materials have been since removed and the subject site's impacted plume has been allowed to natural attenuate for almost 15 years. Monitoring of the two offsite wells (MW-5 and MW-6) is providing sufficient information upon which to discern impacts below West Grand Avenue.

Comment 2 – Source Characterization

Your proposal for geoprobes does not indicate depths. Vertical delineation requires sampling at sufficient depths. Soil sample WO-6@11 found 250 milligrams/kilogram (mg/kg) TPHd, 640 mg/kg TPH-Motor Oil (TPH-MO and 1,700 mg/kg oil and grease (O&G). Soil sample WO-8@11.5 found 100 mg/kg TPH-G, 680 mg/kg TPH=D, 1,100 mg/kg TPH-MO, and 2,700 mg/kg O&G. Soil sample WO-10@11.5 found 210 mg/kg TPHd, 360 mg/kg TPH-MO and 470 mg/kg O&G. Please propose depths for the geoprobes in the source area by the waste tank oil excavation in the Work Plan Addendum Revision Requested below.

Response: Specifically in the former waste oil tank area we propose to collect a continuous soil cores from the groundsurface to 15 feet bgs, and to submit samples from depths of 5 to 6 feet, 10 to 11 feet, and at 15 feet, bgs for analytical testing. Sample locations are shown on Plate 3.



Comment 3 – Boring Soil Sampling in the source areas



...Only one soil sample from the vadose zone from each geoprobe is proposed. Soil samples shall be collected at a minimum of every 5 feet, including at changes of lithology, at the soil/groundwater interface and at areas of obvious contamination. Please modify your proposal for source area boring soil sampling in the Work Plan Addendum Revision requested below.

Response: To continue to provide data gap information, geoprobes will be advanced to depths of 15 feet bgs and soil will be continuously collected for field and laboratory analysis. During geoprobe installation soil cores will be screened frequently in the field using visual and olfactory methods, as well as an Organic Vapor Meter (OVM). Samples with the highest OVM readings from each location will be submitted for chemical analysis. In addition Fugro will submit samples that appear to bracket the impacted zone, and those that appear to adequately supplement existing data.

IMPLEMENTATION OF THE ADDITIONAL SITE STUDY

Pending **written** approval of the February 2004 Work Plan, the August 2004 Addendum, and the Supplemental Addendum described herein, Fugro on behalf of the property owner, Buttner Properties, will implement the initial phase of the Additional Site Study. We anticipate that a report of findings would be submitted within 60 days of starting the field work. We will keep ACEH apprised of the work and report deliverable schedule.

If you have any questions, please call either of the undersigned at (510) 268.0461.



Sincerely,

FUGRO WEST, INC.

Obi Nzewi
Project Geologist

Jeriann N. Alexander, P.E., R.E.A.
Project Manager
Civil Engineer 40469 (exp. 3/31/07)
REA 3130 (exp. 7/06)

ON/JNA:rp



Attachments: Table 1 - Groundwater Elevation Data
Table 2 - Summary of Contaminants in Groundwater
Plate 1 - Vicinity Map
Plate 2 - Site Plan with Groundwater Rose Diagram
Plate 3 - Site Plan with Revised Proposed Sampling Locations
Well Sampling Forms
Analytical Test Report and Chain-of-Custody Form

Copies Submitted: (3) Addressee
Mr. Tim Robison, Ph.D. (1)
Mr. Don Hwang (Alameda County Health Care Services Agency -1) ✓



Table 1
Groundwater Elevation Data
Buttner Properties
Oakland, California

| <u>Monitoring Well</u> | <u>Date</u> | <u>TOC Elevation (feet) MSL</u> | <u>DTW (feet)</u> | <u>Elevation (feet) MSL</u> |
|------------------------|-------------|---------------------------------|-------------------|-----------------------------|
| MW-1 | 3/3/1994 | 20.55 | 10.39 | 10.16 |
| | 3/10/1994 | | 10.54 | 10.01 |
| | 6/6/1994 | | 11.36 | 9.19 |
| | 9/7/1994 | | 11.92 | 8.63 |
| | 12/22/1994 | | 10.83 | 9.72 |
| | 3/17/1995 | | 9.73 | 10.82 |
| | 6/27/1995 | | 10.51 | 10.04 |
| | 9/18/1995 | | 11.12 | 9.43 |
| | 5/30/1996 | | 10.49 | 10.06 |
| | 7/9/1997 | | 11.79 | 8.76 |
| | 8/21/1998 | | 11.00 | 9.55 |
| | 10/6/1998 | | 11.84 | 8.71 |
| | 2/24/1999 | | 9.74 | 10.81 |
| | 6/30/2000 | | 11.28 | 9.27 |
| | 4/27/2001 | | 10.56 | 9.99 |
| | 4/14/2005 | | 10.12 | 10.43 |
| 8/1/2005 | 10.56 | 9.99 | | |
| MW-2 | 3/3/1994 | 20.03 | 10.37 | 9.66 |
| | 3/10/1994 | | 10.53 | 9.50 |
| | 6/6/1994 | | 11.15 | 8.88 |
| | 9/7/1994 | | 11.72 | 8.31 |
| | 12/22/1994 | | 11.27 | 8.76 |
| | 3/17/1995 | | 9.85 | 10.18 |
| | 6/27/1995 | | 10.70 | 9.33 |
| | 9/18/1995 | | 11.67 | 8.36 |
| | 5/30/1996 | | 11.56 | 8.47 |
| | 7/9/1997 | | 11.52 | 8.51 |
| | 8/21/1998 | | 11.91 | 8.12 |
| | 10/6/1998 | | 11.57 | 8.46 |
| | 2/24/1999 | | 9.91 | 10.12 |
| | 6/30/2000 | | 11.16 | 8.87 |
| | 4/27/2001 | | 11.32 | 8.71 |
| | 4/14/2005 | | 11.00 | 9.03 |
| 8/1/2005 | 11.67 | 8.36 | | |

Table 2
Chemical Concentrations in Groundwater
Buttner Properties
Oakland, California

| Well | Date | Groundwater Elevation MSL (feet) | Petroleum Hydrocarbons | | | | Volatile Organics | | | | | | | | | | | | | | | | | | |
|-------------------|----------|----------------------------------|------------------------|----------------------|--------------------|-----------------------|-------------------|--------------|--------------------|--------------|-----------------|-----------------|----------|-----------|-----------|-----------|----------------|--------------|--------------|----------|---------------------|--|--|--|--|
| | | | TVH as Gasoline µg/l | TEH as Kerosene µg/l | TEH as Diesel µg/l | TEH as Motor Oil µg/l | Benzene µg/l | Toluene µg/l | Ethyl-benzene µg/l | Xylenes µg/l | MTBE -8020 µg/l | MTBE -8260 µg/l | TBA µg/l | DIPE µg/l | ETBE µg/l | TAME µg/l | 1,1,1-TCA µg/l | 1,2-DCA µg/l | 1,2-DBA µg/l | PCE µg/l | Chloro-Benzene µg/l | | | | |
| Soil Gas ESL* | | | NV | NV | NV | NV | 540 | 380,000 | 170,000 | 160,000 | 24,000 | | | | | | | | | | | | | | |
| Groundwater ESL** | | | 100 | 100 | 100 | 100 | 1 | 40 | 30 | 20 | 5 | | | | | | | | | | | | | | |
| Temp. Well 1 | 5/31/96 | -- | 13,000 | -- | 37,000 | -- | <50 | <50 | <50 | 380 | -- | -- | -- | -- | -- | <1 | <1 | -- | <1 | <1 | | | | | |
| Temp. Well 2 | 5/30/96 | -- | 250 | -- | <50 | -- | <0.5 | <0.5 | 13 | 3.4 | -- | -- | -- | -- | -- | <1 | <1 | -- | <1 | <1 | | | | | |
| Temp. Well 3 | 5/30/96 | -- | <50 | -- | 83 | -- | <0.5 | <0.5 | <0.5 | <0.5 | -- | -- | -- | -- | -- | <1 | 20 | -- | <1 | <1 | | | | | |
| Temp. Well 4 | 5/31/96 | -- | 11,000 | -- | 1,900 | -- | 130 | 66 | 340 | 260 | -- | -- | -- | -- | -- | <1 | <1 | -- | <1 | <1 | | | | | |
| Temp. Well 5 | 5/30/96 | -- | 70 | -- | 180 | -- | <0.5 | <0.5 | <0.5 | <0.5 | -- | -- | -- | -- | -- | <1 | <1 | -- | <1 | <1 | | | | | |
| MW-1 | 3/3/94 | 10.16 | 300 | <50 | <50 | <0.5 | 1.3 | <0.5 | 2.7 | 3.1 | -- | -- | -- | -- | -- | <0.5 | 5.5 | -- | <0.5 | <0.5 | | | | | |
| | 6/6/94 | 9.19 | 430 | 180+ | <50 | 0.5 | 10 | 2.2 | 6.1 | 7.6 | -- | -- | -- | -- | -- | <0.5 | <0.5 | -- | <0.5 | <0.5 | | | | | |
| | 9/7/94 | 8.63 | 410 | <50 | <50 | <0.5 | 6.4 | 0.8 | 2.6 | 3.8 | -- | -- | -- | -- | -- | <0.5 | 3.8 | -- | <0.5 | <0.5 | | | | | |
| | 12/22/94 | 9.72 | 130 | <50 | <50 | <0.5 | 0.7 | <0.5 | 0.6 | 0.8 | -- | -- | -- | -- | -- | <0.5 | 3.4 | -- | <0.5 | <0.5 | | | | | |
| | 3/17/95 | 10.82 | 1,600 | 170 | <50 | <0.5 | 29 | <0.5 | 9.1 | 6.9 | -- | -- | -- | -- | -- | <0.5 | <0.5 | -- | <0.5 | <0.5 | | | | | |
| | 6/27/95 | 10.04 | 1,100 | <50 | <50 | <0.5 | 14 | <0.5 | 7.1 | 5 | -- | -- | -- | -- | -- | <0.5 | 3.3 | -- | <0.5 | <0.5 | | | | | |
| | 9/18/95 | 9.43 | 370 | -- | 110+ | -- | 4.4 | 0.6 | 2 | 1.4 | -- | -- | -- | -- | -- | <0.5 | 2.4 | -- | <0.5 | <0.5 | | | | | |
| | 8/21/98 | 9.55 | 170 | -- | 62+ | -- | <0.5 | 0.76 | 0.79 | <0.5 | <2.0 | -- | -- | -- | -- | -- | -- | -- | -- | -- | | | | | |
| | 2/24/99 | 10.81 | 20 | -- | 280+ | -- | <0.5 | <0.5 | <0.5 | <0.5 | -- | <2.0 | -- | -- | -- | -- | -- | -- | -- | -- | | | | | |
| | 6/30/00 | 13.47 | 240 | -- | <50 | -- | 0.7 | 0.8 | <0.5 | 0.74 | 4.0 | -- | -- | -- | -- | -- | -- | -- | -- | -- | | | | | |
| | 4/27/01 | 9.99 | 160 | -- | <50 | -- | 3.3 | <0.5 | 0.86 | <0.50 | <2.0 | -- | -- | -- | -- | -- | -- | -- | -- | -- | | | | | |
| | 4/15/05 | 10.43 | 520 | -- | 99 ^{LY} | <0.3 | 3.3 ^C | 1.8 | <0.5 | 4.6 | -- | <0.5 | <10 | <0.5 | <0.5 | <0.5 | -- | 0.6 | <0.5 | -- | | | | | |
| 8/1/05 | 9.99 | 480 | -- | 62 ^{LY} | <0.3 | <0.5 | <0.5 | <0.5 | 2.3 | -- | <0.5 | 18 | <0.5 | <0.5 | <0.5 | -- | <0.5 | <0.5 | -- | | | | | | |
| MW-2 | 3/3/94 | 9.66 | 110 | <50 | <50 | <0.5 | <0.5 | 1.7 | 0.58 | 2.7 | -- | -- | -- | -- | -- | <0.5 | <0.5 | -- | <0.5 | <0.5 | | | | | |
| | 6/6/94 | 8.88 | 100 | <50 | <50 | <0.5 | 11 | <0.5 | 0.7 | 1.1 | -- | -- | -- | -- | -- | <0.5 | <0.5 | -- | <0.5 | <0.5 | | | | | |
| | 9/7/94 | 8.31 | <50 | <50 | <50 | <0.5 | <0.5 | <0.5 | <0.5 | <0.5 | -- | -- | -- | -- | -- | <0.5 | <0.5 | -- | <0.5 | <0.5 | | | | | |
| | 12/22/94 | 8.76 | <50 | <50 | <50 | <0.5 | 0.8 | <0.5 | <0.5 | 0.8 | -- | -- | -- | -- | -- | <0.5 | <0.5 | -- | <0.5 | <0.5 | | | | | |
| | 3/17/95 | 10.18 | 180 | 100 | <50 | <0.5 | 31 | <0.5 | 1 | 1.8 | -- | -- | -- | -- | -- | <0.5 | <0.5 | -- | <0.5 | <0.5 | | | | | |
| | 6/27/95 | 9.33 | 80 | <50 | <50 | <0.5 | 6 | <0.5 | <0.5 | <0.5 | -- | -- | -- | -- | -- | <0.5 | <0.5 | -- | <0.5 | <0.5 | | | | | |
| | 9/18/95 | 8.36 | <50 | -- | <50 | -- | <0.5 | <0.5 | <0.5 | <0.5 | -- | -- | -- | -- | -- | <0.5 | <0.5 | -- | <0.5 | <0.5 | | | | | |
| | 8/21/98 | 8.12 | <50 | -- | <50 | -- | <0.5 | <0.5 | <0.5 | <0.5 | <2.0 | -- | -- | -- | -- | -- | -- | -- | -- | -- | | | | | |
| | 2/24/99 | 10.12 | <50 | -- | <50 | -- | <0.5 | <0.5 | <0.5 | <0.5 | -- | <2.0 | -- | -- | -- | -- | -- | -- | -- | -- | | | | | |
| | 6/30/00 | 14.24 | <50 | -- | <50 | -- | <0.5 | <0.5 | <0.5 | <0.5 | 2.0 | -- | -- | -- | -- | -- | -- | -- | -- | -- | | | | | |
| | 4/27/01 | 8.71 | <50 | -- | <50 | -- | <0.5 | <0.5 | <0.5 | <0.5 | <2.0 | -- | -- | -- | -- | -- | -- | -- | -- | -- | | | | | |
| | 4/15/05 | 9.03 | <50 | -- | <50 | <0.3 | <0.5 | <0.5 | <0.5 | <0.5 | -- | <0.5 | <10 | <0.5 | <0.5 | <0.5 | -- | <0.5 | <0.5 | -- | | | | | |
| 8/1/05 | 8.36 | <50 | -- | <50 | <0.3 | <0.5 | <0.5 | <0.5 | <0.5 | -- | <0.5 | <10 | <0.5 | <0.5 | <0.5 | -- | <0.5 | <0.5 | -- | | | | | | |
| MW-3 | 3/3/94 | 9.47 | 85 | <50 | <50 | <0.5 | <0.5 | 0.77 | <0.5 | 3.7 | -- | -- | -- | -- | -- | <0.5 | <0.5 | -- | <0.5 | <0.5 | | | | | |
| | 6/6/94 | 8.69 | 100 | 110+ | <50 | <0.5 | <0.5 | <0.5 | <0.5 | <0.5 | -- | -- | -- | -- | -- | 2.5 | 0.8 | -- | 2.1 | <0.5 | | | | | |
| | 9/7/94 | 8.22 | 220 | <50 | <50 | <0.5 | 11 | 1.8 | 2.6 | 3.5 | -- | -- | -- | -- | -- | <0.5 | <0.5 | -- | 0.6 | <0.5 | | | | | |
| | 12/22/94 | 9.23 | 130 | 95+ | <50 | <0.5 | 3.8 | 0.5 | 0.6 | 1.2 | -- | -- | -- | -- | -- | <0.5 | <0.5 | -- | <0.5 | <0.5 | | | | | |
| | 3/17/95 | 10.12 | 1,500 | 270 | <50 | <0.5 | 83 | 6 | 10 | 15 | -- | -- | -- | -- | -- | <0.5 | <0.5 | -- | <0.5 | <0.5 | | | | | |
| | 6/27/95 | 9.03 | 2,500 | <50 | <50 | <0.5 | 330 | 8.9 | 8.1 | 20 | -- | -- | -- | -- | -- | <0.5 | <0.5 | -- | <0.5 | <0.5 | | | | | |
| | 9/18/95 | 8.43 | 1,500 | -- | 770+ | -- | 400 | 11 | 2.2 | 3.3 | -- | -- | -- | -- | -- | <0.5 | <0.5 | -- | <0.5 | <0.5 | | | | | |
| | 8/21/98 | 8.61 | 2,300 | -- | 600+ | -- | 410 | 9.3 | 36 | 25 | <10 | -- | -- | -- | -- | -- | -- | -- | -- | -- | | | | | |

Table 2
Chemical Concentrations in Groundwater
Buttner Properties
Oakland, California

| Well | Date | Groundwater Elevation MSL (feet) | Petroleum Hydrocarbons | | | | Volatile Organics | | | | | | | | | | | | | | | | | | |
|-------------------|----------|----------------------------------|------------------------|----------------------|----------------------|-----------------------|-------------------|--------------|--------------------|--------------|-----------|-----------|----------|-----------|-----------|-----------|----------------|--------------|--------------|----------|---------------------|----|--|--|--|
| | | | TVH as Gasoline µg/l | TEH as Kerosene µg/l | TEH as Diesel µg/l | TEH as Motor Oil µg/l | Benzene µg/l | Toluene µg/l | Ethyl-benzene µg/l | Xylenes µg/l | MTBE µg/l | MTBE µg/l | TBA µg/l | DIPE µg/l | ETBE µg/l | TAME µg/l | 1,1,1-TCA µg/l | 1,2-DCA µg/l | 1,2-DBA µg/l | PCE µg/l | Chloro-Benzene µg/l | | | | |
| Soil Gas ESL* | | | NV | NV | NV | NV | 540 | 380,000 | 170,000 | 160,000 | 24,000 | | | | | | | | | | | | | | |
| Groundwater ESL** | | | 100 | 100 | 100 | 100 | 1 | 40 | 30 | 20 | 5 | | | | | | | | | | | | | | |
| MW-3 Contd | 2/24/99 | 10.39 | 55 | -- | 110+ | -- | <0.5 | <0.5 | <0.5 | <0.5 | -- | <2.0 | -- | -- | -- | -- | -- | -- | -- | -- | -- | -- | | | |
| | 6/30/00 | 10.83 | 110 | -- | 83+ | -- | <0.5 | <0.5 | 0.51 | <0.5 | <2.0 | -- | -- | -- | -- | -- | -- | -- | -- | -- | -- | -- | | | |
| | 4/27/01 | 8.67 | <50 | -- | 690+ | -- | <0.5 | <0.5 | <0.5 | <0.5 | <2.0 | -- | -- | -- | -- | -- | -- | -- | -- | -- | -- | -- | | | |
| | 4/14/05 | 9.12 | <50 | -- | <50 | <0.3 | <0.5 | <0.5 | <0.5 | <0.5 | -- | <0.5 | <10 | <0.5 | <0.5 | <0.5 | -- | <0.5 | <0.5 | -- | -- | -- | | | |
| | 8/1/05 | 9.39 | 410 | -- | 150 ^{HLV} | 750 | 17 | <0.5 | 0.87c | 1.4 | -- | <0.5 | <10 | <0.5 | <0.5 | <0.5 | -- | <0.5 | <0.5 | -- | -- | -- | | | |
| MW-4 | 3/3/94 | 8.99 | 4,300 | <50 | 240 | <0.5 | 220 | 20 | 7.5 | 17 | -- | -- | -- | -- | -- | -- | <0.5 | 5.9 | -- | <0.5 | 4.4 | | | | |
| | 6/6/94 | 8.03 | 4,400 | <50 | 800+ | <0.5 | 140 | <0.5 | <0.5 | <0.5 | -- | -- | -- | -- | -- | -- | <0.5 | <0.5 | -- | <0.5 | <0.5 | | | | |
| | 9/7/94 | 7.02 | 10,000 | 490+ | 280+ | <0.5 | 84 | <0.5 | 42 | 69 | -- | -- | -- | -- | -- | -- | <0.5 | 4.4 | -- | 0.5 | 4.3 | | | | |
| | 12/22/94 | 7.62 | 2,400 | 450+ | 54+ | <0.5 | 11 | <0.5 | 7.1 | 11 | -- | -- | -- | -- | -- | -- | <0.5 | 3.6 | -- | 3.6 | <0.5 | | | | |
| | 3/17/95 | 9.78 | 2,200 | 380 | 160+ | <0.5 | <0.5 | <0.5 | 7.9 | 10 | -- | -- | -- | -- | -- | -- | <0.5 | 1.7 | -- | <0.5 | 4.5 | | | | |
| | 6/27/95 | 8.83 | 3,100 | <50 | 82 | <0.5 | <0.5 | <0.5 | 13 | 19 | -- | -- | -- | -- | -- | -- | <0.5 | 2.3 | -- | <0.5 | 4.8 | | | | |
| | 9/18/95 | 8.04 | 3,000 | -- | 1,231+ | -- | 12 | <0.7 | 6.9 | 8.3 | -- | -- | -- | -- | -- | -- | <0.5 | 1.9 | -- | <0.5 | 4.0 | | | | |
| | 8/21/98 | 8.02 | 1,700 | -- | 600+ | -- | 8.2 | 12 | 13 | 5.2 | <2.0 | -- | -- | -- | -- | -- | -- | -- | -- | -- | -- | -- | | | |
| | 2/24/99 | 9.09 | 2,700 | -- | 2,100+ | -- | 4.3 | 0.64 | <0.5 | 0.54 | -- | <2.0 | -- | -- | -- | -- | -- | -- | -- | -- | -- | -- | | | |
| | 6/30/00 | 11.74 | 6,700 | -- | 3,200+ | -- | 3.1 | 1.7 | 11 | 16.7 | 27 | -- | -- | -- | -- | -- | -- | -- | -- | -- | -- | -- | | | |
| | 4/27/01 | 8.62 | 1,900 | -- | 710 | -- | <0.5 | <0.5 | <0.5 | <0.5 | 14 | -- | -- | -- | -- | -- | -- | -- | -- | -- | -- | -- | | | |
| | 4/14/05 | 7.87 | 2,900 | -- | 2,200 ^{HLV} | 2,500 | <0.5 | <0.5 | <0.5 | 5.1 | -- | <0.5 | <10 | <0.5 | <0.5 | <0.5 | -- | <0.5 | <0.5 | -- | -- | -- | | | |
| 8/1/05 | 8.10 | 2,000 | -- | 2,100 ^{HLV} | 3400 ^L | <0.5 | <0.5 | <0.5 | 5.8c | -- | <0.5 | <10 | <0.5 | <0.5 | <0.5 | -- | <0.5 | <0.5 | -- | -- | -- | | | | |
| MW-5 | 6/26/97 | 7.58 | 120 | -- | <50 | -- | <0.5 | <0.5 | <0.5 | <0.5 | -- | -- | -- | -- | -- | -- | <0.5 | <0.5 | -- | 1.6 | <0.5 | | | | |
| | 8/21/98 | 7.70 | <50 | -- | <50 | -- | <0.5 | <0.5 | <0.5 | <0.5 | <2.0 | -- | -- | -- | -- | -- | -- | -- | -- | -- | -- | -- | | | |
| | 2/24/99 | 9.16 | <50 | -- | <50 | -- | <0.5 | <0.5 | <0.5 | <0.5 | -- | <2.0 | -- | -- | -- | -- | -- | -- | -- | -- | -- | -- | | | |
| | 6/30/00 | 8.39 | <50 | -- | <50 | -- | <0.5 | <0.5 | <0.5 | <0.5 | 5.1 | -- | -- | -- | -- | -- | -- | -- | -- | -- | -- | -- | | | |
| | 4/27/01 | 8.42 | <50 | -- | <50 | -- | <0.5 | <0.5 | <0.5 | <0.5 | <2.0 | -- | -- | -- | -- | -- | -- | -- | -- | -- | -- | -- | | | |
| | 4/14/05 | 8.82 | <50 | -- | <50 | <0.3 | <0.5 | <0.5 | <0.5 | <0.5 | -- | <0.5 | <10 | <0.5 | <0.5 | <0.5 | -- | <0.5 | <0.5 | -- | -- | -- | | | |
| 8/1/05 | 7.86 | <50 | -- | <50 | <0.3 | <0.5 | <0.5 | <0.5 | <0.5 | -- | <0.5 | <10 | <0.5 | <0.5 | <0.5 | -- | <0.5 | <0.5 | -- | -- | -- | | | | |
| MW-6 | 6/26/97 | 7.47 | 1,500+ | -- | 450+ | -- | <0.5 | <0.5 | 11 | <0.5 | -- | -- | -- | -- | -- | -- | <0.5 | <0.5 | -- | <0.5 | 1.7 | | | | |
| | 8/21/98 | 7.36 | 1,400 | -- | 540+ | -- | <0.5 | 3.6 | 5.6 | 0.4 | 5.7 | 3.2 | -- | -- | -- | -- | -- | -- | -- | -- | -- | -- | | | |
| | 2/24/99 | 9.04 | 1,600 | -- | 600+ | -- | <0.5 | <0.5 | 0.56 | <0.5 | -- | 2.3 | -- | -- | -- | -- | -- | -- | -- | -- | -- | -- | | | |
| | 6/30/00 | 8.04 | 1,900 | -- | 360+ | -- | 0.56 | 3 | 5.4 | 3.5 | 30 | -- | -- | -- | -- | -- | -- | -- | -- | -- | -- | -- | | | |
| | 4/27/01 | 8.26 | 1,600 | -- | 440 | -- | <0.5 | <0.5 | <0.5 | <0.5 | 3.3 | -- | -- | -- | -- | -- | -- | -- | -- | -- | -- | -- | | | |
| | 4/14/05 | 8.81 | 2,100 | -- | 890 ^{LY} | <0.3 | <0.5 | <0.5 | <0.5 | <0.5 | 5.9 | -- | 0.7 | <10 | <0.5 | <0.5 | <0.5 | -- | <0.5 | <0.5 | -- | -- | | | |
| | 8/1/05 | 7.82 | 2,100 | -- | 670 ^{LY} | <0.3 | <0.5 | <0.5 | <0.5 | <0.5 | -- | <0.5 | <10 | <0.5 | <0.5 | <0.5 | -- | <0.5 | <0.5 | -- | -- | -- | | | |

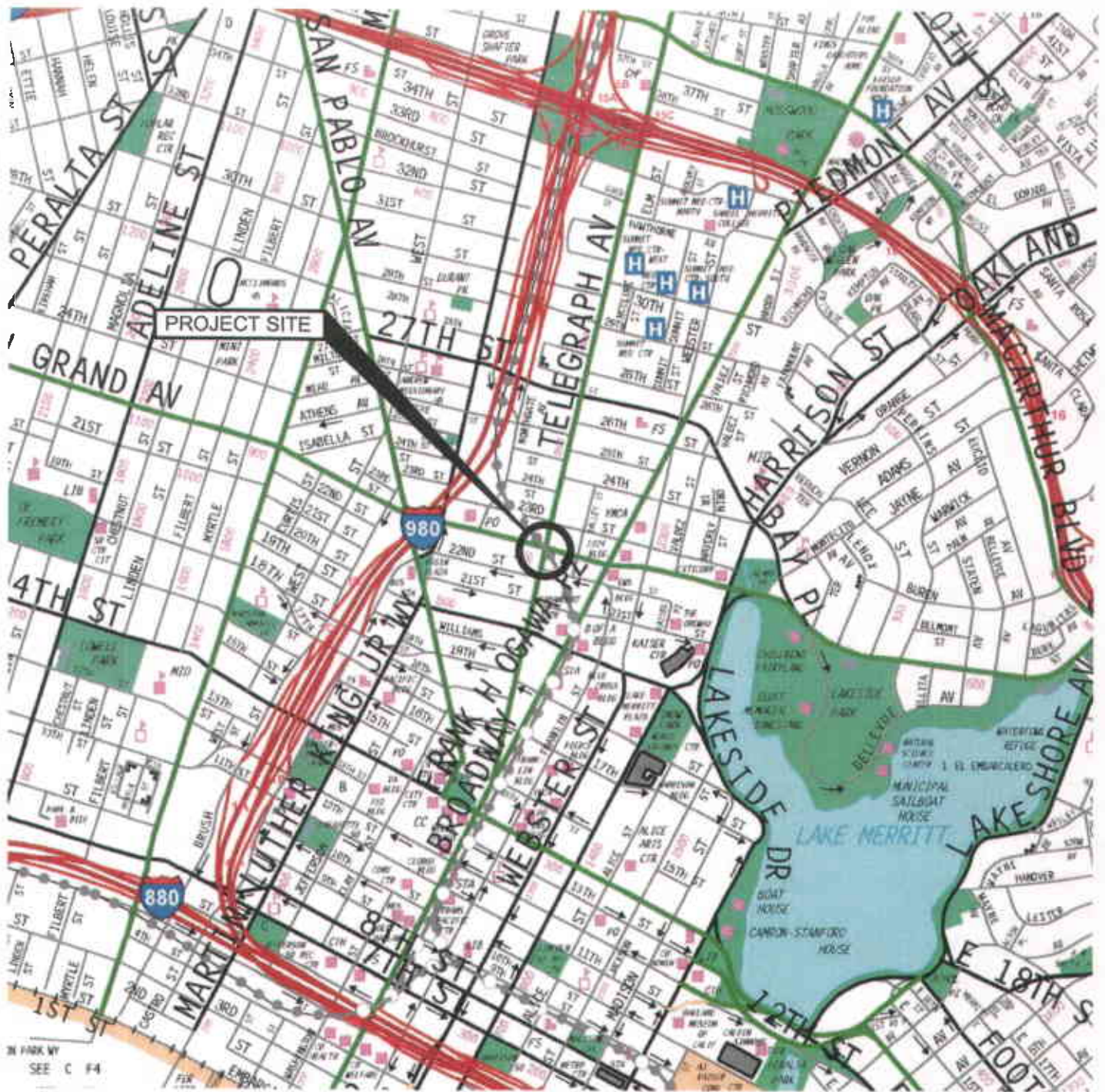
Table 2
Chemical Concentrations in Groundwater
Buttner Properties
Oakland, California

| Well | Date | Groundwater Elevation MSL (feet) | Petroleum Hydrocarbons | | | | Volatile Organics | | | | | | | | | | | | | | |
|-------------------|------|----------------------------------|------------------------|----------------------|--------------------|-----------------------|-------------------|--------------|--------------------|--------------|-----------------|-----------------|----------|-----------|-----------|-----------|----------------|--------------|--------------|----------|---------------------|
| | | | TVH as Gasoline µg/l | TEH as Kerosene µg/l | TEH as Diesel µg/l | TEH as Motor Oil µg/l | Benzene µg/l | Toluene µg/l | Ethyl-benzene µg/l | Xylenes µg/l | MTBE -8020 µg/l | MTBE -8260 µg/l | TBA µg/l | DIPE µg/l | ETBE µg/l | TAME µg/l | 1,1,1-TCA µg/l | 1,2-DCA µg/l | 1,2-DBA µg/l | PCE µg/l | Chloro-Benzene µg/l |
| Soil Gas ESL* | | | NV | NV | NV | NV | 540 | 380,000 | 170,000 | 160,000 | 24,000 | | | | | | | | | | |
| Groundwater ESL** | | | 100 | 100 | 100 | 100 | 1 | 40 | 30 | 20 | 5 | | | | | | | | | | |

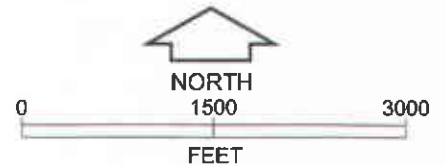
Notes

DCA = Dichloroethane
 DBA = Dibromoethane
 TCA = Trichloroethane
 PCE = Tetrachloroethene
 MTBE = Methyl tert butyl ether
 TBA = Tert butyl alcohol
 DIPE = Isopropyl alcohol
 ETBE = Ethyl tert butyl ether
 TAME = Methyl tert amyl ether
 -- = Chemical not tested for
 NR = Hydrocarbon range not reported by laboratory
 + = Uncategorized hydrocarbons quantified in ranges specified
 mg/l = milligrams per liter = parts per million

µg/l = micrograms per liter = parts per billion
 <1 = Chemical not present at a concentration greater than the laboratory detection limit shown or stated on test reports
 C = Presence Confirmed, but RPD between columns exceeds 40%
 Y = Sample exhibits chromatographic pattern which does not resemble standard
 H = Heavier hydrocarbon contributed to the quantitation
 L = Lighter hydrocarbon contributed to the quantitation
 * = Environmental Screening Levels established by the San Francisco Bay Regional Water Quality Control Board Table E-1 Groundwater Screening Levels for Evaluation of Potential Vapor Intrusion Concerns
 ** = Environmental Screening Levels established by the San Francisco Bay Regional Water Quality Control Board Table F-1a Groundwater Screening Levels (groundwater is a current potential drinking water resource)

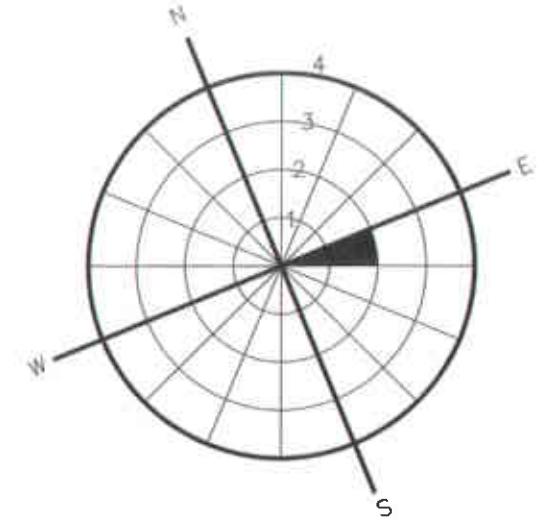
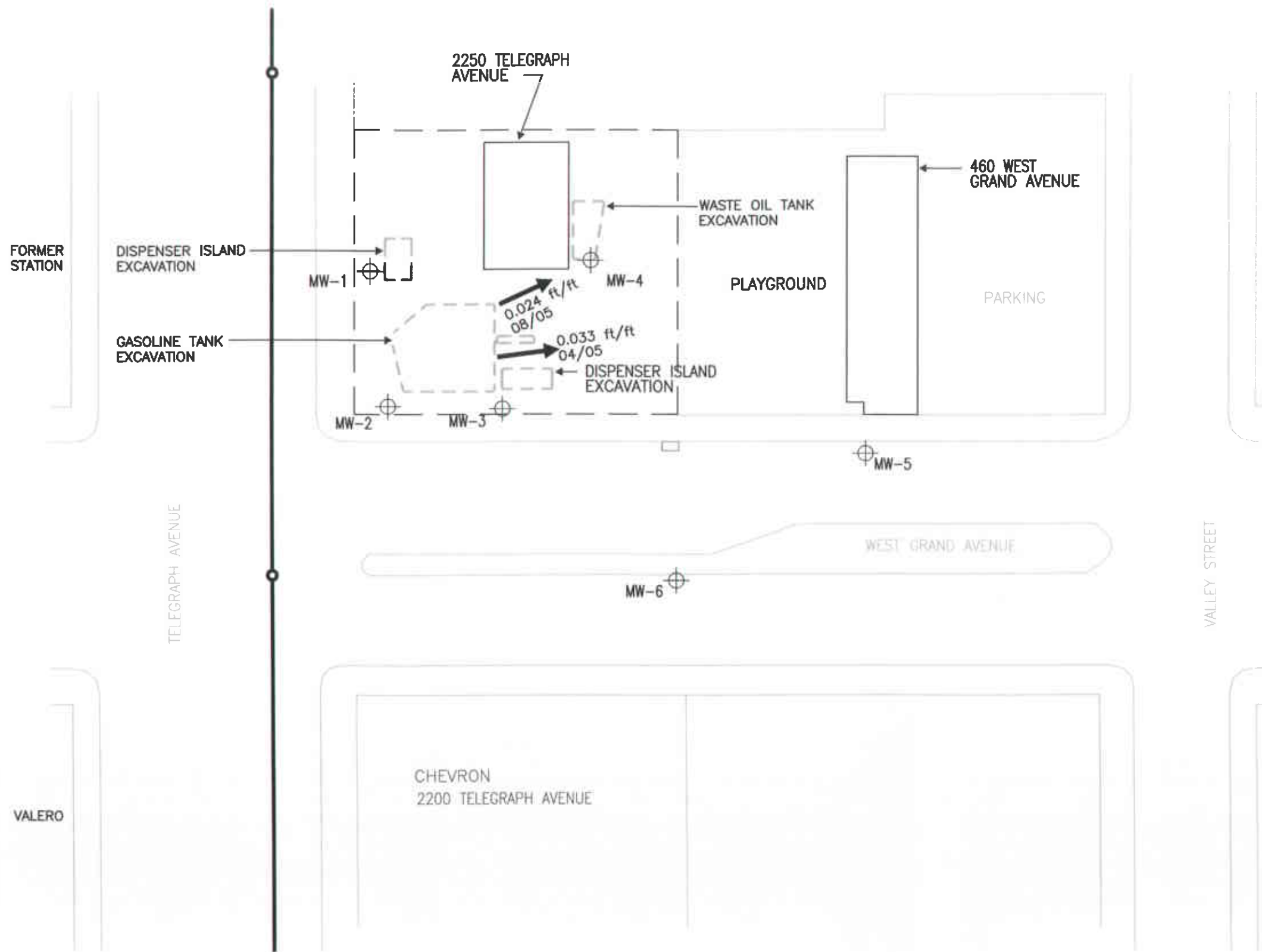


SOURCE: This Site Vicinity Map is based on The Thomas Guide Digital Edition 2003, Bay Area Metro, Alameda, Contra Costa, Marin, San Francisco, San Mateo, and Santa Clara Counties.



VICINITY MAP
2250 Telegraph Avenue
Oakland, California

C:\pdocs\609\609_004\Drawings\609.004-01.dwg 9-23-05 09:04:21 AM rwong



ROSE DIAGRAM SHOWING APRIL & AUGUST 2005 GROUNDWATER FLOW DIRECTION

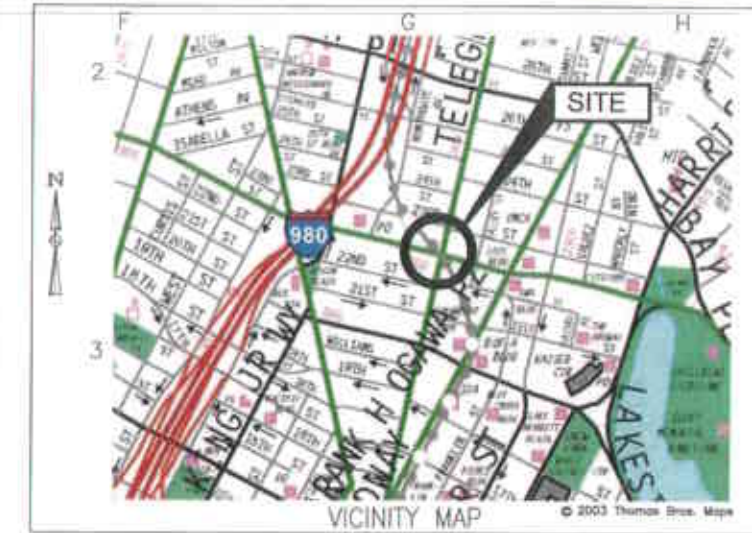
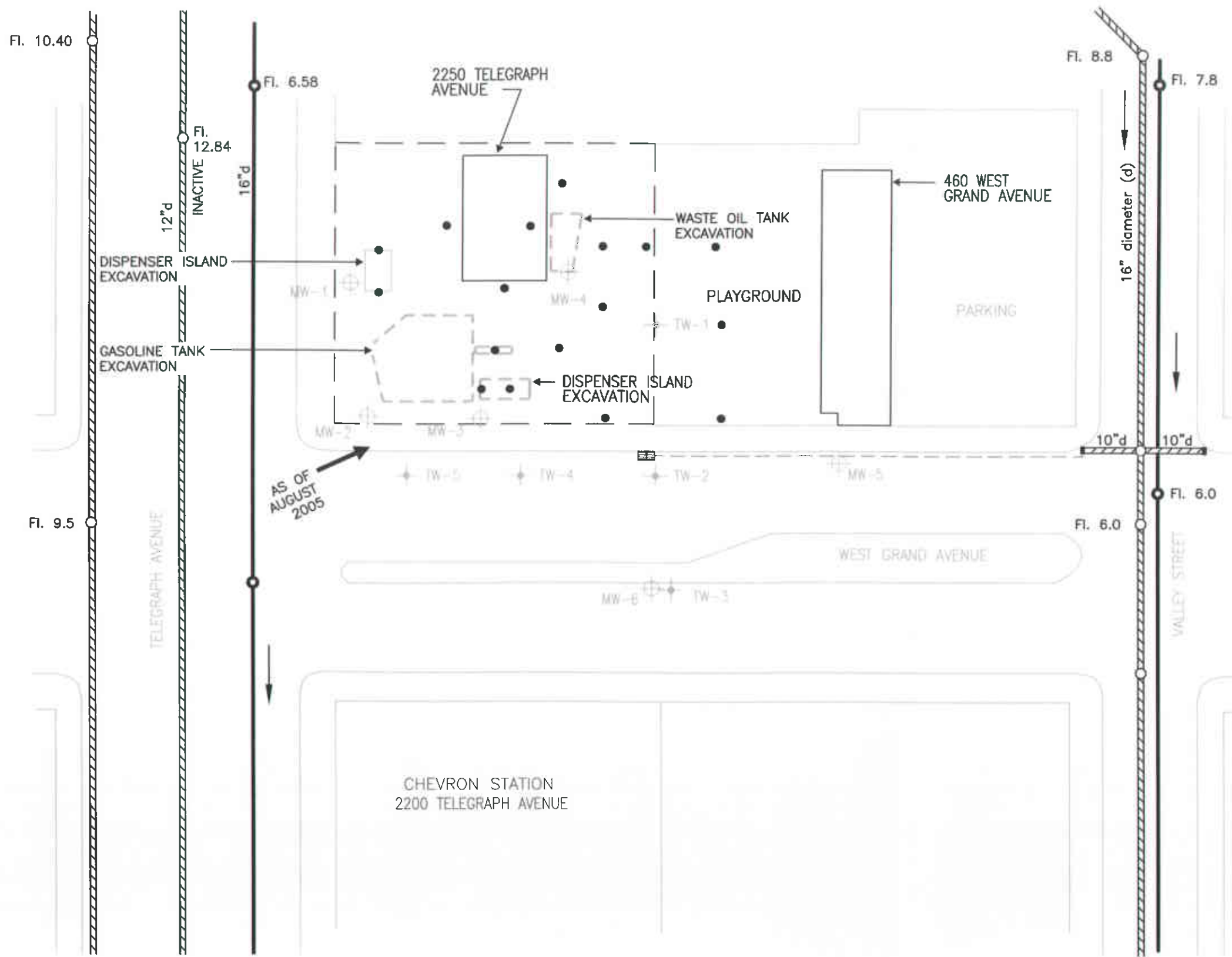
EXPLANATION

- EXISTING STRUCTURE
- LIMITS OF EXCAVATIONS
- MONITORING WELL LOCATION
- APPROXIMATE GROUNDWATER FLOW DIRECTION



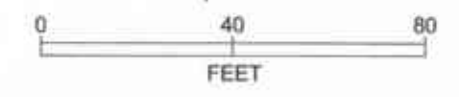
SITE PLAN
2250 Telegraph Avenue
Oakland, California

C:\jobdocs\609\609.004\Drawings\B609.004-01_rev2.dwg 10-13-05 02:14:45 PM rwong



EXPLANATION

- PROPOSED SAMPLING LOCATIONS
- STRUCTURE
- LIMITS OF EXCAVATION
- ⊕ MONITORING WELL LOCATION
- ▤ SHALLOW CURB DRAIN
- ⊕ PREVIOUS TEMPORARY WELL LOCATION
- ➔ APPROXIMATE GROUNDWATER FLOW DIRECTION
- ▨ STORM DRAIN
- - - SHALLOW CURB PIPE
- SANITARY SEWER
- Fl. 10.40 PIPELINE FLOW LINE DEPTH REFERENCE TO CITY OF OAKLAND DATUM NGVD ELEVATIONS +3FT MEAN SEA LEVEL



PROPOSED SAMPLING LOCATIONS
2250 Telegraph Avenue
Oakland, California

G:\jdocs\609\609.004\Drawings\609.004-03.dwg 10-13-05 02:16:44 PM rwong



WELL SAMPLING FORM

PROJECT NAME: 2250 Telegraph
PROJECT NO.: 609.004
SAMPLED BY: O.N.
DATE: 4/14/05
WEATHER: Bright sunny

WELL NO.: MW-1
WELL CASING DIAMETER: 2"
TOC ELEVATION:

TOTAL DEPTH OF CASING (BTWC): 18.31 FEET
DEPTH TO GROUNDWATER (BTWC): 10.12 FEET
FEET OF WATER IN WELL: 8.19 FEET
CALCULATED PURGE VOLUME: 11.0 gallons
(feet of water * casing dia² * .0408 * # of Volumes)
FREE PRODUCT:
PURGE METHOD: Disposable bailer

MEASUREMENT METHOD: ELECTRONIC SOUNDER or OTHER

FIELD MEASUREMENTS

| GALLONS REMOVED | TIME | Temp | pH | CONDUCTIVITY (µMHOS/CM) | TDS (g/L) | ORP (mV) | DO (mg/l) | COMMENTS (odor, color, ...) |
|----------------------|-------|-------|------|-------------------------|-----------|----------|-----------|-----------------------------|
| Downhole (Pre-Purge) | 12:03 | 18.77 | 6.27 | 1021 | 0.666 | -3.4 | 2.09 | |
| 2 | 12:09 | 18.79 | 6.56 | 1032 | 0.671 | -36.9 | 2.55 | |
| 3 | 12:12 | 18.90 | 6.67 | 1031 | 0.670 | -38.7 | 3.42 | |
| 5 | 12:16 | 19.11 | 6.74 | 1029 | 0.667 | -37.7 | 3.95 | |
| | | | | | | | | |
| | | | | | | | | |

ACTUAL DEPTH TO GROUNDWATER BEFORE SAMPLING (BTWC): TIME SAMPLED: 12:35

SAMPLING METHOD: Disposable Bailer

CONTAINERS / PRESERVATIVE: 6 HCL 40 ML 1 LITER
Poly OTHER

- ANALYSES: (Note if any samples are field filtered)
- TEHd, TEHmo (8015 w/ Silica gel)
 - TVHg, BTEX, MTBE (8015/8020)
 - VOCs (8260)
 - HVOCs (8260)
 - Title 22 Metals (6010/9000)
 - Pesticides (8080)
 - PCBs (8080)
 - Sulfate (300.0)
 - Nitrate (300.0)
 - Fe²⁺

FIELD OBSERVATION: Test for TPHd, mo, g, BTEX, 5 oxygenated & lead scavengers



WELL SAMPLING FORM

PROJECT NAME: 2250 Telegraph
PROJECT NO.: 609-004
SAMPLED BY: O.W.
DATE: 4/14/05
WEATHER: Bright Sunny Mild

WELL NO.: MW-2
WELL CASING DIAMETER: 2"
TOC ELEVATION:

TOTAL DEPTH OF CASING (BTOC): 16.85 FEET
CALCULATED PURGE VOLUME: 2.86 gallons
DEPTH TO GROUNDWATER (BTOC): 11.00 FEET
FREE PRODUCT: NA
FEET OF WATER IN WELL: 5.85 FEET
PURGE METHOD: Disposable bailer
MEASUREMENT METHOD: ELECTRONIC SOUNDER or OTHER

FIELD MEASUREMENTS

Table with 8 columns: GALLONS REMOVED, TIME, Temp, pH, CONDUCTIVITY (µMHOS/CM), TDS (g/L), ORP (mV), DO (mg/l), COMMENTS. Contains 3 rows of data.

ACTUAL DEPTH TO GROUNDWATER BEFORE SAMPLING (BTOC):
TIME SAMPLED: 1140

SAMPLING METHOD: Disposable bailer
CONTAINERS / PRESERVATIVE: 6 / HCL 40 ML
Poly OTHER

- ANALYSES: (Note if any samples are field filtered)
TEHd, TEHmo (8015 w/ Silica gel)
TVHg, BTEX, MTBE (8015/8020)
VOCs (8260)
HVOCs (8260)
Title 22 Metals (6010/9000)
Pesticides (8080)
PCBs (8080)
Sulfate (300.0)
Nitrate (300.0)
Fe 2+

FIELD OBSERVATION: installed new cap & padlock



WELL SAMPLING FORM

PROJECT NAME: 2250 Telegraph Ave
PROJECT NO.: 609-0040
SAMPLED BY: O-N
DATE: 4/11/05
WEATHER: Bright sunny mild

WELL NO.: MW-3
WELL CASING DIAMETER: 2"
TOC ELEVATION:

TOTAL DEPTH OF CASING (BTOC): 16.30 FEET
DEPTH TO GROUNDWATER (BTOC): 9.58 FEET
FEET OF WATER IN WELL: 6.72 FEET

CALCULATED PURGE VOLUME: 3.3 gallons
FREE PRODUCT: NA
PURGE METHOD: Disposable Bailor

MEASUREMENT METHOD: ELECTRONIC SOUNDER or OTHER

FIELD MEASUREMENTS

Table with 8 columns: GALLONS REMOVED, TIME, Temp, pH, CONDUCTIVITY (µMHOS/CM), TDS (g/L), ORP (mV), DO (mg/l), COMMENTS (odor, color, ...). Rows include Downhole (Pre-Purge) and samples 2 and 3.

ACTUAL DEPTH TO GROUNDWATER BEFORE SAMPLING (BTOC): TIME SAMPLED: 10/45

SAMPLING METHOD: Disposable Bailor

CONTAINERS / PRESERVATIVE: 6 / HCL 40 ML LITER OTHER

ANALYSES: (Note if any samples are field filtered) TEHd, TEHmo, TVHg, BTEX, MTBE, VOCs, HVOCs, Title 22 Metals, Pesticides, PCBs, Sulfate, Nitrate, Fe 2+

DISC FIELD OBSERVATION: Installed new well cap & padlock



WELL SAMPLING FORM

PROJECT NAME: 2250 Telegraph Ave
PROJECT NO.: 604-004
SAMPLED BY: O.N.
DATE: 4/14/05
WEATHER: Bright Sunny Mild

WELL NO.: MW-4
WELL CASING DIAMETER: 2"
TOC ELEVATION:

TOTAL DEPTH OF CASING (BTOC): 18.30 FEET
CALCULATED PURGE VOLUME: 3.07 gallons
DEPTH TO GROUNDWATER (BTOC): 12.01 FEET
FREE PRODUCT: NA
FEET OF WATER IN WELL: 6.29 FEET
PURGE METHOD: Disposable bailer
MEASUREMENT METHOD: ELECTRONIC SOUNDER or OTHER

FIELD MEASUREMENTS

Table with 8 columns: GALLONS REMOVED, TIME, Temp, pH, CONDUCTIVITY (µMHOS/CM), TDS (g/L), ORP (mV), DO (mg/l), COMMENTS (odor, color, ...). Rows include 'Downhole (Pre-Purge)', '2', and '3'.

ACTUAL DEPTH TO GROUNDWATER BEFORE SAMPLING (BTOC):
TIME SAMPLED: 0955

SAMPLING METHOD: Disposable bailer

CONTAINERS / PRESERVATIVE: 6 x HCL 40 ML
LITER
Poly
OTHER

ANALYSES: (Note if any samples are field filtered)
TEHd, TEHmo (8015 w/ Silica gel)
TVHg, BTEX, MTBE (8015/8020)
VOCs (8260)
HVOCs (8260)
Title 22 Metals (6010/9000)
Pesticides (8080)
PCBs (8080)
Sulfate (300.0)
Nitrate (300.0)
Fe 2+

FIELD OBSERVATION: slight sheen visible on purge water
Installed new well cap



WELL SAMPLING FORM

PROJECT NAME: 2250 Telegraph
PROJECT NO.: 609-004
SAMPLED BY: O.N.
DATE: 4/14/05
WEATHER: bright sunny mild

WELL NO.: MW-5
WELL CASING DIAMETER: 2"
TOC ELEVATION:

TOTAL DEPTH OF CASING (BTCC): 17.4 FEET
DEPTH TO GROUNDWATER (BTCC): 7.2 FEET
FEET OF WATER IN WELL: 10.2 FEET

CALCULATED PURGE VOLUME: 4.99 ± .5 gallons
FREE PRODUCT: NA
PURGE METHOD: disposable Bailer

MEASUREMENT METHOD: ELECTRONIC SOUNDER or OTHER

FIELD MEASUREMENTS

Table with 9 columns: GALLONS REMOVED, TIME, Temp, pH, CONDUCTIVITY (µMHOS/CM), TDS (g/L), ORP (mV), DO (mg/l), COMMENTS. Includes data for Downhole (Pre-Purge) at 0, 3, and 5 gallons removed.

ACTUAL DEPTH TO GROUNDWATER BEFORE SAMPLING (BTCC): TIME SAMPLED: 0835

SAMPLING METHOD: Disposable Bailer

CONTAINERS / PRESERVATIVE: 9 / HCL 40 ML LITER
Poly OTHER

- ANALYSES: (Note if any samples are field filtered)
TEHd, TEHmo (8015 w/ Silica gel)
TVHg, BTEX, MTBE (8015/8020)
VOCs (8260)
HVOCs (8260)
Title 22 Metals (6010/9000)
Pesticides (8080)
PCBs (8080)
Sulfate (300.0)
Nitrate (300.0)
Fe 2+

GENERIC FIELD OBSERVATION: Need well box cover
Installed new well cap & padlock



WELL SAMPLING FORM

PROJECT NAME: 2250 Telegraph Ave
PROJECT NO.: 6091-0040
SAMPLED BY: O.N.
DATE: 4/13/05
WEATHER: bright sunny

WELL NO.: MW-6
WELL CASING DIAMETER: 2"
TOC ELEVATION:

TOTAL DEPTH OF CASING (BTOC): 18.95 FEET
DEPTH TO GROUNDWATER (BTOC): 9.55 FEET
FEET OF WATER IN WELL: 9.40 FEET
CALCULATED PURGE VOLUME: 14.7 gallons
FREE PRODUCT: N/A
PURGE METHOD: Disposable bailer
MEASUREMENT METHOD: ELECTRONIC SOUNDER or OTHER

FIELD MEASUREMENTS

Table with 9 columns: GALLONS REMOVED, TIME, Temp, pH, CONDUCTIVITY (uMHOS/CM), TDS (g/L), ORP (mV), DO (mg/l), COMMENTS. Includes data for Downhole (Pre-Purge) and samples 2 and 5.

ACTUAL DEPTH TO GROUNDWATER BEFORE SAMPLING (BTOC): TIME SAMPLED: 14:10

SAMPLING METHOD: Disposable Bailor

CONTAINERS / PRESERVATIVE: 6 / HCL 40 ML LITER
Poly OTHER

ANALYSES: (Note if any samples are field filtered)
TEHd, TEHmo (8015 w/ Silica gel)
TVHg, BTEX, MTBE (8015/8020)
VOCs (8260)
HVOCs (8260)
Title 22 Metals (6010/9000)
Pesticides (8080)
PCBs (8080)
Sulfate (300.0)
Nitrate (300.0)
Fe 2+

FIELD OBSERVATION:



WELL SAMPLING FORM

PROJECT NAME: 2250 Telegraph Ave
PROJECT NO.: 609-0049
SAMPLED BY: Obi Nzeun
DATE: 8/11/05
WEATHER: Bright sunny

WELL NO.: MW-1
WELL CASING DIAMETER: 2"
TOC ELEVATION:

TOTAL DEPTH OF CASING (BTCC): 18.31 FEET
CALCULATED PURGE VOLUME: 4 gallons
DEPTH TO GROUNDWATER (BTCC): 10.56 FEET
FREE PRODUCT: NA
FEET OF WATER IN WELL: 7.75 FEET
PURGE METHOD: Disposable bailer
MEASUREMENT METHOD: ELECTRONIC SOUNDER or OTHER

FIELD MEASUREMENTS

Table with 9 columns: GALLONS REMOVED, TIME, Temp, pH, CONDUCTIVITY (uMHOS/CM), TDS (g/L), ORP (mV), DO (mg/l), COMMENTS. Includes data for Downhole (Pre-Purge) and subsequent samples.

ACTUAL DEPTH TO GROUNDWATER BEFORE SAMPLING (BTCC): TIME SAMPLED: 1050

SAMPLING METHOD: Disposable bailer

CONTAINERS / PRESERVATIVE: 1 HCL 40 ML LITER
Poly OTHER

ANALYSES: (Note if any samples are field filtered)
TEHd, TEHmo (8015 w/ Silica gel)
TVHg, BTEX, MTBE (8015/8020)
VOCs (8260)
HVOCs (8280)
Title 22 Metals (6010/9000)
Pesticides (8080)
PCBs (8080)
Sulfate (300.0)
Nitrate (300.0)
Fe 2+

SC FIELD OBSERVATION: Test for TPHd, mO, g, BTEX, 5 Oxy's & lead scavengers. EDD.



WELL SAMPLING FORM

PROJECT NAME: 2257 Telegraph Ave
 PROJECT NO.: 609-00H
 SAMPLED BY: Obi Nzeno
 DATE: 8/1/03
 WEATHER: mild, sunny/overcast

WELL NO.: MW-2
 WELL CASING DIAMETER: 2"
 TOC ELEVATION: _____

TOTAL DEPTH OF CASING (BTCC): 16.85 FEET
 DEPTH TO GROUNDWATER (BTCC): 11.67 FEET
 FEET OF WATER IN WELL: 5.18 FEET
 CALCULATED PURGE VOLUME: 3 gallons
 (feet of water * casing dia² * .0408 * # of Volumes)
 FREE PRODUCT: NA
 PURGE METHOD: Disposable bailer
 MEASUREMENT METHOD: ELECTRONIC SOUNDER or OTHER _____

FIELD MEASUREMENTS

| GALLONS REMOVED | TIME | Temp | pH | CONDUCTIVITY (µMHOS/CM) | TDS (g/L) | ORP (mV) | DO (mg/l) | COMMENTS (odor, color, ...) |
|----------------------|------|-------|------|-------------------------|-----------|----------|-----------|-----------------------------|
| Downhole (Pre-Purge) | 0945 | 14.67 | 6.88 | 535 | 0.387 | 83.8 | 1.10 | |
| 1 | 0950 | 14.94 | 6.98 | 550 | 0.382 | 66.2 | 3.82 | |
| 3 | 0955 | 14.99 | 6.70 | 549 | 0.345 | 68.2 | 3.56 | |
| | | | | | | | | |
| | | | | | | | | |
| | | | | | | | | |
| | | | | | | | | |

ACTUAL DEPTH TO GROUNDWATER BEFORE SAMPLING (BTCC): _____ TIME SAMPLED: 1000
 SAMPLING METHOD: Disposable Bailer

CONTAINERS / PRESERVATIVE: 6 / HCL 1 / None
 40 ML LITER
 Poly OTHER

- ANALYSES: (Note if any samples are field filtered)
- | | | |
|----------------------------------------|-------------------------|-------|
| _____ TEHd, TEHmo (8015 w/ Silica gel) | _____ Pesticides (8080) | _____ |
| _____ TVHg, BTEX, MTBE (8015/8020) | _____ PCBs (8080) | _____ |
| _____ VOCs (8260) | _____ Sulfate (300.0) | _____ |
| _____ HVOCs (8260) | _____ Nitrate (300.0) | _____ |
| _____ Title 22 Metals (6010/9000) | _____ Fe ²⁺ | _____ |

DISC FIELD OBSERVATION: _____



WELL SAMPLING FORM

PROJECT NAME: 2250 Telegraph Ave
PROJECT NO.: 609004
SAMPLED BY: D. N. N.
DATE: 8/11/05
WEATHER: mild overcast

WELL NO.: MW-3
WELL CASING DIAMETER: 2"
TOC ELEVATION:

TOTAL DEPTH OF CASING (BTOC): 16.30 FEET
CALCULATED PURGE VOLUME: 4.0 gallons
DEPTH TO GROUNDWATER (BTOC): 10.24 FEET
FREE PRODUCT: NA
FEET OF WATER IN WELL: 6.04 FEET
PURGE METHOD: Disposable Bailers
MEASUREMENT METHOD: ELECTRONIC SOUNDER or OTHER

FIELD MEASUREMENTS

Table with columns: GALLONS REMOVED, TIME, Temp, pH, CONDUCTIVITY (uMHOS/CM), TDS (g/L), ORP (mV), DO (mg/l), COMMENTS. Includes data for Downhole (Pre-Purge) and three subsequent samples.

ACTUAL DEPTH TO GROUNDWATER BEFORE SAMPLING (BTOC): TIME SAMPLED:

SAMPLING METHOD

CONTAINERS / PRESERVATIVE: 40 ML, LITER, Poly, OTHER

ANALYSES: (Note if any samples are field filtered)
TEHd, TEHmo (8015 w/ Silica gel)
TVHg, BTEX, MTBE (8015/8020)
VOCs (8260)
HVOCs (8260)
Title 22 Metals (6010/9000)
Pesticides (8080)
PCBs (8080)
Sulfate (300.0)
Nitrate (300.0)
Fe 2+

FIELD OBSERVATION: slow recovery



WELL SAMPLING FORM

PROJECT NAME: 2250 Telegraph Ave
PROJECT NO.: 609.0DH
SAMPLED BY: Olin N. Zeman
DATE: 8/11/05
WEATHER: Bright Sunny

WELL NO.: MLW-4
WELL CASING DIAMETER: 2"
TOC ELEVATION:

TOTAL DEPTH OF CASING (BTOC): 18.30 FEET
CALCULATED PURGE VOLUME: 3.5 gallons
DEPTH TO GROUNDWATER (BTGC): 11.78 FEET
FEET OF WATER IN WELL: 6.52 FEET
FREE PRODUCT: Steen
PURGE METHOD: Disposable bailer

MEASUREMENT METHOD: ELECTRONIC SOUNDER or OTHER

FIELD MEASUREMENTS

Table with 9 columns: GALLONS REMOVED, TIME, Temp, pH, CONDUCTIVITY (µMHOS/CM), TDS (g/L), ORP (mV), DO (mg/l), COMMENTS (odor, color, ...). Includes data for Downhole (Pre-Purge) and samples 2 and 4.

ACTUAL DEPTH TO GROUNDWATER BEFORE SAMPLING (BTGC): TIME SAMPLED: 1140

SAMPLING METHOD: Disposable Bailer

CONTAINERS / PRESERVATIVE: 6 / HCL 40 ML, 1 / LITER, Poly, OTHER

- ANALYSES: (Note if any samples are field filtered)
TEHd, TEHmo (8015 w/ Silica gel)
TVHg, BTEX, MTBE (8015/8020)
VOCs (8260)
HVOCs (8260)
Title 22 Metals (6010/9000)
Pesticides (8080)
PCBs (8080)
Sulfate (300.0)
Nitrate (300.0)
Fe 2+

SC FIELD OBSERVATION:



WELL SAMPLING FORM

PROJECT NAME: 2250 Telegraph Ave
PROJECT NO.: 609-004
SAMPLED BY: D.N.
DATE: 8/11/05
WEATHER: Mild overcast

WELL NO.: MW-5
WELL CASING DIAMETER: 2"
TOC ELEVATION:

TOTAL DEPTH OF CASING (BTCC): 17.4 FEET
CALCULATED PURGE VOLUME: 8.4 gallons
DEPTH TO GROUNDWATER (BTCC): 8.16 FEET
FREE PRODUCT: NA
FEET OF WATER IN WELL: 8.24 FEET
PURGE METHOD: Disposable bailer
MEASUREMENT METHOD: ELECTRONIC SOUNDER or OTHER

FIELD MEASUREMENTS

Table with 9 columns: GALLONS REMOVED, TIME, Temp, pH, CONDUCTIVITY (µMHOS/CM), TDS (g/L), ORP (mV), DO (mg/l), COMMENTS (odor, color, ...). Rows include Downhole (Pre-Purge) and samples 2 and 4.5.

ACTUAL DEPTH TO GROUNDWATER BEFORE SAMPLING (BTCC): TIME SAMPLED: 0730

SAMPLING METHOD Disposable bailer

CONTAINERS / PRESERVATIVE: 6 / HCL 40 ML
1 / Amber None LITER
Poly OTHER

ANALYSES: (Note if any samples are field filtered)
TEHd, TEHmo (8015 w/ Silica gel)
TVHg, BTEX, MTBE (8015/8020)
VOCs (8260)
HVOCs (8260)
Title 22 Metals (6010/9000)
Pesticides (8080)
PCBs (8080)
Sulfate (300.0)
Nitrate (300.0)
Fe 2+

FIELD OBSERVATION:



WELL SAMPLING FORM

PROJECT NAME: 2250 Telegraph Ave
PROJECT NO.: 607-004
SAMPLED BY: Obi Nzewi
DATE: 8/1/05
WEATHER: Mud

WELL NO.: MW-6
WELL CASING DIAMETER: 2"
TOC ELEVATION:

TOTAL DEPTH OF CASING (BTOC): 18.95 FEET
DEPTH TO GROUNDWATER (BTGC): 10.54 FEET
FEET OF WATER IN WELL: 8.41 FEET

CALCULATED PURGE VOLUME: 4.5 gallons
FREE PRODUCT: NA
PURGE METHOD: Disposable Bailer

MEASUREMENT METHOD: ELECTRONIC SOUNDER or OTHER

FIELD MEASUREMENTS

Table with columns: GALLONS REMOVED, TIME, Temp, pH, CONDUCTIVITY (µMHOS/CM), TDS (g/L), ORP (mV), DO (mg/l), COMMENTS. Includes handwritten data for Downhole (Pre-Purge), 2, and H.S.

ACTUAL DEPTH TO GROUNDWATER BEFORE SAMPLING (BTGC): TIME SAMPLED: 0635
SAMPLING METHOD Bailer

CONTAINERS / PRESERVATIVE: 6 / HCL 40 ML
Poly
1 / None LITER
OTHER

- ANALYSES: (Note if any samples are field filtered)
[x] TEHd, TEHmo (8015 w/ Silica gel)
[x] TVHg, BTEX, MTBE (8015/8020)
VOCs (8260)
HVOCs (8260)
Title 22 Metals (6010/9000)
Pesticides (8080)
PCBs (8080)
Sulfate (300.0)
Nitrate (300.0)
Fe 2+ - Field Filtered

MISC FIELD OBSERVATION:

ANALYTICAL TEST REPORT



Curtis & Tompkins, Ltd., Analytical Laboratories, Since 1878

2323 Fifth Street, Berkeley, CA 94710, Phone (510) 486-0900

RECEIVED
MAY 8 2005

ANALYTICAL REPORT

Prepared for:

Fugro West Inc.
1000 Broadway
Suite 200
Oakland, CA 94607


Date: 28-APR-05
Lab Job Number: 178942
Project ID: 609.004
Location: 2250 Telgraph Av. Oakland

This data package has been reviewed for technical correctness and completeness. Release of this data has been authorized by the Laboratory Manager or the Manager's designee, as verified by the following signatures. The results contained in this report meet all requirements of NELAC and pertain only to those samples which were submitted for analysis.

Reviewed by:


Project Manager

Reviewed by:


Operations Manager

This package may be reproduced only in its entirety.

CASE NARRATIVE

Laboratory number: 178942
Client: Fugro West Inc.
Project: 609.004
Location: 2250 Telgraph Av. Oakland
Request Date: 04/15/05
Samples Received: 04/15/05

This hardcopy data package contains sample and QC results for six water samples, requested for the above referenced project on 04/15/05. The samples were received cold and intact.

TPH-Purgeables and/or BTXE by GC (EPA 8015B and EPA 8021B):

High surrogate recovery was observed for bromofluorobenzene (FID) in MW-4 (lab # 178942-004), due to interference from coeluting hydrocarbon peaks. High surrogate recoveries were observed for trifluorotoluene (FID) in MW-4 (lab # 178942-004) and MW-6 (lab # 178942-006), due to interference from coeluting hydrocarbon peaks. High surrogate recoveries were observed for trifluorotoluene (PID) in MW-4 (lab # 178942-004) and MW-6 (lab # 178942-006), due to interference from coeluting hydrocarbon peaks; the corresponding bromofluorobenzene (PID) surrogate recoveries were within limits. No other analytical problems were encountered.

TPH-Extractables by GC (EPA 8015B):

No analytical problems were encountered.

Volatile Organics by GC/MS (EPA 8260B):

High recoveries were observed for isopropyl ether (DIPE) and ethyl tert-butyl ether (ETBE) in the MS/MSD for batch 101290; the parent sample was not a project sample, the LCS was within limits, the associated RPDs were within limits, and these analytes were not detected at or above the RL in the associated sample. No other analytical problems were encountered.

CHAIN OF CUSTODY

178942

PROJECT NAME: 2250 Telegraph Ave

PROJECT NO.: 609.00H

PROJECT CONTACT: Obi Nzewi

SAMPLED BY: Obi Nzewi

LAB: CST

TURNAROUND: Standard

REQUESTED BY:

| ANALYSIS REQUESTED | |
|---------------------------------------|--------------------------------------|
| TPH _h , BTEX (2015m ± 80%) | Lead Scavengers 5 Fuel Oxygenates |
| TPH _d & m.o (6015m ± 150%) | |
| | |
| | |
| | |
| | |

| LABORATORY I.D. NUMBER | FIELD SAMPLE I.D. | MATRIX | | | CONTAINERS | | | | | PRESERVATIVE | | | | | SAMPLING DATE | | | | NOTES | | | |
|------------------------|-------------------|--------|------|-----|------------|-------|------|------|-----|--------------|--------------------------------|------------------|-----|-------|---------------|-------|-----|------|-------|------|-----|---------------------------------------------------------------------------------------------------------------------------------------------------------------------------------------------------------------------------------------------------|
| | | WATER | SOIL | AIR | VOA | LITER | PINT | TUBE | JAR | HCL | H ₂ SO ₄ | HNO ₃ | ICE | OTHER | NONE | MONTH | DAY | YEAR | | TIME | | |
| | | | | | | | | | | | | | | | | | | | | HR | MIN | |
| <u>1</u> | <u>MW-1</u> | X | | | 6 | 1 | | | | | | | | | | | 04 | 14 | 05 | 12 | 35 | X X X X X X X X X X X X X X X X X X X X X X X X X X X X X X X X X X X X X X X X X X X X X X X X X X X X X X X X X X X X X X X X X X X X X X X X X X X X X X X X X X X X X X X X X X X X X X X X X X X X X X X X X X X X X X X X |
| <u>2</u> | <u>MW-2</u> | X | | | 6 | 1 | | | | | | X | | X | | | 04 | 14 | 05 | 11 | 40 | |
| <u>3</u> | <u>MW-3</u> | X | | | 6 | 1 | | | | | | X | | X | | | 04 | 14 | 05 | 10 | 45 | |
| <u>4</u> | <u>MW-4</u> | X | | | 6 | 1 | | | | | | X | | X | | | 04 | 14 | 05 | 09 | 55 | |
| <u>5</u> | <u>MW-5</u> | X | | | 6 | 1 | | | | | | X | | X | | | 04 | 14 | 05 | 08 | 35 | |
| <u>6</u> | <u>MW-6</u> | X | | | 6 | 1 | | | | | | X | | X | | | 04 | 14 | 05 | 14 | 10 | |

CHAIN OF CUSTODY RECORD

| | | | |
|--------------------------------------------------|---------------------------|------------------------------------------------|---------------------------|
| RELINQUISHED BY: (Signature) <i>Obi Nzewi</i> | DATE/TIME 4/15/05 1340 | RECEIVED BY: (Signature) <i>[Signature]</i> | DATE/TIME 4/15/05 1340 |
| RELINQUISHED BY: (Signature) | DATE/TIME | RECEIVED BY: (Signature) | DATE/TIME |
| RELINQUISHED BY: (Signature) | DATE/TIME | RECEIVED BY: (Signature) | DATE/TIME |
| RELINQUISHED BY: (Signature) | DATE/TIME | RECEIVED BY: (Signature) | DATE/TIME |

COMMENTS & NOTES:

FUGRO

FUGRO WEST, INC.

1000 Broadway, Suite 200
Oakland, California 94607
Tel: 510.268.0461 Fax: 510.268.0137

Rec'd cold intact 4/15/05 SSS

Curtis & Tompkins Laboratories Analytical Report

| | | | |
|-----------|-----------------|-----------|---------------------------|
| Lab #: | 178942 | Location: | 2250 Telgraph Av. Oakland |
| Client: | Fugro West Inc. | Prep: | EPA 5030B |
| Project#: | 609.004 | | |
| Matrix: | Water | Sampled: | 04/14/05 |
| Units: | ug/L | Received: | 04/15/05 |
| Diln Fac: | 1.000 | Analyzed: | 04/15/05 |
| Batch#: | 101209 | | |

| | | | |
|-----------|--------|---------|------------|
| Field ID: | MW-1 | Lab ID: | 178942-001 |
| Type: | SAMPLE | | |

| Analyte | Result | RL | Analysis |
|-----------------|--------|------|-----------|
| Gasoline C7-C12 | 520 Y | 50 | EPA 8015B |
| Benzene | 3.3 C | 0.50 | EPA 8021B |
| Toluene | 1.8 | 0.50 | EPA 8021B |
| Ethylbenzene | ND | 0.50 | EPA 8021B |
| m,p-Xylenes | 2.2 | 0.50 | EPA 8021B |
| o-Xylene | 2.4 | 0.50 | EPA 8021B |

| Surrogate | %REC | Limits | Analysis |
|--------------------------|------|--------|-----------|
| Trifluorotoluene (FID) | 123 | 63-141 | EPA 8015B |
| Bromofluorobenzene (FID) | 118 | 79-139 | EPA 8015B |
| Trifluorotoluene (PID) | 112 | 63-133 | EPA 8021B |
| Bromofluorobenzene (PID) | 116 | 79-128 | EPA 8021B |

| | | | |
|-----------|--------|---------|------------|
| Field ID: | MW-2 | Lab ID: | 178942-002 |
| Type: | SAMPLE | | |

| Analyte | Result | RL | Analysis |
|-----------------|--------|------|-----------|
| Gasoline C7-C12 | ND | 50 | EPA 8015B |
| Benzene | ND | 0.50 | EPA 8021B |
| Toluene | ND | 0.50 | EPA 8021B |
| Ethylbenzene | ND | 0.50 | EPA 8021B |
| m,p-Xylenes | ND | 0.50 | EPA 8021B |
| o-Xylene | ND | 0.50 | EPA 8021B |

| Surrogate | %REC | Limits | Analysis |
|--------------------------|------|--------|-----------|
| Trifluorotoluene (FID) | 90 | 63-141 | EPA 8015B |
| Bromofluorobenzene (FID) | 98 | 79-139 | EPA 8015B |
| Trifluorotoluene (PID) | 91 | 63-133 | EPA 8021B |
| Bromofluorobenzene (PID) | 99 | 79-128 | EPA 8021B |

*= Value outside of QC limits; see narrative
 C= Presence confirmed, but RPD between columns exceeds 40%
 Y= Sample exhibits chromatographic pattern which does not resemble standard
 ND= Not Detected
 RL= Reporting Limit
 Page 1 of 4


GC04 TVH 'J' Data File FID

Sample Name : 178942-001,101209
 FileName : G:\GC04\DATA\105J007.raw
 Method : TVHBTXE
 Start Time : 0.00 min End Time : 26.00 min
 Scale Factor : 1.0 Plot Offset: 50 mV

Sample #: a1.0 Page 1 of 1
 Date : 4/16/05 11:19 AM
 Time of Injection: 4/15/05 04:48 PM
 Low Point : 50.49 mV High Point : 216.25 mV
 Plot Scale: 165.8 mV

MW-1

Response [mV]



GC04 TVH 'J' Data File FID

Sample Name : 178942-004,101209

Sample #: a1.0

Page 1 of 1

File Name : G:\GC04\DATA\105J010.raw

Date : 4/16/05 11:19 AM

Method : TVHBTXE

Time of Injection: 4/15/05 06:35 PM

Start Time : 0.00 min End Time : 26.00 min

Low Point : 31.93 mV

High Point : 586.26 mV


Scale Factor: 1.0

Plot Offset: 32 mV

Plot Scale: 554.3 mV

MW-4

Response [mV]





Curtis & Tompkins Laboratories Analytical Report

| | | | |
|-----------|-----------------|-----------|---------------------------|
| Lab #: | 178942 | Location: | 2250 Telgraph Av. Oakland |
| Client: | Fugro West Inc. | Prep: | EPA 5030B |
| Project#: | 609.004 | | |
| Matrix: | Water | Sampled: | 04/14/05 |
| Units: | ug/L | Received: | 04/15/05 |
| Diln Fac: | 1.000 | Analyzed: | 04/15/05 |
| Batch#: | 101209 | | |

Field ID: MW-5 Lab ID: 178942-005
Type: SAMPLE

| Analyte | Result | RL | Analysis |
|-----------------|--------|------|-----------|
| Gasoline C7-C12 | ND | 50 | EPA 8015B |
| Benzene | ND | 0.50 | EPA 8021B |
| Toluene | ND | 0.50 | EPA 8021B |
| Ethylbenzene | ND | 0.50 | EPA 8021B |
| m,p-Xylenes | ND | 0.50 | EPA 8021B |
| o-Xylene | ND | 0.50 | EPA 8021B |

| Surrogate | %REC | Limits | Analysis |
|--------------------------|------|--------|-----------|
| Trifluorotoluene (FID) | 92 | 63-141 | EPA 8015B |
| Bromofluorobenzene (FID) | 100 | 79-139 | EPA 8015B |
| Trifluorotoluene (PID) | 97 | 63-133 | EPA 8021B |
| Bromofluorobenzene (PID) | 106 | 79-128 | EPA 8021B |

Field ID: MW-6 Lab ID: 178942-006
Type: SAMPLE

| Analyte | Result | RL | Analysis |
|-----------------|---------|------|-----------|
| Gasoline C7-C12 | 2,100 Y | 50 | EPA 8015B |
| Benzene | ND | 0.50 | EPA 8021B |
| Toluene | ND | 0.50 | EPA 8021B |
| Ethylbenzene | ND | 0.50 | EPA 8021B |
| m,p-Xylenes | 2.7 C | 0.50 | EPA 8021B |
| o-Xylene | 3.2 C | 0.50 | EPA 8021B |

| Surrogate | %REC | Limits | Analysis |
|--------------------------|-------|--------|-----------|
| Trifluorotoluene (FID) | 166 * | 63-141 | EPA 8015B |
| Bromofluorobenzene (FID) | 135 | 79-139 | EPA 8015B |
| Trifluorotoluene (PID) | 149 * | 63-133 | EPA 8021B |
| Bromofluorobenzene (PID) | 117 | 79-128 | EPA 8021B |

*= Value outside of QC limits; see narrative
C= Presence confirmed, but RPD between columns exceeds 40%
Y= Sample exhibits chromatographic pattern which does not resemble standard
ND= Not Detected
RL= Reporting Limit

GC04 TVH 'J' Data File FID


Sample Name : 178942-006,101209
FileName : G:\GC04\DATA\105J016.raw
Method : TVHBTXE
Start Time : 0.00 min
Scale Factor : 1.0

End Time : 26.00 min
Plot Offset: 38 mV

Sample #: a1.0
Date : 4/16/05 11:19 AM
Time of Injection: 4/15/05 10:11 PM
Low Point : 37.68 mV
High Point : 475.53 mV
Plot Scale: 437.9 mV

MW-6

Response [mV]





Curtis & Tompkins Laboratories Analytical Report

| | | | |
|-----------|-----------------|-----------|---------------------------|
| Lab #: | 178942 | Location: | 2250 Telgraph Av. Oakland |
| Client: | Fugro West Inc. | Prep: | EPA 5030B |
| Project#: | 609.004 | | |
| Matrix: | Water | Sampled: | 04/14/05 |
| Units: | ug/L | Received: | 04/15/05 |
| Diln Fac: | 1.000 | Analyzed: | 04/15/05 |
| Batch#: | 101209 | | |

Type: BLANK Lab ID: QC290624

| Analyte | Result | RL | Analysis |
|-----------------|--------|------|-----------|
| Gasoline C7-C12 | ND | 50 | EPA 8015B |
| Benzene | ND | 0.50 | EPA 8021B |
| Toluene | ND | 0.50 | EPA 8021B |
| Ethylbenzene | ND | 0.50 | EPA 8021B |
| m,p-Xylenes | ND | 0.50 | EPA 8021B |
| o-Xylene | ND | 0.50 | EPA 8021B |

| Surrogate | %REC | Limits | Analysis |
|--------------------------|------|--------|-----------|
| Trifluorotoluene (FID) | 92 | 63-141 | EPA 8015B |
| Bromofluorobenzene (FID) | 99 | 79-139 | EPA 8015B |
| Trifluorotoluene (PID) | 95 | 63-133 | EPA 8021B |
| Bromofluorobenzene (PID) | 100 | 79-128 | EPA 8021B |

*= Value outside of QC limits; see narrative
 C= Presence confirmed, but RPD between columns exceeds 40%
 Y= Sample exhibits chromatographic pattern which does not resemble standard
 ND= Not Detected
 RL= Reporting Limit
 Page 4 of 4

GC04 TVH 'J' Data File FID

Sample Name : ccv/lcs.gc290625,101209,S247,5/5000

Sample #:

Page 1 of 1

FileName : G:\GC04\DATA\105J002.raw

Date : 4/15/05 12:05 PM

Method : TVHBTXE

Time of Injection: 4/15/05 11:39 AM

Start Time : 0.00 min

End Time : 26.00 min

Low Point : 42.49 mV

High Point : 393.35 mV


Scale Factor: 1.0

Plot Offset: 42 mV

Plot Scale: 350.9 mV

Gasoline

Response [mV]



Batch QC Report

Curtis & Tompkins Laboratories Analytical Report

| | | | |
|-----------|-----------------|-----------|---------------------------|
| Lab #: | 178942 | Location: | 2250 Telgraph Av. Oakland |
| Client: | Fugro West Inc. | Prep: | EPA 5030B |
| Project#: | 609.004 | Analysis: | EPA 8015B |
| Type: | LCS | Diln Fac: | 1.000 |
| Lab ID: | QC290625 | Batch#: | 101209 |
| Matrix: | Water | Analyzed: | 04/15/05 |
| Units: | ug/L | | |

| Analyte | Spiked | Result | %REC | Limits |
|-----------------|--------|--------|------|--------|
| Gasoline C7-C12 | 2,000 | 2,072 | 104 | 80-120 |

| Surrogate | %REC | Limits |
|--------------------------|------|--------|
| Trifluorotoluene (FID) | 136 | 63-141 |
| Bromofluorobenzene (FID) | 106 | 79-139 |

Batch QC Report

Curtis & Tompkins Laboratories Analytical Report

| | | | |
|-----------|-----------------|-----------|---------------------------|
| Lab #: | 178942 | Location: | 2250 Telgraph Av. Oakland |
| Client: | Fugro West Inc. | Prep: | EPA 5030B |
| Project#: | 609.004 | Analysis: | EPA 8021B |
| Type: | LCS | Diln Fac: | 1.000 |
| Lab ID: | QC290626 | Batch#: | 101209 |
| Matrix: | Water | Analyzed: | 04/15/05 |
| Units: | ug/L | | |

| Analyte | Spiked | Result | %REC | Limits |
|--------------|--------|--------|------|--------|
| Benzene | 20.00 | 18.20 | 91 | 80-120 |
| Toluene | 20.00 | 19.37 | 97 | 80-120 |
| Ethylbenzene | 20.00 | 19.82 | 99 | 80-120 |
| m,p-Xylenes | 20.00 | 17.75 | 89 | 80-120 |
| o-Xylene | 20.00 | 19.55 | 98 | 80-120 |

| Surrogate | %REC | Limits |
|--------------------------|------|--------|
| Trifluorotoluene (PID) | 85 | 63-133 |
| Bromofluorobenzene (PID) | 93 | 79-128 |

Batch QC Report

Curtis & Tompkins Laboratories Analytical Report

| | | | |
|-------------|-----------------|-----------|---------------------------|
| Lab #: | 178942 | Location: | 2250 Telgraph Av. Oakland |
| Client: | Fugro West Inc. | Prep: | EPA 5030B |
| Project#: | 609.004 | Analysis: | EPA 8015B |
| Field ID: | ZZZZZZZZZZ | Batch#: | 101209 |
| MSS Lab ID: | 178925-001 | Sampled: | 04/13/05 |
| Matrix: | Water | Received: | 04/15/05 |
| Units: | ug/L | Analyzed: | 04/15/05 |
| Diln Fac: | 1.000 | | |

Type: MS Lab ID: QC290640

| Analyte | MSS Result | Spiked | Result | %REC | Limits |
|-----------------|------------|--------|--------|------|--------|
| Gasoline C7-C12 | 21.69 | 2,000 | 2,042 | 101 | 80-120 |

| Surrogate | %REC | Limits |
|--------------------------|------|--------|
| Trifluorotoluene (FID) | 134 | 63-141 |
| Bromofluorobenzene (FID) | 104 | 79-139 |

Type: MSD Lab ID: QC290641

| Analyte | Spiked | Result | %REC | Limits | RPD | Lim |
|-----------------|--------|--------|------|--------|-----|-----|
| Gasoline C7-C12 | 2,000 | 2,050 | 101 | 80-120 | 0 | 20 |

| Surrogate | %REC | Limits |
|--------------------------|------|--------|
| Trifluorotoluene (FID) | 137 | 63-141 |
| Bromofluorobenzene (FID) | 110 | 79-139 |



Total Extractable Hydrocarbons

| | | | |
|-----------|-----------------|-----------|----------------------------|
| Lab #: | 178942 | Location: | 2250 Telegraph Av. Oakland |
| Client: | Fugro West Inc. | Prep: | EPA 3520C |
| Project#: | 609.004 | Analysis: | EPA 8015B |
| Matrix: | Water | Sampled: | 04/14/05 |
| Units: | ug/L | Received: | 04/15/05 |
| Diln Fac: | 1.000 | Prepared: | 04/19/05 |
| Batch#: | 101299 | | |

| | | | |
|-----------|------------|-----------------|-----------|
| Field ID: | MW-1 | Analyzed: | 04/21/05 |
| Type: | SAMPLE | Cleanup Method: | EPA 3630C |
| Lab ID: | 178942-001 | | |

| Analyte | Result | RL |
|-------------------|--------|-----|
| Diesel C10-C24 | 99 L Y | 50 |
| Motor Oil C24-C36 | ND | 300 |

| Surrogate | %REC | Limits |
|------------|------|--------|
| Hexacosane | 134 | 55-143 |

| | | | |
|-----------|------------|-----------------|-----------|
| Field ID: | MW-2 | Analyzed: | 04/21/05 |
| Type: | SAMPLE | Cleanup Method: | EPA 3630C |
| Lab ID: | 178942-002 | | |

| Analyte | Result | RL |
|-------------------|--------|-----|
| Diesel C10-C24 | ND | 50 |
| Motor Oil C24-C36 | ND | 300 |

| Surrogate | %REC | Limits |
|------------|------|--------|
| Hexacosane | 131 | 55-143 |

| | | | |
|-----------|------------|-----------------|-----------|
| Field ID: | MW-3 | Analyzed: | 04/21/05 |
| Type: | SAMPLE | Cleanup Method: | EPA 3630C |
| Lab ID: | 178942-003 | | |

| Analyte | Result | RL |
|-------------------|--------|-----|
| Diesel C10-C24 | ND | 50 |
| Motor Oil C24-C36 | ND | 300 |

| Surrogate | %REC | Limits |
|------------|------|--------|
| Hexacosane | 111 | 55-143 |

| | | | |
|-----------|------------|-----------------|-----------|
| Field ID: | MW-4 | Analyzed: | 04/21/05 |
| Type: | SAMPLE | Cleanup Method: | EPA 3630C |
| Lab ID: | 178942-004 | | |

| Analyte | Result | RL |
|-------------------|-------------|-----|
| Diesel C10-C24 | 2,200 H L Y | 50 |
| Motor Oil C24-C36 | 2,500 | 300 |

| Surrogate | %REC | Limits |
|------------|------|--------|
| Hexacosane | 143 | 55-143 |

H= Heavier hydrocarbons contributed to the quantitation
L= Lighter hydrocarbons contributed to the quantitation
Y= Sample exhibits chromatographic pattern which does not resemble standard
ND= Not Detected
RL= Reporting Limit

Chromatogram

Sample Name : 178942-001sg,101299

FileName : G:\GC17\CHA\110A026.RAW

Method : ATEH103.MTH

Start Time : 0.01 min

Scale Factor: 0.0

End Time : 19.99 min

Plot Offset: 7 mV

Sample #: 101299

Date : 4/21/05 09:05 AM

Time of Injection: 4/21/05 04:24 AM


Low Point : 7.13 mV

Plot Scale: 431.0 mV

Page 1 of 1

Response [mV]

MW-1



Chromatogram

Sample Name : 178942-004sg,101299

Sample #: 101299

Page 1 of 1

FileName : G:\GC17\CHA\110A029.RAW

Date : 4/21/05 09:07 AM

Method : ATEH103.MTH

Time of Injection: 4/21/05 05:50 AM

Start Time : 0.01 min

End Time : 19.99 min

Low Point : 7.37 mV

High Point : 472.17 mV


Scale Factor: 0.0

Plot Offset: 7 mV

Plot Scale: 464.8 mV

MW-4

Response [mV]



Total Extractable Hydrocarbons

| | | | |
|-----------|-----------------|-----------|---------------------------|
| Lab #: | 178942 | Location: | 2250 Telgraph Av. Oakland |
| Client: | Fugro West Inc. | Prep: | EPA 3520C |
| Project#: | 609.004 | Analysis: | EPA 8015B |
| Matrix: | Water | Sampled: | 04/14/05 |
| Units: | ug/L | Received: | 04/15/05 |
| Diln Fac: | 1.000 | Prepared: | 04/19/05 |
| Batch#: | 101299 | | |

| | | | |
|-----------|------------|-----------------|-----------|
| Field ID: | MW-5 | Analyzed: | 04/21/05 |
| Type: | SAMPLE | Cleanup Method: | EPA 3630C |
| Lab ID: | 178942-005 | | |

| Analyte | Result | RL |
|-------------------|--------|-----|
| Diesel C10-C24 | ND | 50 |
| Motor Oil C24-C36 | ND | 300 |

| Surrogate | %REC | Limits |
|------------|------|--------|
| Hexacosane | 112 | 55-143 |

| | | | |
|-----------|------------|-----------------|-----------|
| Field ID: | MW-6 | Analyzed: | 04/21/05 |
| Type: | SAMPLE | Cleanup Method: | EPA 3630C |
| Lab ID: | 178942-006 | | |

| Analyte | Result | RL |
|-------------------|---------|-----|
| Diesel C10-C24 | 890 L Y | 50 |
| Motor Oil C24-C36 | ND | 300 |

| Surrogate | %REC | Limits |
|------------|------|--------|
| Hexacosane | 116 | 55-143 |

| | | | |
|---------|----------|-----------------|-----------|
| Type: | BLANK | Analyzed: | 04/20/05 |
| Lab ID: | QC291008 | Cleanup Method: | EPA 3630C |

| Analyte | Result | RL |
|-------------------|--------|-----|
| Diesel C10-C24 | ND | 50 |
| Motor Oil C24-C36 | ND | 300 |

| Surrogate | %REC | Limits |
|------------|------|--------|
| Hexacosane | 86 | 55-143 |

H= Heavier hydrocarbons contributed to the quantitation
 L= Lighter hydrocarbons contributed to the quantitation
 Y= Sample exhibits chromatographic pattern which does not resemble standard
 D= Not Detected
 L= Reporting Limit
 age 2 of 2

Chromatogram

Sample Name : 178942-006sg,101299
FileName : G:\GC17\CHA\110A034.RAW
Method : ATEH103.MTH
Start Time : 0.01 min
Scale Factor: 0.0


End Time : 19.99 min
Plot Offset: 7 mV

Sample #: 101299
Date : 4/21/05 09:09 AM
Time of Injection: 4/21/05 08:13 AM
Low Point : 7.35 mV
High Point : 408.00 mV
Plot Scale: 400.7 mV

Page 1 of 1

MW-6

Response [mV]



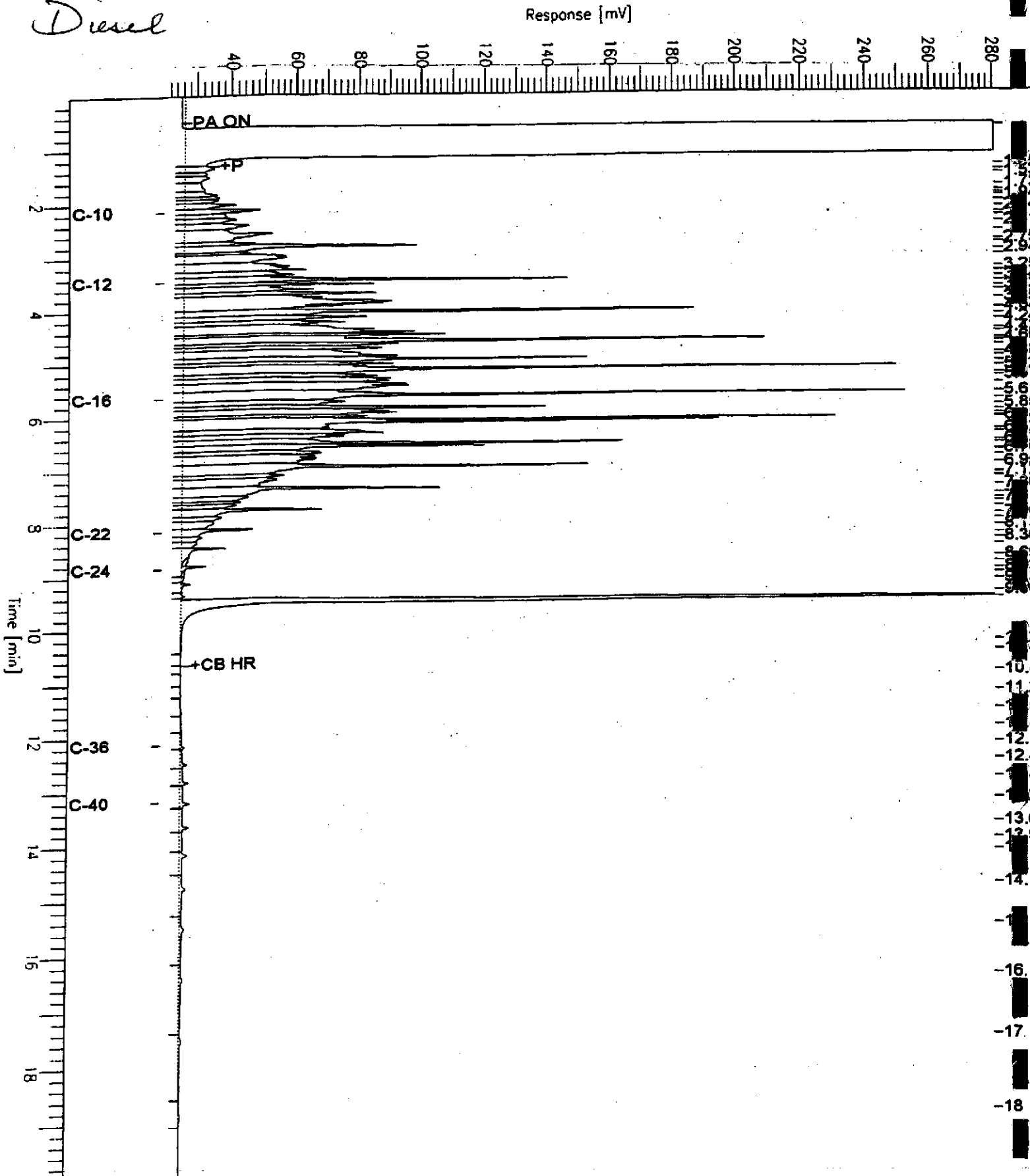
Chromatogram

Sample Name : ccv,S72,dsl
FileName : G:\GC17\CHA\110A003.RAW
Method : ATEH103.MTH
Start Time : 0.01 min
Scale Factor: 0.0

End Time : 19.97 min
Plot Offset: 20 mV

Sample #: 500mg/L
Date : 4/20/05 02:35 PM
Time of Injection: 4/20/05 11:27 AM
Low Point : 20.27 mV
Plot Scale: 260.1 mV

Diesel



Chromatogram

Sample Name : ccv,S294,mo
FileName : G:\GC17\CHA\110A004.RAW
Method : ATEH103.MTH
Start Time : 0.01 min
Scale Factor : 0.0

End Time : 19.99 min
Plot Offset: 20 mV

Sample #: 500mg/L

Date : 4/20/05 02:36 PM

Time of Injection: 4/20/05 11:55 AM

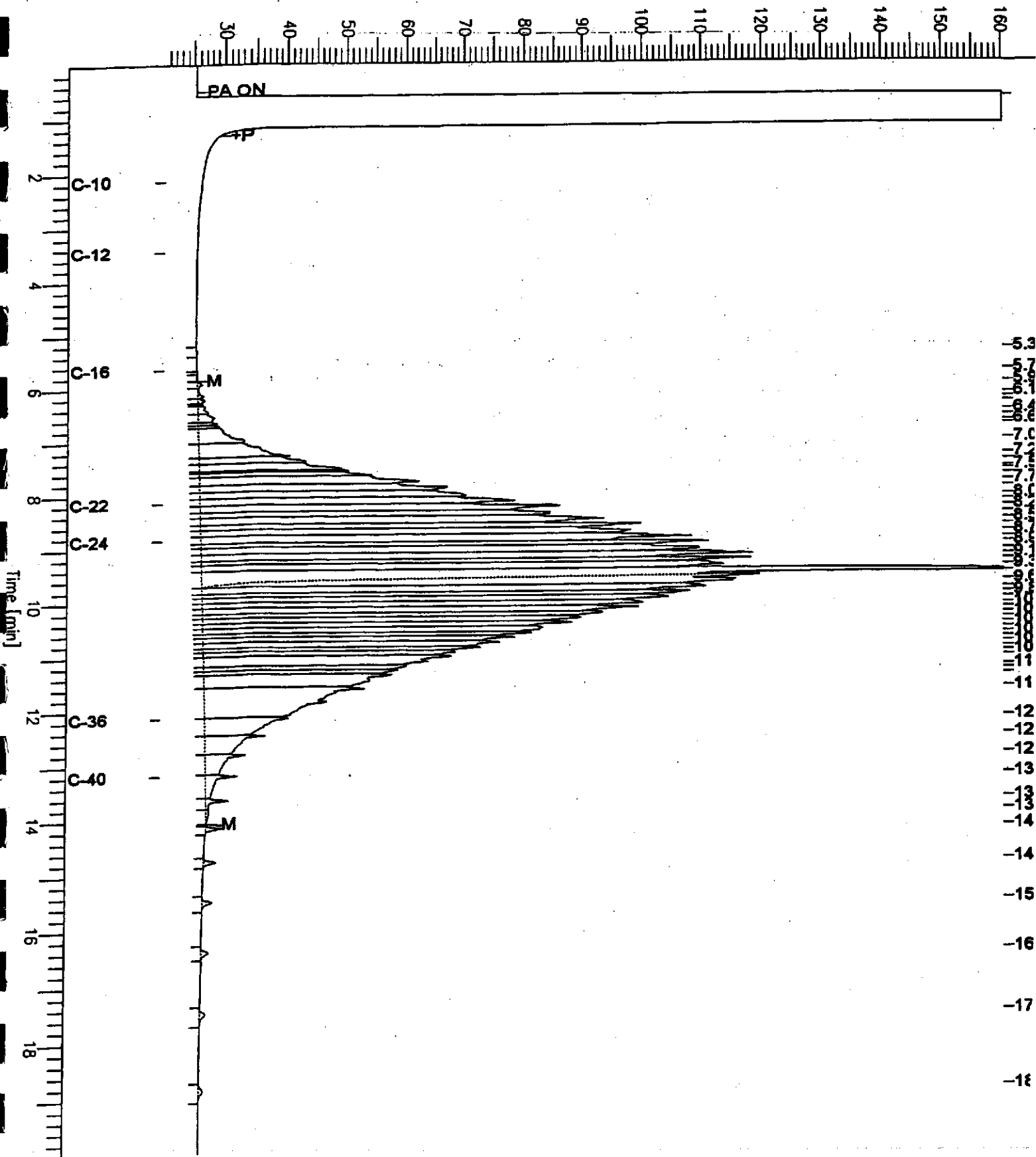
Low Point : 20.22 mV

Plot Scale: 139.9 mV

Page 1 of 1

Motor Oil

Response [mV]



Batch QC Report

Total Extractable Hydrocarbons

| | | | |
|-----------|-----------------|-----------|---------------------------|
| Lab #: | 178942 | Location: | 2250 Telgraph Av. Oakland |
| Client: | Fugro West Inc. | Prep: | EPA 3520C |
| Project#: | 609.004 | Analysis: | EPA 8015B |
| Matrix: | Water | Batch#: | 101299 |
| Units: | ug/L | Prepared: | 04/19/05 |
| Diln Fac: | 1.000 | | |

Type: BS Analyzed: 04/22/05
 Lab ID: QC291009 Cleanup Method: EPA 3630C

| Analyte | Spiked | Result | %REC | Limits |
|----------------|--------|--------|------|--------|
| Diesel C10-C24 | 2,500 | 2,724 | 109 | 50-133 |

| Surrogate | %REC | Limits |
|------------|------|--------|
| Hexacosane | 111 | 55-143 |

Type: BSD Analyzed: 04/21/05
 Lab ID: QC291010 Cleanup Method: EPA 3630C

| Analyte | Spiked | Result | %REC | Limits | RPD | Lim |
|----------------|--------|--------|------|--------|-----|-----|
| Diesel C10-C24 | 2,500 | 3,101 | 124 | 50-133 | 13 | 40 |

| Surrogate | %REC | Limits |
|------------|------|--------|
| Hexacosane | 132 | 55-143 |

Gasoline Oxygenates by GC/MS

| | | | |
|-----------|-----------------|-----------|---------------------------|
| Lab #: | 178942 | Location: | 2250 Telgraph Av. Oakland |
| Client: | Fugro West Inc. | Prep: | EPA 5030B |
| Project#: | 609.004 | Analysis: | EPA 8260B |
| Matrix: | Water | Sampled: | 04/14/05 |
| Units: | ug/L | Received: | 04/15/05 |
| Diln Fac: | 1.000 | | |

| | | | |
|-----------|------------|-----------|----------|
| Field ID: | MW-1 | Batch#: | 101243 |
| Type: | SAMPLE | Analyzed: | 04/18/05 |
| Lab ID: | 178942-001 | | |

| Analyte | Result | RL |
|-------------------------------|--------|-----|
| tert-Butyl Alcohol (TBA) | ND | 10 |
| MTBE | ND | 0.5 |
| Isopropyl Ether (DIPE) | ND | 0.5 |
| Ethyl tert-Butyl Ether (ETBE) | ND | 0.5 |
| Methyl tert-Amyl Ether (TAME) | ND | 0.5 |
| 1,2-Dichloroethane | 0.6 | 0.5 |
| 1,2-Dibromoethane | ND | 0.5 |

| Surrogate | %REC | Limite |
|-----------------------|------|--------|
| Dibromofluoromethane | 107 | 80-120 |
| 1,2-Dichloroethane-d4 | 103 | 80-122 |
| Toluene-d8 | 103 | 80-120 |
| Bromofluorobenzene | 104 | 80-124 |

| | | | |
|-----------|------------|-----------|----------|
| Field ID: | MW-2 | Batch#: | 101243 |
| Type: | SAMPLE | Analyzed: | 04/18/05 |
| Lab ID: | 178942-002 | | |

| Analyte | Result | RL |
|-------------------------------|--------|-----|
| tert-Butyl Alcohol (TBA) | ND | 10 |
| MTBE | ND | 0.5 |
| Isopropyl Ether (DIPE) | ND | 0.5 |
| Ethyl tert-Butyl Ether (ETBE) | ND | 0.5 |
| Methyl tert-Amyl Ether (TAME) | ND | 0.5 |
| 1,2-Dichloroethane | ND | 0.5 |
| 1,2-Dibromoethane | ND | 0.5 |

| Surrogate | %REC | Limite |
|-----------------------|------|--------|
| Dibromofluoromethane | 104 | 80-120 |
| 1,2-Dichloroethane-d4 | 101 | 80-122 |
| Toluene-d8 | 101 | 80-120 |
| Bromofluorobenzene | 107 | 80-124 |

Gasoline Oxygenates by GC/MS

| | | | |
|-----------|-----------------|-----------|---------------------------|
| Lab #: | 178942 | Location: | 2250 Telgraph Av. Oakland |
| Client: | Fugro West Inc. | Prep: | EPA 5030B |
| Project#: | 609.004 | Analysis: | EPA 8260B |
| Matrix: | Water | Sampled: | 04/14/05 |
| Units: | ug/L | Received: | 04/15/05 |
| Diln Fac: | 1.000 | | |

| | | | |
|-----------|------------|-----------|----------|
| Field ID: | MW-3 | Batch#: | 101243 |
| Type: | SAMPLE | Analyzed: | 04/18/05 |
| Lab ID: | 178942-003 | | |

| Analyte | Result | RL |
|-------------------------------|--------|-----|
| tert-Butyl Alcohol (TBA) | ND | 10 |
| MTBE | ND | 0.5 |
| Isopropyl Ether (DIPE) | ND | 0.5 |
| Ethyl tert-Butyl Ether (ETBE) | ND | 0.5 |
| Methyl tert-Amyl Ether (TAME) | ND | 0.5 |
| 1,2-Dichloroethane | ND | 0.5 |
| 1,2-Dibromoethane | ND | 0.5 |

| Surrogate | %REC | Limits |
|-----------------------|------|--------|
| Dibromofluoromethane | 106 | 80-120 |
| 1,2-Dichloroethane-d4 | 102 | 80-122 |
| Toluene-d8 | 101 | 80-120 |
| Bromofluorobenzene | 108 | 80-124 |

| | | | |
|-----------|------------|-----------|----------|
| Field ID: | MW-4 | Batch#: | 101243 |
| Type: | SAMPLE | Analyzed: | 04/18/05 |
| Lab ID: | 178942-004 | | |

| Analyte | Result | RL |
|-------------------------------|--------|-----|
| tert-Butyl Alcohol (TBA) | ND | 10 |
| MTBE | ND | 0.5 |
| Isopropyl Ether (DIPE) | ND | 0.5 |
| Ethyl tert-Butyl Ether (ETBE) | ND | 0.5 |
| Methyl tert-Amyl Ether (TAME) | ND | 0.5 |
| 1,2-Dichloroethane | ND | 0.5 |
| 1,2-Dibromoethane | ND | 0.5 |

| Surrogate | %REC | Limits |
|-----------------------|------|--------|
| Dibromofluoromethane | 106 | 80-120 |
| 1,2-Dichloroethane-d4 | 103 | 80-122 |
| Toluene-d8 | 103 | 80-120 |
| Bromofluorobenzene | 103 | 80-124 |

Gasoline Oxygenates by GC/MS

| | | | |
|-----------|-----------------|-----------|----------------------------|
| Lab #: | 178942 | Location: | 2250 Telegraph Av. Oakland |
| Client: | Fugro West Inc. | Prep: | EPA 5030B |
| Project#: | 609.004 | Analysis: | EPA 8260B |
| Matrix: | Water | Sampled: | 04/14/05 |
| Units: | ug/L | Received: | 04/15/05 |
| Diln Fac: | 1.000 | | |

| | | | |
|-----------|------------|-----------|----------|
| Field ID: | MW-5 | Batch#: | 101243 |
| Type: | SAMPLE | Analyzed: | 04/18/05 |
| Lab ID: | 178942-005 | | |

| Analyte | Result | RL |
|-------------------------------|--------|-----|
| tert-Butyl Alcohol (TBA) | ND | 10 |
| MTBE | ND | 0.5 |
| Isopropyl Ether (DIPE) | ND | 0.5 |
| Ethyl tert-Butyl Ether (ETBE) | ND | 0.5 |
| Methyl tert-Amyl Ether (TAME) | ND | 0.5 |
| 1,2-Dichloroethane | ND | 0.5 |
| 1,2-Dibromoethane | ND | 0.5 |

| Surrogate | %REC | Limits |
|-----------------------|------|--------|
| Dibromofluoromethane | 98 | 80-120 |
| 1,2-Dichloroethane-d4 | 98 | 80-122 |
| Toluene-d8 | 99 | 80-120 |
| Bromofluorobenzene | 101 | 80-124 |

| | | | |
|-----------|------------|-----------|----------|
| Field ID: | MW-6 | Batch#: | 101290 |
| Type: | SAMPLE | Analyzed: | 04/19/05 |
| Lab ID: | 178942-006 | | |

| Analyte | Result | RL |
|-------------------------------|--------|-----|
| tert-Butyl Alcohol (TBA) | ND | 10 |
| MTBE | 0.7 | 0.5 |
| Isopropyl Ether (DIPE) | ND | 0.5 |
| Ethyl tert-Butyl Ether (ETBE) | ND | 0.5 |
| Methyl tert-Amyl Ether (TAME) | ND | 0.5 |
| 1,2-Dichloroethane | ND | 0.5 |
| 1,2-Dibromoethane | ND | 0.5 |

| Surrogate | %REC | Limits |
|-----------------------|------|--------|
| Dibromofluoromethane | 107 | 80-120 |
| 1,2-Dichloroethane-d4 | 102 | 80-122 |
| Toluene-d8 | 103 | 80-120 |
| Bromofluorobenzene | 101 | 80-124 |

Gasoline Oxygenates by GC/MS

| | | | |
|-----------|-----------------|-----------|---------------------------|
| Lab #: | 178942 | Location: | 2250 Telgraph Av. Oakland |
| Client: | Fugro West Inc. | Prep: | EPA 5030B |
| Project#: | 609.004 | Analysis: | EPA 8260B |
| Matrix: | Water | Sampled: | 04/14/05 |
| Units: | ug/L | Received: | 04/15/05 |
| Diln Fac: | 1.000 | | |

| | | | |
|---------|----------|-----------|----------|
| Type: | BLANK | Batch#: | 101243 |
| Lab ID: | QC290779 | Analyzed: | 04/18/05 |

| Analyte | Result | RL |
|-------------------------------|--------|-----|
| tert-Butyl Alcohol (TBA) | ND | 10 |
| MTBE | ND | 0.5 |
| Isopropyl Ether (DIPE) | ND | 0.5 |
| Ethyl tert-Butyl Ether (ETBE) | ND | 0.5 |
| Methyl tert-Amyl Ether (TAME) | ND | 0.5 |
| 1,2-Dichloroethane | ND | 0.5 |
| 1,2-Dibromoethane | ND | 0.5 |

| Surrogate | %REC | Limits |
|-----------------------|------|--------|
| Dibromofluoromethane | 102 | 80-120 |
| 1,2-Dichloroethane-d4 | 98 | 80-122 |
| Toluene-d8 | 99 | 80-120 |
| Bromofluorobenzene | 107 | 80-124 |

| | | | |
|---------|----------|-----------|----------|
| Type: | BLANK | Batch#: | 101290 |
| Lab ID: | QC290964 | Analyzed: | 04/19/05 |

| Analyte | Result | RL |
|-------------------------------|--------|-----|
| tert-Butyl Alcohol (TBA) | ND | 10 |
| MTBE | ND | 0.5 |
| Isopropyl Ether (DIPE) | ND | 0.5 |
| Ethyl tert-Butyl Ether (ETBE) | ND | 0.5 |
| Methyl tert-Amyl Ether (TAME) | ND | 0.5 |
| 1,2-Dichloroethane | ND | 0.5 |
| 1,2-Dibromoethane | ND | 0.5 |

| Surrogate | %REC | Limits |
|-----------------------|------|--------|
| Dibromofluoromethane | 99 | 80-120 |
| 1,2-Dichloroethane-d4 | 97 | 80-122 |
| Toluene-d8 | 99 | 80-120 |
| Bromofluorobenzene | 103 | 80-124 |

Batch QC Report

Gasoline Oxygenates by GC/MS

| | | | |
|-----------|-----------------|-----------|---------------------------|
| Lab #: | 178942 | Location: | 2250 Telgraph Av. Oakland |
| Client: | Fugro West Inc. | Prep: | EPA 5030B |
| Project#: | 609.004 | Analysis: | EPA 8260B |
| Type: | LCS | Diln Fac: | 1.000 |
| Lab ID: | QC290778 | Batch#: | 101243 |
| Matrix: | Water | Analyzed: | 04/18/05 |
| Units: | ug/L | | |

| Analyte | Spiked | Result | %REC | Limits |
|-------------------------------|--------|--------|------|--------|
| tert-Butyl Alcohol (TBA) | 125.0 | 128.9 | 103 | 65-139 |
| MTBE | 25.00 | 25.62 | 102 | 72-129 |
| Isopropyl Ether (DIPE) | 25.00 | 24.51 | 98 | 76-120 |
| Ethyl tert-Butyl Ether (ETBE) | 25.00 | 26.94 | 108 | 80-120 |
| Methyl tert-Amyl Ether (TAME) | 25.00 | 27.23 | 109 | 80-120 |

| Surrogate | %REC | Limits |
|-----------------------|------|--------|
| Dibromofluoromethane | 100 | 80-120 |
| 1,2-Dichloroethane-d4 | 95 | 80-122 |
| Toluene-d8 | 100 | 80-120 |
| Bromofluorobenzene | 96 | 80-124 |

Batch QC Report

Gasoline Oxygenates by GC/MS

| | | | |
|-----------|-----------------|-----------|---------------------------|
| Lab #: | 178942 | Location: | 2250 Telgraph Av. Oakland |
| Client: | Fugro West Inc. | Prep: | EPA 5030B |
| Project#: | 609.004 | Analysis: | EPA 8260B |
| Type: | LCS | Diln Fac: | 1.000 |
| Lab ID: | QC290963 | Batch#: | 101290 |
| Matrix: | Water | Analyzed: | 04/19/05 |
| Units: | ug/L | | |

| Analyte | Spiked | Result | %REC | Limits |
|-------------------------------|--------|--------|------|--------|
| tert-Butyl Alcohol (TBA) | 125.0 | 121.3 | 97 | 65-139 |
| MTBE | 25.00 | 23.58 | 94 | 72-129 |
| Isopropyl Ether (DIPE) | 25.00 | 21.98 | 88 | 76-120 |
| Ethyl tert-Butyl Ether (ETBE) | 25.00 | 24.76 | 99 | 80-120 |
| Methyl tert-Amyl Ether (TAME) | 25.00 | 26.00 | 104 | 80-120 |

| Surrogate | %REC | Limits |
|-----------------------|------|--------|
| Dibromofluoromethane | 96 | 80-120 |
| 1,2-Dichloroethane-d4 | 92 | 80-122 |
| Toluene-d8 | 98 | 80-120 |
| Bromofluorobenzene | 93 | 80-124 |

Batch QC Report

Gasoline Oxygenates by GC/MS

| | | | |
|-------------|-----------------|-----------|---------------------------|
| Lab #: | 178942 | Location: | 2250 Telgraph Av. Oakland |
| Client: | Fugro West Inc. | Prep: | EPA 5030B |
| Project#: | 609.004 | Analysis: | EPA 8260B |
| Field ID: | ZZZZZZZZZZ | Batch#: | 101243 |
| MSS Lab ID: | 178923-001 | Sampled: | 04/13/05 |
| Matrix: | Water | Received: | 04/15/05 |
| Units: | ug/L | Analyzed: | 04/18/05 |
| Diln Fac: | 1.000 | | |

Type: MS Lab ID: QC290789

| Analyte | MSS Result | Spiked | Result | %REC | Limits |
|-------------------------------|------------|--------|--------|------|--------|
| tert-Butyl Alcohol (TBA) | <1.478 | 125.0 | 126.0 | 94 | 67-147 |
| MTBE | <0.07041 | 25.00 | 24.82 | 99 | 75-122 |
| Isopropyl Ether (DIPE) | <0.1601 | 25.00 | 24.24 | 97 | 79-120 |
| Ethyl tert-Butyl Ether (ETBE) | <0.1225 | 25.00 | 26.94 | 108 | 80-120 |
| Methyl tert-Amyl Ether (TAME) | <0.08733 | 25.00 | 26.34 | 105 | 80-120 |

| Surrogate | %REC | Limits |
|-----------------------|------|--------|
| Dibromofluoromethane | 100 | 80-120 |
| 1,2-Dichloroethane-d4 | 95 | 80-122 |
| Toluene-d8 | 100 | 80-120 |
| Bromofluorobenzene | 95 | 80-124 |

Type: MSD Lab ID: QC290790

| Analyte | Spiked | Result | %REC | Limits | RPD | Lim |
|-------------------------------|--------|--------|------|--------|-----|-----|
| tert-Butyl Alcohol (TBA) | 125.0 | 117.8 | 88 | 67-147 | 7 | 25 |
| MTBE | 25.00 | 23.75 | 95 | 75-122 | 4 | 20 |
| Isopropyl Ether (DIPE) | 25.00 | 22.76 | 91 | 79-120 | 6 | 20 |
| Ethyl tert-Butyl Ether (ETBE) | 25.00 | 25.73 | 103 | 80-120 | 5 | 20 |
| Methyl tert-Amyl Ether (TAME) | 25.00 | 25.53 | 102 | 80-120 | 3 | 20 |

| Surrogate | %REC | Limits |
|-----------------------|------|--------|
| Dibromofluoromethane | 99 | 80-120 |
| 1,2-Dichloroethane-d4 | 94 | 80-122 |
| Toluene-d8 | 99 | 80-120 |
| Bromofluorobenzene | 94 | 80-124 |

Batch QC Report

Gasoline Oxygenates by GC/MS

| | | | |
|-------------|-----------------|-----------|----------------------------|
| Lab #: | 178942 | Location: | 2250 Telegraph Av. Oakland |
| Client: | Fugro West Inc. | Prep: | EPA 5030B |
| Project#: | 609.004 | Analysis: | EPA 8260B |
| Field ID: | ZZZZZZZZZZ | Batch#: | 101290 |
| MSS Lab ID: | 178927-014 | Sampled: | 04/14/05 |
| Matrix: | Water | Received: | 04/15/05 |
| Units: | ug/L | Analyzed: | 04/19/05 |
| Diln Fac: | 1.000 | | |

Type: MS Lab ID: QC290965

| Analyte | MSS Result | Spiked | Result | %REC | Limits |
|-------------------------------|------------|--------|--------|-------|--------|
| tert-Butyl Alcohol (TBA) | <1.478 | 125.0 | 157.4 | 126 | 67-147 |
| MTBE | <0.07041 | 25.00 | 28.97 | 116 | 75-122 |
| Isopropyl Ether (DIPE) | <0.1601 | 25.00 | 30.56 | 122 * | 79-120 |
| Ethyl tert-Butyl Ether (ETBE) | <0.1225 | 25.00 | 32.50 | 130 * | 80-120 |
| Methyl tert-Amyl Ether (TAME) | <0.08733 | 25.00 | 29.03 | 116 | 80-120 |

| Surrogate | %REC | Limits |
|-----------------------|------|--------|
| Dibromofluoromethane | 111 | 80-120 |
| 1,2-Dichloroethane-d4 | 107 | 80-122 |
| Toluene-d8 | 104 | 80-120 |
| Bromofluorobenzene | 100 | 80-124 |

Type: MSD Lab ID: QC290966

| Analyte | Spiked | Result | %REC | Limits | RPD | Lim |
|-------------------------------|--------|--------|-------|--------|-----|-----|
| tert-Butyl Alcohol (TBA) | 125.0 | 149.9 | 120 | 67-147 | 5 | 25 |
| MTBE | 25.00 | 28.53 | 114 | 75-122 | 2 | 20 |
| Isopropyl Ether (DIPE) | 25.00 | 28.74 | 115 | 79-120 | 6 | 20 |
| Ethyl tert-Butyl Ether (ETBE) | 25.00 | 30.95 | 124 * | 80-120 | 5 | 20 |
| Methyl tert-Amyl Ether (TAME) | 25.00 | 28.10 | 112 | 80-120 | 3 | 20 |

| Surrogate | %REC | Limits |
|-----------------------|------|--------|
| Dibromofluoromethane | 107 | 80-120 |
| 1,2-Dichloroethane-d4 | 103 | 80-122 |
| Toluene-d8 | 102 | 80-120 |
| Bromofluorobenzene | 100 | 80-124 |

*= Value outside of QC limits; see narrative

RPD= Relative Percent Difference



Curtis & Tompkins, Ltd., Analytical Laboratories, Since 1878

2323 Fifth Street, Berkeley, CA 94710. Phone (510) 486-0900

A N A L Y T I C A L R E P O R T

Prepared for:

Fugro West Inc.
1000 Broadway
Suite 200
Oakland, CA 94607


Date: 12-AUG-05
Lab Job Number: 180959
Project ID: 609.004
Location: 2250 Telgraph Av. Oakland

This data package has been reviewed for technical correctness and completeness. Release of this data has been authorized by the Laboratory Manager or the Manager's designee, as verified by the following signatures. The results contained in this report meet all requirements of NELAC and pertain only to those samples which were submitted for analysis.

Reviewed by:


Project Manager

Reviewed by:


Operations Manager

This package may be reproduced only in its entirety.



CASE NARRATIVE

Laboratory number: 180959
Client: Fugro West Inc.
Project: 609.004
Location: 2250 Telgraph Av. Oakland
Request Date: 08/01/05
Samples Received: 08/01/05

This hardcopy data package contains sample and QC results for six water samples, requested for the above referenced project on 08/01/05. The samples were received cold and intact.

TPH-Purgeables and/or BTXE by GC (EPA 8015B and EPA 8021B):

Response exceeding the instrument's linear range was observed for trifluorotoluene (FID) in MW-4 (lab # 180959-004); affected data was qualified with "b". High surrogate recoveries were observed for bromofluorobenzene (FID) and trifluorotoluene (FID) in MW-4 (lab # 180959-004) and MW-6 (lab # 180959-006), due to interference from coeluting hydrocarbon peaks. High surrogate recoveries were observed for trifluorotoluene (PID) in MW-4 (lab # 180959-004) and MW-6 (lab # 180959-006), due to interference from coeluting hydrocarbon peaks; the corresponding bromofluorobenzene (PID) surrogate recoveries were within limits. No other analytical problems were encountered.

TPH-Extractables by GC (EPA 8015B):

No analytical problems were encountered.

Volatile Organics by GC/MS (EPA 8260B):

No analytical problems were encountered.

Curtis & Tompkins, Ltd.

Analytical Laboratory Since 1878

2323 Fifth Street
Berkeley, CA 94710
(510) 486-0900 Phone
(510) 486-0532 Fax

CHAIN OF CUSTODY

C & T LOGIN #: 180959

Analysis

Project No.: 609-004

Sampler: Obi Nzewi

Project Name: 2250 Telegraph

Report To: Obi Nzewi

Project P.O.:

Company: Fugro West Inc

Turnaround Time: Standard

Telephone: 510 268 0461

Fax: 510 268 0137

| Lab No. | Sample ID. | Sampling Date Time | Matrix | | | # of Containers | Preservative | | | | |
|---------|------------|--------------------|--------|-------|-------|-------------------|--------------|--------------------------------|------------------|-----|------|
| | | | Soil | Water | Waste | | HCL | H ₂ SO ₄ | HNO ₃ | ICE | None |
| -1 | MW-1 | 8/105/1050 | | X | | 11 Amber 6 VOA | X | | | X | X |
| -2 | MW-2 | 8/105/1000 | | X | | 11 | X | | | X | X |
| -3 | MW-3 | 8/105/0915 | | X | | 11 | X | | | X | X |
| -4 | MW-4 | 8/105/1140 | | X | | 11 | X | | | X | X |
| -5 | MW-5 | 8/105/0730 | | X | | 11 | X | | | X | X |
| -6 | MW-6 | 8/105/0635 | | X | | 11 | X | | | X | X |

| | | | | | | | | | | | | | | | | | | | |
|----------------------------------|---|---|---|---|--|--|--|--|--|--|--|--|--|--|--|--|--|--|--|
| IPHg, BTEX (8020) | | | | | | | | | | | | | | | | | | | |
| IPHg, BTEX (8015m w/ silica gel) | X | X | X | X | | | | | | | | | | | | | | | |
| Lead Scavengers | X | X | X | X | | | | | | | | | | | | | | | |
| 5 Fuel oxygenates | X | X | X | X | | | | | | | | | | | | | | | |

Notes:

SAMPLE RECEIPT
 Intact Cold
 On Ice Ambient
 Preservative Correct?
 Yes No N/A

RELINQUISHED BY:
Obi Nzewi 8-1-05 12:40
 DATE / TIME

RECEIVED BY:
Lavanna 8-1-05 12:40
 DATE / TIME

SIGNATURE

Curtis & Tompkins Laboratories Analytical Report

| | | | |
|-----------|-----------------|-----------|----------------------------|
| Lab #: | 180959 | Location: | 2250 Telegraph Av. Oakland |
| Client: | Fugro West Inc. | Prep: | EPA 5030B |
| Project#: | 609.004 | | |
| Matrix: | Water | Sampled: | 08/01/05 |
| Units: | ug/L | Received: | 08/01/05 |
| Diln Fac: | 1.000 | Analyzed: | 08/01/05 |
| Batch#: | 104432 | | |

Field ID: MW-1 Lab ID: 180959-001
 Type: SAMPLE

| Analyte | Result | RL | Analysis |
|-----------------|--------|------|-----------|
| Gasoline C7-C12 | 480 Y | 50 | EPA 8015B |
| Benzene | ND | 0.50 | EPA 8021B |
| Toluene | ND | 0.50 | EPA 8021B |
| Ethylbenzene | ND | 0.50 | EPA 8021B |
| m,p-Xylenes | 2.3 | 0.50 | EPA 8021B |
| o-Xylene | ND | 0.50 | EPA 8021B |

| Surrogate | %REC | Limits | Analysis |
|--------------------------|------|--------|-----------|
| Trifluorotoluene (FID) | 113 | 63-141 | EPA 8015B |
| Bromofluorobenzene (FID) | 133 | 79-139 | EPA 8015B |
| Trifluorotoluene (PID) | 92 | 63-133 | EPA 8021B |
| Bromofluorobenzene (PID) | 110 | 79-128 | EPA 8021B |

Field ID: MW-2 Lab ID: 180959-002
 Type: SAMPLE

| Analyte | Result | RL | Analysis |
|-----------------|--------|------|-----------|
| Gasoline C7-C12 | ND | 50 | EPA 8015B |
| Benzene | ND | 0.50 | EPA 8021B |
| Toluene | ND | 0.50 | EPA 8021B |
| Ethylbenzene | ND | 0.50 | EPA 8021B |
| m,p-Xylenes | ND | 0.50 | EPA 8021B |
| o-Xylene | ND | 0.50 | EPA 8021B |

| Surrogate | %REC | Limits | Analysis |
|--------------------------|------|--------|-----------|
| Trifluorotoluene (FID) | 94 | 63-141 | EPA 8015B |
| Bromofluorobenzene (FID) | 109 | 79-139 | EPA 8015B |
| Trifluorotoluene (PID) | 82 | 63-133 | EPA 8021B |
| Bromofluorobenzene (PID) | 97 | 79-128 | EPA 8021B |

*= Value outside of QC limits; see narrative
 C= Presence confirmed, but RPD between columns exceeds 40%
 Y= Sample exhibits chromatographic pattern which does not resemble standard
 b= See narrative
 ND= Not Detected
 RL= Reporting Limit
 >LR= Response exceeds instrument's linear range

Chromatogram


Sample Name : 180959-001.104432
FileName : G:\GC05\DATA\213G015.raw
Method : TVHBTXE
Start Time : 0.00 min
Scale Factor : 1.0

Sample #: a1.0
Date : 8/2/05 10:33 AM
Time of Injection: 8/1/05 07:17 PM
Low Point : 4.72 mV
High Point : 178.34 mV
Plot Offset: 5 mV
Plot Scale: 173.6 mV

Page 1 of 1

MW-1

Response [mV]





Curtis & Tompkins Laboratories Analytical Report

| | | | |
|-----------|-----------------|-----------|---------------------------|
| Lab #: | 180959 | Location: | 2250 Telgraph Av. Oakland |
| Client: | Fugro West Inc. | Prep: | EPA 5030B |
| Project#: | 609.004 | | |
| Matrix: | Water | Sampled: | 08/01/05 |
| Units: | ug/L | Received: | 08/01/05 |
| Diln Fac: | 1.000 | Analyzed: | 08/01/05 |
| Batch#: | 104432 | | |

Field ID: MW-3
Type: SAMPLE

Lab ID: 180959-003

| Analyte | Result | RL | Analysis |
|-----------------|--------|------|-----------|
| Gasoline C7-C12 | 410 Y | 50 | EPA 8015B |
| Benzene | 17 | 0.50 | EPA 8021B |
| Toluene | ND | 0.50 | EPA 8021B |
| Ethylbenzene | 0.87 C | 0.50 | EPA 8021B |
| m,p-Xylenes | 1.4 | 0.50 | EPA 8021B |
| o-Xylene | ND | 0.50 | EPA 8021B |

| Surrogate | %REC | Limits | Analysis |
|--------------------------|------|--------|-----------|
| Trifluorotoluene (FID) | 107 | 63-141 | EPA 8015B |
| Bromofluorobenzene (FID) | 120 | 79-139 | EPA 8015B |
| Trifluorotoluene (PID) | 91 | 63-133 | EPA 8021B |
| Bromofluorobenzene (PID) | 108 | 79-128 | EPA 8021B |

Field ID: MW-4
Type: SAMPLE

Lab ID: 180959-004

| Analyte | Result | RL | Analysis |
|-----------------|---------|------|-----------|
| Gasoline C7-C12 | 2,000 Y | 50 | EPA 8015B |
| Benzene | ND | 0.50 | EPA 8021B |
| Toluene | ND | 0.50 | EPA 8021B |
| Ethylbenzene | ND | 0.50 | EPA 8021B |
| m,p-Xylenes | ND | 0.50 | EPA 8021B |
| o-Xylene | 5.8 C | 0.50 | EPA 8021B |

| Surrogate | %REC | Limits | Analysis |
|--------------------------|-------|--------------|-----------|
| Trifluorotoluene (FID) | 245 * | >LR b 63-141 | EPA 8015B |
| Bromofluorobenzene (FID) | 162 * | 79-139 | EPA 8015B |
| Trifluorotoluene (PID) | 160 * | 63-133 | EPA 8021B |
| Bromofluorobenzene (PID) | 112 | 79-128 | EPA 8021B |

*= Value outside of QC limits; see narrative
 C= Presence confirmed, but RPD between columns exceeds 40%
 Y= Sample exhibits chromatographic pattern which does not resemble standard
 b= See narrative
 ND= Not Detected
 RL= Reporting Limit
 >LR= Response exceeds instrument's linear range

Chromatogram

Sample Name : 180959-003,104432
FileName : G:\GC05\DATA\213G017.raw
Method : TVHBTXE
Start Time : 0.00 min
Scale Factor : 1.0

Sample #: a1.0
Date : 8/2/05 10:33 AM
Time of Injection: 8/1/05 08:21 PM
Low Point : 5.02 mV
Plot Scale: 169.4 mV


Page 1 of 1

End Time : 25.00 min
Plot Offset: 5 mV

High Point : 174.42 mV

MW-3

Response [mV]




Chromatogram

Sample Name : 180959-004_104432
FileName : G:\GC05\DATA\213G020.raw
Method : TVHBTXE
Start Time : 0.00 min
Scale Factor : 1.0

End Time : 25.00 min
Plot Offset : -15 mV

Sample #: a1.0
Date : 8/2/05 10:33 AM
Time of Injection: 8/1/05 09:56 PM
Low Point : -14.84 mV
High Point : 572.71 mV
Plot Scale: 587.5 mV

MW-4



Curtis & Tompkins Laboratories Analytical Report

| | | | |
|-----------|-----------------|-----------|----------------------------|
| Lab #: | 180959 | Location: | 2250 Telegraph Av. Oakland |
| Client: | Fugro West Inc. | Prep: | EPA 5030B |
| Project#: | 609.004 | | |
| Matrix: | Water | Sampled: | 08/01/05 |
| Units: | ug/L | Received: | 08/01/05 |
| Diln Fac: | 1.000 | Analyzed: | 08/01/05 |
| Batch#: | 104432 | | |

 Field ID: MW-5
 Type: SAMPLE

Lab ID: 180959-005

| Analyte | Result | RL | Analysis |
|-----------------|--------|------|-----------|
| Gasoline C7-C12 | ND | 50 | EPA 8015B |
| Benzene | ND | 0.50 | EPA 8021B |
| Toluene | ND | 0.50 | EPA 8021B |
| Ethylbenzene | ND | 0.50 | EPA 8021B |
| m,p-Xylenes | ND | 0.50 | EPA 8021B |
| o-Xylene | ND | 0.50 | EPA 8021B |

| Surrogate | %REC | Limits | Analysis |
|--------------------------|------|--------|-----------|
| Trifluorotoluene (FID) | 94 | 63-141 | EPA 8015B |
| Bromofluorobenzene (FID) | 107 | 79-139 | EPA 8015B |
| Trifluorotoluene (PID) | 85 | 63-133 | EPA 8021B |
| Bromofluorobenzene (PID) | 96 | 79-128 | EPA 8021B |

 Field ID: MW-6
 Type: SAMPLE

Lab ID: 180959-006

| Analyte | Result | RL | Analysis |
|-----------------|---------|------|-----------|
| Gasoline C7-C12 | 2,100 Y | 50 | EPA 8015B |
| Benzene | ND | 0.50 | EPA 8021B |
| Toluene | ND | 0.50 | EPA 8021B |
| Ethylbenzene | ND | 0.50 | EPA 8021B |
| m,p-Xylenes | ND | 0.50 | EPA 8021B |
| o-Xylene | ND | 0.50 | EPA 8021B |

| Surrogate | %REC | Limits | Analysis |
|--------------------------|-------|--------|-----------|
| Trifluorotoluene (FID) | 173 * | 63-141 | EPA 8015B |
| Bromofluorobenzene (FID) | 146 * | 79-139 | EPA 8015B |
| Trifluorotoluene (PID) | 136 * | 63-133 | EPA 8021B |
| Bromofluorobenzene (PID) | 114 | 79-128 | EPA 8021B |

*= Value outside of QC limits; see narrative
 C= Presence confirmed, but RPD between columns exceeds 40%
 Y= Sample exhibits chromatographic pattern which does not resemble standard
 b= See narrative
 ND= Not Detected
 RL= Reporting Limit
 >LR= Response exceeds instrument's linear range
 Page 3 of 4

Chromatogram

Sample Name : 180959-006,104432

FileName : G:\GC05\DATA\213G019.raw

Method : TVHBTXE

Start Time : 0.00 min

Scale Factor : 1.0

End Time : 25.00 min

Plot Offset: -6 mV

Sample #: a1.0

Date : 8/2/05 10:33 AM


Time of Injection: 8/1/05 09:24 PM

Low Point : -6.40 mV

Plot Scale: 409.8 mV

Page 1 of 1

High Point : 403.40 mV



Curtis & Tompkins Laboratories Analytical Report

| | | | |
|-----------|-----------------|-----------|----------------------------|
| Lab #: | 180959 | Location: | 2250 Telegraph Av. Oakland |
| Client: | Fugro West Inc. | Prep: | EPA 5030B |
| Project#: | 609.004 | | |
| Matrix: | Water | Sampled: | 08/01/05 |
| Units: | ug/L | Received: | 08/01/05 |
| Diln Fac: | 1.000 | Analyzed: | 08/01/05 |
| Batch#: | 104432 | | |

Type: BLANK Lab ID: QC303409

| Analyte | Result | RL | Analysis |
|-----------------|--------|------|-----------|
| Gasoline C7-C12 | ND | 50 | EPA 8015B |
| Benzene | ND | 0.50 | EPA 8021B |
| Toluene | ND | 0.50 | EPA 8021B |
| Ethylbenzene | ND | 0.50 | EPA 8021B |
| m,p-Xylenes | ND | 0.50 | EPA 8021B |
| o-Xylene | ND | 0.50 | EPA 8021B |

| Surrogate | %REC | Limits | Analysis |
|--------------------------|------|--------|-----------|
| Trifluorotoluene (FID) | 93 | 63-141 | EPA 8015B |
| Bromofluorobenzene (FID) | 105 | 79-139 | EPA 8015B |
| Trifluorotoluene (PID) | 84 | 63-133 | EPA 8021B |
| Bromofluorobenzene (PID) | 96 | 79-128 | EPA 8021B |


*= Value outside of QC limits; see narrative
 C= Presence confirmed, but RPD between columns exceeds 40%
 Y= Sample exhibits chromatographic pattern which does not resemble standard
 b= See narrative
 ND= Not Detected
 RL= Reporting Limit
 >LR= Response exceeds instrument's linear range

Chromatogram

Sample Name : ccv/lcs.qc303411,104432,S1150,5/5000
FileName : G:\GC05\DATA\213G003.raw
Method : TVHBTXE
Start Time : 0.00 min
Scale Factor : 1.0

Sample # :
Date : 8/1/05 08:54 AM
Time of Injection: 8/1/05 08:29 AM
Low Point : -11.85 mV
Plot Scale: 528.3 mV

Page 1 of 1



Batch QC Report

Curtis & Tompkins Laboratories Analytical Report

| | | | |
|-----------|-----------------|-----------|----------------------------|
| Lab #: | 180959 | Location: | 2250 Telegraph Av. Oakland |
| Client: | Fugro West Inc. | Prep: | EPA 5030B |
| Project#: | 609.004 | Analysis: | EPA 8021B |
| Type: | LCS | Diln Fac: | 1.000 |
| Lab ID: | QC303410 | Batch#: | 104432 |
| Matrix: | Water | Analyzed: | 08/01/05 |
| Units: | ug/L | | |

| Analyte | Spiked | Result | %REC | Limits |
|--------------|--------|--------|------|--------|
| Benzene | 20.00 | 19.62 | 98 | 80-120 |
| Toluene | 20.00 | 19.32 | 97 | 80-120 |
| Ethylbenzene | 20.00 | 20.00 | 100 | 80-120 |
| m,p-Xylenes | 20.00 | 19.97 | 100 | 80-120 |
| o-Xylene | 20.00 | 20.53 | 103 | 80-120 |

| Surrogate | %REC | Limits |
|--------------------------|------|--------|
| Trifluorotoluene (PID) | 85 | 63-133 |
| Bromofluorobenzene (PID) | 97 | 79-128 |

Batch QC Report

Curtis & Tompkins Laboratories Analytical Report

| | | | |
|-----------|-----------------|-----------|---------------------------|
| Lab #: | 180959 | Location: | 2250 Telgraph Av. Oakland |
| Client: | Fugro West Inc. | Prep: | EPA 5030B |
| Project#: | 609.004 | Analysis: | EPA 8015B |
| Type: | LCS | Diln Fac: | 1.000 |
| Lab ID: | QC303411 | Batch#: | 104432 |
| Matrix: | Water | Analyzed: | 08/01/05 |
| Units: | ug/L | | |

| Analyte | Spiked | Result | %REC | Limits |
|-----------------|--------|--------|------|--------|
| Gasoline C7-C12 | 2,000 | 1,916 | 96 | 80-120 |

| Surrogate | %REC | Limits |
|--------------------------|------|--------|
| Trifluorotoluene (FID) | 130 | 63-141 |
| Bromofluorobenzene (FID) | 120 | 79-139 |

Batch QC Report

Curtis & Tompkins Laboratories Analytical Report

| | | | |
|-------------|-----------------|-----------|---------------------------|
| Lab #: | 180959 | Location: | 2250 Telgraph Av. Oakland |
| Client: | Fugro West Inc. | Prep: | EPA 5030B |
| Project#: | 609.004 | Analysis: | EPA 8015B |
| Field ID: | ZZZZZZZZZZ | Batch#: | 104432 |
| MSS Lab ID: | 180950-003 | Sampled: | 07/29/05 |
| Matrix: | Water | Received: | 07/30/05 |
| Units: | ug/L | Analyzed: | 08/01/05 |
| Diln Fac: | 1.000 | | |

Type: MS Lab ID: QC303500

| Analyte | MSS Result | Spiked | Result | %REC | Limits |
|-----------------|------------|--------|--------|------|--------|
| Gasoline C7-C12 | 9.522 | 2,000 | 2,041 | 102 | 80-120 |

| Surrogate | %REC | Limits |
|--------------------------|------|--------|
| Trifluorotoluene (FID) | 136 | 63-141 |
| Bromofluorobenzene (FID) | 123 | 79-139 |

Type: MSD Lab ID: QC303501

| Analyte | Spiked | Result | %REC | Limits | RPD | Lim |
|-----------------|--------|--------|------|--------|-----|-----|
| Gasoline C7-C12 | 2,000 | 2,048 | 102 | 80-120 | 0 | 20 |

| Surrogate | %REC | Limits |
|--------------------------|------|--------|
| Trifluorotoluene (FID) | 136 | 63-141 |
| Bromofluorobenzene (FID) | 123 | 79-139 |

Total Extractable Hydrocarbons

| | | | |
|-----------|-----------------|-----------|----------------------------|
| Lab #: | 180959 | Location: | 2250 Telegraph Av. Oakland |
| Client: | Fugro West Inc. | Prep: | EPA 3520C |
| Project#: | 609.004 | Analysis: | EPA 8015B |
| Matrix: | Water | Sampled: | 08/01/05 |
| Units: | ug/L | Received: | 08/01/05 |
| Diln Fac: | 1.000 | Prepared: | 08/03/05 |
| Batch#: | 104527 | | |

| | | | |
|-----------|------------|-----------------|-----------|
| Field ID: | MW-1 | Analyzed: | 08/04/05 |
| Type: | SAMPLE | Cleanup Method: | EPA 3630C |
| Lab ID: | 180959-001 | | |

| Analyte | Result | RL |
|-------------------|--------|-----|
| Diesel C10-C24 | 62 L Y | 50 |
| Motor Oil C24-C36 | ND | 300 |

| Surrogate | %REC | Limits |
|------------|------|--------|
| Hexacosane | 104 | 55-143 |

| | | | |
|-----------|------------|-----------------|-----------|
| Field ID: | MW-2 | Analyzed: | 08/04/05 |
| Type: | SAMPLE | Cleanup Method: | EPA 3630C |
| Lab ID: | 180959-002 | | |

| Analyte | Result | RL |
|-------------------|--------|-----|
| Diesel C10-C24 | ND | 50 |
| Motor Oil C24-C36 | ND | 300 |

| Surrogate | %REC | Limits |
|------------|------|--------|
| Hexacosane | 100 | 55-143 |

| | | | |
|-----------|------------|-----------------|-----------|
| Field ID: | MW-3 | Analyzed: | 08/04/05 |
| Type: | SAMPLE | Cleanup Method: | EPA 3630C |
| Lab ID: | 180959-003 | | |

| Analyte | Result | RL |
|-------------------|-----------|-----|
| Diesel C10-C24 | 150 H L Y | 50 |
| Motor Oil C24-C36 | 750 | 300 |

| Surrogate | %REC | Limits |
|------------|------|--------|
| Hexacosane | 87 | 55-143 |

| | | | |
|-----------|------------|-----------------|-----------|
| Field ID: | MW-4 | Analyzed: | 08/04/05 |
| Type: | SAMPLE | Cleanup Method: | EPA 3630C |
| Lab ID: | 180959-004 | | |

| Analyte | Result | RL |
|-------------------|-------------|-----|
| Diesel C10-C24 | 2,100 H L Y | 50 |
| Motor Oil C24-C36 | 3,400 L | 300 |

| Surrogate | %REC | Limits |
|------------|------|--------|
| Hexacosane | 98 | 55-143 |

H= Heavier hydrocarbons contributed to the quantitation
 L= Lighter hydrocarbons contributed to the quantitation
 Y= Sample exhibits chromatographic pattern which does not resemble standard
 ND= Not Detected
 RL= Reporting Limit

Chromatogram

Sample Name : 180959-001sg.104527

Sample # : 104527

Page 1 of 1

FileName : G:\GC15\CHB\216B015.RAW

Date : 8/5/05 08:13 AM

Method : BTEH208S.MTH

Time of Injection: 8/4/05 09:53 PM

Start Time : 0.01 min

End Time : 19.99 min

Low Point : 11.13 mV

High Point : 358.71 mV


Scale Factor: 0.0

Plot Offset: 11 mV

Plot Scale: 347.6 mV

MW-1

Response [mV]



Chromatogram

Sample Name : 180959-003sg,104527

FileName : G:\GC15\CHB\216B013.RAW

Method : BTEH208S.MTH

Start Time : 0.01 min

End Time : 19.99 min

Scale Factor: 0.0

Plot Offset: 15 mV

Sample #: 104527

Date : 8/5/05 08:12 AM


Time of Injection: 8/4/05 08:56 PM

Low Point : 14.78 mV

High Point : 532.61 mV

Page 1 of 1

MW-3



Chromatogram

Sample Name : 180959-004sg,104527

Sample #: 104527

Page 1 of 1

FileName : G:\GC15\CHB\216B012.RAW

Date : 8/5/05 08:12 AM

Method : BTEH208S.MTH

Time of Injection: 8/4/05 08:27 PM

Start Time : 0.01 min

End Time : 19.99 min

Low Point : 14.64 mV

High Point : 396.48 mV

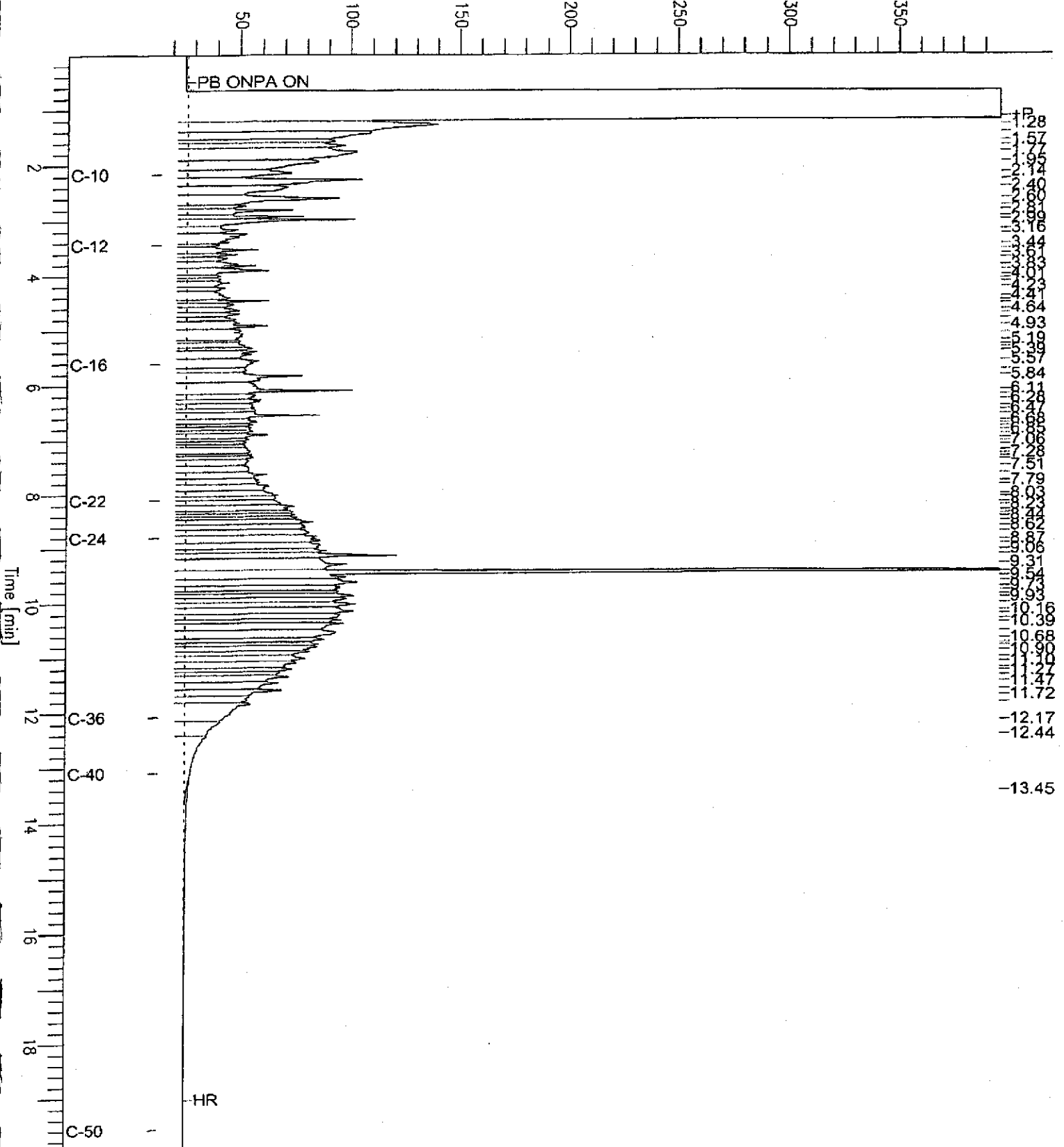
Scale Factor: 0.0

Plot Offset: 15 mV

Plot Scale: 381.8 mV

MW-4

Response [mV]





| Total Extractable Hydrocarbons | | | |
|--------------------------------|-----------------|-----------|----------------------------|
| Lab #: | 180959 | Location: | 2250 Telegraph Av. Oakland |
| Client: | Fugro West Inc. | Prep: | EPA 3520C |
| Project#: | 609.004 | Analysis: | EPA 8015B |
| Matrix: | Water | Sampled: | 08/01/05 |
| Units: | ug/L | Received: | 08/01/05 |
| Diln Fac: | 1.000 | Prepared: | 08/03/05 |
| Batch#: | 104527 | | |

Field ID: MW-5 Analyzed: 08/05/05
 Type: SAMPLE Cleanup Method: EPA 3630C
 Lab ID: 180959-005

| Analyte | Result | RL |
|-------------------|--------|-----|
| Diesel C10-C24 | ND | 50 |
| Motor Oil C24-C36 | ND | 300 |

| Surrogate | %REC | Limits |
|------------|------|--------|
| Hexacosane | 98 | 55-143 |

Field ID: MW-6 Analyzed: 08/05/05
 Type: SAMPLE Cleanup Method: EPA 3630C
 Lab ID: 180959-006

| Analyte | Result | RL |
|-------------------|---------|-----|
| Diesel C10-C24 | 670 L Y | 50 |
| Motor Oil C24-C36 | ND | 300 |

| Surrogate | %REC | Limits |
|------------|------|--------|
| Hexacosane | 94 | 55-143 |

Type: BLANK Analyzed: 08/04/05
 Lab ID: QC303805 Cleanup Method: EPA 3630C

| Analyte | Result | RL |
|-------------------|--------|-----|
| Diesel C10-C24 | ND | 50 |
| Motor Oil C24-C36 | ND | 300 |

| Surrogate | %REC | Limits |
|------------|------|--------|
| Hexacosane | 105 | 55-143 |

H= Heavier hydrocarbons contributed to the quantitation
 L= Lighter hydrocarbons contributed to the quantitation
 Y= Sample exhibits chromatographic pattern which does not resemble standard
 ND= Not Detected
 RL= Reporting Limit
 Page 2 of 2

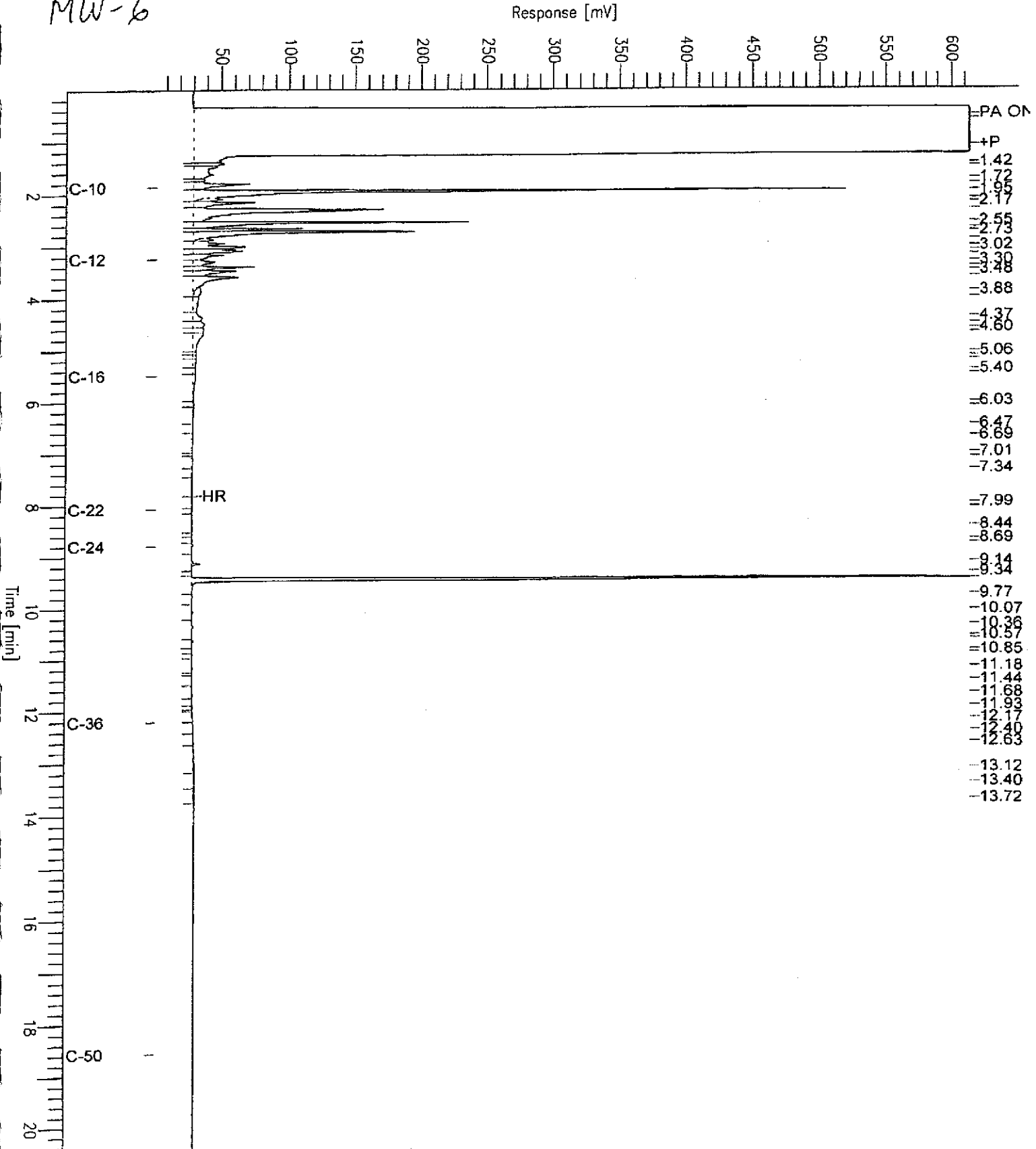
Chromatogram

Sample Name : 180959-006sq,104527
 FileName : G:\GC11\CHA\216A029.RAW
 Method : ATEH207S.MTH
 Start Time : 0.01 min
 Scale Factor: 0.0

End Time : 20.45 min
 Plot Offset: 3 mV

Sample #: 104527
 Date : 8/5/05 09:12 AM
 Time of Injection: 8/5/05 04:32 AM
 Low Point : 2.61 mV
 Plot Scale: 610.6 mV
 Page 1 of 1
 High Point : 613.23 mV

MW-6



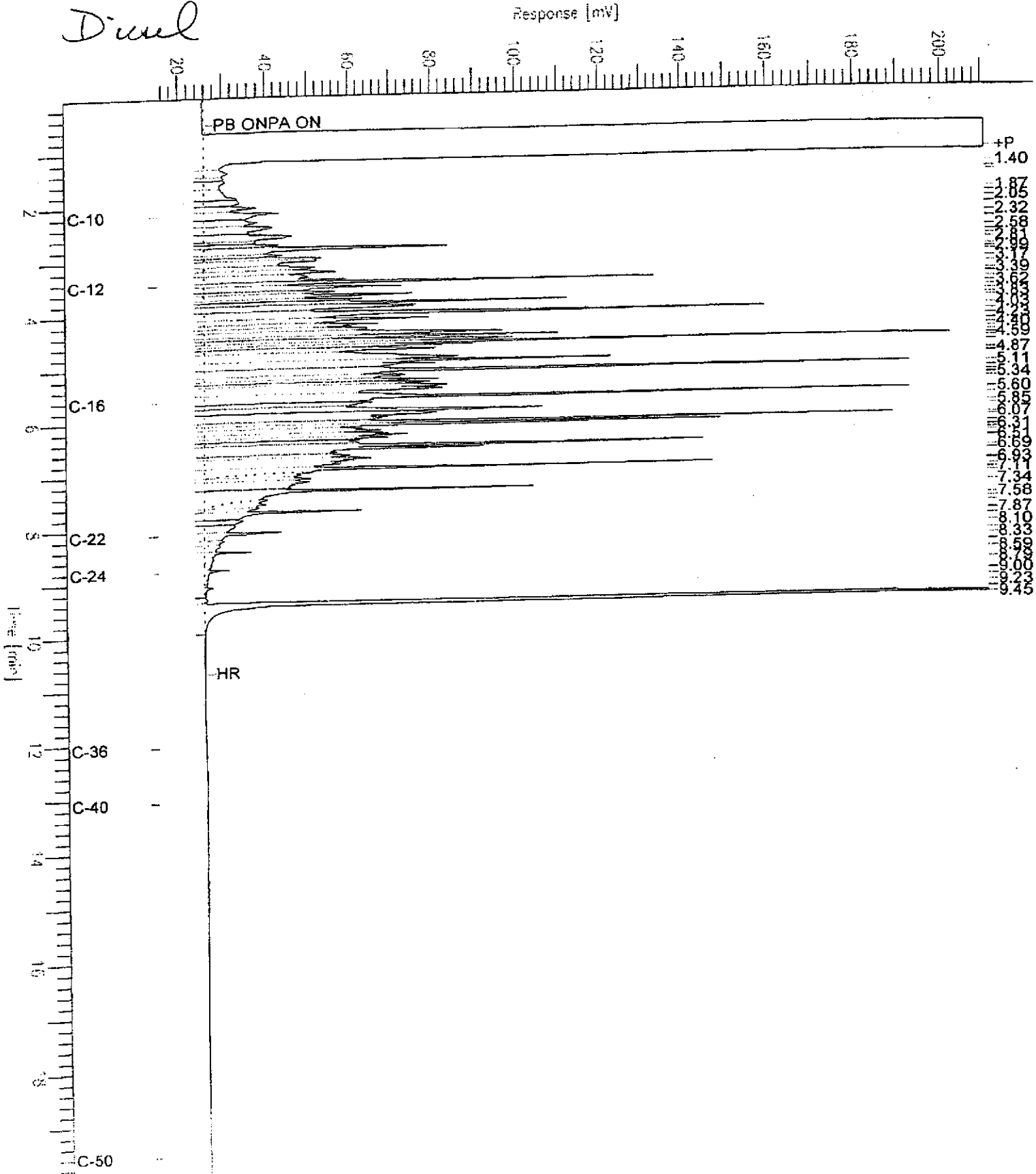
Chromatogram

Sample Name : ccv,81030,dsl
FileName : G:\GC15\CHB\2168003.RAW
Method : BTEH208S.MPH
Start Time : 0.01 min
Scale Factor : 0.0

End Time : 19.99 min
Plot Offset: 15 mV

Sample #: 500mg/L
Date : 8/4/05 11:54 AM
Time of Injection: 8/4/05 10:22 AM
Low Point : 15.10 mV
Plot Scale: 195.6 mV
High Point : 210.68 mV

Diesel



Chromatogram

Sample Name : ccv,S1199,mo
File Name : G:\GC15\CHB\216B004.RAW
Method : BTEH208S.MTH
Start Time : 0.01 min
Injection Volume Factor: 0.0

End Time : 19.99 min
Plot Offset: 18 mV

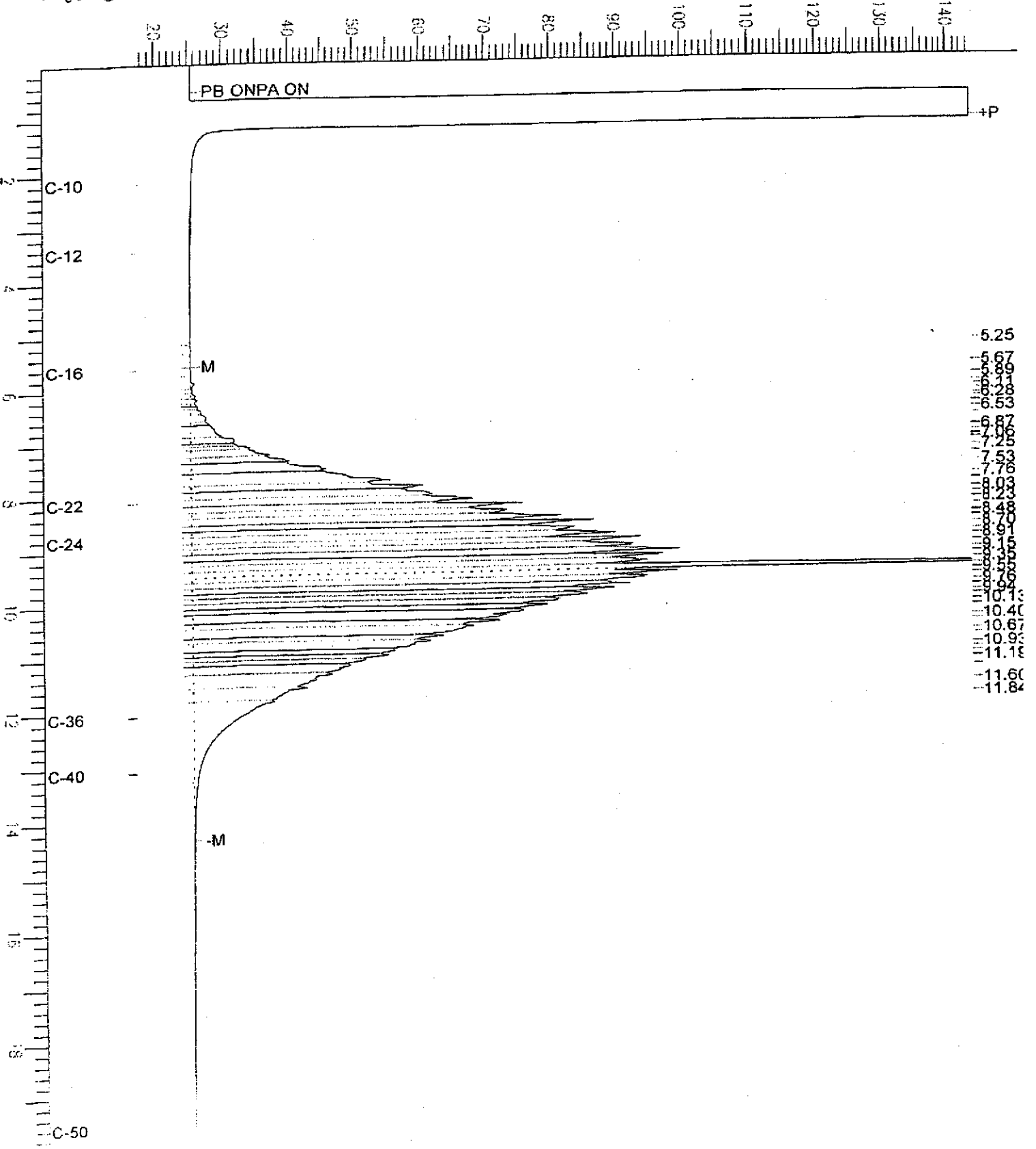
Sample #: 500mg/L
Date : 8/4/05 11:54 AM
Time of Injection: 8/4/05 10:51 AM
Low Point : 17.72 mV
Plot Scale: 125.7 mV

Page 1 of 1

High Point : 143.42 mV

Motom Oil

Response [mV]





Batch QC Report

| Total Extractable Hydrocarbons | | | |
|--------------------------------|-----------------|-----------|---------------------------|
| Lab #: | 180959 | Location: | 2250 Telgraph Av. Oakland |
| Client: | Fugro West Inc. | Prep: | EPA 3520C |
| Project#: | 609.004 | Analysis: | EPA 8015B |
| Matrix: | Water | Batch#: | 104527 |
| Units: | ug/L | Prepared: | 08/03/05 |
| Diln Fac: | 1.000 | Analyzed: | 08/04/05 |

Type: BS
 Lab ID: QC303806

Cleanup Method: EPA 3630C

| Analyte | Spiked | Result | %REC | Limits |
|----------------|--------|--------|------|--------|
| Diesel C10-C24 | 2,500 | 2,368 | 95 | 50-133 |

| Surrogate | %REC | Limits |
|------------|------|--------|
| Hexacosane | 101 | 55-143 |

Type: BSD
 Lab ID: QC303807

Cleanup Method: EPA 3630C

| Analyte | Spiked | Result | %REC | Limits | RPD | Lim |
|----------------|--------|--------|------|--------|-----|-----|
| Diesel C10-C24 | 2,500 | 2,640 | 106 | 50-133 | 11 | 40 |

| Surrogate | %REC | Limits |
|------------|------|--------|
| Hexacosane | 113 | 55-143 |

Gasoline Oxygenates by GC/MS

| | | | |
|-----------|-----------------|-----------|---------------------------|
| Lab #: | 180959 | Location: | 2250 Telgraph Av. Oakland |
| Client: | Fugro West Inc. | Prep: | EPA 5030B |
| Project#: | 609.004 | Analysis: | EPA 8260B |
| Matrix: | Water | Batch#: | 104505 |
| Units: | ug/L | Sampled: | 08/01/05 |
| Diln Fac: | 1.000 | Received: | 08/01/05 |

| | | | |
|-----------|--------|-----------|------------|
| Field ID: | MW-1 | Lab ID: | 180959-001 |
| Type: | SAMPLE | Analyzed: | 08/04/05 |

| Analyte | Result | RL |
|-------------------------------|--------|-----|
| tert-Butyl Alcohol (TBA) | 18 | 10 |
| MTBE | ND | 0.5 |
| Isopropyl Ether (DIPE) | ND | 0.5 |
| Ethyl tert-Butyl Ether (ETBE) | ND | 0.5 |
| Methyl tert-Amyl Ether (TAME) | ND | 0.5 |
| 1,2-Dichloroethane | ND | 0.5 |
| 1,2-Dibromoethane | ND | 0.5 |

| Surrogate | %REC | Limits |
|-----------------------|------|--------|
| Dibromofluoromethane | 101 | 80-120 |
| 1,2-Dichloroethane-d4 | 108 | 80-122 |
| Toluene-d8 | 100 | 80-120 |
| Bromofluorobenzene | 100 | 80-124 |

| | | | |
|-----------|--------|-----------|------------|
| Field ID: | MW-2 | Lab ID: | 180959-002 |
| Type: | SAMPLE | Analyzed: | 08/04/05 |

| Analyte | Result | RL |
|-------------------------------|--------|-----|
| tert-Butyl Alcohol (TBA) | ND | 10 |
| MTBE | ND | 0.5 |
| Isopropyl Ether (DIPE) | ND | 0.5 |
| Ethyl tert-Butyl Ether (ETBE) | ND | 0.5 |
| Methyl tert-Amyl Ether (TAME) | ND | 0.5 |
| 1,2-Dichloroethane | ND | 0.5 |
| 1,2-Dibromoethane | ND | 0.5 |

| Surrogate | %REC | Limits |
|-----------------------|------|--------|
| Dibromofluoromethane | 100 | 80-120 |
| 1,2-Dichloroethane-d4 | 107 | 80-122 |
| Toluene-d8 | 98 | 80-120 |
| Bromofluorobenzene | 99 | 80-124 |

Gasoline Oxygenates by GC/MS

| | | | |
|-----------|-----------------|-----------|---------------------------|
| Lab #: | 180959 | Location: | 2250 Telgraph Av. Oakland |
| Client: | Fugro West Inc. | Prep: | EPA 5030B |
| Project#: | 609.004 | Analysis: | EPA 8260B |
| Matrix: | Water | Batch#: | 104505 |
| Units: | ug/L | Sampled: | 08/01/05 |
| Diln Fac: | 1.000 | Received: | 08/01/05 |

Field ID: MW-3 Lab ID: 180959-003
 Type: SAMPLE Analyzed: 08/04/05

| Analyte | Result | RL |
|-------------------------------|--------|-----|
| tert-Butyl Alcohol (TBA) | ND | 10 |
| MTBE | ND | 0.5 |
| Isopropyl Ether (DIPE) | ND | 0.5 |
| Ethyl tert-Butyl Ether (ETBE) | ND | 0.5 |
| Methyl tert-Amyl Ether (TAME) | ND | 0.5 |
| 1,2-Dichloroethane | ND | 0.5 |
| 1,2-Dibromoethane | ND | 0.5 |

| Surrogate | %REC | Limits |
|-----------------------|------|--------|
| Dibromofluoromethane | 100 | 80-120 |
| 1,2-Dichloroethane-d4 | 105 | 80-122 |
| Toluene-d8 | 100 | 80-120 |
| Bromofluorobenzene | 100 | 80-124 |

Field ID: MW-4 Lab ID: 180959-004
 Type: SAMPLE Analyzed: 08/04/05

| Analyte | Result | RL |
|-------------------------------|--------|-----|
| tert-Butyl Alcohol (TBA) | ND | 10 |
| MTBE | ND | 0.5 |
| Isopropyl Ether (DIPE) | ND | 0.5 |
| Ethyl tert-Butyl Ether (ETBE) | ND | 0.5 |
| Methyl tert-Amyl Ether (TAME) | ND | 0.5 |
| 1,2-Dichloroethane | ND | 0.5 |
| 1,2-Dibromoethane | ND | 0.5 |

| Surrogate | %REC | Limits |
|-----------------------|------|--------|
| Dibromofluoromethane | 99 | 80-120 |
| 1,2-Dichloroethane-d4 | 103 | 80-122 |
| Toluene-d8 | 101 | 80-120 |
| Bromofluorobenzene | 97 | 80-124 |

Gasoline Oxygenates by GC/MS

| | | | |
|-----------|-----------------|-----------|----------------------------|
| Lab #: | 180959 | Location: | 2250 Telegraph Av. Oakland |
| Client: | Fugro West Inc. | Prep: | EPA 5030B |
| Project#: | 609.004 | Analysis: | EPA 8260B |
| Matrix: | Water | Batch#: | 104505 |
| Units: | ug/L | Sampled: | 08/01/05 |
| Diln Fac: | 1.000 | Received: | 08/01/05 |

| | | | |
|-----------|--------|-----------|------------|
| Field ID: | MW-5 | Lab ID: | 180959-005 |
| Type: | SAMPLE | Analyzed: | 08/04/05 |

| Analyte | Result | RL |
|-------------------------------|--------|-----|
| tert-Butyl Alcohol (TBA) | ND | 10 |
| MTBE | ND | 0.5 |
| Isopropyl Ether (DIPE) | ND | 0.5 |
| Ethyl tert-Butyl Ether (ETBE) | ND | 0.5 |
| Methyl tert-Amyl Ether (TAME) | ND | 0.5 |
| 1,2-Dichloroethane | ND | 0.5 |
| 1,2-Dibromoethane | ND | 0.5 |

| Surrogate | %REC | Limits |
|-----------------------|------|--------|
| Dibromofluoromethane | 98 | 80-120 |
| 1,2-Dichloroethane-d4 | 102 | 80-122 |
| Toluene-d8 | 99 | 80-120 |
| Bromofluorobenzene | 98 | 80-124 |

| | | | |
|-----------|--------|-----------|------------|
| Field ID: | MW-6 | Lab ID: | 180959-006 |
| Type: | SAMPLE | Analyzed: | 08/04/05 |

| Analyte | Result | RL |
|-------------------------------|--------|-----|
| tert-Butyl Alcohol (TBA) | ND | 10 |
| MTBE | ND | 0.5 |
| Isopropyl Ether (DIPE) | ND | 0.5 |
| Ethyl tert-Butyl Ether (ETBE) | ND | 0.5 |
| Methyl tert-Amyl Ether (TAME) | ND | 0.5 |
| 1,2-Dichloroethane | ND | 0.5 |
| 1,2-Dibromoethane | ND | 0.5 |

| Surrogate | %REC | Limits |
|-----------------------|------|--------|
| Dibromofluoromethane | 98 | 80-120 |
| 1,2-Dichloroethane-d4 | 102 | 80-122 |
| Toluene-d8 | 100 | 80-120 |
| Bromofluorobenzene | 95 | 80-124 |

ND= Not Detected
 RL= Reporting Limit
 Page 3 of 4

Gasoline Oxygenates by GC/MS

| | | | |
|-----------|-----------------|-----------|---------------------------|
| Lab #: | 180959 | Location: | 2250 Telgraph Av. Oakland |
| Client: | Fugro West Inc. | Prep: | EPA 5030B |
| Project#: | 609.004 | Analysis: | EPA 8260B |
| Matrix: | Water | Batch#: | 104505 |
| Units: | ug/L | Sampled: | 08/01/05 |
| Diln Fac: | 1.000 | Received: | 08/01/05 |

Type: BLANK Analyzed: 08/03/05
 Lab ID: QC303711

| Analyte | Result | RL |
|-------------------------------|--------|-----|
| tert-Butyl Alcohol (TBA) | ND | 10 |
| MTBE | ND | 0.5 |
| Isopropyl Ether (DIPE) | ND | 0.5 |
| Ethyl tert-Butyl Ether (ETBE) | ND | 0.5 |
| Methyl tert-Amyl Ether (TAME) | ND | 0.5 |
| 1,2-Dichloroethane | ND | 0.5 |
| 1,2-Dibromoethane | ND | 0.5 |

| Surrogate | %REC | Limits |
|-----------------------|------|--------|
| Dibromofluoromethane | 99 | 80-120 |
| 1,2-Dichloroethane-d4 | 103 | 80-122 |
| Toluene-d8 | 98 | 80-120 |
| Bromofluorobenzene | 99 | 80-124 |

Type: BLANK Analyzed: 08/03/05
 Lab ID: QC303712

| Analyte | Result | RL |
|-------------------------------|--------|-----|
| tert-Butyl Alcohol (TBA) | ND | 10 |
| MTBE | ND | 0.5 |
| Isopropyl Ether (DIPE) | ND | 0.5 |
| Ethyl tert-Butyl Ether (ETBE) | ND | 0.5 |
| Methyl tert-Amyl Ether (TAME) | ND | 0.5 |
| 1,2-Dichloroethane | ND | 0.5 |
| 1,2-Dibromoethane | ND | 0.5 |

| Surrogate | %REC | Limits |
|-----------------------|------|--------|
| Dibromofluoromethane | 100 | 80-120 |
| 1,2-Dichloroethane-d4 | 106 | 80-122 |
| Toluene-d8 | 100 | 80-120 |
| Bromofluorobenzene | 98 | 80-124 |

Batch QC Report

Gasoline Oxygenates by GC/MS

| | | | |
|-----------|-----------------|-----------|---------------------------|
| Lab #: | 180959 | Location: | 2250 Telgraph Av. Oakland |
| Client: | Fugro West Inc. | Prep: | EPA 5030B |
| Project#: | 609.004 | Analysis: | EPA 8260B |
| Matrix: | Water | Batch#: | 104505 |
| Units: | ug/L | Analyzed: | 08/03/05 |
| Diln Fac: | 1.000 | | |

Type: BS Lab ID: QC303709

| Analyte | Spiked | Result | %REC | Limits |
|-------------------------------|--------|--------|------|--------|
| tert-Butyl Alcohol (TBA) | 125.0 | 125.6 | 100 | 65-139 |
| MTBE | 25.00 | 21.95 | 88 | 72-129 |
| Isopropyl Ether (DIPE) | 25.00 | 21.16 | 85 | 76-120 |
| Ethyl tert-Butyl Ether (ETBE) | 25.00 | 24.24 | 97 | 80-120 |
| Methyl tert-Amyl Ether (TAME) | 25.00 | 24.78 | 99 | 80-120 |

| Surrogate | %REC | Limits |
|-----------------------|------|--------|
| Dibromofluoromethane | 98 | 80-120 |
| 1,2-Dichloroethane-d4 | 104 | 80-122 |
| Toluene-d8 | 98 | 80-120 |
| Bromofluorobenzene | 96 | 80-124 |

Type: BSD Lab ID: QC303710

| Analyte | Spiked | Result | %REC | Limits | RPD | Lim |
|-------------------------------|--------|--------|------|--------|-----|-----|
| tert-Butyl Alcohol (TBA) | 125.0 | 137.6 | 110 | 65-139 | 9 | 27 |
| MTBE | 25.00 | 22.58 | 90 | 72-129 | 3 | 20 |
| Isopropyl Ether (DIPE) | 25.00 | 21.74 | 87 | 76-120 | 3 | 20 |
| Ethyl tert-Butyl Ether (ETBE) | 25.00 | 24.99 | 100 | 80-120 | 3 | 20 |
| Methyl tert-Amyl Ether (TAME) | 25.00 | 25.18 | 101 | 80-120 | 2 | 20 |

| Surrogate | %REC | Limits |
|-----------------------|------|--------|
| Dibromofluoromethane | 100 | 80-120 |
| 1,2-Dichloroethane-d4 | 106 | 80-122 |
| Toluene-d8 | 100 | 80-120 |
| Bromofluorobenzene | 96 | 80-124 |

PD= Relative Percent Difference