

ENVIRONMENTAL
PROTECTION
50 MAR 11 PM 3:07

**RESULTS OF QUARTERLY
GROUNDWATER MONITORING
NOVEMBER 1995
FORMER PENSKE TRUCK
LEASING CO. FACILITY
725 JULIE ANN WAY
OAKLAND, CALIFORNIA**

February 1996

Prepared by

Geraghty & Miller, Inc.
1050 Marina Way South
Richmond, CA 94804
(510) 233-3200

March 4, 1996
Project No. RC0019.009

Mr. Barney Chan
Division of Hazardous Materials
Department of Environmental Health
Alameda County Health Care Services Agency
1131 Harbor Bay Parkway, Room 250
Alameda, CA 94502

SUBJECT: Results of Quarterly Groundwater Monitoring, November 1995
Former Penske Truck Leasing Facility
725 Julie Ann Way, Oakland, California.

Dear Mr. Chan:

The above referenced report is being forwarded to you at the request of Penske Truck Leasing Co. The report details the results of the quarterly groundwater monitoring well sampling for November 1995 at the former Penske Truck Leasing Facility at 725 Julie Ann Way, Oakland. Please note that groundwater sampling at this former facility is being completed by Penske's sampling subcontractor, Handex of Colorado, while the quarterly groundwater sampling reports continue to be prepared by Geraghty & Miller, Inc. The quarterly sampling has been completed in response to the requirements for groundwater sampling contained in the Alameda County Health Care Services, Department of Environmental Health letter to Penske dated October 24, 1989.

If you have any questions, please do not hesitate to call.

Sincerely,
GERAGHTY & MILLER, INC.



Paul V. Hehn
Project Geologist/Project Manager

Attachment: Results of Quarterly Groundwater Monitoring, November 1995

cc: Mr. Richard G. Saut
Penske Truck Leasing Co.



PENSKE**Truck Leasing**

Via Facsimile (510) 233-3204

February 20, 1996

Mr. Paul Hehn
Geraghty & Miller, Inc.
1050 Marina Way South
Richmond, CA 94804

Re: Quarterly Groundwater Monitoring Report
Former Penske Truck Leasing Facility
725 Julie Ann Way
Oakland, CA

Dear Paul:

I have reviewed and approve the above referenced report. Please forward the appropriate number of copies to the required regulatory agencies. If you have questions or need assistance, please call my office at (610) 775-6010.

Sincerely,



Richard G. Saut
Environmental Project Manager

RGS:jlr
18022096.rgs

February 6, 1996
Project No. RC0019.009

Mr. Richard G. Saut
Manager, Environmental Projects
Penske Truck Leasing Co.
Route 10, Green Hills
P.O. Box 563
Reading, PA 19603

SUBJECT: Results of Quarterly Groundwater Monitoring, November 1995
Former Penske Truck Leasing Facility
725 Julie Ann Way, Oakland, California.

Dear Mr. Saut:

This report presents the results of the quarterly groundwater monitoring performed on November 21, 1995, at the former Penske Truck Leasing Co. (Penske) facility referenced above (Figure 1). The scope of work for this project was presented to Penske in a Geraghty & Miller, Inc. (Geraghty & Miller) letter dated January 25, 1995. The scope of work includes the coordination of sampling activities for this former facility with Handex of Colorado (Handex), Penske's sampling subcontractor. The scope of work also includes the preparation of quarterly groundwater sampling and monitoring reports based on the data and groundwater samples collected by Handex. This quarterly groundwater sampling and monitoring program is related to the non-attainment zone (NAZ) concept remedial approach approved by the Alameda County Health Care Services Agency (ACHCSA) and the California Regional Water Quality Control Board - San Francisco Bay Region (RWQCB) in its letter to Penske dated March 25, 1994.

FIELD PROCEDURES

The quarterly groundwater monitoring was performed on November 21, 1995, by a representative of Handex. In accordance with the NAZ concept approach monitoring and sampling plan referenced above, monitoring was completed and groundwater samples were



collected from Monitor Wells MW-1 through MW-5, and MW-7. The monitor-well locations are shown in Figure 2.

Prior to sampling, depth-to-water and total-well-depth measurements were obtained from all wells on site. Additionally, the wells were checked for the presence of liquid-phase hydrocarbons. No liquid-phase hydrocarbons were observed in monitor wells during this monitoring event. Each well sampled was purged of approximately three volumes of water using a 1-inch diaphragm pump unless the well went dry during purging. Prior to sampling each well, all equipment that entered the well was washed in a solution of nonphosphate detergent and water and then triple rinsed in deionized water. Purged water was monitored for pH, temperature, and specific conductance. A summary of the field data is presented in Table 1. Following purging, groundwater samples were collected using a new disposable polyethylene bailer for each well. The purged water was stored in 55-gallon drums and retained onsite for subsequent disposal by Penske.

A trip blank, consisting of a sample vial containing laboratory-grade water, accompanied the sample vials from the laboratory to the site and back to the laboratory, and was also submitted for analysis. The purpose of the trip blank is to assess whether any of the compounds analyzed for may have been imparted to the samples by air in the vicinity of the sample bottles during shipping, by the sample container, by the preservative, or by other exogenous sources.

Groundwater samples were put into the appropriate USEPA-approved containers, placed on ice, and transported to Superior Analytical Laboratory, in Martinez, California, along with appropriate chain-of-custody documentation. The water samples were analyzed for total petroleum hydrocarbons (TPH) as gasoline (USEPA Method 8015, modified), for TPH as diesel (USEPA Method 8015, modified), for benzene, toluene, ethylbenzene, and total xylenes (BTEX) (USEPA Method 8020), and for total dissolved solids (USEPA Method 160.1).

RESULTS

SHALLOW GROUNDWATER FLOW

A summary of the depth-to-water data is presented in Table 1. Depth to water ranged from 5.82 feet (Monitor Well MW-5) to 7.62 feet (Monitor Well MW-2) below the ground



surface. A contour map based on the groundwater elevation data collected November 21, 1995, is presented in Figure 2. The historic shallow groundwater flow is toward the west; however, there are local variations in flow directions at the facility, as indicated by the groundwater contours from the data collected on November 21, 1995.

The difference in the elevation of the groundwater surface between Wells MW-2 and MW-4 is 0.03 feet, producing a hydraulic gradient (slope of the groundwater surface) of approximately 0.0003 foot/foot in a westerly direction.

GROUNDWATER ANALYTICAL RESULTS

A summary of the groundwater analytical results is presented in Table 2. Copies of the certified laboratory reports and chain-of-custody documentation are included in Attachment 1. TPH as gasoline was detected in the groundwater sample from Monitor Well MW-7 (87 micrograms per liter [$\mu\text{g/L}$]). TPH as diesel was detected in the groundwater samples collected from Monitor Wells MW-1 (410 $\mu\text{g/L}$), MW-2 (180 $\mu\text{g/L}$), MW-4 (280 $\mu\text{g/L}$), MW-5 (500 $\mu\text{g/L}$), and MW-7 (9,100 $\mu\text{g/L}$). Benzene was detected only in the groundwater samples collected from Monitor Wells MW-4 (1.0 $\mu\text{g/L}$) and MW-7 (1.4 $\mu\text{g/L}$). All other BTEX constituent results are presented in Table 2. TPH as gasoline and BTEX were not detected in the trip blank. Analysis of total dissolved solids in the groundwater samples detected concentrations ranging from 2,800 milligrams per liter (mg/L) from Monitor Well MW-5 to 9,800 mg/L from Monitor Well MW-4 (Table 2).

FIELD PARAMETERS

As in all previous quarterly sampling events at this facility, the specific conductance measurements for the groundwater purged during the sampling continue to be high (Table 1). High concentrations of total dissolved solids were detected in the groundwater laboratory samples (Table 2).

COMPLIANCE WITH NON-ATTAINMENT ZONE APPROACH


Concentrations of benzene were not detected in shallow groundwater samples collected from designated NAZ concept guard wells MW-3 and MW-5 for the November 1995 quarterly sampling event. Two other wells (MW-1 and MW-2) were below the detection limit. Guard Wells MW-4 and MW-7 reported concentrations of benzene at 1.0 $\mu\text{g/L}$ and 1.4 $\mu\text{g/L}$, respectively. All shallow groundwater sample results continue to be far




below the compliance level for benzene (21 µg/L). This compliance level for benzene was agreed to by both the ACHCSA and the RWQCB as part of the NAZ concept approach for this former Penske facility. The compliance levels have been met during this quarterly sampling event. Generally, the overall trend for concentrations for TPH as gasoline, TPH as diesel and benzene is downward in all wells with the possible exception of Wells MW-5 and MW-7.

Geraghty & Miller appreciates the opportunity to be of service to Penske. If you have any questions regarding this report, please do not hesitate to call us.

Sincerely,
GERAGHTY & MILLER, INC.



Paul V. Hehn
Project Geologist/Project Manager



Gary W. Keyes, P.E.
Principal Engineer/Associate
Richmond, California Office Manager



Attachments: References

Table 1	Summary of Field Sampling, Depth-to-Water, and Casing Elevation Data
Table 2	Summary of Groundwater Analytical Results – Monthly and Quarterly Sampling
Figure 1	Site Location Map
Figure 2	Shallow Groundwater Contours
Figure 3	Benzene Concentrations
Attachment 1	Copies of Field Data Sheets from Handex of Colorado, Inc.
Attachment 2	Copies of Certified Laboratory Reports and Chain-of-Custody Documentation



REFERENCES

Geraghty & Miller, Inc. November 15, 1990. Results of Initial Soil and Ground-Water Assessment Activities, Former Penske Truck Leasing Co. Facility, 725 Julie Ann Way, Oakland, California.

———. February 7, 1991. Scope of Work and Project Budget Estimate for Ground-Water Monitoring Activities for the Period February 1991 through February 1992, Former Penske Truck Leasing Co. Facility, 725 Julie Ann Way, Oakland, California.

———. January 25, 1995. Work Plan and Budget Cost Estimate for Groundwater Sampling Coordination, Quarterly Report Preparation, and Purge Water Disposal Assistance, Former Penske Truck Leasing Co. Facility, 725 Julie Ann Way, Oakland, California.



Table 1: Summary of Field Sampling, Depth-to-Water, and Casing Elevation Data

Former Penske Truck Leasing Facility,
725 Julie Ann Way, Oakland, California.

Well	Date	Depth to Top of Casing Top of Water Measured				Calculated Purge Volume (b) (gallons)	Actual Purge Volume (gallons)	Field Measurements			Casing Diameter (inches)
		Water (a) (feet)	Elevation (feet)	Elevation (feet)	Depth (feet)			pH	Temp. (°F)	SC (µS/cm)	
MW-1	2-Oct-90	9.76	5.42	-4.34	37.28	58.56	47	6.71	87.5	5,280	4
	28-Feb-91	8.54	5.42	-3.12	33.58	65.00	70	6.30	66.0	9,700	
	25-Mar-91	7.35	5.42	-1.93	33.50	71.00	75	6.50	64.0	7,200	
	1-May-91	7.91	5.42	-2.49	33.70	67.00	51	6.20	65.0	3,500	
	5-Aug-91	8.63	5.42	-3.21	NM	51.00	68	NM	63.6	7,690	
	23-Oct-91	9.00	5.42	-3.58	33.77	67.00	67	9.40	64.2	7,470	
	6-Jan-92	8.52	5.42	-3.10	33.87	65.00	69	9.40	63.2	6,640	
	20-Jul-92	7.94	5.42	-2.52	33.95	65.02	66	7.20	65.7	6,410	
	23-Oct-92	8.62	5.42	-3.20	33.57	64.80	60	7.50	69.8	1,930	
	4-Feb-93	6.55	5.43 (c)	-1.12	33.84	70.96	71	8.02	65.0	9,520	
	8-Apr-93	6.37	5.43	-0.94	33.80	71.32	65	6.60	66.7	>2,000	
	6-Aug-93	7.39	5.43	-1.96	33.88	68.67	69	7.22	68.1	5,890	
	28-Oct-93	7.85	5.43	-2.42	33.80	67.48	68	7.00	68.3	5,910	
	1-Feb-94	7.25	5.43	-1.82	33.99	69.52	70	7.63	63.2	7,610	
	12-Sep-94	6.75	5.43	-1.32	33.95	70.72	70	6.90	75.8	7,950	
	23-Nov-94	6.13	5.43	-0.70	33.93	72.28	73	6.10	66.2	>2,000	
	21-Feb-95	6.00	5.43	-0.57	34.00	55.44	56	7.36	70	890	
	23-May-95	6.04	5.43	-0.61	34.00	54.52	56	7.11	66.2	5,920	
	16-Aug-95	6.03	5.43	-0.60	34.00	55.94	56	7.27	69.3	5,510	
	21-Nov-95	6.90	5.43	-1.47	34.00	52.85	54	7.19	67.8	5,720	



Table 1: Summary of Field Sampling, Depth-to-Water, and Casing Elevation Data

Former Penske Truck Leasing Facility,
725 Julie Ann Way, Oakland, California.

Well	Date	Depth to	Top of Casing	Top of Water	Measured Depth	Calculated	Actual Purge	Field Measurements			Casing
		Water (a)	Elevation	Elevation	of Well (a)	Purge Volume (b)	Volume	pH	Temp. (°F)	SC (µS/cm)	Diameter (inches)
		(feet)	(feet)	(feet)	(feet)	(gallons)	(gallons)				
MW-2	2-Oct-90	10.38	6.21 ^f	-4.17	32.97	48.07	47	6.92	86.4	5,460	4
	28-Feb-91	9.19	6.21	-2.98	29.39	53.00	55	6.60	64.0	9,000	
	25-Mar-91	7.95	6.21	-1.74	29.39	57.00	70	6.60	63.0	6,400	
	1-May-91	8.58	6.21	-2.37	29.60	55.00	50	6.20	64.0	3,000	
	5-Aug-91	9.33	6.21	-3.12	NM	40.00	54	NM	65.1	5,680	
	23-Oct-91	9.57	6.21	-3.36	29.35	52.00	53	7.60	65.4	7,970	
	6-Jan-92	9.08	6.21	-2.87	29.50	53.00	53	9.18	62.8	6,990	
	20-Jul-92	8.60	6.21	-2.39	29.45	54.21	55	6.50	65.2	6,690	
	23-Oct-92	9.33	6.21	-3.12	29.18	51.60	55	7.20	69.8	1,900	
	4-Feb-93	7.17	6.20 (c)	-0.97	29.37	57.72	55	8.25	64.0	10,310	
	8-Apr-93	6.95	6.20	-0.75	29.32	58.16	60	6.90	66.7	>2,000	
	6-Aug-93	8.05	6.20	-1.85	29.33	55.33	66.5	7.26	66.4	6,250	
	28-Oct-93	8.50	6.20	-2.30	29.43	54.40	55	7.08	71.2	6,780	
	1-Feb-94	7.87	6.20	-1.67	29.54	56.32	57	8.35	62.4	8,250	
	12-Sep-94	7.42	6.20	-1.22	29.45	57.24	66	(e)	69.9	8,130	
	22-Nov-94	6.75	6.20	-0.55	29.50	59.15	60	6.8	67.6	>2,000	
	21-Feb-95	6.20	6.20	0.00	30.00	47.12	48	6.97	64	1,050	
	23-May-95	6.10	6.20	0.10	30.00	46.60	48	7.18	70.3	7,710	
	16-Aug-95	6.69	6.20	-0.49	30.00	46.62	46	7.42	65	6,790	
	21-Nov-95	7.62	6.20	-1.42	30.00	43.64	45	7.30	67.6	7,250	



Table 1: Summary of Field Sampling, Depth-to-Water, and Casing Elevation Data

Former Penske Truck Leasing Facility,
725 Julie Ann Way, Oakland, California.

Well	Date	Depth to Top of Casing Top of Water Measured Depth				Calculated Purge Volume (b) (gallons)	Actual Purge Volume (gallons)	Field Measurements			Casing Diameter (inches)
		Water (a) (feet)	Elevation (feet)	Elevation (feet)	of Well (a) (feet)			pH	Temp. (°F)	SC (µS/cm)	
MW-3	2-Oct-90	10.38	6.10	-4.28	37.08	56.82	54	6.89	88.4	639	4
	28-Feb-91	9.45	6.10	-3.35	31.61	58.00	60	6.10	66.0	1,020	
	25-Mar-91	7.98	6.10	-1.88	31.60	70.00	75	6.40	65.0	8,200	
	1-May-91	8.58	6.10	-2.48	33.70	65.00	50	6.40	67.0	4,100	
	5-Aug-91	9.26	6.10	-3.16	NM	50.00	67	NM	64.1	6,190	
	23-Oct-91	9.60	6.10	-3.50	33.48	66.00	66	7.30	67.3	8,430	
	6-Jan-92	9.08	6.10	-2.98	33.66	64.00	64	9.98	61.7	7,010	
	20-Jul-92	8.59	6.10	-2.49	33.76	65.44	66	6.80	66.0	7,540	
	23-Oct-92	9.30	6.10	-3.20	33.47	63.40	65	7.50	71.6	1,800	
	4-Feb-93	7.19	6.10 (c)	-1.09	33.65	68.79	65	8.29	64.0	10,290	
	8-Apr-93	6.98	6.10	-0.88	33.55	69.08	72	6.90	68.2	>2,000	
	6-Aug-93	8.01	6.10	-1.91	33.55	66.40	56 (d)	7.43	67.3	6,490	
	28-Oct-93	8.45	6.10	-2.35	33.60	65.40	66	7.02	72.0	6,590	
	1-Feb-94	8.03	6.10	-1.93	33.74	66.84	67	8.32	63.3	8,400	
	12-Sep-94	7.39	6.10	-1.29	33.70	68.40	70	7.73	68.7	8,030	
	22-Nov-94	6.76	6.10	-0.66	33.75	70.17	70	6.60	65.8	>2,000	
	21-Feb-95	6.36	6.10	-0.26	33.50	53.74	54	6.99	85.4	880	
	23-May-95	6.48	6.10	-0.38	33.50	52.69	54	7.25	68.7	6,060	
	16-Aug-95	6.63	6.10	-0.53	33.50	53.74	54	7.53	66.1	5,390	
	21-Nov-95	7.51	6.10	-1.41	33.50	50.68	52	7.34	67.4	5,730	



Table 1: Summary of Field Sampling, Depth-to-Water, and Casing Elevation Data

Former Penske Truck Leasing Facility,
725 Julie Ann Way, Oakland, California.

Well	Date	Depth to	Top of Casing	Top of Water	Measured Depth	Calculated	Actual Purge	Field Measurements			Casing
		Water (a)	Elevation	Elevation	of Well (a)	Purge Volume (b)	Volume	pH	Temp. (°F)	SC (µS/cm)	Diameter (inches)
MW-4	4-Feb-93	6.68	5.18 (c)	-1.50	32.70	64.38	60 (d)	NM	63.5	14,100	4
	8-Apr-93	6.21	5.18	-1.03	33.04	69.76	70	6.80	69.1	>2,000	
	6-Aug-93	7.20	5.18	-2.02	32.92	66.87	60 (d)	7.44	68.9	13,900	
	28-Oct-93	7.64	5.18	-2.46	32.98	65.88	66	6.79	72.1	11,940	
	1-Feb-94	7.26	5.18	-2.08	33.31	67.72	68	8.65	63.6	18,110	
	12-Sep-94	6.55	5.18	-1.37	33.41	69.84	60 (d)	6.03	77.5	16,710	
	23-Nov-94	6.08	5.18	-0.90	33.35	70.90	55 (d)	5.60	66.7	>2,000	
	21-Feb-95	5.36	5.18	-0.18	33.50	55.71	48 (d)	6.83	80.2	880	
	23-May-95	5.05	5.18	0.13	33.50	55.48	59	6.71	66.5	12,090	
	16-Aug-95	5.63	5.18	-0.45	33.50	55.74	33 (d)	7.34	69.8	8,670	
21-Nov-95	6.63	5.18	-1.45	33.50	52.39	34 (d)	7.03	68.2	10,380		
MW-5	4-Feb-93	8.94	4.71 (c)	-4.23	31.40	61.65	40 (d)	8.43	63.2	16,870	4
	8-Apr-93	5.43	4.71	-0.72	31.36	67.42	68	7.20	68.0	>2,000	
	6-Aug-93	6.19	4.71	-1.48	31.30	65.29	68	7.47	63.6	5,180	
	28-Oct-93	6.86	4.71	-2.15	31.43	62.72	48 (d)	7.12	70.6	4,980	
	1-Feb-94	6.48	4.71	-1.77	31.43	64.84	49 (d)	(e)	63.1	6,120	
	12-Sep-94	5.89	4.71	-1.18	31.43	66.40	39 (d)	(e)	69.4	5,020	
	22-Nov-94	5.66	4.71	-0.95	31.44	67.02	58 (d)	6.80	68.4	>2,000	
	21-Feb-95	4.90	4.71	-0.19	31.00	51.68	45 (d)	7.30	82.5	880	
	23-May-95	4.86	4.71	-0.15	31.00	50.97	52	7.03	66.5	4,320	
	16-Aug-95	4.97	4.71	-0.26	31.00	52.06	36 (d)	7.48	67.5	3,900	
21-Nov-95	5.82	4.71	-1.11	31.00	49.10	32 (d)	7.26	67.0	4,110		
MW-6	12-Sep-94	6.56	5.37	-1.19	24.85	47.55	41 (d)	(e)	71.2	12,970	4
	22-Nov-94	6.04	5.37	-0.67	24.88	48.98	50	6.70	66.4	>2,000	
	21-Feb-95	NS	NS	NS	NS	NS	NS	NS	NS	NS	
	23-May-95	5.32	5.37	0.05	24.70	NS	NS	NS	NS	NS	
	16-Aug-95	5.97	5.37	-0.60	24.70	NS	NS	NS	NS	NS	
	21-Nov-95	6.78	5.37	-1.41	24.70	NS	NS	NS	NS	NS	



Table 1: Summary of Field Sampling, Depth-to-Water, and Casing Elevation Data

Former Penske Truck Leasing Facility,
725 Julie Ann Way, Oakland, California.

Well	Date	Depth to Top of Casing		Top of Water Measured		Depth of Well (a)	Calculated Purge Volume (b)	Actual Purge Volume	Field Measurements			Casing Diameter
		Water (a) (feet)	Elevation (feet)	Elevation (feet)	Depth (feet)				Temp. (°F)	SC (µS/cm)	pH	
MW-7	12-Sep-94	6.16	5.38	-0.78	28.51	28.51	58.08	60	6.65	73.5	7,920	4
	23-Nov-94	5.61	5.38	-0.23	28.46	28.46	59.40	60	6.00	64.6	>2,000	
	21-Feb-95	5.25	5.38	0.13	28.30	28.30	45.64	46	7.46	69.5	910	
	23-May-95	5.10	5.38	0.28	28.30	28.30	45.24	46	7.21	65.0	5,740	
	16-Aug-95	5.42	5.38	-0.04	28.30	28.30	45.76	46	7.36	66.8	5,560	
	21-Nov-95	6.28	5.38	-0.90	28.30	28.30	42.99	44	7.29	65.9	5,650	
MW-8	12-Sep-94	6.46	5.44	-1.02	25.15	25.15	48.56	55	(e)	(e)	11,400	4
	23-Nov-94	6.01	5.44	-0.57	25.66	25.66	78.60	75	5.60	61.5	>2,000	
	21-Feb-95	NS	NS	NS	NS	NS	NS	NS	NS	NS	NS	
	23-May-95	5.53	5.44	-0.09	25.40	25.40	NS	NS	NS	NS	NS	
	16-Aug-95	5.68	5.44	-0.24	25.40	25.40	NS	NS	NS	NS	NS	
	21-Nov-95	6.37	5.44	-0.93	25.40	25.40	NS	NS	NS	NS	NS	

- (a) Measured from top of PVC casing.
- (b) Based on four casing volumes.
- (c) All well elevations resurveyed to site benchmark on February 10, 1993.
- (d) Well went dry during purging.
- (e) No reading - instrument malfunction.

SC Specific Conductance
 (µS/cm) Microsiemens per centimeter
 NM Not measured
 NS Well not sampled or monitored during this quarterly event.

All elevations are measured relative to a site benchmark (elevation 6.62') based on the City of Oakland datum which is 3 feet higher than mean sea level.



Table 2: Summary of Groundwater Analytical Results - Monthly and Quarterly Sampling
 Former Penske Truck Leasing Facility,
 725 Julie Ann Way, Oakland, California.

Well	Date	TPH	TPH	Benzene (b)	Toluene (b)	Ethyl- benzene (b)	Xylenes (b)	Total Dissolved Solids (c)
		Gasoline (a)	Diesel (a)					
		(µg/L)	(µg/L)	(µg/L)	(µg/L)	(µg/L)	(µg/L)	(mg/L)
MW-1	2-Oct-90	170	2,900	20	18	1.9	5.7	--
	28-Feb-91	260	550	43	1	7	1	--
	25-Mar-91	73	160	10	ND(<0.3)	0.5	ND(<0.3)	--
	1-May-91	ND(<50)	(d)	2.2	ND(<0.3)	ND(<0.3)	ND(<0.3)	--
	5-Aug-91	310	330	22	5.5	9.5	23	--
	23-Oct-91	440	1,800	23	21	6.2	35	--
	6-Jan-92	430	1,600	56	8.4	18	22	--
	20-Jul-92	ND(<50)	25,000	0.4	0.8	1	2.1	--
	23-Oct-92	280	6,500	9.3	13	8.2	15	--
	4-Feb-93	68 (f)	320	ND(<0.3)	ND(<0.3)	ND(<0.3)	ND(<0.3)	--
	8-Apr-93	180	7,800	0.5	2.1	0.8	13	--
	6-Aug-93	740	17,000	75	100	25	130	3,500
	28-Oct-93	140	7,600	4.7	1.9	3.2	5.4	3,500
	1-Feb-94	430	10,000	8.2	1.1	3.5	4.8	3,800
	12-Sep-94	230	22,000	0.7	1.7	2.0	3.7	4,000
	23-Nov-94	ND(<50)	1,700	ND(<0.5)	ND(<0.5)	ND(<0.5)	0.6	3,600
	21-Feb-95	ND(<50)	4,200	ND(<0.5)	ND(<0.5)	0.8	0.6	4,200
	23-May-95	ND(<50)	300	ND(<0.5)	ND(<0.5)	2.1	2.0	3,800
	16-Aug-95	ND(<50)	740	ND(<0.5)	ND(<0.5)	1.4	1.4	3,800
	21-Nov-95	ND(<50)	410	ND(<0.5)	ND(<0.5)	0.7	0.8	4,100



Table 2: Summary of Groundwater Analytical Results - Monthly and Quarterly Sampling
 Former Penske Truck Leasing Facility,
 725 Julie Ann Way, Oakland, California.

Well	Date	TPH	TPH	Benzene (b)	Toluene (b)	Ethyl- benzene (b)	Xylenes (b)	Total Dissolved Solids (c)
		Gasoline (a)	Diesel (a)					
		(µg/L)	(µg/L)	(µg/L)	(µg/L)	(µg/L)	(µg/L)	(mg/L)
MW-2	2-Oct-90	ND(<50)	80	0.4	ND(<0.3)	ND(<0.3)	0.5	--
	28-Feb-91	ND(<50)	ND(<50)	ND(<0.3)	ND(<0.3)	ND(<0.3)	ND(<0.3)	--
	25-Mar-91	ND(<50)	ND(<50)	ND(<0.3)	ND(<0.3)	ND(<0.3)	ND(<0.3)	--
	1-May-91	ND(<50)	(d)	ND(<0.3)	ND(<0.3)	ND(<0.3)	ND(<0.3)	--
	5-Aug-91	ND(<50)	ND(<50)	ND(<0.3)	ND(<0.3)	ND(<0.3)	ND(<0.3)	--
	23-Oct-91	ND(<50)	ND(<50)	ND(<0.3)	ND(<0.3)	ND(<0.3)	ND(<0.3)	--
	6-Jan-92	11,000	1200 (e)	ND(<0.3)	83	82	940	--
	20-Jul-92	73	120	1.7	3.3	1.1	9.6	--
	23-Oct-92	ND(<50)	ND(<50)	ND(<0.3)	ND(<0.3)	ND(<0.3)	0.5	--
	4-Feb-93	ND(<50)	330 (e)	ND(<0.3)	ND(<0.3)	ND(<0.3)	ND(<0.3)	--
	8-Apr-93	150	74 (h)	1	2.1	1	13.0	--
	6-Aug-93	ND(<50)	ND(<50)	ND(<0.3)	ND(<0.3)	ND(<0.3)	ND(<0.9)	990
	28-Oct-93	ND(<50)	ND(<50)	ND(<0.3)	ND(<0.3)	ND(<0.3)	ND(<0.9)	1,500
	1-Feb-94	ND(<50)	ND(<50)	ND(<0.5)	ND(<0.5)	ND(<0.5)	ND(<0.5)	2,000
	12-Sep-94	ND(<50)	ND(<50)	ND(<0.5)	ND(<0.5)	ND(<0.5)	ND(<0.5)	2,100
	22-Nov-94	ND(<50)	51 (h)	ND(<0.5)	ND(<0.5)	ND(<0.5)	ND(<0.5)	2,400
	21-Feb-95	ND(<50)	ND(<50)	ND(<0.5)	ND(<0.5)	ND(<0.5)	ND(<0.5)	5,700
	23-May-95	ND(<50)	ND(<50)	ND(<0.5)	ND(<0.5)	ND(<0.5)	ND(<0.5)	5,100
	16-Aug-95	ND(<50)	190	ND(<0.5)	ND(<0.5)	ND(<0.5)	ND(<0.5)	5,400
	21-Nov-95	ND(<50)	180	ND(<0.5)	ND(<0.5)	ND(<0.5)	ND(<0.5)	5,800



Table 2: Summary of Groundwater Analytical Results - Monthly and Quarterly Sampling
 Former Penske Truck Leasing Facility,
 725 Julie Ann Way, Oakland, California.

Well	Date	TPH	TPH	Benzene (b) (µg/L)	Toluene (b) (µg/L)	Ethyl- benzene (b) (µg/L)	Xylenes (b) (µg/L)	Total Dissolved Solids (c) (mg/L)
		Gasoline (a) (µg/L)	Diesel (a) (µg/L)					
MW-3	2-Oct-90	ND(<50)	90	28	3.1	0.6	1.5	--
	28-Feb-91	ND(<50)	ND(<50)	6	ND(<0.3)	ND(<0.3)	ND(<0.3)	--
	25-Mar-91	ND(<50)	ND(<50)	0.6	ND(<0.3)	ND(<0.3)	ND(<0.3)	--
	1-May-91	ND(<50)	(d)	ND(<0.3)	ND(<0.3)	ND(<0.3)	ND(<0.3)	--
	5-Aug-91	ND(<50)	ND(<50)	1.7	ND(<0.3)	ND(<0.3)	ND(<0.3)	--
	23-Oct-91	ND(<50)	ND(<50)	ND(<0.3)	ND(<0.3)	ND(<0.3)	ND(<0.3)	--
	6-Jan-92	ND(<50)	ND(<50)	ND(<0.3)	ND(<0.3)	ND(<0.3)	ND(<0.3)	--
	20-Jul-92	66	ND(<50)	1.1	2.2	0.7	6.4	--
	23-Oct-92	ND(<50)	ND(<50)	ND(<0.3)	ND(<0.3)	ND(<0.3)	ND(<0.3)	--
	4-Feb-93	270	ND(<100)(g)	9.8	4.6	4.5	8.7	--
	8-Apr-93	ND(<50)	ND(<50)	ND(<0.3)	ND(<0.3)	ND(<0.3)	ND(<0.9)	--
	6-Aug-93	ND(<50)	ND(<50)	ND(<0.3)	ND(<0.3)	ND(<0.3)	ND(<0.9)	3,400
	28-Oct-93	ND(<50)	ND(<50)	ND(<0.3)	ND(<0.3)	ND(<0.3)	ND(<0.9)	2,700
	1-Feb-94	ND(<50)	ND(<50)	ND(<0.5)	ND(<0.5)	ND(<0.5)	ND(<0.5)	3,400
	12-Sep-94	ND(<50)	ND(<50)	ND(<0.5)	ND(<0.5)	ND(<0.5)	ND(<0.5)	3,500
	22-Nov-94	ND(<50)	ND(<50)	ND(<0.5)	ND(<0.5)	ND(<0.5)	ND(<0.5)	3,400
	21-Feb-95	ND(<50)	ND(<50)	ND(<0.5)	ND(<0.5)	ND(<0.5)	ND(<0.5)	4,200
	23-May-95	ND(<50)	ND(<50)	ND(<0.5)	ND(<0.5)	ND(<0.5)	ND(<0.5)	4,100
	16-Aug-95	ND(<50)	240	ND(<0.5)	ND(<0.5)	ND(<0.5)	ND(<0.5)	4,100
	21-Nov-95	ND(<50)	ND(<50)	ND(<0.5)	ND(<0.5)	ND(<0.5)	ND(<0.5)	4,200



Table 2: Summary of Groundwater Analytical Results - Monthly and Quarterly Sampling
 Former Penske Truck Leasing Facility,
 725 Julie Ann Way, Oakland, California.

Well	Date	TPH	TPH	Benzene (b) (µg/L)	Toluene (b) (µg/L)	Ethyl-	Xylenes (b) (µg/L)	Total Dissolved
		Gasoline (a) (µg/L)	Diesel (a) (µg/L)			benzene (b) (µg/L)		Solids (c) (mg/L)
MW-4	4-Feb-93	58 (f)	450	ND(<0.3)	ND(<0.3)	ND(<0.3)	ND(<0.3)	--
	8-Apr-93	74	220	19	0.4	ND(<0.3)	ND(<0.9)	--
	6-Aug-93	95	ND(<50)	68	0.9	1.1	ND(<0.9)	5,800
	28-Oct-93	160	600	46	0.7	1.6	1.2	5,200
	1-Feb-94	320	160	290	0.6	6.7	3.2	6,200
	12-Sep-94	390	95	120	3.9	14.0	14.0	6,000
	23-Nov-94	100	1,800	9.9	0.7	1.6	3.8	5,600
	21-Feb-95	91	680	23	ND(<0.5)	1.0	ND(<0.5)	7,100
	23-May-95	ND(<50)	270	5.3	ND(<0.5)	ND(<0.5)	ND(<0.5)	8,300
	16-Aug-95	ND(<50)	610	4.1	ND(<0.5)	ND(<0.5)	ND(<0.5)	7,100
21-Nov-95	ND(<50)	280	1.0	ND(<0.5)	ND(<0.5)	ND(<0.5)	9,800	
MW-5	4-Feb-93	ND(<50)	240	ND(<0.3)	ND(<0.3)	ND(<0.3)	ND(<0.3)	--
	8-Apr-93	ND(<50)	480	ND(<0.3)	ND(<0.3)	ND(<0.3)	ND(<0.9)	--
	6-Aug-93	ND(<50)	120	0.8	ND(<0.3)	ND(<0.3)	ND(<0.9)	2,800
	28-Oct-93	ND(<50)	370	ND(<0.3)	ND(<0.3)	ND(<0.3)	ND(<0.9)	2,400
	1-Feb-94	ND(<50)	ND(<50)	ND(<0.5)	ND(<0.5)	ND(<0.5)	ND(<0.5)	2,500
	12-Sep-94	ND(<50)	ND(<50)	ND(<0.5)	ND(<0.5)	ND(<0.5)	ND(<0.5)	2,600
	22-Nov-94	ND(<50)	160	ND(<0.5)	ND(<0.5)	ND(<0.5)	ND(<0.5)	2,600
	21-Feb-95	ND(<50)	170	ND(<0.5)	ND(<0.5)	ND(<0.5)	ND(<0.5)	3,800
	23-May-95	ND(<50)	ND(<50)	ND(<0.5)	ND(<0.5)	ND(<0.5)	ND(<0.5)	4,100
	16-Aug-95	ND(<50)	590	ND(<0.5)	ND(<0.5)	ND(<0.5)	ND(<0.5)	2,800
21-Nov-95	ND(<50)	500	ND(<0.5)	ND(<0.5)	ND(<0.5)	ND(<0.5)	2,800	



Table 2: Summary of Groundwater Analytical Results - Monthly and Quarterly Sampling

Former Penske Truck Leasing Facility,
725 Julie Ann Way, Oakland, California.

Well	Date	TPH	TPH	Benzene (b)	Toluene (b)	Ethyl- benzene (b)	Xylenes (b)	Total Dissolved Solids (c)
		Gasoline (a)	Diesel (a)					
		(µg/L)	(µg/L)	(µg/L)	(µg/L)	(µg/L)	(µg/L)	(mg/L)
MW-6	12-Sep-94	ND(<50)	ND(<50)	ND(<0.5)	ND(<0.5)	ND(<0.5)	ND(<0.5)	560
	22-Nov-94	ND(<50)	ND(<50)	ND(<0.5)	ND(<0.5)	ND(<0.5)	1.5	1,800
	21-Feb-95	NS	NS	NS	NS	NS	NS	NS
	23-May-95	NS	NS	NS	NS	NS	NS	NS
	16-Aug-95	NS	NS	NS	NS	NS	NS	NS
	21-Nov-95	NS	NS	NS	NS	NS	NS	NS
MW-7	12-Sep-94	160	620	2.7	1.3	ND(<0.5)	2.1	1,100
	23-Nov-94	ND(<50)	150	2.4	ND(<0.5)	ND(<0.5)	ND(<0.5)	3,600
	21-Feb-95	93	1,400	0.6	0.8	0.8	3.3	4,000
	23-May-95	ND(<50)	360	ND(<0.5)	ND(<0.5)	ND(<0.5)	ND(<0.5)	3,400
	16-Aug-95	53	1,100	0.5	ND(<0.5)	ND(<0.5)	0.5	4,000
	21-Nov-95	87	9,100	1.4	ND(<0.5)	1.0	1.5	4,200
MW-8	12-Sep-94	170	850	2.7	0.5	ND(<0.5)	2.0	5,500
	23-Nov-94	ND(<50)	570	1.5	ND(<0.5)	ND(<0.5)	ND(<0.5)	6,300
	21-Feb-95	NS	NS	NS	NS	NS	NS	NS
	23-May-95	NS	NS	NS	NS	NS	NS	NS
	16-Aug-95	NS	NS	NS	NS	NS	NS	NS
	21-Nov-95	NS	NS	NS	NS	NS	NS	NS
Trip Blank	21-Nov-95	ND(<50)	--	ND(<0.5)	ND(<0.5)	ND(<0.5)	ND(<0.5)	--

(Remarks on page 6.)



Table 2: Summary of Groundwater Analytical Results - Monthly and Quarterly Sampling

Former Penske Truck Leasing Facility,
725 Julie Ann Way, Oakland, California.

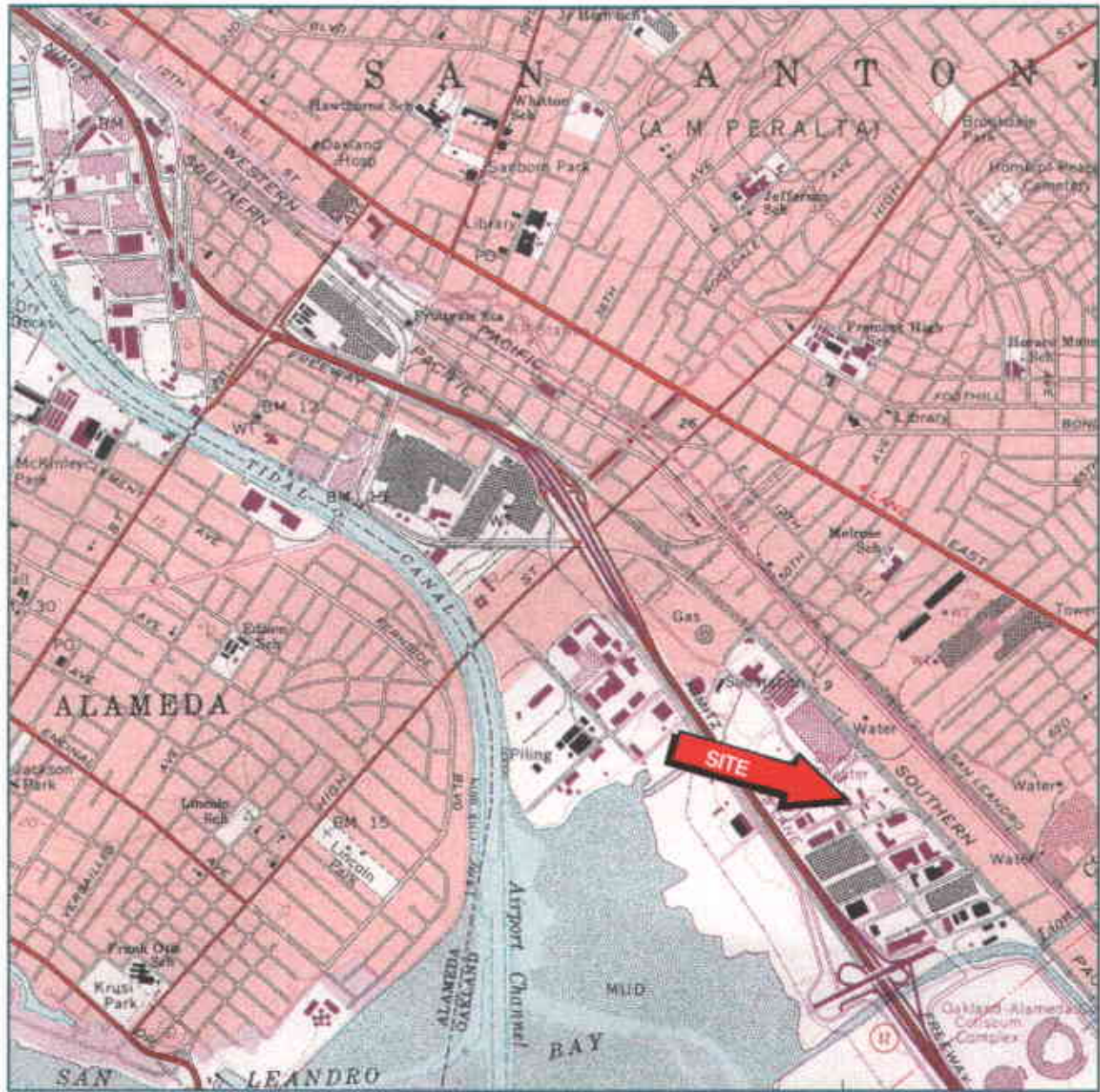
Well	Date	TPH	TPH	Benzene (b)	Toluene (b)	Ethyl- benzene (b)	Xylenes (b)	Total Dissolved Solids (c)
		Gasoline (a)	Diesel (a)					
		(µg/L)	(µg/L)	(µg/L)	(µg/L)	(µg/L)	(µg/L)	(mg/L)

- (a) Analyzed by USEPA Method 8015, modified.
- (b) Analyzed by USEPA Method 8020.
- (c) Analyzed by USEPA Method 160.1.
- (d) No results - sample for TPH as diesel not collected.
- (e) Diesel range concentration reported. A nonstandard diesel pattern was observed in the chromatogram.
- (f) Does not match typical gasoline pattern. Pattern of peaks observed in the chromatograms is indicative of hydrocarbons heavier than gasoline.
- (g) Detection limit increased due to insufficient sample amount.
- (h) Diesel range concentration reported. The chromatogram shows only a single peak in the diesel range.


- () Reported detection limit
- Not analyzed
- ND Not detected
- µg/L Micrograms per liter
- mg/L Milligrams per liter
- NS Well not sampled or monitored during this quarterly event.

Analysis by Superior Precision Analytical, Inc., Martinez, California.





SCALE 1:24 000



CONTOUR INTERVAL 20 FEET



Reference: U.S.G.S. 7-minute Quadrangle, Oakland East, California, revised, Photorevised 1980.

UTM GRID AND 1980 MAGNETIC NORTH DECLINATION AT CENTER OF SHEET

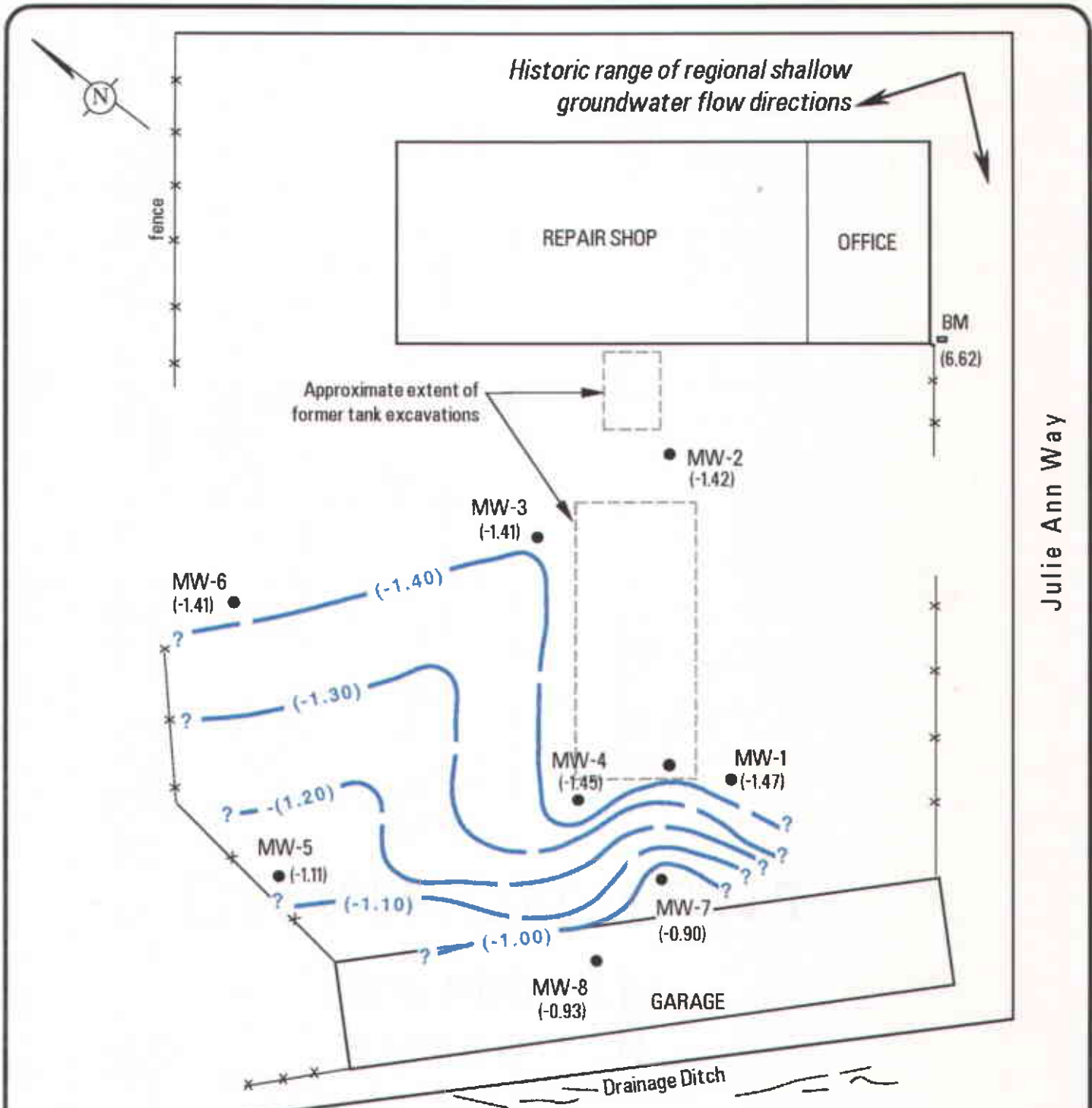
GERAGHTY & MILLER, INC.
Environmental Services
 A Heidemij Company

Project No. RC0019.000

SITE LOCATION MAP
 Former Penske Truck Leasing Co. Facility
 725 Julie Ann Way
 Oakland, California

FIGURE

1



Julie Ann Way

EXPLANATION

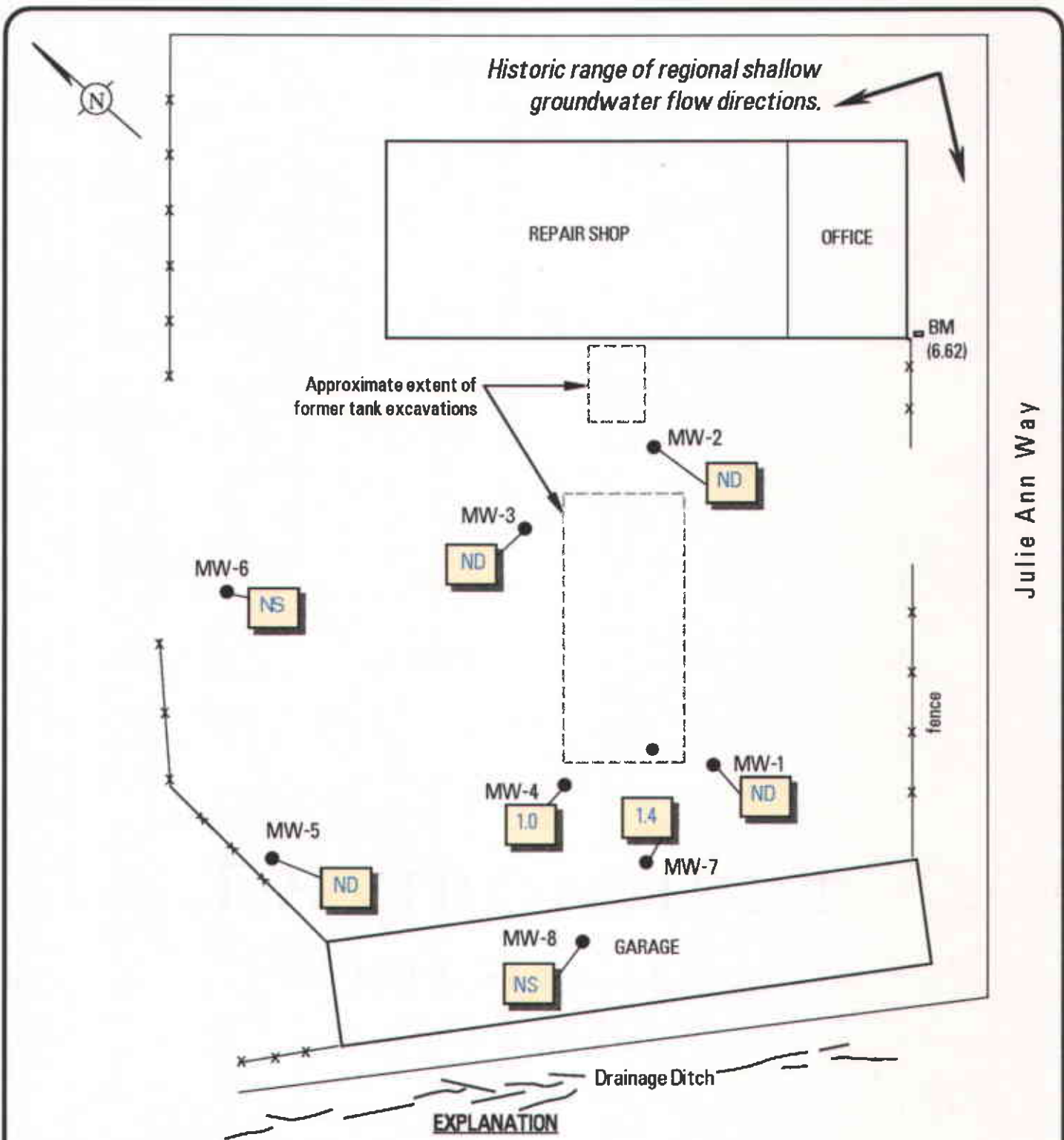
- MW-1 ● Approximate location of existing groundwater monitor wells.
- BM Survey Bench Mark (based on City of Oakland datum which is 3 feet lower than Mean Sea Level).
- (-0.93) Groundwater elevation (feet) relative to benchmark, measured November 21, 1995.
- (-1.00) Groundwater elevation contour (feet); dashed where inferred (contour interval equals 0.1 feet) queried where unknown.
- (NM) Well not sampled or monitored during this quarterly event.



Project No. RC0019.009

SHALLOW GROUNDWATER CONTOURS
November 1995
 Former Penske Truck Leasing Co.
 725 Julie Ann Way, Oakland, California

FIGURE
2



- EXPLANATION**
- MW-1 ● Approximate location of existing groundwater monitor wells.
 - BM Survey Bench Mark (based on City of Oakland datum which is 3 feet lower than Mean Sea Level).
 - ND Not Detected

- 1.0 Benzene concentrations (in µg/L) from groundwater samples collected November 21, 1995.
- NS Well not sampled or monitored during this quarterly event.



Project No. RC0019.009

BENZENE CONCENTRATIONS
November 1995
 Former Penske Truck Leasing Co.
 725 Julie Ann Way, Oakland, California

FIGURE
3

ATTACHMENT 1

COPIES OF FIELD DATA SHEETS FROM
HANDEX OF COLORADO, INC.



WELL GAUGING / SAMPLING LOG

Site / Station No: PENSKE / OAKLAND
 Address: 725 JULIE ANN WAY
 Sampled By: D.J. KUOER

Date: 11/21/95
 Weather: CLOUDY; DRIZZLE 65°F

Well #	Time	Well Diameter (Inches)	Depth to Product (feet)	Depth to Water (feet)	Thickness of free Product (feet)	Well Depth (feet)	Volume Bailed (gal)	X 1000 Conductivity (µm/cm)	Temp. (deg. F)	pH	Remarks Odor / Appearance / Etc.
MW-1	11:10	4	—	6.90	—	34.00	54.0	5.72	67.8	7.19	SLIGHT ODOR / CLEAR
MW-2	7:50	4	—	7.62	—	30.00	45.0	7.25	67.6	7.30	NO ODOR / CLEAR → CLOUDY
MW-3	8:45	4	—	7.51	—	33.50	52.0	5.73	67.4	7.34	NO ODOR / CLEAR → CLOUDY → CLEAR
MW-4	10:15	4	—	6.63	—	33.50	34.0*	10.38	68.2	7.03	MODERATE ODOR / YELLOWISH-GRAY / POSSIBLE SHEEN
MW-5	9:35	4	—	5.82	—	31.00	32.0*	4.11	67.0	7.26	NO ODOR / CLEAR
MW-6	7:10	4	—	6.78	—	24.70	—	—	—	—	GAUGED ONLY
MW-7	12:00	4	—	6.28	—	28.30	44.0	5.65	65.9	7.29	SLIGHT ODOR / CLEAR
MW-8	7:00	4	—	6.37	—	25.40	—	—	—	—	GAUGED ONLY

2" wells: feet of water x 1/2 = 3 casing volumes (gal) Hydrocarbon odor? Sheen? Black silt / Brown silt / Clear?
 4" wells: feet of water x 2 = 3 casing volumes (gal)

Remarks: * MW-4, 5 WENT DRY DURING PURGING
** GERAGHTY + MILLER DELIVERED DRUMS (4) AT 8:15

CHAIN OF CUSTODY RECORD

HANDEX OF COLORADO

400 Corporate Circle Suite T
Golden, Colorado 80401
Office (303) 271-1050
Fax # (303) 271-0448

Page 1 of 2

PROJECT NO.:	109154.01	p.o. # 1270	
CLIENT:	PENSKE TRUCK LEASING CO.		Sampled by: D.J. RUDER
SITE NAME:	PENSKE, OAKLAND, CA.		
SITE LOCATION:	725 JULIE ANN WAY		

REQUESTED TURN AROUND:
 24 HOURS 2-7 DAYS 8-13 DAYS X NORMAL (14 DAYS)

SAMPLE IDENTIFICATION	DATE SAMPLED	TIME SAMPLED	SAMPLE TYPE	PRESERVATION METHOD	SAMPLE CONTAINER DESCRIPTION	No. of CONT.	ANALYSES REQUESTED
MW-1	11/21/95	11:10	WATER	HCL	40ml VOA VIAL	3	BTEX 8020, TPH 8015 MOD
MW-1	11/21/95	11:10	WATER	CE	1L AMBER	1	TPH as diesel 8015 MOD
MW-1	11/21/95	11:10	WATER	CE	1L AMBER	1	TOTAL DISSOLVED SOLIDS 160.1
MW-2	11/21/95	7:50	WATER	HCL	40ml VOA VIAL	3	BTEX 8020, TPH 8015 MOD
MW-2	11/21/95	7:50	WATER	CE	1L AMBER	1	TPH as diesel 8015 MOD
MW-2	11/21/95	7:50	WATER	CE	1L AMBER	1	TOTAL DISSOLVED SOLIDS 160.1
MW-3	11/21/95	8:45	WATER	HCL	40ml VOA VIAL	3	BTEX 8020, TPH 8015 MOD
MW-3	11/21/95	8:45	WATER	CE	1L AMBER	1	TPH as diesel 8015 MOD
MW-3	11/21/95	8:45	WATER	CE	1L AMBER	1	TOTAL DISSOLVED SOLIDS 160.1
MW-4	11/21/95	10:15	WATER	HCL	40ml VOA VIAL	3	BTEX 8020, TPH 8015 MOD
MW-4	11/21/95	10:15	WATER	CE	1L AMBER	1	TPH as diesel 8015 MOD
MW-4	11/21/95	10:15	WATER	CE	1L AMBER	1	TOTAL DISSOLVED SOLIDS 160.1
MW-5	11/21/95	9:35	WATER	HCL	40ml VOA VIAL	3	BTEX 8020, TPH 8015 MOD

REMARKS:

RELINQUISHED BY: (Signature) <i>Daniel J. Ruder Jr.</i>	DATE 11/21/95 TIME 12:30	COMPANY HANDEX		RECEIVED BY: (Signature) DATE 11/21/95 TIME 12:30 COMPANY FRONT DESK ROCK TRANSPORT
RELINQUISHED BY: (Signature)	DATE TIME	COMPANY		RECEIVED BY: (Signature) DATE 11/21/95 TIME COMPANY COURIER SERVICE
RELINQUISHED BY: (Signature)	DATE TIME	COMPANY		RECEIVED BY: (Signature) DATE TIME

CHAIN OF CUSTODY RECORD

HANDEX OF COLORADO

400 Corporate Circle Suite T
 Golden, Colorado 80401
 Office (303) 271-1050
 Fax # (303) 271-0446

PROJECT NO.:	109154.01	P.O. # 1274		
CLIENT:	PENSKE TRUCK LEASING CO.			Sampled by: D.J. RUDER
SITE NAME:	PENSKE; OAKLAND, CA.			
SITE LOCATION:	725 JULIE ANN WAY			

SAMPLE IDENTIFICATION	DATE SAMPLED	TIME SAMPLED	SAMPLE TYPE	PRESERVATION METHOD	SAMPLE CONTAINER DESCRIPTION	No. of CONT.	REQUESTED TURN AROUND:
							24 HOURS 2-7 DAYS 8-13 DAYS <u>NORMAL (14 DAYS)</u>
							ANALYSES REQUESTED
MW-5	11/21/95	9:35	WATER	ICE	1L AMBER	1	TPH as diesel 8015 MOD
MW-5	11/21/95	9:35	WATER	ICE	1L AMBER	1	TOTAL DISSOLVED SOLIDS 160.1
MW-7	11/21/95	12:00	WATER	HCL	40ml VOA VIAL	3	BTEX 8020, TPH 8015 MOD
MW-7	11/21/95	12:00	WATER	ICE	1L AMBER	1	TPH as diesel 8015 MOD
MW-7	11/21/95	12:00	WATER	ICE	1L AMBER	1	TOTAL DISSOLVED SOLIDS 160.1
TRIP BLANK	11/21/95	—	WATER	ICE	40ml VOA VIAL	1	BTEX 8020, TPH 8015 MOD

REMARKS:

RELINQUISHED BY: (Signature) <i>Donell J. Ruder, Jr.</i>	DATE 11/21/95 TIME 12:30	COMPANY HANDEX		RECEIVED BY: (Signature)	DATE 11/21/95 TIME 12:30	COMPANY FRONT DESK ROCK TRANSPORT
RELINQUISHED BY: (Signature)	DATE TIME	COMPANY		RECEIVED BY: (Signature)	DATE 11/21/95 TIME	COMPANY COURIER SERVICE
RELINQUISHED BY: (Signature)	DATE TIME	COMPANY		RECEIVED BY: (Signature)	DATE TIME	

ATTACHMENT 2

COPIES OF CERTIFIED ANALYTICAL REPORTS
AND CHAIN-OF-CUSTODY DOCUMENTATION





Superior

Analytical Laboratory

HANDEX OF COLORADO
411 Corporate Circle
Golden, CO 80401

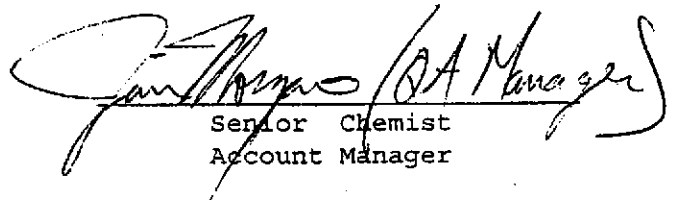
Date: November 30, 1995

Attn: D.J. RUDER

Laboratory Number : 20530

Project Number/Name : 109154.01

This report has been reviewed and
approved for release.

A handwritten signature in black ink, appearing to read 'Jim Payne (SA Manager)'. The signature is written in a cursive style and is positioned above the printed title.

Senior Chemist
Account Manager



Superior

Analytical Laboratory

HANDEL
Att: D.J. RUDER

Reported on November 29, 1995
Revised on November 30, 1995

Gasoline Range Petroleum Hydrocarbons and BTXE
by EPA SW-846 5030/8015M/8020
Gasoline Range quantitated as all compounds from C6-C10

Chronology

Laboratory Number 20530

Sample ID	Sampled	Received	Extract.	Analyzed	QC Batch	LAB #
MW-1	11/21/95	11/22/95	11/28/95	11/28/95	BK281.19	01
MW-2	11/21/95	11/22/95	11/28/95	11/28/95	BK281.19	02
MW-3	11/21/95	11/22/95	11/28/95	11/28/95	BK281.19	03
MW-4	11/21/95	11/22/95	11/28/95	11/28/95	BK281.19	04
MW-5	11/21/95	11/22/95	11/28/95	11/28/95	BK281.19	05
MW-7	11/21/95	11/22/95	11/28/95	11/28/95	BK281.19	06
TRIP BLANK	11/21/95	11/22/95	11/28/95	11/28/95	BK281.19	07

QC Samples

QC Batch #	QC Sample ID	TypeRef.	Matrix	Extract.	Analyzed
BK281.19-01	Method Blank	MB	Water	11/28/95	11/28/95
BK281.19-08	Laboratory Spike	LS	Water	11/28/95	11/28/95
BK281.19-10	MW - 1	MS 20499-01	Water	11/28/95	11/28/95
BK281.19-11	MW - 1	MSD 20499-01	Water	11/28/95	11/28/95
BK281.19-03	MW-2	MSD 20530-02	Water	11/29/95	11/29/95
BK281.19-04	MW-2	MS 20530-02	Water	11/29/95	11/29/95
BK281.19-09	Laboratory Spike	LS	Water	11/28/95	11/28/95



Superior

Analytical Laboratory

HAMMEX OF COLORADO
Attn: D.J. RUDER

Project 109154.01
Reported on November 29, 1995
Revised on November 30, 1995

Gasoline Range Petroleum Hydrocarbons and BTXE
by EPA SW-846 5030/8015M/8020
Gasoline Range quantitated as all compounds from C6-C10

LAB ID	Sample ID	Matrix	Dil. Factor	Moisture
20530-01	MW-1	Water	1.0	-
20530-02	MW-2	Water	1.0	-
20530-03	MW-3	Water	1.0	-
20530-04	MW-4	Water	1.0	-

RESULTS OF ANALYSIS

Compound	20530-01		20530-02		20530-03		20530-04	
	Conc.	RL	Conc.	RL	Conc.	RL	Conc.	RL
	ug/L		ug/L		ug/L		ug/L	
Gasoline Range	ND	50	ND	50	ND	50	ND	50
Benzene	ND	0.5	ND	0.5	ND	0.5	1.0	0.5
Toluene	ND	0.5	ND	0.5	ND	0.5	ND	0.5
Ethyl Benzene	0.7	0.5	ND	0.5	ND	0.5	ND	0.5
Total Xylenes	0.8	0.5	ND	0.5	ND	0.5	ND	0.5
>> Surrogate Recoveries (%) <<								
Trifluorotoluene (SS)	113		108		110		108	



Superior

Analytical Laboratory

HANEX OF COLORADO
Att: D.J. RUDER

Project 109154.01
Reported on November 29, 1995
Revised on November 30, 1995

Gasoline Range Petroleum Hydrocarbons and BTXE
by EPA SW-846 5030/8015M/8020
Gasoline Range quantitated as all compounds from C6-C10

LAB ID	Sample ID	Matrix	Dil. Factor	Moisture
20530-05	MW-5	Water	1.0	-
20530-06	MW-7	Water	1.0	-
20530-07	TRIP BLANK	Water	1.0	-

RESULTS OF ANALYSIS

Compound	20530-05		20530-06		20530-07	
	Conc.	RL	Conc.	RL	Conc.	RL
	ug/L		ug/L		ug/L	
Gasoline Range	ND	50	87	50	ND	50
Benzene	ND	0.5	1.4	0.5	ND	0.5
Toluene	ND	0.5	ND	0.5	ND	0.5
Ethyl Benzene	ND	0.5	1.0	0.5	ND	0.5
Total Xylenes	ND	0.5	1.5	0.5	ND	0.5
>> Surrogate Recoveries (%) <<						
Trifluorotoluene (SS)	111		114		114	



Superior

Analytical Laboratory

Gasoline Range Petroleum Hydrocarbons and BTXE
by EPA SW-846 5030/8015M/8020
Gasoline Range quantitated as all compounds from C6-C10

Quality Assurance and Control Data

Laboratory Number: 20530
Method Blank(s)

BK281.19-01
Conc. RL
ug/L

Gasoline_Range		
Benzene	ND	0.5
Toluene	ND	0.5
Ethyl Benzene	ND	0.5
Total Xylenes	ND	0.5

>> Surrogate Recoveries (%) <<
Trifluorotoluene (SS) 112



Superior

Analytical Laboratory

Gasoline Range Petroleum Hydrocarbons and BTXE
 by EPA SW-846 5030/8015M/8020
 Gasoline Range quantitated as all compounds from C6-C10

Quality Assurance and Control Data

Laboratory Number: 20530

Compound	Sample conc.	SPK Level	SPK Result	Recovery %	Limits %	RPD %
----------	--------------	-----------	------------	------------	----------	-------

For Water Matrix (ug/L)
 BK281.19 08 / - Laboratory Control Spikes

Benzene		20	20	100	65-125	
Toluene		20	21	105	65-125	
Ethyl Benzene		20	21	105	65-125	
Total Xylenes		60	63	105	65-125	

> Surrogate Recoveries (%) <<
 p-Fluorotoluene (SS)

				105	50-150	
--	--	--	--	-----	--------	--

For Water Matrix (ug/L)
 BK281.19 09 / - Laboratory Control Spikes

Gasoline_Range		2000	1900	95	65-135	
----------------	--	------	------	----	--------	--

For Water Matrix (Water)
 BK281.19 10 / 11 - Sample Spiked: 20499 - 01

MSBK281.19 04 / 03	Sample	SPK Level	SPK Result	Recovery	Limits	RPD
M 2	ug/L	ug/L	%	%	%	2053
Gasoline_Range	ND	2000	2087/1949	104/97	65-135	7

Definitions:

- ND = Not Detected
- RL = Reporting Limit
- NA = Not Analysed
- RPD = Relative Percent Difference
- ug/l = parts per billion (ppb)
- mg/l = parts per million (ppm)

- ug/kg = parts per billion (ppb)
- mg/kg = parts per million (ppm)



Superior

Analytical Laboratory

Att: D.J. RUDER

Project 1954.01
Reported on November 28, 1995
Revised on November 30, 1995

Total Dissolved Solids by Method 160.1

Chronology

Laboratory Number 20530

Sample ID	Sampled	Received	Extract.	Analyzed	QC Batch	LAB #
MW-1	11/21/95	11/22/95	11/27/95	11/27/95	BK271.99	01
MW-2	11/21/95	11/22/95	11/27/95	11/27/95	BK271.99	02
MW-3	11/21/95	11/22/95	11/27/95	11/27/95	BK271.99	03
MW-4	11/21/95	11/22/95	11/27/95	11/27/95	BK271.99	04
MW-5	11/21/95	11/22/95	11/27/95	11/27/95	BK271.99	05
MW-7	11/21/95	11/22/95	11/27/95	11/27/95	BK271.99	06

QC Samples

QC Batch #	QC Sample ID	TypeRef.	Matrix	Extract.	Analyzed
BK271.99-01	Method Blank	MB	Water	11/27/95	11/27/95
BK271.99-02	MW-7	DUP 20530-06	Water	11/27/95	11/27/95



Superior

Analytical Laboratory

HANDEL
Att: D.J. RUDER

Project 10954.01
Reported on November 29, 1995
Revised on November 30, 1995

Total Extractable Petroleum Hydrocarbons by EPA SW-846 Method 8015M

Chronology

Laboratory Number 20530

Sample ID	Sampled	Received	Extract.	Analyzed	QC Batch	LAB #
M-1	11/21/95	11/22/95	11/27/95	11/28/95	BK271.29	01
M-2	11/21/95	11/22/95	11/27/95	11/28/95	BK271.29	02
MW-3	11/21/95	11/22/95	11/27/95	11/28/95	BK271.29	03
MW-4	11/21/95	11/22/95	11/27/95	11/28/95	BK271.29	04
M-5	11/21/95	11/22/95	11/27/95	11/28/95	BK271.29	05
MW-7	11/21/95	11/22/95	11/27/95	11/28/95	BK271.29	06

QC Samples

QC Batch #	QC Sample ID	TypeRef.	Matrix	Extract.	Analyzed
BK271.29-01	Method Blank	MB	Water	11/27/95	11/27/95
BK271.29-02	Laboratory Spike	LS	Water	11/27/95	11/27/95
BK271.29-03	Laboratory Spike Duplicate	LSD	Water	11/27/95	11/28/95



Superior

Analytical Laboratory

MANAGER OF COLORADO
ATTORNEY D.J. RUDER

Project 109154.01
Reported on November 29, 1995
Revised on November 30, 1995

Total Extractable Petroleum Hydrocarbons by EPA SW-846 Method 8015M

Lab ID	Sample ID	Matrix	Dil. Factor	Moisture
20530-01	MW-1	Water	1.0	-
20530-02	MW-2	Water	1.0	-
20530-03	MW-3	Water	1.0	-
20530-04	MW-4	Water	1.0	-

RESULTS OF ANALYSIS

Compound	20530-01		20530-02		20530-03		20530-04	
	Conc.	RL	Conc.	RL	Conc.	RL	Conc.	RL
	ug/L		ug/L		ug/L		ug/L	
Diesel:	410	50	180	50	ND	50	280	50
> Surrogate Recoveries (%) << Tetracosane	110		86		129		126	



Superior

Analytical Laboratory

HANEX OF COLORADO
Attn: D.J. RUDER

Project 109154.01
Reported on November 29, 1995
Revised on November 30, 1995

Total Extractable Petroleum Hydrocarbons
by EPA SW-846 Method 8015M

LAB ID	Sample ID	Matrix	Dil. Factor	Moisture
20530-05	MW-5	Water	1.0	-
20530-06	MW-7	Water	5.0	-

RESULTS OF ANALYSIS

Compound	20530-05		20530-06	
	Conc.	RL	Conc.	RL
	ug/L		ug/L	
Diesel:	500	50	9100	250
>> Surrogate Recoveries (%) <<				
Tetracosane	116		138	



Superior

Analytical Laboratory

Total Extractable Petroleum Hydrocarbons
by EPA SW-846 Method 8015M

Quality Assurance and Control Data

Laboratory Number: 20530
Method Blank(s)

BK271.29-01
Conc. RL
ug/L

Diesel:	ND	50
>> Surrogate Recoveries (%) <<		
Tetracosane	100	



Superior

Analytical Laboratory

Total Extractable Petroleum Hydrocarbons
by EPA SW-846 Method 8015M

Quality Assurance and Control Data

Laboratory Number: 20530

Compound	Sample conc.	SPK Level	SPK Result	Recovery %	Limits %	RPD %
----------	--------------	-----------	------------	------------	----------	-------

For Water Matrix (ug/L)
BK271.29 02 / 03 - Laboratory Control Spikes

Diesel:		1000	800/910	80/91	50-150	13
>> Surrogate Recoveries (%) <<						
Tetracosane				109/118	50-150	

Definitions:

ND = Not Detected
 RL = Reporting Limit
 NA = Not Analysed
 RPD = Relative Percent Difference
 ug/l = parts per billion (ppb) ug/kg = parts per billion (ppb)
 mg/l = parts per million (ppm) mg/kg = parts per million (ppm)



Superior

Analytical Laboratory

MANAGER OF COLORADO
ATTN: D.J. RUDER

Project 109154.01
Reported on November 28, 1995
Revised on November 30, 1995

Total Dissolved Solids by Method 160.1

LAB ID	Sample ID	Matrix	Dil. Factor	Moisture
20530-01	MW-1	Water	1.0	-
20530-02	MW-2	Water	1.0	-
20530-03	MW-3	Water	1.0	-
20530-04	MW-4	Water	1.0	-

RESULTS OF ANALYSIS

Compound	20530-01		20530-02		20530-03		20530-04	
	Conc.	RL	Conc.	RL	Conc.	RL	Conc.	RL
	mg/L		mg/L		mg/L		mg/L	
TDS	4100	10	5800	10	4200	10	9800	10



Superior

Analytical Laboratory

HANDEX OF COLORADO
Att: D.J. RUDER

Project 109154.01
Reported on November 28, 1995
Revised on November 30, 1995

Total Dissolved Solids by Method 160.1

LAB ID	Sample ID	Matrix	Dil.Factor	Moisture
20530-05	MW-5	Water	1.0	-
20530-06	MW-7	Water	1.0	-

RESULTS OF ANALYSIS

Compound	20530-05		20530-06	
	Conc.	RL	Conc.	RL
	mg/L		mg/L	
TDS	2800	10	4200	10



Superior

Analytical Laboratory

Total Dissolved Solids by Method 160.1

Quality Assurance and Control Data

Laboratory Number: 20530

Method Blank(s)

BK271.99-01

Conc. RL

mg/L

TDS ND 10



Superior

Analytical Laboratory

Total Dissolved Solids by Method 160.1

Quality Assurance and Control Data

Laboratory Number: 20530

Sample Duplicates

QC Batch BK271.99-02

20530-06 Sample

DUP	mg/L	RPD	Limit
-----	------	-----	-------

TDS	4300	4200	2	25
-----	------	------	---	----

Definitions:

ND = Not Detected
 RL = Reporting Limit
 NA = Not Analysed
 RPD = Relative Percent Difference
 ug/kg = parts per billion (ppb)
 mg/kg = parts per million (ppm)

ug/kg = parts per billion (ppb)
 mg/kg = parts per million (ppm)

CHAIN OF CUSTODY RECORD

HANDEX OF COLORADO

400 Corporate Circle Suite T
 Golden, Colorado 80401
 Office (303) 271-1050
 Fax # (303) 271-0446

PROJECT NO.:	109154.01	P.O. #1270	
CLIENT:	PENSKE TRUCK LEASING CO.		Sampled by: D.J. RUDER
SITE NAME:	PENSKE, OAKLAND, CA.		
SITE LOCATION:	725 JULIE ANN WAY		

REQUESTED TURN AROUND:
 24 HOURS 2-7 DAYS 8-13 DAYS NORMAL (14 DAYS)

SAMPLE IDENTIFICATION	DATE SAMPLED	TIME SAMPLED	SAMPLE TYPE	PRESERVATION METHOD	SAMPLE CONTAINER DESCRIPTION	No. of CONT.	ANALYSES REQUESTED
MW-1	11/21/95	11:10	WATER	HCL	40ml VOA VIAL	3	BTEX 8020, TPH 8015 MOD
MW-1	11/21/95	11:10	WATER	ICE	1L AMBER	1	TPH as diesel 8015 MOD
MW-1	11/21/95	11:10	WATER	ICE	1L AMBER	1	TOTAL DISSOLVED SOLIDS 160.1
MW-2	11/21/95	7:50	WATER	HCL	40ml VOA VIAL	3	BTEX 8020, TPH 8015 MOD
MW-2	11/21/95	7:50	WATER	ICE	1L AMBER	1	TPH as diesel 8015 MOD
MW-2	11/21/95	7:50	WATER	ICE	1L AMBER	1	TOTAL DISSOLVED SOLIDS 160.1
MW-3	11/21/95	8:45	WATER	HCL	40ml VOA VIAL	3	BTEX 8020, TPH 8015 MOD
MW-3	11/21/95	8:45	WATER	ICE	1L AMBER	1	TPH as diesel 8015 MOD
MW-3	11/21/95	8:45	WATER	ICE	1L AMBER	1	TOTAL DISSOLVED SOLIDS 160.1
MW-4	11/21/95	10:15	WATER	HCL	40ml VOA VIAL	3	BTEX 8020, TPH 8015 MOD
MW-4	11/21/95	10:15	WATER	ICE	1L AMBER	1	TPH as diesel 8015 MOD
MW-4	11/21/95	10:15	WATER	ICE	1L AMBER	1	TOTAL DISSOLVED SOLIDS 160.1
MW-5	11/21/95	9:35	WATER	HCL	40ml VOA VIAL	3	BTEX 8020, TPH 8015 MOD

REMARKS:

RELINQUISHED BY: (Signature) <i>Danell J. Ruder</i>	DATE 11/21/95 TIME 12:30	COMPANY HANDEX	RECEIVED BY: (Signature) _____	DATE 11/21/95 TIME 12:30	COMPANY FRONT OFFICE ROCK TRANSPORT
RELINQUISHED BY: (Signature) _____	DATE _____ TIME _____	COMPANY _____	RECEIVED BY: (Signature) <i>[Signature]</i>	DATE 11/22/95 TIME 9:38	COMPANY COURIER SERVICE Superior
RELINQUISHED BY: (Signature) <i>[Signature]</i>	DATE 11/22/95 TIME 12:09	COMPANY Superior	RECEIVED BY: (Signature) <i>[Signature]</i>	DATE 11/22/95 TIME 12:10	COMPANY SAL LAB

CHAIN OF CUSTODY RECORD

HANDEX OF COLORADO

400 Corporate Circle Suite T
 Golden, Colorado 80401
 Office (303) 271-1050
 Fax # (303) 271-0446

PROJECT NO.:	109154.01	p.o. # <u>1270</u>	
CLIENT:	PENSKE TRUCK LEASING CO.		Sampled by: D.J. RUDER
SITE NAME:	PENSKE, OAKLAND, CA.		
SITE LOCATION:	725 JULIE ANN WAY		

REQUESTED TURN AROUND:
 24 HOURS 2-7 DAYS 8-13 DAYS NORMAL (14 DAYS)

SAMPLE IDENTIFICATION	DATE SAMPLED	TIME SAMPLED	SAMPLE TYPE	PRESERVATION METHOD	SAMPLE CONTAINER DESCRIPTION	No. of CONT.	ANALYSES REQUESTED
MW-5	11/21/95	9:35	WATER	ICE	1L AMBER	1	TPH as diesel 8015 MOD
MW-5	11/21/95	9:35	WATER	ICE	1L AMBER	1	TOTAL DISSOLVED SOLIDS 160.1
MW-7	11/21/95	12:00	WATER	HCL	40ml VOA VIAL	3	BTEX 8020, TPH 8015 MOD
MW-7	11/21/95	12:00	WATER	ICE	1L AMBER	1	TPH as diesel 8015 MOD
MW-7	11/21/95	12:00	WATER	ICE	1L AMBER	1	TOTAL DISSOLVED SOLIDS 160.1
TRIP BLANK	11/21/95	—	WATER	ICE	40ml VOA VIAL	1	BTEX 8020, TPH 8015 MOD
<div style="border: 2px solid black; padding: 10px; transform: rotate(-2deg); width: fit-content; margin: auto;"> <p>Please initial: _____</p> <p>Samples Stored in ice _____ <i>melted</i></p> <p>Appropriate containers _____ <i>g</i></p> <p>Samples preserved _____ <i>g</i></p> <p>VOA's without headspace _____ <i>g</i></p> <p>Comments: _____</p> </div>							

REMARKS:

RELINQUISHED BY: (Signature) <i>Danell J. Ruder Jr.</i>	DATE 11/21/95 TIME 12:30	COMPANY HANDEX	RECEIVED BY: (Signature) <i>[Signature]</i>	DATE 11/21/95 TIME 12:30	COMPANY FRONT OFFICE ROCK TRANSPORT
RELINQUISHED BY: (Signature) _____	DATE _____ TIME _____	COMPANY _____	RECEIVED BY: (Signature) <i>[Signature]</i>	DATE 11/20/95 TIME 9:38	COMPANY COURIER SERVICE Superior
RELINQUISHED BY: (Signature) <i>[Signature]</i>	DATE 11/22/95 TIME 12:09	COMPANY Superior	RECEIVED BY: (Signature) <i>[Signature]</i>	DATE 11/20/95 TIME 12:10 pm	COMPANY SAC