

PACIFIC  
ENVIRONMENTAL  
GROUP, INC.

5/13/96  
OK

January 31, 1996  
Project 310-058.5A

RECEIVED  
FEB - 1 1996

Ms. Tina Berry  
Unocal Corporation  
2000 Crow Canyon Place, Suite 400  
San Ramon, California 94583

Re: Quarterly Remedial Performance Summary - Fourth Quarter 1995  
Unocal Service Station 5760  
376 Lewelling Boulevard at Usher Street  
San Lorenzo, California

Dear Ms. Berry:

This letter presents the results of the fourth quarter 1995 sampling events conducted by Pacific Environmental Group, Inc. (PACIFIC) at the site referenced above. Attachment A presents the remedial performance summary, which includes hydrocarbon mass removal and key operating parameters. Certified analytical reports and chain-of-custody documentation are presented as Attachment B, and field data sheets are included as Attachment C. Please contact Suzanne McClurkin-Nelson if you have any further questions.

Sincerely,

Pacific Environmental Group, Inc.


Steven D. Clark  
Project Hydrogeologist  
HG 167

Andrew D. Lehane  
Project Engineer

Attachments: Attachment A - Remedial Performance Summary - Fourth Quarter 1995  
Attachment B - Certified Analytical Reports and Chain-of-Custody Documentation  
Attachment C - Field Data Sheets

cc: Mr. Richard Hiatt, Regional Water Quality Control Board - S.F. Bay Region  
Ms. Amy Leech, Alameda County Health Care Services

3100585A4Q95QPR.DOC



PACIFIC  
ENVIRONMENTAL  
GROUP, INC.

January 15, 1996  
Project 310-058.3B

Mr. Richard Hiatt  
Regional Water Quality Control Board  
San Francisco Bay Region  
2101 Webster Street, Suite 500  
Oakland, California 94612

Re: Unocal Corporation  
Quarterly Summary Report  
Fourth Quarter 1995

Dear Mr. Hiatt:

As directed by Ms. Tina Berry of Unocal Corporation, Pacific Environmental Group, Inc. is forwarding the quarterly summary report for the following location:

Service Station

5760

Location

376 Lewelling Boulevard, San Lorenzo

If you have questions or comments, please do not hesitate to contact our office at (408) 441-7500.

Sincerely,

**Pacific Environmental Group, Inc.**

Joseph Muzzio  
Project Geologist

Enclosure

cc: Ms. Tina Berry, Unocal Corporation  
Ms. Amy Leech, Alameda County Environmental Health Care Services

## Quarterly Summary Report Fourth Quarter 1995

Unocal Service Station 5760  
376 Lewelling Boulevard  
San Lorenzo, California

City/County ID #: None  
County: Alameda

### BACKGROUND

The underground storage tanks were removed and replaced in November 1987. Currently there are nine monitoring wells on-site. Groundwater monitoring and sampling of wells began in February 1988. A remedial action plan was submitted during the third quarter 1994. A groundwater extraction system and soil vapor extraction system was installed in August and September 1995.

### RECENT QUARTER ACTIVITIES

Quarterly groundwater monitoring and sampling were conducted in October 1995. Design of the soil vapor and groundwater extraction and treatment system was completed. System start-up began on October 4, 1995, and a report was issued to the Bay Air Air Quality Management District documenting the start-up activities on November 6 1995.

### NEXT QUARTER ACTIVITIES

Groundwater monitoring and sampling for the first quarter 1996 will be performed. Operation of soil vapor and groundwater extraction and treatment system will continue.

### CHARACTERIZATION/REMEDIAL STATUS

Soil contamination delineated? Yes.

Dissolved groundwater delineated? No.

Free product delineated? Yes.

Amount of groundwater contaminant recovered this quarter? Approximately 40 pounds.

Soil remediation in progress? Yes.

Anticipated start? October 1995.

Anticipated completion date? Unknown.

Dissolved/free product remediation in progress? Yes.

Anticipated start? October 1995.

Anticipated completion? Unknown.

**CONSULTANT:** Pacific Environmental Group, Inc.

**ATTACHMENT A**  
**REMEDIAL PERFORMANCE SUMMARY**  
**FOURTH QUARTER 1995**

**ATTACHMENT A  
REMEDIAL ACTION PERFORMANCE SUMMARY: FOURTH QUARTER 1995  
GROUNDWATER DEWATERING SYSTEM**

Site Name: Unocal Service Station 5760  
 Site Address: 376 Lewelling Boulevard, San Lorenzo, CA  
 Abatement Equipment: Granular-Activated Carbon Vessels  
 Start-Up Date: 10/18/95

Permitting Agency: Oro Loma Sanitary District  
 Permit No.: 024  
 Permit Expiration Date: 6/30/96  
 Estimated Shutdown Date: Unknown

**REMEDIAL OBJECTIVES**

- o Dewatering to enhance soil vapor extraction
- o Regulatory Compliance

**OPERATIONAL DATA (Fourth Quarter 1995)**

**Treatment System Data**

	October	November	December
Operational Status	Start-Up	Operational	Operational
Groundwater Volume Pumped (gals)	3,964	3,711	7,280

Table 1 Page A-3

**Treatment System Analytical Data Summary**

	INFLUENT	EFFLUENT
EPA Method 8020 Analyses	Detected	ND

Table 2 Page A-4

**TPH and Benzene Summary**

	October	November	December	
Influent TPPH-gasoline (µg/L)	33,000	15,000	1,100	
Influent Benzene (µg/L)	480	190	16	
Effluent TPPH-gasoline (µg/L)	ND	ND	ND	
Effluent Benzene (µg/L)	ND	ND	ND	Cumulative
Mass TPPH-gasoline Removed (lbs)	1.1	0.7	0.5	2.3
Mass Benzene Removed (lbs)	0.02	0.01	0.00	0.03

Table 1 Page A-3

Table 1 Page A-3

Table 2 Page A-4

Table 2 Page A-4

Table 1 Page A-3

Table 1 Page A-3

**PERFORMANCE EVALUATION**

**Dewatering**

Groundwater system is being used to enhance soil vapor extraction by exposing additional soils in the capillary fringe. The system has also provided some mass removal as well.

**Regulatory Compliance**

During the fourth quarter 1995, the groundwater dewatering and treatment system operated in compliance with all discharge limitations set forth by Oro Loma Sanitary District Permit 024.

**ACTIONS/RECOMMENDATIONS**

- o Pumps are currently out of service. Repairs will be completed during the first quarter of 1996.

**NOTES:**

TPPH = Total purgeable petroleum hydrocarbons

ND = Not detected above detection limit

gals = Gallons

µg/L = Micrograms per liter

lbs = Pounds

Note: When appropriate, tabulated data is followed by associated graphical presentation.

**ATTACHMENT A (continued)**  
**REMEDIAL ACTION PERFORMANCE SUMMARY: FOURTH QUARTER 1995**  
**SOIL-BASED REMEDIAL SYSTEM**

Site Name: Unocal Service Station 5760  
 Site Address: 376 Lewelling Boulevard, San Lorenzo, CA  
 Abatement Equipment: 2-1,000 lb vapor-phase carbon canisters  
 Start-Up Date: 10/18/95

Permitting Agency: BAAQMD  
 ATC No.: 14994  
 ATC Expiration Date: 10/11/97  
 Estimated Shutdown Date: Unknown

**REMEDIAL OBJECTIVES**

- o Migration Control
- o Mass Removal
- o Regulatory Compliance

**OPERATIONAL DATA (Second Quarter 1995)**

**Treatment System Data**

	October	November	December
Operational Status	Start-Up	Operational	Operational
Average System Flow Rate (scfm)	45	40	34

Table 3 Page A-5

**Treatment System Analytical Results Summary**

EPA Method 8020 Analyses

INFLUENT	EFFLUENT
Detected	ND

**TPH-g and Benzene Summary**

	October	November	December	
Influent TPH-gasoline (ppmv)	149	45	38	ND
Influent Benzene (ppmv)	2.4	0.49	0.24	0.04
Average System Flow Rate (scfm)	45	40	34	
Average Influent TPH-gasoline (ppmv)	ND	ND	ND	ND
Average Influent Benzene (ppmv)	ND	ND	ND	ND
Mass TPH Removed (lbs)	2.3	28.2	7.8	38.3
Mass Benzene Removed (lbs)	0.03	0.21	0.04	0.28

Table 3 Page A-5

Table 3 Page A-5

Table 4 Page A-6

Table 4 Page A-6

Table 3 Page A-5

Table 3 Page A-5

**REMEDIAL ACTION PERFORMANCE EVALUATION**

**Migration Control**      The soil vapor extraction system has recovered hydrocarbons in the soil column, thus reducing the potential for hydrocarbon migration.

**Mass Removal**            Mass removal rates have decreased since startup, reflecting the site strategy of performing soil vapor extraction for approximately six months to affect most of the mass removal.

**Regulatory Compliance**    During the fourth quarter 1995, the soil vapor extraction system operated in compliance with all BAAQMD permit conditions.

**ACTIONS/RECOMMENDATIONS**

- o Continue to operate the soil vapor extraction system and optimize groundwater system to enhance soil vapor extraction performance.

**NOTES:**

ND = Not detected above detection limit  
 scfm = Standard cubic feet per minute  
 ppmv = Parts per million by volume  
 lbs = Pounds

Note: When appropriate, tabulated data is followed by associated graphical presentation.

**Table 1  
Groundwater Extraction System Performance Data**

Unocal Service Station 5760  
376 Lewelling Boulevard at Usher Street  
San Lorenzo, California

Sample ID	Date Sampled	Temp (deg F)	Totalizer Reading (gallons)	Average Flow Rate (gpm)	TPPH as Gasoline			Benzene		
					Influent Concentration (µg/L)	Removal Rate (lbs/day)	Removed To Date (lbs)	Influent Concentration (µg/L)	Removal Rate (lbs/day)	Removed To Date (lbs)
INFL	10/18/95 a	NM	76	N/A	NS	N/A	0.0	NS	N/A	0.00
INFL	10/30/95	NM	4,040	0.2	33,000	0.09	1.1	480	0.0013	0.02
INFL	11/30/95	NM	7,751	0.1	15,000	0.02	1.8	190	0.0003	0.03
INFL	12/27/95	64.2	15,031	0.2	1,100	0.02	2.3	16	0.0002	0.03
<b>REPORTING PERIOD:</b>					10/18/95 - 12/27/95 (a)					
<b>TOTAL GALLONS EXTRACTED:</b>					14,955					
<b>PERIOD GALLONS EXTRACTED:</b>					14,955					
<b>TOTAL POUNDS TPPH-GASOLINE REMOVED:</b>					2.3					
<b>TOTAL GALLONS TPPH-GASOLINE REMOVED:</b>					0.4					
<b>TOTAL POUNDS BENZENE REMOVED:</b>					0.03					
<b>TOTAL GALLONS BENZENE REMOVED:</b>					0.00					
<b>PERIOD POUNDS TPPH-GASOLINE REMOVED:</b>					2.3					
<b>PERIOD POUNDS BENZENE REMOVED:</b>					0.03					
<b>AVERAGE FLOW RATE (gpm):</b>					0.1					
TPPH = Total purgeable petroleum hydrocarbons Temp = Temperature deg F = Degrees Fahrenheit gpm = Gallons per minute µg/L = Parts per billion lbs = Pounds NM = Not measured N/A = Not available or not applicable NS = Not sampled					a. GWE system startup on October 18, 1995.					
Assumed densities: TPPH = 6.1 lbs/gal; benzene = 7.34 lbs/gal. Net hydrocarbon removal data are approximate. Mass removed is an approximation calculated using averaged concentrations.										

Table 2  
Groundwater Treatment System Analytical Data

Unocal Service Station 5760  
376 Lewelling Boulevard at Usher Street  
San Lorenzo, California

Date Sampled	TPPH (µg/L)	BTEX Compounds				Permit Compliance Parameters		
		Benzene (µg/L)	Toluene (µg/L)	Ethyl-benzene (µg/L)	Xylenes (µg/L)	COD (mg/L)	TSS (mg/L)	pH (units)
<b>Influent Samples</b>								
10/30/95	33,000	480	1,400	900	7,100	N/A	N/A	N/A
11/30/95	15,000	190	310	210	3,700	N/A	N/A	N/A
12/27/95	1,100	16	23	<2.0	300	N/A	N/A	N/A
<b>Effluent Samples</b>								
10/04/95	<50	<0.50	<0.50	<0.50	<0.50	<20	<1.0	8.89 a
10/30/95	<50	<0.50	<0.50	<0.50	<0.50	NS	NS	NS
11/30/95	<50	<0.50	<0.50	<0.50	<0.50	NS	NS	NS
12/27/95	<50	<0.50	<0.50	<0.50	<0.50	NS	NS	7.05 a
TPPH = Total purgeable petroleum hydrocarbons µg/L = Micrograms per liter mg/L = Milligrams per liter N/A = Not applicable NS = Not sampled < = Denotes any potential concentrations fell below the shown detection limit for the analysis. a. pH reading was measured by field instruments, not by laboratory analysis.								



Table 3  
Soil Vapor Extraction System Performance Data

Unocal Service Station 5760  
376 Lewelling Boulevard at Usher Street  
San Lorenzo, California

Sample ID	Date Sampled	Days Operational (t)	Hourmeter Reading (hours)	Flow Rate (scfm)	TPPH as Gasoline			Benzene		
					Influent Concentration (ppmv)	Removal Rate (lbs/day)	Removed To Date (lbs)	Influent Concentration (ppmv)	Removal Rate (lbs/day)	Removed To Date (lbs)
INFL	10/18/95 a	0.0	0.00	40	87	1.33	0.0	0.95	0.012	0.00
INFL	10/19/95	0.2	5.50	40	149	2.26	0.4	2.4	0.030	0.00
INFL	10/20/95	1.2	33.95	55	45	0.94	2.3	0.49	0.008	0.03
INFL	11/30/95	37.2	927.30	40	38	0.58	30.5	0.24	0.003	0.24
INFL	12/27/95	27.1	1,576.71	34	ND	0.00	38.3	0.04	0.000	0.28
REPORTING PERIOD:					10/18/95 - 12/27/95 (a)					
TOTAL DAYS OF OPERATION					85.7					
PERIOD DAYS OF OPERATION					65.7					
TOTAL POUNDS TPPH-GASOLINE REMOVED:					38.3					
TOTAL GALLONS TPPH-GASOLINE REMOVED:					8.3					
TOTAL POUNDS BENZENE REMOVED:					0.28					
TOTAL GALLONS BENZENE REMOVED:					0.04					
PERIOD POUNDS TPPH-GASOLINE REMOVED:					38.3					
PERIOD POUNDS BENZENE REMOVED:					0.28					
PERIOD AVERAGE FLOW RATE (scfm):					52					
PERIOD PERCENT OPERATIONAL:					94%					
TPPH = Total purgeable petroleum hydrocarbons					a. SVE system start-up on October 18, 1995 (carbon) ✓					
t = Time of period since last sampling										
scfm = Standard cubic feet per minute										
ppmv = Parts per million by volume										
lbs = Pounds										
Assume density of gasoline = 6.1 lbs/gallon and density of benzene = 7.34 lbs/gallon.										
Mass removed to date is calculated using averaged mass removal rates, which are based on instantaneous data.										
Mass removal calculations use blower hourmeter readings to estimate run time.										

Table 4  
Soil Vapor Extraction System Emission Data

Unocal Service Station 5760  
376 Lewelling Boulevard at Usher Street  
San Lorenzo, California

Sample ID	Date Sampled	Flow Rate (scfm)	TPPH as Gasoline			Benzene		
			Effluent Concentration (ppmv)	Destruction Efficiency (percent)	Emission Rate (lbs/day)	Effluent Concentration (ppmv)	Destruction Efficiency (percent)	Emission Rate (lbs/day)
EFFL	10/18/95 a	40	ND	97.3	0.04	ND	97.0	0.0004
EFFL	10/19/95	40	ND	96.4	0.04	ND	96.8	0.0004
EFFL	10/20/95	55	ND	94.7	0.05	ND	94.1	0.0005
EFFL	11/30/95	40	ND	93.8	0.04	ND	87.8	0.0004
EFFL	12/27/95	34	ND	N/A	0.03	ND	28.6	0.0003

TPPH = Total purgeable petroleum hydrocarbons  
 scfm = Standard cubic feet per minute  
 ppmv = Parts per million by volume, converted from micrograms per liter  
 lbs = Pounds  
 ND = Not detected above detection limit  
 N/A = Not applicable or not available  
 a. SVE system start-up on October 18, 1995 (carbon)  
 Emission calculations for non-detected concentrations are calculated using the detection limit.  
 Destruction efficiency [%] = [(1 - (effluent concentration/influent concentration) \* 100)]

Figure 1  
Groundwater Extraction System Mass Removal Trend

Unocal Service Station 5760  
376 Lewelling Boulevard at Usher Street  
San Lorenzo, California

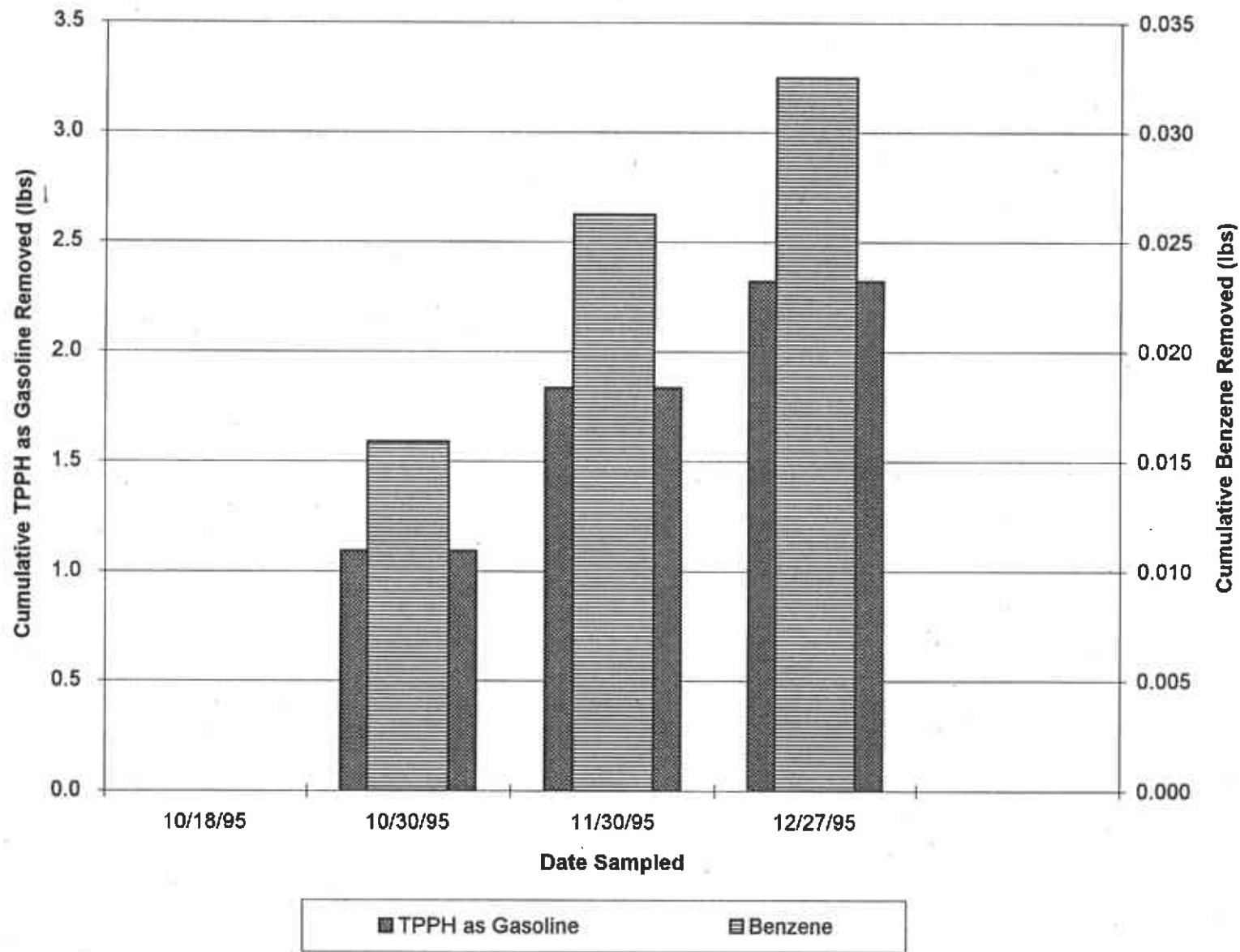


Figure 2  
Groundwater Extraction System Hydrocarbon Concentrations

Unocal Service Station 5760  
376 Lewelling Boulevard at Usher Street  
San Lorenzo, California

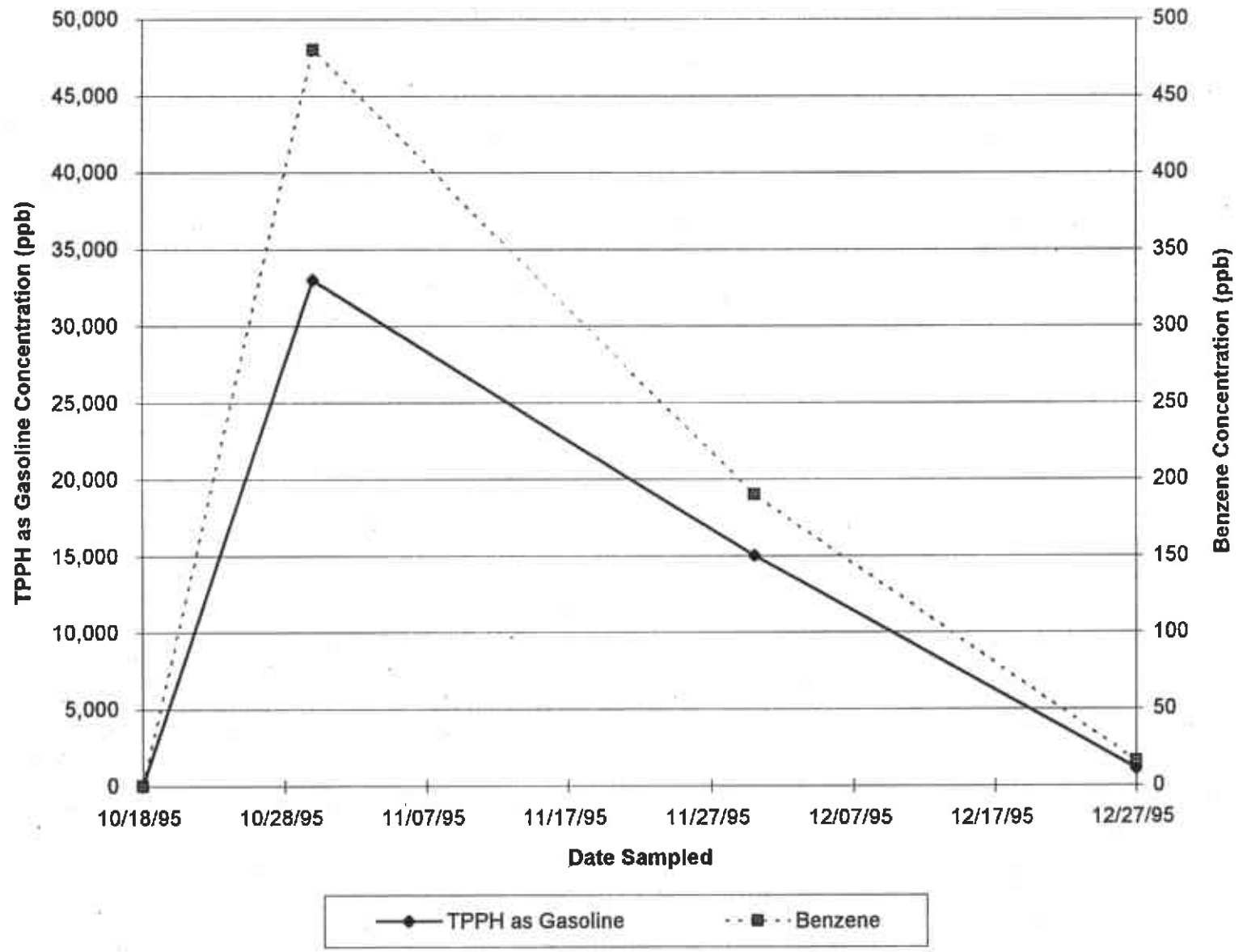


Figure 3  
**Soil Vapor Extraction System Mass Removal Trend**  
 Unocal Bulk Terminal 5760  
 376 Lewelling Boulevard at Usher Street  
 San Lorenzo, California

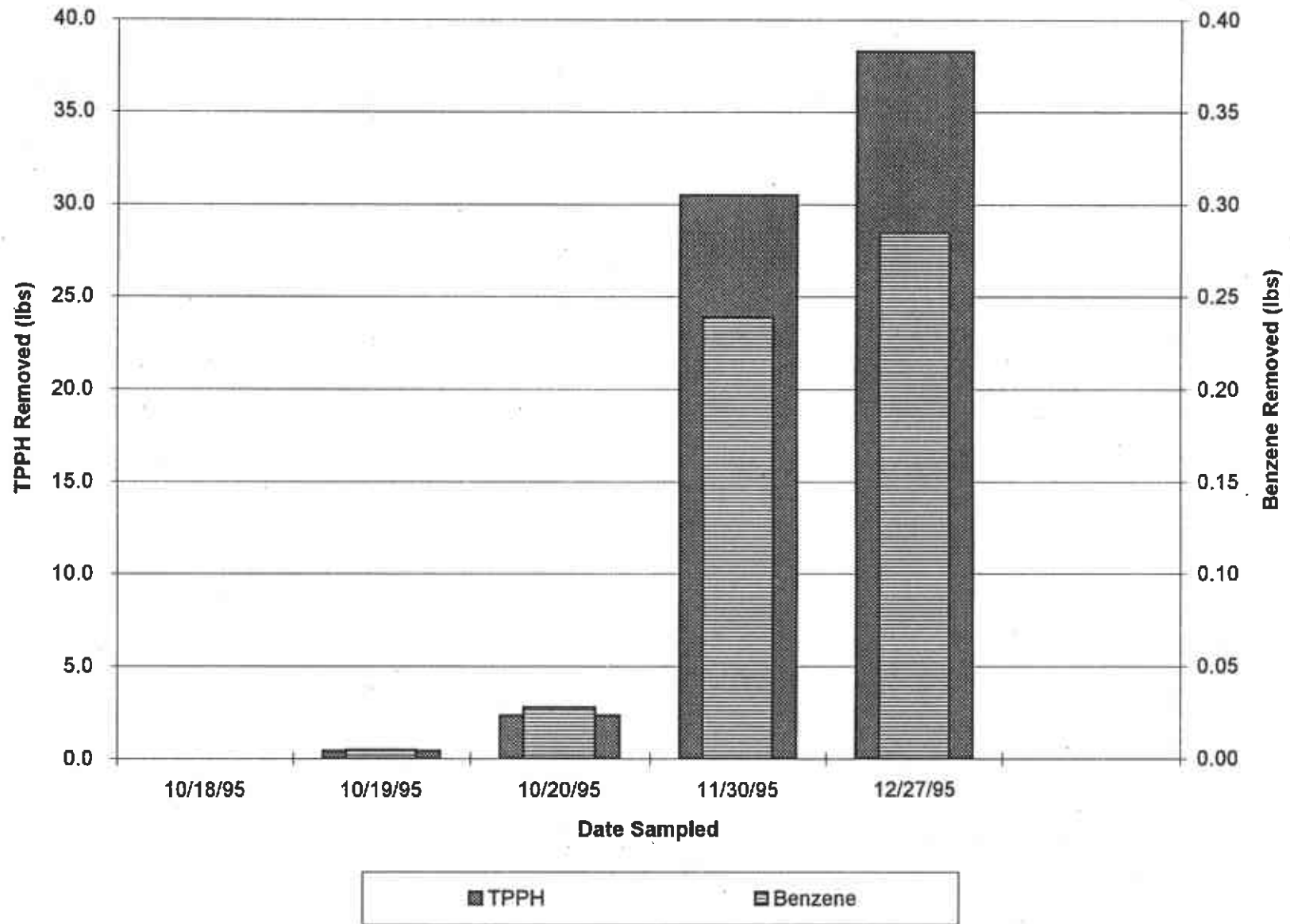
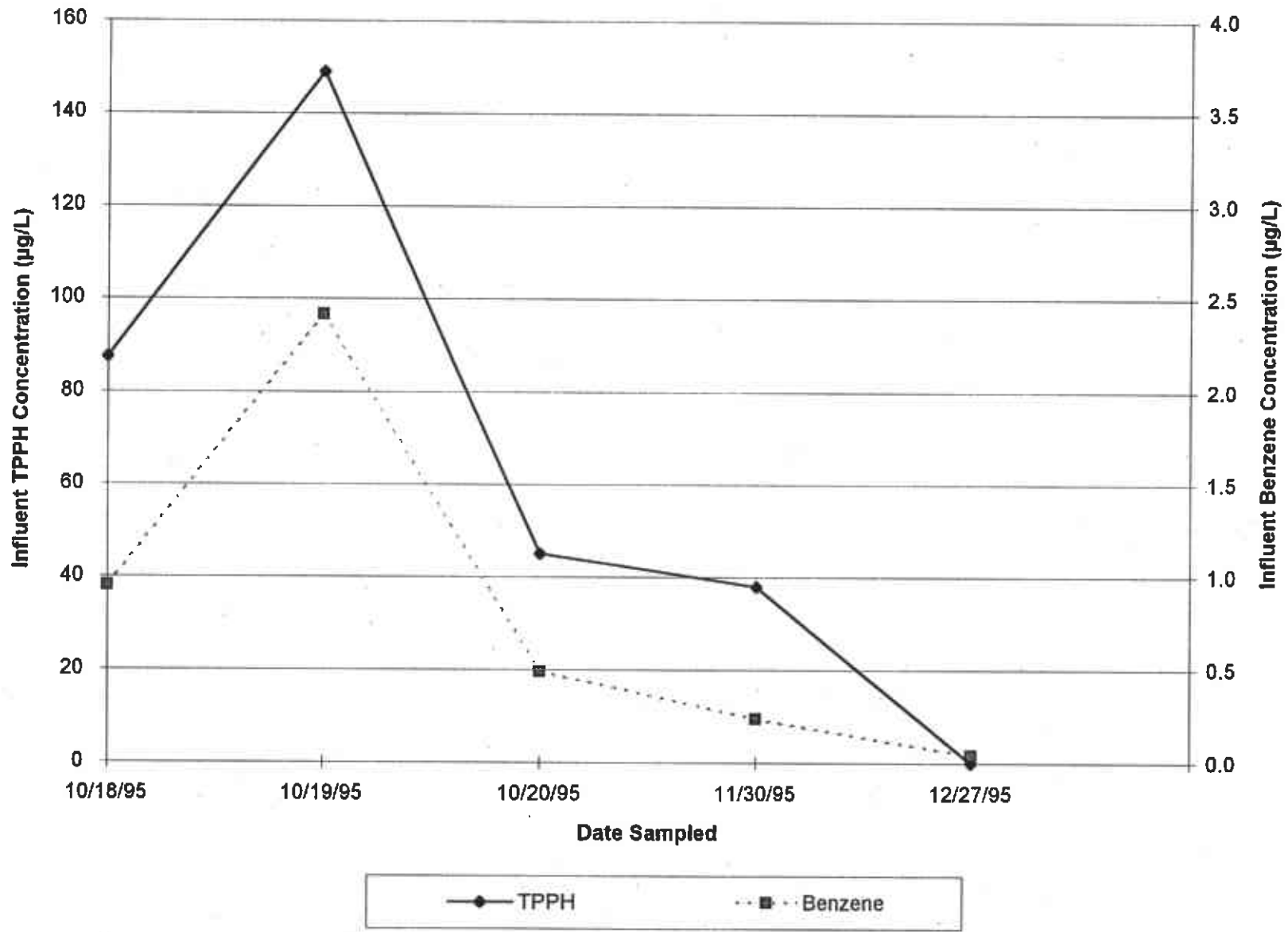


Figure 4  
**Soil Vapor Extraction System Hydrocarbon Concentrations**  
 Unocal Bulk Terminal 5760  
 376 Lewelling Boulevard at Usher Street  
 San Lorenzo, California



**ATTACHMENT B**

**CERTIFIED ANALYTICAL REPORTS  
AND CHAIN-OF-CUSTODY DOCUMENTATION**




**Sequoia  
Analytical**

680 Chesapeake Drive  
404 N. Wiget Lane  
819 Striker Avenue, Suite 8

Redwood City, CA 94063  
Walnut Creek, CA 94598  
Sacramento, CA 95834

(415) 364-9600  
(510) 988-9600  
(916) 921-9600

FAX (415) 364-9233  
FAX (510) 988-9673



Pacific Environmental Group  
2025 Gateway Place, Suite 440  
San Jose, CA 95110

Attention: Marea Doden

Client Proj. ID: 310-058.3A/5760, San Lorenzo  
Sample Descript: Infl  
Matrix: AIR  
Analysis Method: 8015Mod/8020  
Lab Number: 9510D77-01

Sampled: 10/18/95  
Received: 10/19/95  
Analyzed: 10/20/95  
Reported: 10/31/95

IC Batch Number: GC102095BTEX02A  
Instrument ID: GCHP02

**Total Purgeable Petroleum Hydrocarbons (TPPH) with BTEX**

Analyte	Detection Limit ug/L	Sample Results ug/L
TPPH as Gas	50	370
Benzene	0.50	3.3
Toluene	0.50	4.7
Ethyl Benzene	0.50	7.5
Xylenes (Total)	0.50	23
Chromatogram Pattern: Unidentified HC		Gas <C8
Surrogates	Control Limits %	% Recovery
Trifluorotoluene	70 130	126

analytes reported as N.D. were not present above the stated limit of detection.

**SEQUOIA ANALYTICAL - ELAP #1210**

*B Fletcher*

Brucie Fletcher  
Project Manager







Pacific Environmental Group  
2025 Gateway Place, Suite 440  
San Jose, CA 95110

Client Proj. ID: 310-058.3A/5760, San Lorenzo  
Sample Descript: Effl  
Matrix: AIR  
Analysis Method: 8015Mod/8020  
Lab Number: 9510D77-02

Sampled: 10/18/95  
Received: 10/19/95  
Analyzed: 10/20/95  
Reported: 10/31/95

QC Batch Number: GC102095BTEX02A  
Instrument ID: GCHP02

**Total Purgeable Petroleum Hydrocarbons (TPPH) with BTEX**

Analyte	Detection Limit ug/L	Sample Results ug/L
TPPH as Gas	10	N.D.
Benzene	0.10	N.D.
Toluene	0.10	N.D.
Ethyl Benzene	0.10	N.D.
Xylenes (Total)	0.10	N.D.
Chromatogram Pattern:		
<b>Surrogates</b>	<b>Control Limits %</b>	<b>% Recovery</b>
Trifluorotoluene	70 130	93

Analytes reported as N.D. were not present above the stated limit of detection.

**SEQUOIA ANALYTICAL** - ELAP #1210

*B Fletcher*

Brucie Fletcher  
Project Manager





Pacific Environmental Group  
2025 Gateway Place, Suite 440  
San Jose, CA 95110

Client Proj. ID: 310-058.3A/5760, San Lorenzo  
Sample Descript: U-1  
Matrix: AIR  
Analysis Method: 8015Mod/8020  
Lab Number: 9510D77-03

Sampled: 10/18/95  
Received: 10/19/95  
Analyzed: 10/20/95  
Reported: 10/31/95

Attention: Maree Doden

QC Batch Number: GC102095BTEX03A  
Instrument ID: GCHP03

Total Purgeable Petroleum Hydrocarbons (TPPH) with BTEX

Analyte	Detection Limit ug/L	Sample Results ug/L
TPPH as Gas	10	130
Benzene	0.10	1.8
Toluene	0.10	4.7
Ethyl Benzene	0.10	3.2
Xylenes (Total)	0.10	13
Chromatogram Pattern:		Gas
Unidentified HC		< C8
<b>Surrogates</b>	<b>Control Limits %</b>	<b>% Recovery</b>
Trifluorotoluene	70 130	116

Analytes reported as N.D. were not present above the stated limit of detection.

SEQUOIA ANALYTICAL - ELAP #1210

Bruce Fletcher  
Project Manager





Pacific Environmental Group  
2025 Gateway Place, Suite 440  
San Jose, CA 95110

Client Proj. ID: 310-058.3A/5760, San Lorenzo  
Sample Descript: U-3  
Matrix: AIR  
Analysis Method: 8015Mod/8020  
Lab Number: 9510D77-04

Sampled: 10/18/95  
Received: 10/19/95  
Analyzed: 10/20/95  
Reported: 10/31/95

Attention: Maree Doden

QC Batch Number: GC102095BTEX17A  
Instrument ID: GCHP17

**Total Purgeable Petroleum Hydrocarbons (TPPH) with BTEX**

Analyte	Detection Limit ug/L	Sample Results ug/L
TPPH as Gas	100	420
Benzene	1.0	5.8
Toluene	1.0	2.6
Ethyl Benzene	1.0	14
Xylenes (Total)	1.0	62
Chromatogram Pattern:		Gas
<b>Surrogates</b>	<b>Control Limits %</b>	<b>% Recovery</b>
Trifluorotoluene	70 130	119

Analytes reported as N.D. were not present above the stated limit of detection.

**SEQUOIA ANALYTICAL - ELAP #1210**

Bruce Fletcher  
Project Manager



# Sequoia Analytical

680 Chesapeake Drive  
404 N. Wiget Lane  
819 Striker Avenue, Suite 8

Redwood City, CA 94063  
Walnut Creek, CA 94598  
Sacramento, CA 95834

(415) 364-9600  
(510) 988-9600  
(916) 921-9600

FAX (415) 364-9233  
FAX (510) 988-9673  
FAX (916) 921-0100

Pacific Environmental Group  
2025 Gateway Place, Suite 440  
San Jose, CA 95110  
Attention: Maree Doden

Client Project ID: 310-058.3A/5760, San Lorenzo

Work Order #: 9510D77 01, 02

Reported: Nov 1, 1995

## QUALITY CONTROL DATA REPORT

Analyte:	Benzene	Toluene	Ethyl Benzene	Xylenes
QC Batch#:	GC102095BTEX02A	GC102095BTEX02A	GC102095BTEX02A	GC102095BTEX02A
Analy. Method:	EPA 8020	EPA 8020	EPA 8020	EPA 8020
Prep. Method:	EPA 5030	EPA 5030	EPA 5030	EPA 5030

Analyst:	D. Jirsa	D. Jirsa	D. Jirsa	D. Jirsa
MS/MSD #:	9510A0602	9510A0602	9510A0602	9510A0602
Sample Conc.:	N.D.	N.D.	N.D.	N.D.
Prepared Date:	10/20/95	10/20/95	10/20/95	10/20/95
Analyzed Date:	10/20/95	10/20/95	10/20/95	10/20/95
Instrument I.D.#:	GCHP2	GCHP2	GCHP2	GCHP2
Conc. Spiked:	10 µg/L	10 µg/L	10 µg/L	30 µg/L
Result:	9.9	9.7	9.9	30
MS % Recovery:	99	97	99	100
Dup. Result:	9.7	9.5	9.8	30
MSD % Recov.:	97	95	98	100
RPD:	2.0	2.1	1.0	0.0
RPD Limit:	0-50	0-50	0-50	0-50

LCS #:

Prepared Date:  
Analyzed Date:  
Instrument I.D.#:  
Conc. Spiked:

LCS Result:  
LCS % Recov.:

MS/MSD	71-133	72-128	72-130	71-120
LCS				
Control Limits				

**Please Note:**

The LCS is a control sample of known, interferent-free matrix that is analyzed using the same reagents, preparation, and analytical methods employed for the samples. The matrix spike is an aliquot of sample fortified with known quantities of specific compounds and subjected to the entire analytical procedure. If the recovery of analytes from the matrix spike does not fall within specified control limits due to matrix interference, the LCS recovery is to be used to validate the batch.

SEQUOIA ANALYTICAL

*B Fletcher*  
Bruce Fletcher  
Project Manager

\*\* MS = Matrix Spike, MSD = MS Duplicate, RPD = Relative % Difference

9510D77.PPP <1>





# Sequoia Analytical

680 Chesapeake Drive  
404 N. Wiget Lane  
819 Striker Avenue, Suite 8

Redwood City, CA 94063  
Walnut Creek, CA 94598  
Sacramento, CA 95834

(415) 364-9600  
(510) 988-9600  
(916) 921-9600

FAX (415) 364-9233  
FAX (510) 988-9673  
FAX (916) 921-0100

Pacific Environmental Group  
2025 Gateway Place, Suite 440  
San Jose, CA 95110  
Attention: Maree Doden

Client Project ID: 310-058.3A/5760, San Lorenzo

Work Order #: 9510D77 03

Reported: Nov 1, 1995

## QUALITY CONTROL DATA REPORT

Analyte:	Benzene	Toluene	Ethyl Benzene	Xylenes
QC Batch#:	GC102095BTEX03A	GC102095BTEX03A	GC102095BTEX03A	GC102095BTEX03A
Analy. Method:	EPA 8020	EPA 8020	EPA 8020	EPA 8020
Prep. Method:	EPA 5030	EPA 5030	EPA 5030	EPA 5030

Analyst:	D. Jirsa	D. Jirsa	D. Jirsa	D. Jirsa
MS/MSD #:	9510A0602	9510A0602	9510A0602	9510A0602
Sample Conc.:	N.D.	N.D.	N.D.	N.D.
Prepared Date:	10/20/95	10/20/95	10/20/95	10/20/95
Analyzed Date:	10/20/95	10/20/95	10/20/95	10/20/95
Instrument I.D.#:	GCHP3	GCHP3	GCHP3	GCHP3
Conc. Spiked:	10 µg/L	10 µg/L	10 µg/L	30 µg/L
Result:	9.8	9.7	9.6	29
MS % Recovery:	98	97	96	97
Dup. Result:	9.3	9.2	9.1	27
MSD % Recov.:	93	92	91	90
RPD:	5.2	5.3	5.3	7.1
RPD Limit:	0-50	0-50	0-50	0-50

LCS #:

Prepared Date:  
Analyzed Date:  
Instrument I.D.#:  
Conc. Spiked:

LCS Result:  
LCS % Recov.:

MS/MSD	71-133	72-128	72-130	71-120
LCS				
Control Limits				

**Please Note:**

The LCS is a control sample of known, interferent-free matrix that is analyzed using the same reagents, preparation, and analytical methods employed for the samples. The matrix spike is an aliquot of sample fortified with known quantities of specific compounds and subjected to the entire analytical procedure. If the recovery of analytes from the matrix spike does not fall within specified control limits due to matrix interference, the LCS recovery is to be used to validate the batch.

SEQUOIA ANALYTICAL

*B Fletcher*

Brucie Fletcher  
Project Manager

\*\* MS = Matrix Spike, MSD = MS Duplicate, RPD = Relative % Difference

9510D77.PPP <2>





Pacific Environmental Group  
2025 Gateway Place, Suite 440  
San Jose, CA 95110  
Attention: Maree Doden

Client Project ID: 310-058.3A/5760, San Lorenzo

Work Order #: 9510D77 04

Reported: Nov 1, 1995

**QUALITY CONTROL DATA REPORT**

Analyte:	Benzene	Toluene	Ethyl Benzene	Xylenes
QC Batch#:	GC102095BTEX17A	GC102095BTEX17A	GC102095BTEX17A	GC102095BTEX17A
Analy. Method:	EPA 8020	EPA 8020	EPA 8020	EPA 8020
Prep. Method:	EPA 5030	EPA 5030	EPA 5030	EPA 5030

Analyst:	D. Jirsa	D. Jirsa	D. Jirsa	D. Jirsa
MS/MSD #:	9510A0602	9510A0602	9510A0602	9510A0602
Sample Conc.:	N.D.	N.D.	N.D.	N.D.
Prepared Date:	10/20/95	10/20/95	10/20/95	10/20/95
Analyzed Date:	10/20/95	10/20/95	10/20/95	10/20/95
Instrument I.D.#:	GCHP17	GCHP17	GCHP17	GCHP17
Conc. Spiked:	10 µg/L	10 µg/L	10 µg/L	30 µg/L
Result:	9.7	8.1	7.8	23
MS % Recovery:	97	81	78	77
Dup. Result:	9.2	9.2	9.0	27
MSD % Recov.:	92	92	90	90
RPD:	5.3	13	14	16
RPD Limit:	0-50	0-50	0-50	0-50

LCS #:

Prepared Date:  
Analyzed Date:  
Instrument I.D.#:  
Conc. Spiked:

LCS Result:  
LCS % Recov.:

MS/MSD LCS Control Limits	71-133	72-128	72-130	71-120

**Please Note:**

The LCS is a control sample of known, interferent-free matrix that is analyzed using the same reagents, preparation, and analytical methods employed for the samples. The matrix spike is an aliquot of sample fortified with known quantities of specific compounds and subjected to the entire analytical procedure. If the recovery of analytes from the matrix spike does not fall within specified control limits due to matrix interference, the LCS recovery is to be used to validate the batch.

SEQUOIA ANALYTICAL

*B Fletcher*  
Brucie Fletcher  
Project Manager

\*\* MS=Matrix Spike, MSD=MS Duplicate, RPD=Relative % Difference

9510D77.PPP <3>



Company Name: Doc. Edu. Grp. Inc. Project Name: 379 Lewelling Blvd, San Lorenzo  
 Address: 2065 Gateway Pl #440 UNOCAL Project Manager: Tina Berry  
 City: San Jose State: Ca. Zip Code: 95110 Release #: 310-058.3A  
 Telephone: (408) 441 700 FAX #: (408) 441 7538 Site #: 5760  
 Report To: Robert Ciatto Sampler: Mark Gubru QC Data:  Level D (Standard)  Level C  Level B  Level A  
 Turnaround Time:  10 Work Days  5 Work Days  3 Work Days  2 Work Days  1 Work Day  2-8 Hours  
 CODE:  Misc.  Detect.  Eval.  Remed.  Demol.  Closure  
 Drinking Water 9510D77  Waste Water  Other Air **Analyses Requested**

Client Sample I.D.	Date/Time Sampled	Matrix Desc.	# of Cont.	Cont. Type	Laboratory Sample #	Comments
1. <u>INFL</u>	<u>10/18/95 13:21</u>	<u>air</u>	<u>1</u>	<u>Bag</u>	<u>01</u>	
2. <u>EFFL</u>	<u>13:17</u>				<u>02</u>	
3. <u>U-1</u>	<u>12:31</u>				<u>03</u>	
4. <u>U-3</u>	<u>12:29</u>				<u>04</u>	
5.						
6.						
7.						
8.						
9.						
10.						

Relinquished By: [Signature] Date: 10/19/95 Time: 7:11 Received By: [Signature] Date: 10/19/95 Time: 0730  
 Relinquished By: [Signature] Date: 10/19/95 Time: 0945 Received By: [Signature] Date: 10/19/95 Time: 9:45 AM  
 Relinquished By: SR Date: 10/19/95 Time: 11:50 Received By Lab: [Signature] Date: 10/19/95 Time: 11:48

Were Samples Received in Good Condition?  Yes  No Samples on Ice?  Yes  No Method of Shipment: \_\_\_\_\_ Page 1 of 1

To be completed upon receipt of report:  
 1) Were the analyses requested on the Chain of Custody reported?  Yes  No If no, what analyses are still needed? \_\_\_\_\_  
 2) Was the report issued within the requested turnaround time?  Yes  No If no, what was the turnaround time? \_\_\_\_\_

Approved by: \_\_\_\_\_ Signature: \_\_\_\_\_ Company: \_\_\_\_\_ Date: \_\_\_\_\_

Pink - Client  
Yellow - Laboratory  
White - Laboratory



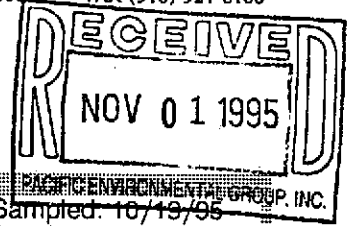
**Sequoia  
Analytical**

680 Chesapeake Drive  
404 N. Wiget Lane  
819 Striker Avenue, Suite 8

Redwood City, CA 94063  
Walnut Creek, CA 94598  
Sacramento, CA 95834

(415) 364-9600  
(510) 988-9600  
(916) 921-9600

FAX (415) 364-9233  
FAX (510) 988-9673  
FAX (916) 921-0100



Pacific Environmental Group  
2025 Gateway Place, Suite 440  
San Jose, CA 95110

Client Proj. ID: 310-058.3A/5760, San Lorenzo  
Sample Descript: INFL  
Matrix: AIR  
Analysis Method: 8015Mod/8020  
Lab Number: 9510E88-01

Sampled: 10/19/95  
Received: 10/20/95  
Analyzed: 10/23/95  
Reported: 10/26/95

Attention: Maree Doden

QC Batch Number: GC102395BTEX17A  
Instrument ID: GCHP17

**Total Purgeable Petroleum Hydrocarbons (TPPH) with BTEX**

Analyte	Detection Limit ug/L	Sample Results ug/L
TPPH as Gas	100	630
Benzene	1.0	8.4
Toluene	1.0	8.7
Ethyl Benzene	1.0	17
Xylenes (Total)	1.0	50
Chromatogram Pattern:		Gas
<b>Surrogates</b>	<b>Control Limits %</b>	<b>% Recovery</b>
Trifluorotoluene	70 130	127

Analytes reported as N.D. were not present above the stated limit of detection.

**SEQUOIA ANALYTICAL - ELAP #1210**

*B Fletcher*

Brucie Fletcher  
Project Manager







Pacific Environmental Group  
2025 Gateway Place, Suite 440  
San Jose, CA 95110

Client Proj. ID: 310-058.3A/5760, San Lorenzo  
Sample Descript: EFFL  
Matrix: AIR  
Analysis Method: 8015Mod/8020  
Lab Number: 9510E88-02

Sampled: 10/19/95  
Received: 10/20/95  
Analyzed: 10/20/95  
Reported: 10/26/95

Attention: Maree Doden

GC Batch Number: GC102095BTEX03A  
Instrument ID: GCHP03

**Total Purgeable Petroleum Hydrocarbons (TPPH) with BTEX**

Analyte	Detection Limit ug/L	Sample Results ug/L
TPPH as Gas	10	N.D.
Benzene	0.10	N.D.
Toluene	0.10	N.D.
Ethyl Benzene	0.10	N.D.
Xylenes (Total)	0.10	N.D.
Chromatogram Pattern:		
<b>Surrogates</b>	<b>Control Limits %</b>	<b>% Recovery</b>
Trifluorotoluene	70 130	98

analytes reported as N.D. were not present above the stated limit of detection.

SEQUOIA ANALYTICAL - ELAP #1210

*B Fletcher*

Marcie Fletcher  
Project Manager





Pacific Environmental Group Client Project ID: 310-058.3A/5760, San Lorenzo  
2025 Gateway Place, Suite 440  
San Jose, CA 95110  
Attention: Maree Doden Work Order #: 9510E88 01 Reported: Oct 30, 1995

**QUALITY CONTROL DATA REPORT**

Analyte:	Benzene	Toluene	Ethyl Benzene	Xylenes
QC Batch#:	GC102395BTEX17A	GC102395BTEX17A	GC102395BTEX17A	GC102395BTEX17A
Analy. Method:	EPA 8020	EPA 8020	EPA 8020	EPA 8020
Prep. Method:	EPA 5030	EPA 5030	EPA 5030	EPA 5030

Analyst:	B. Sullivan	B. Sullivan	B. Sullivan	B. Sullivan
MS/MSD #:	9510A0604	9510A0604	9510A0604	9510A0604
Sample Conc.:	N.D.	N.D.	N.D.	N.D.
Prepared Date:	10/23/95	10/23/95	10/23/95	10/23/95
Analyzed Date:	10/23/95	10/23/95	10/23/95	10/23/95
Instrument I.D.#:	GCHP17	GCHP17	GCHP17	GCHP17
Conc. Spiked:	10 µg/L	10 µg/L	10 µg/L	30 µg/L
Result:	8.7	8.6	7.8	28
MS % Recovery:	87	86	78	96
Dup. Result:	9.2	9.0	8.1	29
MSD % Recov.:	92	90	81	100
RPD:	5.6	4.5	3.8	4.1
RPD Limit:	0-50	0-50	0-50	0-50

LCS #:

Prepared Date:  
Analyzed Date:  
Instrument I.D.#:  
Conc. Spiked:

LCS Result:  
LCS % Recov.:

MS/MSD	71-133	72-128	72-130	71-120
LCS				
Control Limits				

**Please Note:**

The LCS is a control sample of known, interferent-free matrix that is analyzed using the same reagents, preparation, and analytical methods employed for the samples. The matrix spike is an aliquot of sample fortified with known quantities of specific compounds and subjected to the entire analytical procedure. If the recovery of analytes from the matrix spike does not fall within specified control limits due to matrix interference, the LCS recovery is to be used to validate the batch.

**SEQUOIA ANALYTICAL**

*B Fletcher*  
Bruce Fletcher  
Project Manager

\*\* MS= Matrix Spike, MSD=MS Duplicate, RPD=Relative % Difference

9510E88.PPP <1>





# Sequoia Analytical

680 Chesapeake Drive  
404 N. Wiget Lane  
819 Striker Avenue, Suite 8

Redwood City, CA 94063  
Walnut Creek, CA 94598  
Sacramento, CA 95834

(415) 364-9600  
(510) 988-9600  
(916) 921-9600

FAX (415) 364-9233  
FAX (510) 988-9673  
FAX (916) 921-0100

Pacific Environmental Group  
2025 Gateway Place, Suite 440  
San Jose, CA 95110  
Attention: Maree Doden

Client Project ID: 310-058.3A/5760, San Lorenzo

Work Order #: 9510E88 02

Reported: Oct 30, 1995

## QUALITY CONTROL DATA REPORT

Analyte:	Benzene	Toluene	Ethyl Benzene	Xylenes
QC Batch#:	GC102095BTEX03A	GC102095BTEX03A	GC102095BTEX03A	GC102095BTEX03A
Analy. Method:	EPA 8020	EPA 8020	EPA 8020	EPA 8020
Prep. Method:	EPA 5030	EPA 5030	EPA 5030	EPA 5030

Analyst:	D. Jirsa	D. Jirsa	D. Jirsa	D. Jirsa
MS/MSD #:	9510A0602	9510A0602	9510A0602	9510A0602
Sample Conc.:	N.D.	N.D.	N.D.	N.D.
Prepared Date:	10/20/95	10/20/95	10/20/95	10/20/95
Analyzed Date:	10/20/95	10/20/95	10/20/95	10/20/95
Instrument I.D.#:	GCHP3	GCHP3	GCHP3	GCHP3
Conc. Spiked:	10 µg/L	10 µg/L	10 µg/L	30 µg/L
Result:	9.8	9.7	9.6	29
MS % Recovery:	98	97	96	97
Dup. Result:	9.3	9.2	9.1	27
MSD % Recov.:	93	92	91	90
RPD:	5.2	5.3	5.3	7.1
RPD Limit:	0-50	0-50	0-50	0-50

LCS #:

Prepared Date:  
Analyzed Date:  
Instrument I.D.#:  
Conc. Spiked:

LCS Result:  
LCS % Recov.:

MS/MSD LCS Control Limits	71-133	72-128	72-130	71-120

**Please Note:**

The LCS is a control sample of known, interferent-free matrix that is analyzed using the same reagents, preparation, and analytical methods employed for the samples. The matrix spike is an aliquot of sample fortified with known quantities of specific compounds and subjected to the entire analytical procedure. If the recovery of analytes from the matrix spike does not fall within specified control limits due to matrix interference, the LCS recovery is to be used to validate the batch.

SEQUOIA ANALYTICAL

*B Fletcher*  
Brucie Fletcher  
Project Manager

\*\* MS = Matrix Spike, MSD = MS Duplicate, RPD = Relative % Difference

9510E88.PPP <2>



Company Name: DAC. ENV. GRP. Project Name: 376 Levee/High Blvd, Concord, CA  
 Address: 2025 Gateway Pl. #440 UNOCAL Project Manager: Una Berry  
 City: San Jose State: CA Zip Code: 95110 Release #: 310-058.3A  
 Telephone: 408 444 7500 FAX #: 408 444 7539 Site #: 5760  
 Report To: Robert Giathro Sampler: Mark Gubrud QC Data:  Level D (Standard)  Level C  Level B  Level A

Turnaround  10 Work Days  5 Work Days  3 Work Days  
 Time:  2 Work Days  1 Work Day  2-8 Hours  
 CODE:  Misc.  Detect.  Eval.  Remed.  Demol.  Closure  
 Drinking Water  Waste Water  Other Air  
 Analyses Requested: 9510588

Client Sample I.D.	Date/Time Sampled	Matrix Desc.	# of Cont.	Cont. Type	Laboratory Sample #	Comments
1. <u>INFL</u>	<u>10/19/95 10:50</u>	<u>Air</u>	<u>1</u>	<u>BOG</u>	<u>1</u>	
2. <u>EFFL</u>	<u>10/19/95 10:50</u>	<u>Air</u>	<u>1</u>	<u>BOG</u>	<u>2</u>	
3.						
4.						
5.						
6.						
7.						
8.						
9.						
10.						

Relinquished By: [Signature] Date: 10/19/95 Time: 1334 Received By: [Signature] Date: 10/19/95 Time: 1334  
 Relinquished By: [Signature] Date: 10-20-95 Time: 12:00 Received By: [Signature] Date: 10/20/95 Time: 10:45 AM  
 Relinquished By: [Signature] Date: \_\_\_\_\_ Time: \_\_\_\_\_ Received By Lab: \_\_\_\_\_ Date: 10/20/95 Time: 1203

Were Samples Received in Good Condition?  Yes  No Samples on Ice?  Yes  No Method of Shipment \_\_\_\_\_ Page 1 of 1

To be completed upon receipt of report:  
 1) Were the analyses requested on the Chain of Custody reported?  Yes  No If no, what analyses are still needed? \_\_\_\_\_  
 2) Was the report issued within the requested turnaround time?  Yes  No If no, what was the turnaround time? \_\_\_\_\_  
 Approved by: \_\_\_\_\_ Signature: \_\_\_\_\_ Company: \_\_\_\_\_ Date: \_\_\_\_\_

Pink - Client

Yellow - Laboratory

White - Laboratory




**Sequoia  
Analytical**

680 Chesapeake Drive  
404 N. Wiget Lane  
819 Striker Avenue, Suite 8

Redwood City, CA 94063  
Walnut Creek, CA 94598  
Sacramento, CA 95834

(415) 364-9600  
(510) 988-9666  
(916) 921-9600

FAX (415) 364-9233  
FAX (510) 988-9673



Pacific Environmental Group  
2025 Gateway Place, Suite 440  
San Jose, CA 95110

Client Proj. ID: 310-058.3A/5760, San Lorenzo  
Sample Descript: INFL  
Matrix: AIR  
Analysis Method: 8015Mod/8020  
Lab Number: 9510F23-01

Sampled: 10/20/95  
Received: 10/20/95  
Analyzed: 10/23/95  
Reported: 10/31/95

GC Batch Number: GC102395BTEX17A  
Instrument ID: GCHP17

**Total Purgeable Petroleum Hydrocarbons (TPPH) with BTEX**

Analyte	Detection Limit ug/L	Sample Results ug/L
TPPH as Gas	100	190
Benzene	1.0	1.7
Toluene	1.0	3.8
Ethyl Benzene	1.0	6.2
Xylenes (Total)	1.0	27
Chromatogram Pattern:		Gas
<b>Surrogates</b>	<b>Control Limits %</b>	<b>% Recovery</b>
Trifluorotoluene	70	130
		94

analytes reported as N.D. were not present above the stated limit of detection.

**SEQUOIA ANALYTICAL - ELAP #1210**

*B Fletcher*

Brucie Fletcher  
Project Manager





Pacific Environmental Group 2025 Gateway Place, Suite 440 San Jose, CA 95110	Client Proj. ID: 310-058.3A/5760, San Lorenzo Sample Descript: EFFL Matrix: AIR Analysis Method: 8015Mod/8020 Lab Number: 9510F23-02	Sampled: 10/20/95 Received: 10/20/95 Analyzed: 10/23/95 Reported: 10/31/95
Attention: Maree Doden		

QC Batch Number: GC102395BTEX17A  
Instrument ID: GCHP17

**Total Purgeable Petroleum Hydrocarbons (TPPH) with BTEX**

Analyte	Detection Limit ug/L	Sample Results ug/L
TPPH as Gas	10	N.D.
Benzene	0.10	N.D.
Toluene	0.10	N.D.
Ethyl Benzene	0.10	N.D.
Xylenes (Total)	0.10	N.D.
Chromatogram Pattern:		
<b>Surrogates</b>	<b>Control Limits %</b>	<b>% Recovery</b>
Trifluorotoluene	70 130	94

Analytes reported as N.D. were not present above the stated limit of detection.

**SEQUOIA ANALYTICAL - ELAP #1210**

*B Fletcher*

Brucie Fletcher  
Project Manager





Pacific Environmental Group Client Project ID: 310-058.3A/5760, San Lorenzo  
 2025 Gateway Place, Suite 440  
 San Jose, CA 95110  
 Attention: Maree Doden Work Order #: 9510F23 01, 02 Reported: Nov 1, 1995

**QUALITY CONTROL DATA REPORT**

Analyte:	Benzene	Toluene	Ethyl Benzene	Xylenes
QC Batch#:	GC102395BTEX17A	GC102395BTEX17A	GC102395BTEX17A	GC102395BTEX17A
Analy. Method:	EPA 8020	EPA 8020	EPA 8020	EPA 8020
Prep. Method:	EPA 5030	EPA 5030	EPA 5030	EPA 5030
Analyst:	B. Sullivan	B. Sullivan	B. Sullivan	B. Sullivan
MS/MSD #:	9510A0604	9510A0604	9510A0604	9510A0604
Sample Conc.:	N.D.	N.D.	N.D.	N.D.
Prepared Date:	10/23/95	10/23/95	10/23/95	10/23/95
Analyzed Date:	10/23/95	10/23/95	10/23/95	10/23/95
Instrument I.D.#:	GCHP17	GCHP17	GCHP17	GCHP17
Conc. Spiked:	10 µg/L	10 µg/L	10 µg/L	30 µg/L
Result:	8.7	8.6	7.8	29
MS % Recovery:	87	86	78	97
Dup. Result:	9.2	9.0	8.1	30
MSD % Recov.:	92	90	81	100
RPD:	5.6	4.5	3.8	3.3
RPD Limit:	0-50	0-50	0-50	0-50

LCS #:

Prepared Date:  
 Analyzed Date:  
 Instrument I.D.#:  
 Conc. Spiked:

LCS Result:  
 LCS % Recov.:

MS/MSD LCS Control Limits	71-133	72-128	72-130	71-120
---------------------------------	--------	--------	--------	--------

**Please Note:**  
 The LCS is a control sample of known, interferent-free matrix that is analyzed using the same reagents, preparation, and analytical methods employed for the samples. The matrix spike is an aliquot of sample fortified with known quantities of specific compounds and subjected to the entire analytical procedure. If the recovery of analytes from the matrix spike does not fall within specified control limits due to matrix interference, the LCS recovery is to be used to validate the batch.

SEQUOIA ANALYTICAL

*B Fletcher*  
 Bruce Fletcher  
 Project Manager

\*\* MS=Matrix Spike, MSD=MS Duplicate, RPD=Relative % Difference

9510F23.PPP <1>








Company Name: <b>PACIFIC ENVIRONMENTAL GROUP</b>			Project Name: <b>376 LEWELLING BLVD, SAN LEANDRO</b>		
Address: <b>2025 GATEWAY PL. STE 440</b>			UNOCAL Project Manager:		
City: <b>SAN JOSE</b>	State: <b>CA</b>	Zip Code: <b>95110</b>	Release #: <b>310-0503A</b>		
Telephone: <b>408 441-7500</b>		FAX #: <b>408 441-7539</b>	Site #:		
Report To: <b>ROBERT GIATTINO</b>		Sampler: <b>JOHN MADDOX</b>		QC Data: <input checked="" type="checkbox"/> Level D (Standard) <input type="checkbox"/> Level C <input type="checkbox"/> Level B <input type="checkbox"/> Level A	

Turnaround  10 Work Days     5 Work Days     3 Work Days  
 Time:     2 Work Days     1 Work Day     2-8 Hours  
 CODE:     Misc.     Detect.     Eval.     Remed.     Demol.     Closure

Drinking Water     Waste Water     Other  
**Analyses Requested**

Client Sample I.D.	Date/Time Sampled	Matrix Desc.	# of Cont.	Cont. Type	Laboratory Sample #	Analyses Requested										Comments
1. <b>INR</b>	<b>10/20/95/1515</b>	<b>AIR</b>	<b>1</b>	<b>BAG</b>	<b>01</b>	<b>8015/8020 GAB</b>										<b>9510F23</b>
2. <b>EFF</b>	<b>10/20/95/1510</b>	<b>↓</b>	<b>↓</b>	<b>↓</b>	<b>02</b>											
3.																
4.																
5.																
6.																
7.																
8.																
9.																
10.																

Relinquished By: 	Date: <b>10/20/95</b>	Time: <b>17:15</b>	Received By: 	Date:	Time:
Relinquished By: 	Date:	Time:	Received By: 	Date:	Time:
Relinquished By: 	Date:	Time:	Received By: <b>Labs</b>	Date: <b>10/20/95</b>	Time: <b>17:13</b>

Were Samples Received in Good Condition?  Yes  No   
 Samples on Ice?  Yes  No   
 Method of Shipment \_\_\_\_\_   
 Page **1** of **1**

To be completed upon receipt of report:  
 1) Were the analyses requested on the Chain of Custody reported?  Yes  No If no, what analyses are still needed? \_\_\_\_\_  
 2) Was the report issued within the requested turnaround time?  Yes  No If no, what was the turnaround time? \_\_\_\_\_  
 Approved by: \_\_\_\_\_ Signature: \_\_\_\_\_ Company: \_\_\_\_\_ Date: \_\_\_\_\_

Pink - Client  
 Yellow - Laboratory  
 White - Laboratory






**Sequoia Analytical**

680 Chesapeake Drive  
404 N. Wiget Lane  
819 Striker Avenue, Suite 8

Redwood City, CA 94063  
Walnut Creek, CA 94598  
Sacramento, CA 95834

(415) 364-9600  
(510) 988-9600  
(916) 921-9600

FAX (415) 364-9233  
FAX (510) 988-9673  
FAX (916) 921-0100



Pacific Environmental Group  
2025 Gateway Place, Suite 440  
San Jose, CA 95110

Client Proj. ID: 310-058.5A/5760, San Lorenzo  
Sample Descript: Infl  
Matrix: LIQUID  
Analysis Method: 8015Mod/8020  
Lab Number: 9510L45-01

Sampled: 10/30/95  
Received: 10/31/95  
Analyzed: 11/01/95  
Reported: 11/06/95

GC Batch Number: GC110195BTEX07A  
Instrument ID: GCHP07

**Total Purgeable Petroleum Hydrocarbons (TPPH) with BTEX**

Analyte	Detection Limit ug/L	Sample Results ug/L
TPPH as Gas	2500	33000
Benzene	25	480
Toluene	25	1400
Ethyl Benzene	25	900
Xylenes (Total)	25	7100
Chromatogram Pattern:		Gas
<b>Surrogates</b>	<b>Control Limits %</b>	<b>% Recovery</b>
Trifluorotoluene	70 130	79

Analytes reported as N.D. were not present above the stated limit of detection.

**SEQUOIA ANALYTICAL - ELAP #1210**

*B Fletcher*

Brucie Fletcher  
Project Manager





Pacific Environmental Group  
2025 Gateway Place, Suite 440  
San Jose, CA 95110

Client Proj. ID: 310-058.5A/5760, San Lorenzo  
Sample Descript: Effl  
Matrix: LIQUID  
Analysis Method: 8015Mod/8020  
Lab Number: 9510L45-02

Sampled: 10/30/95  
Received: 10/31/95  
Analyzed: 10/31/95  
Reported: 11/06/95

Attention: Maree Doden

C Batch Number: GC103195BTEX01A  
Instrument ID: GCHP01

**Total Purgeable Petroleum Hydrocarbons (TPPH) with BTEX**

Analyte	Detection Limit ug/L	Sample Results ug/L
TPPH as Gas	50	N.D.
Benzene	0.50	N.D.
Toluene	0.50	N.D.
Ethyl Benzene	0.50	N.D.
Xylenes (Total)	0.50	N.D.
Chromatogram Pattern:		
<b>Surrogates</b>	<b>Control Limits %</b>	<b>% Recovery</b>
Trifluorotoluene	70 130	120

analytes reported as N.D. were not present above the stated limit of detection.

**SEQUOIA ANALYTICAL - ELAP #1210**

Bruce Fletcher  
Project Manager





Pacific Environmental Group  
2025 Gateway Place, Suite 440  
San Jose, CA 95110  
Attention: Maree Doden

Client Project ID: 310-058.5A/5760, San Lorenzo  
Matrix: LIQUID

Work Order #: 9510L45 01

Reported: Nov 7, 1995

**QUALITY CONTROL DATA REPORT**

Analyte:	Benzene	Toluene	Ethyl Benzene	Xylenes
QC Batch#:	GC110195BTEX07A	GC110195BTEX07A	GC110195BTEX07A	GC110195BTEX07A
Analy. Method:	EPA 8020	EPA 8020	EPA 8020	EPA 8020
Prep. Method:	EPA 5030	EPA 5030	EPA 5030	EPA 5030

Analyst:	A. MirafTAB	A. MirafTAB	A. MirafTAB	A. MirafTAB
MS/MSD #:	951019808	951019808	951019808	951019808
Sample Conc.:	N.D.	N.D.	N.D.	N.D.
Prepared Date:	11/1/95	11/1/95	11/1/95	11/1/95
Analyzed Date:	11/1/95	11/1/95	11/1/95	11/1/95
Instrument I.D.#:	GCHP7	GCHP7	GCHP7	GCHP7
Conc. Spiked:	10 µg/L	10 µg/L	10 µg/L	30 µg/L
Result:	8.3	8.2	8.1	26
MS % Recovery:	83	82	81	87
Dup. Result:	9.0	9.2	8.9	27
MSD % Recov.:	90	92	89	90
RPD:	8.1	11	9.4	3.8
RPD Limit:	0-50	0-50	0-50	0-50

LCS #:	BLK110195	BLK110195	BLK110195	BLK110195
Prepared Date:	11/1/95	11/1/95	11/1/95	11/1/95
Analyzed Date:	11/1/95	11/1/95	11/1/95	11/1/95
Instrument I.D.#:	GCHP7	GCHP7	GCHP7	GCHP7
Conc. Spiked:	10 µg/L	10 µg/L	10 µg/L	30 µg/L
LCS Result:	9.6	9.5	9.5	29
LCS % Recov.:	96	95	95	97

MS/MSD LCS Control Limits	71-133	72-128	72-130	71-120
---------------------------	--------	--------	--------	--------

**Please Note:**

The LCS is a control sample of known, interferent-free matrix that is analyzed using the same reagents, preparation, and analytical methods employed for the samples. The matrix spike is an aliquot of sample fortified with known quantities of specific compounds and subjected to the entire analytical procedure. If the recovery of analytes from the matrix spike does not fall within specified control limits due to matrix interference, the LCS recovery is to be used to validate the batch.

SEQUOIA ANALYTICAL

*B Fletcher*

Brucie Fletcher  
Project Manager

\*\* MS=Matrix Spike, MSD=MS Duplicate, RPD=Relative % Difference

9510L45.PPP <1>





Pacific Environmental Group  
2025 Gateway Place, Suite 440  
San Jose, CA 95110  
Attention: Maree Doden

Client Project ID: 310-058.5A/5760, San Lorenzo  
Matrix: LIQUID

Work Order #: 9510L45 02

Reported: Nov 7, 1995

**QUALITY CONTROL DATA REPORT**

Analyte:	Benzene	Toluene	Ethyl Benzene	Xylenes
QC Batch#:	GC103195BTEX01A	GC103195BTEX01A	GC103195BTEX01A	GC103195BTEX01A
Analy. Method:	EPA 8020	EPA 8020	EPA 8020	EPA 8020
Prep. Method:	EPA 5030	EPA 5030	EPA 5030	EPA 5030

Analyst:	E. Cunanan	E. Cunanan	E. Cunanan	E. Cunanan
MS/MSD #:	9510F4004	9510F4004	9510F4004	9510F4004
Sample Conc.:	N.D.	N.D.	N.D.	N.D.
Prepared Date:	10/31/95	10/31/95	10/31/95	10/31/95
Analyzed Date:	10/31/95	10/31/95	10/31/95	10/31/95
Instrument I.D.#:	GCHP1	GCHP1	GCHP1	GCHP1
Conc. Spiked:	10 µg/L	10 µg/L	10 µg/L	30 µg/L
Result:	9.5	9.4	9.5	28
MS % Recovery:	95	94	95	93
Dup. Result:	9.8	9.8	10	30
MSD % Recov.:	98	98	100	100
RPD:	3.1	4.2	5.1	6.9
RPD Limit:	0-50	0-50	0-50	0-50

LCS #:	BLK103195	BLK103195	BLK103195	BLK103195
Prepared Date:	10/31/95	10/31/95	10/31/95	10/31/95
Analyzed Date:	10/31/95	10/31/95	10/31/95	10/31/95
Instrument I.D.#:	GCHP1	GCHP1	GCHP1	GCHP1
Conc. Spiked:	10 µg/L	10 µg/L	10 µg/L	30 µg/L
LCS Result:	9.0	9.0	9.1	27
LCS % Recov.:	90	90	91	90

MS/MSD LCS Control Limits	71-133	72-128	72-130	71-120
---------------------------	--------	--------	--------	--------

**Please Note:**

The LCS is a control sample of known, interferent-free matrix that is analyzed using the same reagents, preparation, and analytical methods employed for the samples. The matrix spike is an aliquot of sample fortified with known quantities of specific compounds and subjected to the entire analytical procedure. If the recovery of analytes from the matrix spike does not fall within specified control limits due to matrix interference, the LCS recovery is to be used to validate the batch.

SEQUOIA ANALYTICAL

*B Fletcher*  
Brucie Fletcher  
Project Manager

\*\* MS=Matrix Spike, MSD=MS Duplicate, RPD=Relative % Difference

9510L45.PPP <2>



# UNOCAL 76

680 Chesapeake Drive • Redwood City, CA 94063 • (415) 364-3000  
 819 Striker Ave., Suite 8 • Sacramento, CA 95834 • (916) 921-9600  
 1900 Bates Ave., Suite LM • Concord, CA 94520 • (510) 686-9600  
 10000 Lehigh Ave., Suite 100 • Seattle, WA 98148 • (206) 461-9000  
 East 11115 Montgomery, Suite B • Spokane, WA 99206 • (509) 924-9200  
 15055 S.W. Sequoia Pkwy, Suite 110 • Portland, OR 97222 • (503) 624-9800

Company Name: Doc. Edu. Grp. Project Name: 376 Hewelling Blvd, San Lorenzo  
 Address: 2025 Gateway Pl. #440 UNOCAL Project Manager: Tina Berry  
 City: San Jose State: CA Zip Code: 95010 Release #: 310-058.5A  
 Telephone: 4084417500 FAX #: 4084417539 Site #: 5760  
 Report To: Chuck York Sampler: Mark Gubrud QC Data:  Level D (Standard)  Level C  Level B  Level A

Turnaround  10 Work Days  5 Work Days  3 Work Days  
 Time:  2 Work Days  1 Work Day  2-8 Hours  
 CODE:  Misc.  Detect.  Eval.  Remed.  Demol.  Closure

Drinking Water 9510645 **Analyses Requested**  
 Waste Water  
 Other Gas/Hex

Client Sample I.D.	Date/Time Sampled	Matrix Desc.	# of Cont.	Cont. Type	Laboratory Sample #	Comments
1. <u>INFL</u>	<u>10/30/95</u>	<u>MB</u>	<u>3</u>	<u>Uoa</u>	<u>01</u>	
2. <u>EFFL</u>	<u>10/30/95</u>	<u>V</u>	<u>V</u>	<u>V</u>	<u>02</u>	
3.						
4.						
5.						
6.						
7.						
8.						
9.						
10.						

Relinquished By: <u>[Signature]</u>	Date: <u>10/31/95</u>	Time: <u>7:41</u>	Received By: <u>[Signature]</u>	Date: <u>10/31/95</u>	Time: <u>0741</u>
Relinquished By: <u>[Signature]</u>	Date: <u>10/31/95</u>	Time: <u>1005</u>	Received By: <u>[Signature]</u>	Date: <u>10/31</u>	Time: <u>1005</u>
Relinquished By: <u>[Signature]</u>	Date: <u>10/31</u>	Time:	Received By Lab: <u>[Signature]</u>	Date: <u>10/31/95</u>	Time: <u>1154</u>

Were Samples Received in Good Condition?  Yes  No     
 Samples on Ice?  Yes  No     
 Method of Shipment \_\_\_\_\_     
 Page 1 of 1

To be completed upon receipt of report:  
 1) Were the analyses requested on the Chain of Custody reported?  Yes  No If no, what analyses are still needed? \_\_\_\_\_  
 2) Was the report issued within the requested turnaround time?  Yes  No If no, what was the turnaround time? \_\_\_\_\_  
 Approved by: \_\_\_\_\_ Signature: \_\_\_\_\_ Company: \_\_\_\_\_ Date: \_\_\_\_\_

Pink - Client  
 Yellow - Laboratory  
 White - Laboratory




**Sequoia Analytical**

680 Chesapeake Drive  
404 N. Wiget Lane  
819 Striker Avenue, Suite 8

Redwood City, CA 94063  
Walnut Creek, CA 94598  
Sacramento, CA 95834

(415) 364-9600  
(510) 988-9600  
(916) 921-9600

FAX (415) 364-9233  
FAX (510) 988-9673



Pacific Environmental Group  
2025 Gateway Place, Suite 440  
San Jose, CA 95110

Client Proj. ID: 310-058.5A/5760, San Lorenzo  
Sample Descript: INFL  
Matrix: AIR  
Analysis Method: 8015Mod/8020  
Lab Number: 9512017-01

Sampled: 11/30/95  
Received: 12/01/95  
Analyzed: 12/01/95  
Reported: 12/05/95

Attention: Maree Doden

IC Batch Number: GC120195BTEX03A  
Instrument ID: GCHP03

**Total Purgeable Petroleum Hydrocarbons (TPPH) with BTEX**

Analyte	Detection Limit ug/L	Sample Results ug/L
TPPH as Gas	25	160
Benzene	0.25	0.82
Toluene	0.25	1.9
Ethyl Benzene	0.25	1.4
Xylenes (Total)	0.25	8.0
Chromatogram Pattern:		Gas
<b>Surrogates</b>	<b>Control Limits %</b>	<b>% Recovery</b>
Trifluorotoluene	70 130	109

analytes reported as N.D. were not present above the stated limit of detection.

**SEQUOIA ANALYTICAL - ELAP #1210**

*[Signature]*  
Maree Fletcher  
Project Manager





Pacific Environmental Group  
2025 Gateway Place, Suite 440  
San Jose, CA 95110

Client Proj. ID: 310-058.5A/5760, San Lorenzo  
Sample Descript: EFFL  
Matrix: AIR  
Analysis Method: 8015Mod/8020  
Lab Number: 9512017-02

Sampled: 11/30/95  
Received: 12/01/95  
Analyzed: 12/01/95  
Reported: 12/05/95

Attention: Maree Doden

QC Batch Number: GC120195BTEX03A  
Instrument ID: GCHP03

**Total Purgeable Petroleum Hydrocarbons (TPPH) with BTEX**

Analyte	Detection Limit ug/L	Sample Results ug/L
TPPH as Gas	10	N.D.
Benzene	0.10	N.D.
Toluene	0.10	N.D.
Ethyl Benzene	0.10	N.D.
Xylenes (Total)	0.10	N.D.
Chromatogram Pattern:		
<b>Surrogates</b>	<b>Control Limits %</b>	<b>% Recovery</b>
Trifluorotoluene	70 130	105

analytes reported as N.D. were not present above the stated limit of detection.

SEQUOIA ANALYTICAL - ELAP #1210

Maree Fletcher  
Project Manager





Pacific Environmental Group  
2025 Gateway Place, Suite 440  
San Jose, CA 95110  
Attention: Maree Doden

Client Project ID: 310-058.5A/5760, San Lorenzo

Work Order #: 9512017 01-02

Reported: Dec 6, 1995

**QUALITY CONTROL DATA REPORT**

Analyte:	Benzene	Toluene	Ethyl Benzene	Xylenes
QC Batch#:	GC120195BTEX03A	GC120195BTEX03A	GC120195BTEX03A	GC120195BTEX03A
Analy. Method:	EPA 8020	EPA 8020	EPA 8020	EPA 8020
Prep. Method:	EPA 5030	EPA 5030	EPA 5030	EPA 5030

Analyst:	J. Woo	J. Woo	J. Woo	J. Woo
MS/MSD #:	9511E4203	9511E4203	9511E4203	9511E4203
Sample Conc.:	N.D.	N.D.	N.D.	N.D.
Prepared Date:	12/1/95	12/1/95	12/1/95	12/1/95
Analyzed Date:	12/1/95	12/1/95	12/1/95	12/1/95
Instrument I.D.#:	GCHP3	GCHP3	GCHP3	GCHP3
Conc. Spiked:	10 µg/L	10 µg/L	10 µg/L	30 µg/L
Result:	8.5	8.2	8.0	22
MS % Recovery:	85	82	80	73
Dup. Result:	9.1	8.9	8.8	26
MSD % Recov.:	91	89	88	87
RPD:	6.8	8.2	9.5	17
RPD Limit:	0-50	0-50	0-50	0-50

LCS #:	BLK120195	BLK120195	BLK120195	BLK120195
Prepared Date:	12/1/95	12/1/95	12/1/95	12/1/95
Analyzed Date:	12/1/95	12/1/95	12/1/95	12/1/95
Instrument I.D.#:	GCHP3	GCHP3	GCHP3	GCHP3
Conc. Spiked:	10 µg/L	10 µg/L	10 µg/L	30 µg/L
LCS Result:	9.2	9.0	9.1	27
LCS % Recov.:	92	90	91	90

MS/MSD LCS Control Limits	71-133	72-128	72-130	71-120
---------------------------	--------	--------	--------	--------

**Please Note:**  
The LCS is a control sample of known, interferent-free matrix that is analyzed using the same reagents, preparation, and analytical methods employed for the samples. The matrix spike is an aliquot of sample fortified with known quantities of specific compounds and subjected to the entire analytical procedure. If the recovery of analytes from the matrix spike does not fall within specified control limits due to matrix interference, the LCS recovery is to be used to validate the batch.

**SEQUOIA ANALYTICAL**

*B Fletcher*  
Bruce Fletcher  
Project Manager





Company Name: PACIFIC ENVIRONMENTAL GROUP

Address: 2025 GATEWAY PL. STE 440

City: SAN JOSE

State: CA

Zip Code: 95110

Telephone: 408 441-7500

FAX #: 441-7539

Project Name: 376 LEWELLING BLVD. SAN LORENZO

UNOCAL Project Manager: TINA BERRY

Release #: 310-058,5A

Site #: 5760

Report To: MARGE DODEN

Sampler: JOHN MADDOX

Turnaround:  10 Work Days  5 Work Days  3 Work Days

Time:  2 Work Days  1 Work Day  2-8 Hours

CODE:  Misc.  Detect.  Eval.  Remed.  Demol.  Closure

QC Data:  Level D (Standard)  Level C  Level B  Level A

Drinking Water

Waste Water

Other

Analyses Requested

Client Sample I.D.	Date/Time Sampled	Matrix Desc.	# of Cont.	Cont. Type	Laboratory Sample #	Analyses Requested										Comments
1. INFL	11.30.95/0920	AIR	1	TEFLAR BAG	01	GAS/BEX 10										
2. GFL	1/0930	AIR	1	↓	02	GAS/BEX 10										
3.																
4.																
5.																
6.																
7.																
8.																
9.																
10.																

9512017  
\* Lab: Please call X296 if any MIBG hits occur before completing Report of Quantifying

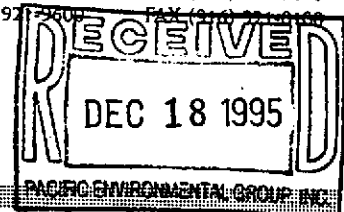
Relinquished By: <i>J Maddox</i>	Date: 12.30.95	Time: 11:20	Received By: <i>M Doden</i>	Date: 11/30/95	Time: 11:20
Relinquished By: <i>M Doden</i>	Date: 12/1/95	Time: 11:45	Received By: <i>S Ross</i>	Date: 12-1-95	Time: 11:45
Relinquished By: <i>S Ross</i>	Date: 12/1/95	Time:	Received By Lab: <i>[Signature]</i>	Date: 12/1/95	Time: 12:35

Were Samples Received in Good Condition?  Yes  No      Samples on Ice?  Yes  No      Method of Shipment: COURIER

To be completed upon receipt of report:  
 1) Were the analyses requested on the Chain of Custody reported?  Yes  No If no, what analyses are still needed?  
 2) Was the report issued within the requested turnaround time?  Yes  No If no, what was the turnaround time?

Approved by: \_\_\_\_\_ Signature: \_\_\_\_\_ Company: \_\_\_\_\_ Date: \_\_\_\_\_

Pink - Client  
Yellow Laboratory  
White - Laboratory



Pacific Environmental Group
2025 Gateway Place, Suite 440
San Jose, CA 95110

Client Proj. ID: 310-058.5A/5760, San Lorenzo
Sample Descript: INFL
Matrix: LIQUID
Analysis Method: 8015Mod/8020
Lab Number: 9512142-01

Sampled: 11/30/95
Received: 12/01/95
Analyzed: 12/05/95
Reported: 12/14/95

Attention: Maree Doden

IC Batch Number: GC120595BTEX20A
Instrument ID: GCHP20

Total Purgeable Petroleum Hydrocarbons (TPPH) with BTEX

Table with 3 columns: Analyte, Detection Limit ug/L, Sample Results ug/L. Rows include TPHH as Gas, Benzene, Toluene, Ethyl Benzene, Xylenes (Total), Chromatogram Pattern, Surrogates, and Trifluorotoluene.

analytes reported as N.D. were not present above the stated limit of detection.

EQUOIA ANALYTICAL - ELAP #1210

Handwritten signature of Lucie Fletcher

Lucie Fletcher
Project Manager



Pacific Environmental Group  
2025 Gateway Place, Suite 440  
San Jose, CA 95110

Client Proj. ID: 310-058.5A/5760, San Lorenzo  
Sample Descript: EFFL  
Matrix: LIQUID  
Analysis Method: 8015Mod/8020  
Lab Number: 9512142-02

Sampled: 11/30/95  
Received: 12/01/95  
Analyzed: 12/05/95  
Reported: 12/14/95

Attention: Maree Doden

GC Batch Number: GC120595BTEX20A  
Instrument ID: GCHP20

**Total Purgeable Petroleum Hydrocarbons (TPPH) with BTEX**

Analyte	Detection Limit ug/L	Sample Results ug/L
TPPH as Gas	50	N.D.
Benzene	0.50	N.D.
Toluene	0.50	N.D.
Ethyl Benzene	0.50	N.D.
Xylenes (Total)	0.50	N.D.
Chromatogram Pattern:		
<b>Surrogates</b>	<b>Control Limits %</b>	<b>% Recovery</b>
Trifluorotoluene	70 130	84

analytes reported as N.D. were not present above the stated limit of detection.

**EQUOIA ANALYTICAL** - ELAP #1210

*B Fletcher*

Maree Fletcher  
Project Manager





Pacific Environmental Group 2025 Gateway Place, Suite 440 San Jose, CA 95110 Attention: Maree Doden	Client Project ID: 310-058.5A/5760, San Lorenzo Matrix: LIQUID Work Order #: 9512142 01, 02	Reported: Dec 14, 1995
--	---	------------------------

**QUALITY CONTROL DATA REPORT**

Analyte:	Benzene	Toluene	Ethyl Benzene	Xylenes
QC Batch#:	GC120595BTEX20A	GC120595BTEX20A	GC120595BTEX20A	GC120595BTEX20A
Analy. Method:	EPA 8020	EPA 8020	EPA 8020	EPA 8020
Prep. Method:	EPA 5030	EPA 5030	EPA 5030	EPA 5030

Analyst:	J. Woo	J. Woo	J. Woo	J. Woo
MS/MSD #:	9511H1503	9511H1503	9511H1503	9511H1503
Sample Conc.:	N.D.	N.D.	N.D.	N.D.
Prepared Date:	12/5/95	12/5/95	12/5/95	12/5/95
Analyzed Date:	12/5/95	12/5/95	12/5/95	12/5/95
Instrument I.D.#:	GCHP20	GCHP20	GCHP20	GCHP20
Conc. Spiked:	10 µg/L	10 µg/L	10 µg/L	30 µg/L
Result:	10	10	9.9	29
MS % Recovery:	100	100	99	97
Dup. Result:	10	10	10	30
MSD % Recov.:	100	100	100	100
RPD:	0.0	0.0	1.0	3.4
RPD Limit:	0-50	0-50	0-50	0-50

LCS #:	BLK120595	BLK120595	BLK120595	BLK120595
Prepared Date:	12/5/95	12/5/95	12/5/95	12/5/95
Analyzed Date:	12/5/95	12/5/95	12/5/95	12/5/95
Instrument I.D.#:	GCHP20	GCHP20	GCHP20	GCHP20
Conc. Spiked:	10 µg/L	10 µg/L	10 µg/L	30 µg/L
LCS Result:	9.6	9.9	9.8	29
LCS % Recov.:	96	99	98	97

MS/MSD LCS Control Limits	71-133	72-128	72-130	71-120
---------------------------	--------	--------	--------	--------

**Please Note:**

The LCS is a control sample of known, interferent-free matrix that is analyzed using the same reagents, preparation, and analytical methods employed for the samples. The matrix spike is an aliquot of sample fortified with known quantities of specific compounds and subjected to the entire analytical procedure. If the recovery of analytes from the matrix spike does not fall within specified control limits due to matrix interference, the LCS recovery is to be used to validate the batch.

**SEQUOIA ANALYTICAL**

*B Fletcher*  
Brucie Fletcher  
Project Manager

\*\* MS = Matrix Spike, MSD = MS Duplicate, RPD = Relative % Difference

9512142.PPP <1>





1900 Bates Ave., Suite LM • Concord, CA 94520 • (510) 686-9600

East 1115 Montgomery, Suite D • Spokane, WA 99208 • (509) 624-9200  
15055 S.W. Sequoia Pkwy, Suite 110 • Portland, OR 97222 • (503) 624-9800

Company Name: PACIFIC ENVIRONMENTAL GROUP Project Name: 376 LEWELLING BLVD SAN LORENZO  
 Address: 2025 GATEWAY PL. STE 440 UNOCAL Project Manager: TINA BERRY  
 City: SAN JOSE State: CA Zip Code: 95110 Release #: 310-058.5A  
 Telephone: 408 441-4700 FAX #: 441-7539 Site #: 5760  
 Report To: MAREE DODEN Sampler: JOHN MADDOX QC Data:  Level D (Standard)  Level C  Level B  Level A

Turnaround  10 Work Days  5 Work Days  3 Work Days  
 Time:  2 Work Days  1 Work Day  2-8 Hours  
 CODE:  Misc.  Detect.  Eval.  Remed.  Demol.  Closure  
 Drinking Water 95124Z  Waste Water  Other AWs  
 Analyses Requested

Client Sample I.D.	Date/Time Sampled	Matrix Desc.	# of Cont.	Cont. Type	Laboratory Sample #	Comments
1. <u>INFL</u>	<u>11.30.95/0940</u>	<u>W</u>	<u>3</u>	<u>VOA/Hd</u>	<u>01</u>	
2. <u>EFFL</u>	<u>11.30.95/0935</u>	<u>↓</u>	<u>3</u>	<u>↓ ↓</u>	<u>02</u>	
3.						
4.						
5.						
6.						
7.						
8.						
9.						
10.						

Relinquished By: <u>[Signature]</u>	Date: <u>11.30.95</u>	Time: <u>11:20</u>	Received By: <u>[Signature]</u>	Date: <u>11/30/95</u>	Time: <u>11:20</u>
Relinquished By: <u>[Signature]</u>	Date: <u>12/1/95</u>	Time: <u>11:45</u>	Received By: <u>[Signature]</u>	Date: <u>12-1-95</u>	Time: <u>11:45</u>
Relinquished By: <u>[Signature]</u>	Date: <u>12/1/95</u>	Time: _____	Received By Lab: <u>[Signature]</u>	Date: <u>12/1/95</u>	Time: <u>12:35</u>

Were Samples Received in Good Condition?  Yes  No Samples on Ice?  Yes  No Method of Shipment COURIER Page 1 of 1

To be completed upon receipt of report:  
 1) Were the analyses requested on the Chain of Custody reported?  Yes  No If no, what analyses are still needed? \_\_\_\_\_  
 2) Was the report issued within the requested turnaround time?  Yes  No If no, what was the turnaround time? \_\_\_\_\_  
 Approved by: \_\_\_\_\_ Signature: \_\_\_\_\_ Company: \_\_\_\_\_ Date: \_\_\_\_\_

Pink - Client  
Yellow - Laboratory  
White - Laboratory



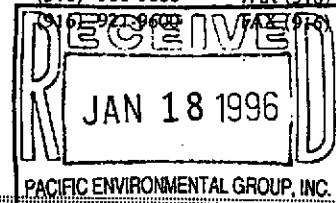
**Sequoia  
Analytical**

680 Chesapeake Drive  
404 N. Wiget Lane  
819 Striker Avenue, Suite 8

Redwood City, CA 94063  
Walnut Creek, CA 94598  
Sacramento, CA 95834

(415) 364-9600  
(510) 988-9600

FAX (415) 364-9233  
FAX (510) 988-9673



Pacific Environmental Group  
2025 Gateway Place, Suite 440  
San Jose, CA 95110

Client Proj. ID: 310-058.5A/5760, San Lorenzo  
Sample Descript: INFL  
Matrix: AIR  
Analysis Method: 8015Mod/8020  
Lab Number: 9512J12-01

Sampled: 12/27/95  
Received: 12/28/95  
Analyzed: 12/29/95  
Reported: 01/04/96

QC Batch Number: GC122995BTEX17A  
Instrument ID: GCHP17

**Total Purgeable Petroleum Hydrocarbons (TPPH) with BTEX**

Analyte	Detection Limit ug/L	Sample Results ug/L
TPPH as Gas	10	N.D.
Benzene	0.10	0.14
Toluene	0.10	0.53
Ethyl Benzene	0.10	0.36
Xylenes (Total)	0.10	2.3
Chromatogram Pattern:		
<b>Surrogates</b>	<b>Control Limits %</b>	<b>% Recovery</b>
Trifluorotoluene	70 130	97

analytes reported as N.D. were not present above the stated limit of detection.

**EQUOIA ANALYTICAL - ELAP #1210**

*B Fletcher*

Bucie Fletcher  
Project Manager



Pacific Environmental Group 2025 Gateway Place, Suite 440 San Jose, CA 95110	Client Proj. ID: 310-058.5A/5760, San Lorenzo Sample Descript: MID Matrix: AIR Analysis Method: 8015Mod/8020 Lab Number: 9512J12-02	Sampled: 12/27/95 Received: 12/28/95 Analyzed: 12/29/95 Reported: 01/04/96
--	---	---

GC Batch Number: GC122995BTEX17A  
Instrument ID: GCHP17

**Total Purgeable Petroleum Hydrocarbons (TPPH) with BTEX**

Analyte	Detection Limit ug/L	Sample Results ug/L
TPPH as Gas	10	N.D.
Benzene	0.10	N.D.
Toluene	0.10	N.D.
Ethyl Benzene	0.10	N.D.
Xylenes (Total)	0.10	N.D.
Chromatogram Pattern:		

Surrogates	Control Limits %	% Recovery
Trifluorotoluene	70 130	102

analytes reported as N.D. were not present above the stated limit of detection.

**EQUOIA ANALYTICAL - ELAP #1210**

Lucie Fletcher  
Project Manager





Pacific Environmental Group  
2025 Gateway Place, Suite 440  
San Jose, CA 95110

Client Proj. ID: 310-058.5A/5760, San Lorenzo  
Sample Descript: EFFL  
Matrix: AIR  
Analysis Method: 8015Mod/8020  
Lab Number: 9512J12-03

Sampled: 12/27/95  
Received: 12/28/95  
Analyzed: 12/29/95  
Reported: 01/04/96

Attention: Maree Doden

GC Batch Number: GC122995BTEX17A  
Instrument ID: GCHP17

**Total Purgeable Petroleum Hydrocarbons (TPPH) with BTEX**

Analyte	Detection Limit ug/L	Sample Results ug/L
TPPH as Gas	10	N.D.
Benzene	0.10	N.D.
Toluene	0.10	N.D.
Ethyl Benzene	0.10	N.D.
Xylenes (Total)	0.10	N.D.
Chromatogram Pattern:		
<b>Surrogates</b>	<b>Control Limits %</b>	<b>% Recovery</b>
Trifluorotoluene	70 130	108

Analyses reported as N.D. were not present above the stated limit of detection.

**EQUOIA ANALYTICAL - ELAP #1210**

Lucie Fletcher  
Project Manager





# Sequoia Analytical

680 Chesapeake Drive  
404 N. Wiget Lane  
819 Striker Avenue, Suite 8

Redwood City, CA 94063  
Walnut Creek, CA 94598  
Sacramento, CA 95834

(415) 364-9600  
(510) 988-9600  
(916) 921-9600

FAX (415) 364-9233  
FAX (510) 988-9673  
FAX (916) 921-0100

Pacific Environmental Group  
2025 Gateway Place, Suite 440  
San Jose, CA 95110  
Attention: Maree Doden

Client Project ID: 310-058.5A/5760, San Jose

Work Order #: 9512J12 01-03

Reported: Jan 8, 1996

## QUALITY CONTROL DATA REPORT

Analyte:	Benzene	Toluene	Ethyl Benzene	Xylenes
QC Batch#:	GC122995BTEX17A	GC122995BTEX17A	GC122995BTEX17A	GC122995BTEX17A
Analy. Method:	EPA 8020	EPA 8020	EPA 8020	EPA 8020
Prep. Method:	EPA 5030	EPA 5030	EPA 5030	EPA 5030

Analyst:	J. Woo	J. Woo	J. Woo	J. Woo
MS/MSD #:	9512G9305	9512G9305	9512G9305	9512G9305
Sample Conc.:	N.D.	N.D.	N.D.	N.D.
Prepared Date:	12/29/95	12/29/95	12/29/95	12/29/95
Analyzed Date:	12/2995	12/2995	12/2995	12/2995
Instrument I.D.#:	GCHP17	GCHP17	GCHP17	GCHP17
Conc. Spiked:	10 µg/L	10 µg/L	10 µg/L	30 µg/L
Result:	12	12	12	37
MS % Recovery:	120	120	120	123
Dup. Result:	11	12	12	34
MSD % Recov.:	110	120	120	113
RPD:	8.7	0.0	0.0	8.5
RPD Limit:	0-50	0-50	0-50	0-50

LCS #:	BLK122995	BLK122995	BLK122995	BLK122995
Prepared Date:	12/29/95	12/29/95	12/29/95	12/29/95
Analyzed Date:	12/2995	12/2995	12/2995	12/2995
Instrument I.D.#:	GCHP17	GCHP17	GCHP17	GCHP17
Conc. Spiked:	10 µg/L	10 µg/L	10 µg/L	30 µg/L
LCS Result:	11	12	12	35
LCS % Recov.:	110	120	120	117

MS/MSD LCS Control Limits	71-133	72-128	72-130	71-120
---------------------------	--------	--------	--------	--------

**Please Note:**

The LCS is a control sample of known, interferent-free matrix that is analyzed using the same reagents, preparation, and analytical methods employed for the samples. The matrix spike is an aliquot of sample fortified with known quantities of specific compounds and subjected to the entire analytical procedure. If the recovery of analytes from the matrix spike does not fall within specified control limits due to matrix interference, the LCS recovery is to be used to validate the batch.

SEQUOIA ANALYTICAL

*B. Fletcher*  
Bruce Fletcher  
Project Manager

\*\* MS=Matrix Spike, MSD=MS Duplicate, RPD=Relative % Difference

9512J12.PPP <1>



# UNOCAL 76

680 Chesapeake Drive • Redwood City, CA 94063 • (415) 304-9600   
  16939 120th Ave., N.E., Suite 101 • Bonner, WA 98911 • (509) 767-9200  
 819 Striker Ave., Suite 8 • Sacramento, CA 95834 • (916) 921-9600   
  East 11115 Montgomery, Suite B • Spokane, WA 99206 • (509) 924-9200  
 1900 Bates Ave., Suite LM • Concord, CA 94520 • (510) 686-9600   
  15055 S.W. Sequoia Pkwy, Suite 110 • Portland, OR 97222 • (503) 624-9800

Company Name: <u>PERE ENVIRONMENTAL GROUP</u>			Project Name: <u>876 LEWELLING BLVD SAN LORENZO</u>		
Address: <u>2025 GATEWAY PL STE 440</u>			UNOCAL Project Manager: <u>TINA BERRY</u>		
City: <u>SAN JOSE</u>	State: <u>CA</u>	Zip Code: <u>95110</u>	Release #: <u>310-058.SA</u>		
Telephone: <u>408 441-7500</u>		FAX #: <u>441-7539</u>	Site #: <u>5760</u>		
Report To: <u>MARIE DODEN</u>	Sampler: <u>JOHN MADDOX</u>		QC Data: <input checked="" type="checkbox"/> Level D (Standard) <input type="checkbox"/> Level C <input type="checkbox"/> Level B <input type="checkbox"/> Level A		

Turnaround <input checked="" type="checkbox"/> 10 Work Days <input type="checkbox"/> 5 Work Days <input type="checkbox"/> 3 Work Days	<input type="checkbox"/> Drinking Water <input type="checkbox"/> Waste Water <input checked="" type="checkbox"/> Other	Analyses Requested _____ _____ _____
Time: <input type="checkbox"/> 2 Work Days <input type="checkbox"/> 1 Work Day <input type="checkbox"/> 2-8 Hours		
CODE: <input type="checkbox"/> Misc. <input type="checkbox"/> Detect. <input type="checkbox"/> Eval. <input checked="" type="checkbox"/> Remed. <input type="checkbox"/> Demol. <input type="checkbox"/> Closure		

Client Sample I.D.	Date/Time Sampled	Matrix Desc.	# of Cont.	Cont. Type	Laboratory Sample #	Analyses Requested					Comments	
1. <u>INFL</u>	<u>12-27-95/1110</u>	<u>AIR</u>	<u>1</u>	<u>TEDLAR</u>	<u>01 A</u>	<u>X</u>						
2. <u>MID</u>	<u>1/1140</u>	<u>↓</u>	<u>1</u>	<u>↓</u>	<u>02 ↓</u>	<u>X</u>						
3. <u>SPR</u>	<u>1/1135</u>	<u>↓</u>	<u>1</u>	<u>↓</u>	<u>03 ↓</u>	<u>X</u>						
4.												
5.												
6.												
7.												
8.												
9.												
10.												

Relinquished By: <u>John Maddox</u>	Date: <u>12-28-95</u>	Time: <u>0700</u>	Received By: <u>M Doden</u>	Date: <u>12/28/95</u>	Time: <u>0705</u>
Relinquished By: <u>M Doden</u>	Date: <u>12/28/95</u>	Time: <u>2:25</u>	Received By: <u>[Signature]</u>	Date: <u>12/28/95</u>	Time: <u>2:25</u>
Relinquished By: <u>[Signature]</u>	Date: <u>12/28/95</u>	Time: _____	Received By Lab: <u>[Signature]</u>	Date: <u>12/29/95</u>	Time: <u>1621</u>

Were Samples Received in Good Condition?  Yes  No   
 Samples on Ice?  Yes  No   
 Method of Shipment COURIER   
 Page 1 of 1

To be completed upon receipt of report:

1) Were the analyses requested on the Chain of Custody reported?  Yes  No If no, what analyses are still needed? \_\_\_\_\_  
 2) Was the report issued within the requested turnaround time?  Yes  No If no, what was the turnaround time? \_\_\_\_\_

Approved by: \_\_\_\_\_ Signature: R. Neumann Company: PERE Date: 1-16-96

Pink - Client

Yellow - Laboratory

White - Laboratory




**Sequoia  
Analytical**

680 Chesapeake Drive  
404 N. Wiget Lane  
819 Striker Avenue, Suite 8

Redwood City, CA 94063  
Walnut Creek, CA 94598  
Sacramento, CA 95834

(415) 364-9600 FAX (415) 364-9233  
(510) 988-9600 FAX (510) 988-9673  
(916) 921-9600 FAX (916) 921-9600



Pacific Environmental Group  
2025 Gateway Place, Suite 440  
San Jose, CA 95110

Client Proj. ID: 310-058.5A/5760, San Lorenzo  
Sample Descript: INFL  
Matrix: LIQUID  
Analysis Method: 8015Mod/8020  
Lab Number: 9512J96-01

Sampled: 12/27/95  
Received: 12/28/95  
Analyzed: 01/03/96  
Reported: 01/09/96

Attention: Maree Doden

GC Batch Number: GC010396BTEX21A  
Instrument ID: GCHP21

**Total Purgeable Petroleum Hydrocarbons (TPPH) with BTEX**

Analyte	Detection Limit ug/L	Sample Results ug/L
TPPH as Gas	200	1100
Benzene	2.0	16
Toluene	2.0	23
Ethyl Benzene	2.0	N.D.
Xylenes (Total)	2.0	300
Chromatogram Pattern:		Gas
Surrogates	Control Limits %	% Recovery
Trifluorotoluene	70 130	111

analytes reported as N.D. were not present above the stated limit of detection.

**SEQUOIA ANALYTICAL - ELAP #1210**

*B Fletcher*

Brucie Fletcher  
Project Manager



Pacific Environmental Group  
2025 Gateway Place, Suite 440  
San Jose, CA 95110

Client Proj. ID: 310-058.5A/5760, San Lorenzo  
Sample Descript: EFFL  
Matrix: LIQUID  
Analysis Method: 8015Mod/8020  
Lab Number: 9512J96-02

Sampled: 12/27/95  
Received: 12/28/95  
Analyzed: 01/03/96  
Reported: 01/09/96

Attention: Maree Doden

IC Batch Number: GC010396BTEX21A  
Instrument ID: GCHP21

**Total Purgeable Petroleum Hydrocarbons (TPPH) with BTEX**

Analyte	Detection Limit ug/L	Sample Results ug/L
TPPH as Gas	50	N.D.
Benzene	0.50	N.D.
Toluene	0.50	N.D.
Ethyl Benzene	0.50	N.D.
Xylenes (Total)	0.50	N.D.
Chromatogram Pattern:		
<b>Surrogates</b>	<b>Control Limits %</b>	<b>% Recovery</b>
Trifluorotoluene	70 130	109

Analytes reported as N.D. were not present above the stated limit of detection.

**SEQUOIA ANALYTICAL - ELAP #1210**

Brucie Fletcher  
Project Manager





Sequoia  
Analytical

680 Chesapeake Drive  
404 N. Wiget Lane  
819 Striker Avenue, Suite 8

Redwood City, CA 94063  
Walnut Creek, CA 94598  
Sacramento, CA 95834

(415) 364-9600  
(510) 988-9600  
(916) 921-9600

FAX (415) 364-9233  
FAX (510) 988-9673  
FAX (916) 921-0100

Pacific Environmental Group  
325 Gateway Place, Suite 440  
San Jose, CA 95110  
Attention: Maree Doden

Client Proj. ID: 310-058.5A/5760, San Lorenzo

Received: 12/28/95

Lab Proj. ID: 9512J96

Reported: 01/09/96

## LABORATORY NARRATIVE

Please note:

MTBE was present in sample 9512j96-01.

EQUOIA ANALYTICAL

Lucie Fletcher  
Project Manager





# Sequoia Analytical

680 Chesapeake Drive  
404 N. Wiget Lane  
819 Striker Avenue, Suite 8

Redwood City, CA 94063  
Walnut Creek, CA 94598  
Sacramento, CA 95834

(415) 364-9600  
(510) 988-9600  
(916) 921-9600

FAX (415) 364-9233  
FAX (510) 988-9673  
FAX (916) 921-0100

Pacific Environmental Group 2025 Gateway Place, Suite 440 San Jose, CA 95110 Attention: Maree Doden	Client Project ID: 310-058.5A/5760, San Lorenzo Matrix: LIQUID  Work Order #: 9512J96 01, 02	Reported: Jan 10, 1996
--	---	------------------------

## QUALITY CONTROL DATA REPORT

Analyte:	Benzene	Toluene	Ethyl Benzene	Xylenes
QC Batch#:	GC010396BTEX21A	GC010396BTEX21A	GC010396BTEX21A	GC010396BTEX21A
Analy. Method:	EPA 8020	EPA 8020	EPA 8020	EPA 8020
Prep. Method:	EPA 5030	EPA 5030	EPA 5030	EPA 5030

Analyst:	J. Woo	J. Woo	J. Woo	J. Woo
MS/MSD #:	9512G9809	9512G9809	9512G9809	9512G9809
Sample Conc.:	N.D.	N.D.	N.D.	N.D.
Prepared Date:	1/3/96	1/3/96	1/3/96	1/3/96
Analyzed Date:	1/3/96	1/3/96	1/3/96	1/3/96
Instrument I.D.#:	GCHP21	GCHP21	GCHP21	GCHP21
Conc. Spiked:	10 µg/L	10 µg/L	10 µg/L	30 µg/L
Result:	9.0	8.9	8.9	26
MS % Recovery:	90	89	89	87
Dup. Result:	9.6	9.6	9.7	28
MSD % Recov.:	96	96	97	93
RPD:	6.5	7.6	8.6	7.4
RPD Limit:	0-50	0-50	0-50	0-50

LCS #:	BLK010396	BLK010396	BLK010396	BLK010396
Prepared Date:	1/3/96	1/3/96	1/3/96	1/3/96
Analyzed Date:	1/3/96	1/3/96	1/3/96	1/3/96
Instrument I.D.#:	GCHP21	GCHP21	GCHP21	GCHP21
Conc. Spiked:	10 µg/L	10 µg/L	10 µg/L	30 µg/L
LCS Result:	8.9	8.4	7.8	23
LCS % Recov.:	89	84	78	77

MS/MSD LCS Control Limits	71-133	72-128	72-130	71-120
---------------------------	--------	--------	--------	--------

**Please Note:**

The LCS is a control sample of known, interferent-free matrix that is analyzed using the same reagents, preparation, and analytical methods employed for the samples. The matrix spike is an aliquot of sample fortified with known quantities of specific compounds and subjected to the entire analytical procedure. If the recovery of analytes from the matrix spike does not fall within specified control limits due to matrix interference, the LCS recovery is to be used to validate the batch.

SEQUOIA ANALYTICAL

*B Fletcher*

Brucie Fletcher  
Project Manager

\*\* MS = Matrix Spike, MSD = MS Duplicate, RPD = Relative % Difference

9512J96.PPP <1>



Company Name: PACIFIC ENVIRONMENTAL GROUP      Project Name: 376 LEWELLING BLVD SAN LORENZO  
 Address: 2025 GARZWAY PL STE 440      UNOCAL Project Manager: TINA BERRY  
 City: SAN JOSE      State: CA      Zip Code: 95110      Release #: 310-058.SA  
 Telephone: 408 441-7500      FAX #: 441-7539      Site #: 5760  
 Report To: MARCE DODEN      Sampler: CHRIS MADROX      QC Data:  Level D (Standard)     Level C     Level B     Level A

Turnaround  10 Work Days     5 Work Days     3 Work Days  
 Time:     2 Work Days     1 Work Day     2-8 Hours  
 CODE:     Misc.     Detect.     Eval.     Remed.     Demol.     Closure

Drinking Water     Waste Water     Other GW  
 Analyses Requested: \_\_\_\_\_

Client Sample I.D.	Date/Time Sampled	Matrix Desc.	# of Cont.	Cont. Type	Laboratory Sample #	Comments									
1. <u>INFL</u>	<u>12/27/95/1055</u>	<u>W</u>	<u>3</u>	<u>VCA/Hd</u>	<u>01</u>	<div style="border: 1px solid black; padding: 5px; display: inline-block;">                     9512196                 </div>									
2. <u>GFA</u>	<u>✓ / 1050</u>	<u>↓</u>	<u>3</u>	<u>↓ ↓</u>	<u>02</u>										
3.															
4.															
5.															
6.															
7.															
8.															
9.															
10.															

Relinquished By: <u>[Signature]</u>	Date: <u>12/28/95</u>	Time: <u>0700</u>	Received By: <u>M Doden</u>	Date: <u>12/28/95</u>	Time: <u>0705</u>
Relinquished By: <u>M Doden</u>	Date: <u>12/28/95</u>	Time: <u>2:25</u>	Received By: <u>[Signature]</u>	Date: <u>12/28/95</u>	Time: <u>2:25</u>
Relinquished By: <u>[Signature]</u>	Date: <u>12/28/95</u>	Time: _____	Received By Lab: <u>[Signature]</u>	Date: <u>12/28/95</u>	Time: <u>1621</u>

Were Samples Received in Good Condition?  Yes  No     
 Samples on Ice?  Yes  No     
 Method of Shipment COURIER     
 Page 1 of 1

To be completed upon receipt of report:  
 1) Were the analyses requested on the Chain of Custody reported?  Yes  No If no, what analyses are still needed? \_\_\_\_\_  
 2) Was the report issued within the requested turnaround time?  Yes  No If no, what was the turnaround time? \_\_\_\_\_  
 Approved by: \_\_\_\_\_ Signature: \_\_\_\_\_ Company: \_\_\_\_\_ Date: \_\_\_\_\_

Pink - Client  
 Yellow - Laboratory  
 White - Laboratory

**ATTACHMENT C**  
**FIELD DATA SHEETS**



SITE INFORMATION FORM

Identification

Project Type

Project # 3100583B

Station # 5760

Site Address:

376 LEWELLING BLVD.

SAN LORENZO, CA

County:

Project Manager: C. YORK

Requestor:

Client: ONOCAL

1st Time Visit

Quarterly

1st  2nd  3rd  4th

Frequency	Initials	Date
<input type="checkbox"/> Monthly		
<input type="checkbox"/> Semi-Monthly	RT	10-5-95
<input type="checkbox"/> Weekly		
<input checked="" type="checkbox"/> Conv./Dist.	RT	↓
<input type="checkbox"/> One time event		
<input type="checkbox"/> Other:		

Client P.O.C.:

Date of Request 9/29/95

Ideal field date(s): 10/5/95

10/4/95 (WED)

Check Appropriate Category

Budget Hrs. 7 HRS.

Actual Hrs.:

Mob de Mob:

Field Tasks: For General Description

COMBO 5760

circle one:

Priority: 1. (emergency, must be done within 24 hrs); 2. (next visit); 3. (when available)

BASELINE GW SAMPLING - USE PEG DISSOLVED O2 METER TO MEASURE D.O. + TAKE GW SAMPLES (TPH-9/BTEX) FROM WELLS: U-1 THROUGH U-8 - DTW

START-UP GW EXTRACTION SYSTEM. RUN SYSTEM FOR APPROXIMATELY 1.5 HOURS + STORE ALL WATER IN 55 GAL DRUMS. SHOULD GENERATE APPROX. 6 DRUMS OF WATER. DO NOT DISCHARGE ANY WATER TO SANITARY SEWER. SAMPLE GW SYSTEM EFFLUENT AND ANALYZE FOR PRIORITY METALS + CYANIDE, ~~BOIS-BTEX~~, BOIS-BTEX, BO20/ PHENOLS/COD/SUSPENDED SOLIDS, PH, TEMPERATURE, ELEC. CONDUCTIVITY, RECORD GW SYSTEM FLOW RATE, CARBON VESSEL + BAG FILTER PRESSURES. GW EFFLUENT SAMPLE SHOULD BE TAKEN AT THE END OF THE 1.5 HOUR PUMPING PERIOD. BRING 6, 55-GALLON DRUMS. 24 HRS. IN-VENT CARBON VESSELS PRIOR TO STARTUP

\* 5 DAY TURNAROUND

Comments, remarks, etc. from Field Staff (include problems encountered and out-of-scope work)

Field notes attached

Completed rest of work order 7.0 hrs

Samples taken  Samples not required  Soil Vapor  Groundwater

Weekly  Semi-Monthly  Monthly  Quarterly  Semi-Annual

9.5 Total

PACIFIC ENVIRONMENTAL GROUP, INC.

Completed by: [Signature]

Date: 10/5/95

Checked by:

# PERMIT CONDITIONS

## PART 5 Special Discharge - Groundwater Discharges

### 3(B) Sampling Requirements

#### Parameter

#### O.L.S.D. Limit

#### *Metals*

Arsenic	0.8 mg/L
Cadmium	0.2 mg/L
Copper	0.5 mg/L
Lead	1.0 mg/L
Mercury	0.01 mg/L
Nickel	1.0 mg/L
Selenium	1.0 mg/L
Silver	0.8 mg/L
Total Chromium	2.0 mg/l
Zinc	3.0 mg/L

#### *Additional Testing*

Total Petroleum Hydrocarbons (EPA 8015)	15 mg/L
B.T.E.X. (EPA 8020)	Non-detectable
Phenols	70 mg/L
Cyanide	1.0 mg/L

#### *General Analysis*

COD	N/A
Suspended Solids	N/A
pH	No lower than 5.5 units

Well #	DTW (TOE)	D.O	
U-1	17.90	2.6	2.7
U-2	18.86	2.4	2.4
U-3	17.10	4.6	4.6
U-4	18.10	2.5	2.6
U-5	16.20	2.9	2.9
U-6	16.31	2.8	2.9
U-7	16.60	2.9	2.8

EFFL PH = 8.89

Temp = 77.8

E.C = 650

Flow Rate =  $\approx$  6.5 gpm

I checked down  
value.



PACIFIC  
ENVIRONMENTAL  
GROUP, INC.

Project No:

310-USB.3B

Figure No:

Date: 10-4-95

Drawn By: JP

Title:

Company Name: <u>Pacific Environmental Group</u>			Project Name: <u>376 Lewelling Blv. San Lorenzo</u>		
Address: <u>2025 Gateway Pl. #440</u>			UNOCAL Project Manager: <u>T Berry</u>		
City: <u>San Jose</u>	State: <u>CA</u>	Zip Code: <u>95003</u>	Release #: <u>210-085.3B</u>		
Telephone: <u>(408) 441-7500</u>		FAX #: <u>(408) 441-7539</u>	Site #: <u>5760</u>		
Report To: <u>Chuck York</u>		Sampler: <u>T Perumo</u>		QC Data: <input checked="" type="checkbox"/> Level D (Standard) <input type="checkbox"/> Level C <input type="checkbox"/> Level B <input type="checkbox"/> Level A	

Turnaround  10 Work Days     5 Work Days     3 Work Days  
 Time:  2 Work Days     1 Work Day     2-8 Hours  
 CODE:  Misc.     Detect.     Eval.     Remed.     Demol.     Closure

Drinking Water     Waste Water     Other  
 Analyses Requested:

Client Sample I.D.	Date/Time Sampled	Matrix Desc.	# of Cont.	Cont. Type	Laboratory Sample #	Analyses Requested							Comments	
1. <u>EFFL</u>	<u>10-4-95/1:45</u>	<u>WATER</u>	<u>3</u>	<u>40mL</u>		<input checked="" type="checkbox"/>	<input checked="" type="checkbox"/>	<input checked="" type="checkbox"/>	<input checked="" type="checkbox"/>	<input checked="" type="checkbox"/>	<input checked="" type="checkbox"/>	<input checked="" type="checkbox"/>	<input checked="" type="checkbox"/>	
2. <u>EFFL</u>	↓	↓	<u>1</u>	<u>500mL</u>		<input checked="" type="checkbox"/>	<input checked="" type="checkbox"/>	<input checked="" type="checkbox"/>	<input checked="" type="checkbox"/>	<input checked="" type="checkbox"/>	<input checked="" type="checkbox"/>	<input checked="" type="checkbox"/>	<input checked="" type="checkbox"/>	
3. <u>EFFL</u>	↓	↓	<u>1</u>	<u>1L</u>		<input checked="" type="checkbox"/>	<input checked="" type="checkbox"/>	<input checked="" type="checkbox"/>	<input checked="" type="checkbox"/>	<input checked="" type="checkbox"/>	<input checked="" type="checkbox"/>	<input checked="" type="checkbox"/>	<input checked="" type="checkbox"/>	<u>Please Filt. &amp; Preserve</u>
4. <u>EFFL</u>	↓	↓	<u>1</u>	<u>1L</u>		<input checked="" type="checkbox"/>	<input checked="" type="checkbox"/>	<input checked="" type="checkbox"/>	<input checked="" type="checkbox"/>	<input checked="" type="checkbox"/>	<input checked="" type="checkbox"/>	<input checked="" type="checkbox"/>	<input checked="" type="checkbox"/>	
5. <u>EFFL</u>	↓	↓	<u>1</u>	<u>500mL</u>		<input checked="" type="checkbox"/>	<input checked="" type="checkbox"/>	<input checked="" type="checkbox"/>	<input checked="" type="checkbox"/>	<input checked="" type="checkbox"/>	<input checked="" type="checkbox"/>	<input checked="" type="checkbox"/>	<input checked="" type="checkbox"/>	
6. <u>EFFL</u>	↓	↓	<u>1</u>	<u>1L</u>		<input checked="" type="checkbox"/>	<input checked="" type="checkbox"/>	<input checked="" type="checkbox"/>	<input checked="" type="checkbox"/>	<input checked="" type="checkbox"/>	<input checked="" type="checkbox"/>	<input checked="" type="checkbox"/>	<input checked="" type="checkbox"/>	
7.														
8.														
9.														
10.														

Relinquished By: <u>[Signature]</u>	Date: <u>10-4-95</u>	Time: <u>2:45</u>	Received By:	Date:	Time:
Relinquished By:	Date:	Time:	Received By:	Date:	Time:
Relinquished By:	Date:	Time:	Received By Lab:	Date:	Time:

Were Samples Received in Good Condition?  Yes  No   
 Samples on Ice?  Yes  No   
 Method of Shipment \_\_\_\_\_   
 Page 1 of 1

To be completed upon receipt of report:

1) Were the analyses requested on the Chain of Custody reported?  Yes  No If no, what analyses are still needed? \_\_\_\_\_  
 2) Was the report issued within the requested turnaround time?  Yes  No If no, what was the turnaround time? \_\_\_\_\_

Approved: \_\_\_\_\_ Signature: \_\_\_\_\_ Company: \_\_\_\_\_

Pink - Client  
 Yellow - Laboratory  
 White - Laboratory

SITE INFORMATION FORM

Identification

5A

Project # 310053 SA

Station #

Site Address:

376 LEWELLING BLVD  
SAN LORENZO, CA

County:

Project Manager: C. VORIK

Requestor:

Client: UNOCAL

Project Type

1st Time Visit

Quarterly

1st  2nd  3rd  4th

Monthly Initials Date

Semi-Monthly F/S RI 10/25/15

Weekly

One time event Copy/Dist RI ↓

Other:

Client P.O.C.:

Date of Request

Ideal field date(s):

Check Appropriate Category

Budget Hrs. 10/18 = 10

Actual Hrs. 10/19 = 2.5

Mob de Mob 10/20 = 3.5 Jmx

ARRIVED 9:00 - 4:00

Field Tasks: For General Description

circle one:

Priority: 1. (emergency, must be done within 24 hrs); 2. (next visit); 3. (when available)

GWS + SVE START-UP

THREE DAY BIAQMD SOURCE TEST

GWS & RECORD CALIBRATE PRIOR TO START-UP. ~~INSTALL~~ INSTALL TWO MAG GAUGES TO 1" FLEX HOSE (INFL TO GW VESSEL (2)) CALIBRATE TWO CLOUDS JET WRS (PUMP SAVED PUMP CONTROLLER) MANUAL ~~ATTACHED~~ ATTACHED. ~~INSTALL~~ INSTALL (1" FLEX HOSE) 1/2" CHECK VALVE (PVC) BETWEEN SVE KNOCKOUT FORWARDING PUMP AND GW TAG FILTER. START-UP GW SYSTEM. ~~FOR~~ RUN FOR ~~24~~ HOURS. TEST IF SVE INITIAL ~~WELL~~ MAKE WELLS (2) - 0.3 WELL HEAD VALVES ARE OPEN. - RECORD ~~THE~~ POST DIRECTION AIR FLOW APPLIED ~~WELLS~~ WELLS. TAKE INFL/FLEX AIR TAGS - SEGEWA TAGS/BTAGS (BIAQMD/UNOCAL) IMMEDIATELY AFTER STARTING UP SVE INITIAL TAKE AIR TAG SAMPLES FOR TSP (TSP) READING + CO2 OR ANALYSIS (AT OFFICE). COMPLETE SVE SOURCE TEST ON THURS (10/19) + FRI 10/20

Combo = 5760

Comments, remarks, etc. from Field Staff (include problems encountered and out-of-scope work)

Samples taken  Samples not required  Soil Vapor  Groundwater

Weekly  Semi-Monthly  Monthly  Quarterly  Semi-Annual

PACIFIC ENVIRONMENTAL GROUP, INC.

Completed by: MS Date: \_\_\_\_\_

Checked by: \_\_\_\_\_

# FIELD DATA SHEET

Client: <u>Unocal</u>	Date: <u>10/18/95</u>
Address: <u>376 LEWELLING BLVD</u>	Project No.: <u>310 0583A</u>
<u>SAN LORENZO</u>	Time Arrived: <u>9:00</u>
Weather Conditions: _____	Time Departed: _____
Equipment at Site: _____	
Personnel at Site: <u>MG</u>	

## FIELD NOTES

GWS

TOTALIZER = 0000076

STARTED GWS @ 10:21

SUE sampling

(woc) \* STARTED SUE @ = 12:27

Time

FID (10-1 Dil) - To maintain Flame

Blower skid Data:

<u>U-1 = 1231</u>	<u>380</u>	
<u>U-2 = 1310</u>	<u>0-50</u>	<u>WELL FIELD LOC. = 40" HD</u>
<u>U-3 = 1229</u>	<u>950</u>	<u>TOTAL FLOW = 1020 (2" PIPE)</u>
<u>U-4 = 1246</u>	<u>0-50</u>	<u>Dilution valve = 0% open / 4</u>
<u>U-5 = 1256</u>	<u>110</u>	<u>Recirc. " = 90% " / 75%</u>
<u>U-6 = 1302</u>	<u>0-50</u>	<u>* had to open Dilution to achieve</u>
<u>U-8 = 1239</u>	<u>0-45</u>	<u>some flow through Blower BECAUSE</u>
<u>INFL = 1317</u>	<u>1321</u>	<u>890 OF AQT.</u>
<u>EFFL = 1317</u>	<u>11</u>	

\* NO PURGE @ monitoring points.

\* Installed - Check valve BETWEEN K.O. DUMP AND SUB FILTER, sample ports @ U-1 / U-3 (SUE LINE) / WELL FIELD SUE PIPE BEFORE Dilution;

MG

Signature

# FIELD DATA SHEET

Client: Unocal

Date: 10/18/95

Address: 376 Kewelling

Project No.: 310 0583A

Time Arrived: \_\_\_\_\_

Time Departed: \_\_\_\_\_

Weather Conditions: \_\_\_\_\_

Equipment at Site: \_\_\_\_\_

Personnel at Site: MG

## FIELD NOTES

~~HAD TO JUMPER TB-5 TO TB-9 TO OPERATE SUE BECAUSE  
 COULD NOT CLEAR ALARM LIGHT (CALLED GREG @ SOIL-THERM)  
 THAT CIRCUIT IS TIED INTO PRESSURE SWITCH ON GWS  
 BAG FILTER. FOUND WIRE NOT YET CONNECTED ON PRESSURE  
 SWITCH IN GWS PANEL. DID NOT CONNECT.~~

TALKED WITH GREG @ S.T. AND CORRECTED ALL  
 PROBLEMS WITH SUE/GWS, ALL SYSTEMS ARE  
 RUNNING.

Total @ Depart = 0000490 @ 16:00

10/19

SYSTEM (SUE) WAS DOWN UPON ARRIVAL (MAYBE  
 SOMEBODY JUMP FENCE AND TURNED OFF?). \* NO ALARM LIGHTS ON?  
 GWS PUMPS WERE ON BUT WELLS WERE DEWATERED,  
 PUMP CONTROLLERS NOT TURNING PUMPS OFF,

U-3 DEWATERED = 19.5      DTW U-3 = 15.65

(WILL PUMP OFF FOR 10min)

MG  
 Signature

Activated SUE (pushed RESTART) . 10:00

Actual Turned GW pumps OFF for To allow wells to recharge, Activated GW pump approx 30 min. later, system (GW) ran for  $\approx$  5-10 min. and all SUE went down on high pressure @ Bag Filter (w 80 psi.)  
sampled SUE @ 10:50,  
well UAC. = 40

Flow = .21

Dilution valve pos. = 30% open

RECIRC. " = 70% open

MRS = 00005.5 (10:53)

- MADE MORE ADJUSTMENTS TO pump CONTROLLERS (GWS).
- LEFT BOTH systems running.
- NO MORE Bag Filters on site.

\* MOST LIKELY SUE WENT DOWN BECAUSE OF high pressure alarm condition @ Bag Filter on GWS.

DEPART = 11:30

GWS Total = 0000947



PACIFIC  
ENVIRONMENTAL  
GROUP, INC.

Project No:

3100583A

Figure No:

Date:

10/19/95

Drawn By:

MG

Title:



# DAY 3 OF SVE STARTUP

INFL WC = 23 ppm      WOC = 65 ppm

EFFL WC = 30 ppm      WOR = 34 ppm

U7 WC =  $\phi$       WOR =  $\phi$       CO<sub>2</sub>/O<sub>2</sub> SAMPLES TAKEN

U9 WC =  $\phi$       WOR =  $\phi$       ↓ ↓ ↓ ↓

PREFILTER VAC = 40" H<sub>2</sub>O, POST FILTER VAC = 46" H<sub>2</sub>O

TOTAL FLOW = 2500 fpm - 55 CFM

BLOWER HRS = 00033,95

## D.O.:

U-1 = \*SEE BELOW

U-5 = 2 ppm

U-2 = 3 ppm

U-6 = 2 ppm

U-3 = \*SEE BELOW

U-7 = 3 ppm

U-4 = 1 ppm

U-8 = 1 ppm

U-9 = 2 ppm

\*UNABLE TO TAKE D.O. DIRECTLY FROM U-1 AND U-3. U-1 + U-3 =  
INFL = 2 ppm

CWE SYSTEM UP AND RUNNING. TOTALIZER = 0001190 GAL

NOTE! COMPOND NEEDS POSTING OF PROP 65 WARNING  
AND 310 EMERGENCY NOTIFICATION TELEPHONE.  
STATION ATTENDANT REPORTS THAT NEIGHBORS  
HAVE COMPLAINED ABOUT BLOWER NOISE AT NIGHT

20 JOHN



PACIFIC ENVIRONMENTAL GROUP, INC.

Project No:

310 058 SA

Figure No:

Date:

10/20/95

Drawn By:

JOAN MADDOX

Title:

Company Name: DAC. ENV. GRP.      Project Name: 376 Leaveling Blvd, San Lorenzo CA  
 Address: 2025 Gateway Pl. #440      UNOCAL Project Manager:  
 City: SAN JOSE State: CA Zip Code: 95110      Release #: 310-058.3A  
 Telephone: 408 444 7500      FAX #: 408 444 7539      Site #:  
 Report To: Robert Giattino      Sampler: Mark Gubrud      DC Data:  Level D (Standard)     Level C     Level B     Level A

Turnaround  10 Work Days     5 Work Days     3 Work Days  
 Time:  2 Work Days     1 Work Day     2-8 Hours  
 CODE:  Misc.     Detect.     Eval.     Remed.     Demol.     Closure  
 Drinking Water     Waste Water     Other Air

Client Sample I.D.	Date/Time Sampled	Matrix Desc.	# of Cont.	Cont. Type	Laboratory Sample #	Analyses Requested										Comments
1. <u>INFL</u>	<u>10/19/95 10:50</u>	<u>Air</u>	<u>1</u>	<u>BOG</u>		<div style="border: 1px solid black; padding: 5px; display: inline-block;">                     COS/BIEX                 </div>										
2. <u>EFFL</u>	<u>10/19/95 10:50</u>	<u>Air</u>	<u>1</u>	<u>BOG</u>												
3.																
4.																
5.																
6.																
7.																
8.																
9.																
10.																

Relinquished By: <u>[Signature]</u>	Date: <u>10/19/95</u>	Time: <u>1334</u>	Received By:	Date:	Time:
Relinquished By:	Date:	Time:	Received By:	Date:	Time:
Relinquished By:	Date:	Time:	Received By Lab:	Date:	Time:

Were Samples Received in Good Condition?  Yes  No     
 Samples on Ice?  Yes  No     
 Method of Shipment \_\_\_\_\_     
 Page \_\_\_ of \_\_\_

To be completed upon receipt of report:  
 1) Were the analyses requested on the Chain of Custody reported?  Yes  No If no, what analyses are still needed? \_\_\_\_\_  
 2) Was the report issued within the requested turnaround time?  Yes  No If no, what was the turnaround time? \_\_\_\_\_  
 Approved: \_\_\_\_\_ Signature: \_\_\_\_\_ Company: \_\_\_\_\_ Date: \_\_\_\_\_

Pink - Client  
 Yellow - Laboratory  
 White - Laboratory

Company Name: Doc. Edu. Grp. Project Name: 379 Lewelling Blvd, San Lorenzo  
 Address: 2025 Gateway Pl. #440 UNOCAL Project Manager: [Signature]  
 City: San Jose State: CA Zip Code: 95110 Release #: 310-058.3A  
 Telephone: 408 444 700 FAX #: 408 444 7539 Site #: [Blank]  
 Report To: Robert Cattino Sampler: Mark Gubru QC Data:  Level D (Standard)  Level C  Level B  Level A

Turnaround Time:  10 Work Days  5 Work Days  3 Work Days  
 2 Work Days  1 Work Day  2-8 Hours  
 CODE:  Misc.  Detect.  Eval.  Remed.  Demol.  Closure

Drinking Water  Waste Water  Other AIR  
 Analyses Requested:

Client Sample I.D.	Date/Time Sampled	Matrix Desc.	# of Cont.	Cont. Type	Laboratory Sample #	Comments
1. <u>INDL</u>	<u>10/18/95 13:50</u>	<u>air</u>	<u>1</u>	<u>POS</u>	<u>[Blank]</u>	<u>[Blank]</u>
2. <u>EFFL</u>	<u>13:57</u>	<u>[Blank]</u>	<u>[Blank]</u>	<u>[Blank]</u>	<u>[Blank]</u>	<u>[Blank]</u>
3. <u>U-1</u>	<u>12:31</u>	<u>[Blank]</u>	<u>[Blank]</u>	<u>[Blank]</u>	<u>[Blank]</u>	<u>[Blank]</u>
4. <u>U-3</u>	<u>12:29</u>	<u>[Blank]</u>	<u>[Blank]</u>	<u>[Blank]</u>	<u>[Blank]</u>	<u>[Blank]</u>
5.						
6.						
7.						
8.						
9.						
10.						

Relinquished By: [Signature] Date: 10/19/95 Time: 7:11 Received By: \_\_\_\_\_ Date: \_\_\_\_\_ Time: \_\_\_\_\_  
 Relinquished By: \_\_\_\_\_ Date: \_\_\_\_\_ Time: \_\_\_\_\_ Received By: \_\_\_\_\_ Date: \_\_\_\_\_ Time: \_\_\_\_\_  
 Relinquished By: \_\_\_\_\_ Date: \_\_\_\_\_ Time: \_\_\_\_\_ Received By Lab: \_\_\_\_\_ Date: \_\_\_\_\_ Time: \_\_\_\_\_

Were Samples Received in Good Condition?  Yes  No   
 Samples on Ice?  Yes  No   
 Method of Shipment \_\_\_\_\_   
 Page \_\_\_ of \_\_\_

To be completed upon receipt of report:  
 1) Were the analyses requested on the Chain of Custody reported?  Yes  No If no, what analyses are still needed? \_\_\_\_\_  
 2) Was the report issued within the requested turnaround time?  Yes  No If no, what was the turnaround time? \_\_\_\_\_  
 Approved: \_\_\_\_\_ Signature: \_\_\_\_\_ Company: \_\_\_\_\_ Date: \_\_\_\_\_

Pink - Client  
 Yellow - Laboratory  
 White - Laboratory

Company Name: <b>PACIFIC CALIFORNIA ENVIRONMENTAL GROUP</b>			Project Name: <b>76 / 100 DOLLING BLVD. VAPOR MONITORING</b>		
Address: <b>2025 GATEWAY ST STE 440</b>			UNOCAL Project Manager:		
City: <b>AMEN</b>	State: <b>CA</b>	Zip Code: <b>95110</b>	Release #: <b>10-058334</b>		
Telephone: <b>415 441-1500</b>		FAX #: <b>415 441-7533</b>		Site #:	
Report To: <b>FORREST CIATTI MO</b>		Sampler: <b>JOHN MANNIX</b>		QC Data: <input checked="" type="checkbox"/> Level D (Standard) <input type="checkbox"/> Level C <input type="checkbox"/> Level B <input type="checkbox"/> Level A	

Turnaround  10 Work Days     5 Work Days     3 Work Days  
 Time:  2 Work Days     1 Work Day     2-8 Hours

CODE:  Misc.     Detect.     Eval.     Remed.     Demol.     Closure

Drinking Water     Waste Water     Other

**Analyses Requested**

Client Sample I.D.	Date/Time Sampled	Matrix Desc.	# of Cont.	Cont. Type	Laboratory Sample #	Analyses Requested										Comments
1. <b>INFC</b>	<b>10/20/95/15:15</b>	<b>AIR</b>	<b>1</b>	<b>EAG</b>		/										
2. <b>CFE</b>	<b>11/20/95/15:00</b>	<b>AIR</b>	<b>1</b>	<b>↓</b>		/										
3.																
4.																
5.																
6.																
7.																
8.																
9.																
10.																

Relinquished By: <b>[Signature]</b>	Date: <b>10/20/95</b>	Time: <b>7:15</b>	Received By: <b>[Signature]</b>	Date:	Time:
Relinquished By:	Date:	Time:	Received By:	Date:	Time:
Relinquished By:	Date:	Time:	Received By Lab: <b>[Signature]</b>	Date: <b>10/20/95</b>	Time: <b>17:13</b>

Were Samples Received in Good Condition?  Yes  No      Samples on Ice?  Yes  No      Method of Shipment \_\_\_\_\_      Page **1** of **1**

To be completed upon receipt of report:

1) Were the analyses requested on the Chain of Custody reported?  Yes  No    If no, what analyses are still needed? \_\_\_\_\_

2) Was the report issued within the requested turnaround time?  Yes  No    If no, what was the turnaround time? \_\_\_\_\_

Approved by: \_\_\_\_\_ Signature: \_\_\_\_\_ Company: \_\_\_\_\_ Date: \_\_\_\_\_

Pink - Client

Yellow - Laboratory

White - Laboratory

SITE INFORMATION FORM

Identification

Project # 310058 SA

Station # 5760

Site Address: UNOCAL

376 LEWELUNG RD

SAN LORENZO

County: \_\_\_\_\_

Project Manager: C York

Requestor: "

Client: UNOCAL

Project Type

1st Time Visit

Quarterly

1st  2nd  3rd  4th

Monthly Initials Date

Semi-Monthly RY 11/6/95

Weekly Copy/Dist. RY ↓

One time event

Other: \_\_\_\_\_

Client P.O.C.: \_\_\_\_\_

Date of Request \_\_\_\_\_

Ideal field date(s): \_\_\_\_\_

Check Appropriate Category

Budget Hrs. (4)

Actual Hrs. \_\_\_\_\_

Mob de Mob \_\_\_\_\_

Field Tasks: For General Description

circle one:

Priority: 1. (emergency, must be done within 24 hrs); 2. (next visit); 3. (when available)

ARRIVED = 10:00  
DEPART = 12:00

TAKE INFL/REFL GWS SAMPLES - TPH-g/ISTEX - SEQUOIA  
OPTIMIZE SVE/GWS PERFORMANCE. RECORD GWS TOTALIZER READING  
T SVE HOUR METER READING.

INSTALL SEC. CONTAIN SWITCH IN GWS CONTAINMENT PAN. (M. GUBRO)  
PURCHASE + INSTALL WIRE + FLEX CONDUIT TO CONNECT SWITCH  
TO GWS PANEL (TERMINAL BLOCK, ACROSS 3+4 - LABELED "LAH")

LEAVE AIR + WATER DISCHARGE PERMITS ON SITE IN PANEL, (M. GUBRO)  
INSTALL PROP 65 + EMERGENCY RESPONSE SIGNS ON FENCE.

Comments, remarks, etc. from Field Staff (include problems encountered and out-of-scope work)

GWS TOTALIZER = 0004040 \* 5 FULL DRUMS INSIDE Treatment Compound.  
SVE HOURS = 00270 \* Closed Dilution Valve slightly to INCREASE WELL FIELD UQC. TO 57" H<sub>2</sub>O  
UQC = 4

Samples taken  Samples not required  Soil Vapor  Groundwater

Weekly  Semi-Monthly  Monthly  Quarterly  Semi-Annual

PACIFIC ENVIRONMENTAL GROUP, INC.

Completed by: MG

Date: 10/30/95

Checked by: \_\_\_\_\_



Company Name: Doc. Edu. Grp. Project Name: 376 Kewelling Blvd, San Lorenzo  
 Address: 2025 Gateway Pl. #440 UNOCAL Project Manager: Tina Berry  
 City: San Jose State: CA Zip Code: 95010 Release #: 310-058.5A  
 Telephone: 408447500 FAX #: 408447539 Site #: 5760  
 Report To: Chuck York Sampler: Mark Gubrud QC Data:  Level D (Standard)  Level C  Level B  Level A

Turnaround  10 Work Days  5 Work Days  3 Work Days  
 Time:  2 Work Days  1 Work Day  2-8 Hours  
 CODE:  Misc.  Detect.  Eval.  Remed.  Demol.  Closure

Drinking Water  Waste Water  Other Gas/BTEX  
 Analyses Requested

Client Sample I.D.	Date/Time Sampled	Matrix Desc.	# of Cont.	Cont. Type	Laboratory Sample #	Analyses Requested										Comments		
1. <u>INFL</u>	<u>10/30/95</u>	<u>MB</u>	<u>3</u>	<u>Uca</u>		<u>Gas/BTEX</u>												
2. <u>EFFL</u>	<u>10/31/95</u>	<u>↓</u>	<u>↓</u>	<u>↓</u>														
3.																		
4.																		
5.																		
6.																		
7.																		
8.																		
9.																		
10.																		

Relinquished By: <u>[Signature]</u>	Date: <u>10/31/95</u>	Time: <u>7:41</u>	Received By:	Date:	Time:
Relinquished By:	Date:	Time:	Received By:	Date:	Time:
Relinquished By:	Date:	Time:	Received By Lab:	Date:	Time:

Were Samples Received in Good Condition?  Yes  No      Samples on Ice?  Yes  No      Method of Shipment \_\_\_\_\_      Page \_\_\_ of \_\_\_

To be completed upon receipt of report:  
 1) Were the analyses requested on the Chain of Custody reported?  Yes  No If no, what analyses are still needed? \_\_\_\_\_  
 2) Was the report issued within the requested turnaround time?  Yes  No If no, what was the turnaround time? \_\_\_\_\_  
 Approved by: \_\_\_\_\_ Signature: \_\_\_\_\_ Company: \_\_\_\_\_ Date: \_\_\_\_\_

Pink - Client

Yellow - Laboratory

White - Laboratory

SITE INFORMATION FORM

Identification

Project # 3100583A

Station # 5760

Site Address: UNOCAL

376 LEWELING BLVD.

SAN LORENZO

County: \_\_\_\_\_

Project Manager: York

Requestor: \_\_\_\_\_

Client: UNOCAL

Project Type

1st Time Visit

Quarterly

1st  2nd  3rd  4th

Frequency	initials	Date
<input checked="" type="checkbox"/> Monthly		
<input checked="" type="checkbox"/> Semi-Monthly	<u>F/S</u>	<u>12/1/95</u>
<input type="checkbox"/> Weekly		
<input type="checkbox"/> One time event	<u>Coop/Dist</u>	<u>H</u>
<input type="checkbox"/> Other:		

Client P.O.C.: TINA BOBBY

Date of Request \_\_\_\_\_

Ideal field date(s) 11/30

Check Appropriate Category

Budget Hrs. \_\_\_\_\_

Actual Hrs. 3.0

Mob de Mob 1.5

Field Tasks: For General Description

circle one:

Priority: 1. (emergency, must be done within 24 hrs); 2. (next visit); 3. (when available)

SEMI-MONTHLY: DATA COLLECTION / SYSTEM OPTIMIZATION  
FILL OUT ATTACHED DATA SHEET COMPLETELY  
OPTIMIZE GWS / SVE SYSTEMS

MONTHLY: SVE => FID READINGS FROM INFL, MID-1, EFFL FOR  
ISAQMD COMPLIANCE (MOST SET)  
GWS => TAKE INFL + EFFL WATER SAMPLES FOR  
LAB ANALYSIS (SEQUOIA) TPH-g / BTEX  
PERFORM REGULAR SEMI-MONTHLY TASKS  
LISTED ABOVE + ON FIELD DATA SHEET  
TAKE INFL AIR BAG - SEQUOIA ANALYT. - TPH-g / BTEX

Comments, remarks, etc. from Field Staff (include problems encountered and out-of-scope work)

- RESTART SYSTEM AFTER FILTER CHANGEOUT. SEE DATA  
- Recommend REPLACING 0-10" H<sub>2</sub>O MAGNETIC WITH 0-2" H<sub>2</sub>O FOR BETTER  
RESOLUTION - 0.2" FLOW

Samples taken  Samples not required  Soil Vapor  Groundwater

Weekly  Semi-Monthly  Monthly  Quarterly  Semi-Annual

Completed by: John Maxwell Date: 11-30-95

Checked by: \_\_\_\_\_

Soil Vapor and Groundwater Extraction System  
 Unocal Service Station 5760  
 376 Lewelling Boulevard  
 San Lorenzo, California  
 310-058.5A

Name: JOHN MADIX Date/Time: 11.30.95/0740

TREATMENT SYSTEM READINGS			
SVE Operational Upon Arrival?	NO-NO APPARENT CAUSE FOR SHUTDOWN	GWS Operational Upon Arrival?	Yes NO (SEE SVE)
Liquid Carbon #1 Pressure (psi)	4 psi	SVE Blower Hour Meter Reading	00927.30
Liquid Carbon #2 Pressure (psi)	2 psi	Total Vacuum from Wells (" of H2O)	60" H2O
Electric Meter (kw-hrs)	02061 Kw-hr	Manual Air Dilution Valve Position?	CLOSED
SVE Total Air Flow To Carbon (cfm)	0.2" = 40 cfm	Post-Dilution SVE Air Flow To Carbon (cfm)	0.2" = 40 cfm
GWS Totalizer (gallons)	0007751	Bag Filter Pressure (psi). Filt Changed?	26 psi BEFORE CHANGE / 6 psi AFTER CHANGE OUT
GWS Second Cont. Switch Operational?	YES	Was the Oil Changed This Month on Blower?	GREASED DRIVE SIDE BEARINGS; SEE BELOW
SVE Influent FID Reading (ppm)	WC=125 WOC=250	SVE Effluent FID Reading (ppm)	MIP WC=160 WOC=190 EFFC WC=165 WOC=195

- BLOWER AMP DRAW = 13.55/13.62
- PUMP 1 AMPERAGE DRAW = 3.54
- PUMP 2 " " = 3.48
- NEED REPLACEMENT FILTERS ROSEDALE 8" x 30"
- VAPOR RECIRC OPEN ~ 70%
- Blower oil - AEON PD BLOWER LUBRICANT (4500-7500 HRS)  
 GARDNER DENVER IMD 1-800-245-4946  
 SUTORBILT BLOWER G ABL.BLA MODEL.



Company Name: <u>PACIFIC ENVIRONMENTAL GROUP</u>		Project Name: <u>376 LUGWELLING BLVD SAN LORENZO</u>	
Address: <u>2025 GATEWAY PL. STE 440</u>		UNOCAL Project Manager: <u>TINA BERRY</u>	
City: <u>SAN JOSE</u> State: <u>CA</u> Zip Code: <u>95110</u>	Release #: <u>310-058.5A</u>		
Telephone: <u>408 441-4700</u> FAX #: <u>441-7539</u>	Site #: <u>5760</u>		
Report To: <u>MAREE DODEN</u>	Sampler: <u>JOHN MADDOX</u>	QC Data: <input checked="" type="checkbox"/> Level D (Standard) <input type="checkbox"/> Level C <input type="checkbox"/> Level B <input type="checkbox"/> Level A	

Turnaround  10 Work Days  5 Work Days  3 Work Days  
 Time:  2 Work Days  1 Work Day  2-8 Hours

Analyses Requested  
 Drinking Water  
 Waste Water  
 Other GWS

CODE:  Misc.  Detect.  Eval.  Remed.  Demol.  Closure

Client Sample I.D.	Date/Time Sampled	Matrix Desc.	# of Cont.	Cont. Type	Laboratory Sample #	[Diagonal Hatching]										Comments	
1. <u>INFL</u>	<u>11.30.95/0940</u>	<u>W</u>	<u>3</u>	<u>VOA/Hd</u>		<u>LAB/BTEX</u>											
2. <u>EFFL</u>	<u>11.30.95/0935</u>	<u>↓</u>	<u>3</u>	<u>↓ ↓</u>													
3.																	
4.																	
5.																	
6.																	
7.																	
8.																	
9.																	
10.																	

Relinquished By: <u>[Signature]</u>	Date: <u>11.30.95</u> Time: <u>1120</u>	Received By:	Date:	Time:	
Relinquished By:	Date:	Time:	Received By:	Date:	Time:
Relinquished By:	Date:	Time:	Received By Lab:	Date:	Time:

Were Samples Received in Good Condition?  Yes  No      Samples on Ice?  Yes  No      Method of Shipment COURIER      Page 1 of 1

To be completed upon receipt of report:

1) Were the analyses requested on the Chain of Custody reported?  Yes  No If no, what analyses are still needed? \_\_\_\_\_

2) Was the report issued within the requested turnaround time?  Yes  No If no, what was the turnaround time? \_\_\_\_\_

Approved by: \_\_\_\_\_ Signature: \_\_\_\_\_ Company: \_\_\_\_\_ Date: \_\_\_\_\_

Pink - Client

Yellow - Laboratory

White - Laboratory

Company Name: <b>PACIFIC ENVIRONMENTAL GROUP</b>		Project Name: <b>376 LUELLING BLVD. SAN LORENZO</b>	
Address: <b>2025 GATEWAY PL. STE 440</b>		UNOCAL Project Manager: <b>TINA BERRY</b>	
City: <b>SAN JOSE</b>	State: <b>CA</b>	Zip Code: <b>95110</b>	Release #: <b>310-058, SA</b>
Telephone: <b>408 441-7500</b>		FAX #: <b>441-7539</b>	
Report To: <b>MARCE DODSON</b>		Sampler: <b>JOHN MADDOX</b>	
Turnaround: <input checked="" type="checkbox"/> 10 Work Days <input type="checkbox"/> 5 Work Days <input type="checkbox"/> 3 Work Days		QC Data: <input checked="" type="checkbox"/> Level D (Standard) <input type="checkbox"/> Level C <input type="checkbox"/> Level B <input type="checkbox"/> Level A	
Time: <input type="checkbox"/> 2 Work Days <input type="checkbox"/> 1 Work Day <input type="checkbox"/> 2-8 Hours		Site #: <b>5760</b>	

CODE:  Misc.     Detect.     Eval.     Remed.     Demol.     Closure     Other

Drinking Water     Waste Water     AIR     Other

Client Sample I.D.	Date/Time Sampled	Matrix Desc.	# of Cont.	Cont. Type	Laboratory Sample #	Analyses Requested										Comments				
1. <b>INFL</b>	<b>11.30.95/0920</b>	<b>AIR</b>	<b>1</b>	<b>TEDLAR BAG</b>	<b>X</b>	<div style="border: 1px solid black; padding: 5px; display: inline-block;"> <b>CAS/BOX</b> </div>										<b>Lab:</b> Please call <del>X276</del> if any <b>MIRE</b> hits occur before completing Report & quantifying				
2. <b>GFPL</b>	<b>↓ / 0930</b>	<b>AIR</b>	<b>1</b>	<b>↓</b>	<b>X</b>															
3.																				
4.																				
5.																				
6.																				
7.																				
8.																				
9.																				
10.																				

Relinquished By: <b>J. Maddox</b>	Date: <b>11.30.95</b>	Time: <b>1120</b>	Received By:	Date:	Time:
Relinquished By:	Date:	Time:	Received By:	Date:	Time:
Relinquished By:	Date:	Time:	Received By Lab:	Date:	Time:

Were Samples Received in Good Condition?  Yes  No   
 Samples on Ice?  Yes  No   
 Method of Shipment: COURIER   
 Page 1 of 1

To be completed upon receipt of report:

1) Were the analyses requested on the Chain of Custody reported?  Yes  No If no, what analyses are still needed? \_\_\_\_\_  
 2) Was the report issued within the requested turnaround time?  Yes  No If no, what was the turnaround time? \_\_\_\_\_

Approved by: \_\_\_\_\_ Signature: \_\_\_\_\_ Company: \_\_\_\_\_ Date: \_\_\_\_\_

Pink - Client  
 Yellow - Laboratory  
 White - Laboratory

SITE INFORMATION FORM

Identification

Project # 310058 <sup>5A</sup>  
Station # 5760  
Site Address: UNOCAL  
376 LEWELLING BLVD.  
CAN LORRENZO  
County: \_\_\_\_\_  
Project Manager: C. York  
Requestor: \_\_\_\_\_  
Client: UNOCAL

Project Type

1st Time Visit

Quarterly  
 1st  2nd  3rd  4th

Frequency	Initials	Date
<input checked="" type="checkbox"/> Monthly		
<input checked="" type="checkbox"/> Semi-Monthly	RY	12/14/95
<input type="checkbox"/> Weekly		
<input type="checkbox"/> Copy/Dist.	RY	12/15/95
<input type="checkbox"/> One time event		
<input type="checkbox"/> Other:	_____	

Client P.O.C.: \_\_\_\_\_  
Date of Request \_\_\_\_\_  
Ideal field date(s): 11/30

Check Appropriate Category

Budget Hrs. \_\_\_\_\_  
Actual Hrs. 1.5  
Mob de Mob 1.5

Field Tasks: For General Description

circle one:  
Priority: 1. (emergency, must be done within 24 hrs); 2. (next visit); 3. (when available)

SEMI-MONTHLY: DATA COLLECTION / SYSTEM OPTIMIZATION  
FILL OUT ATTACHED DATA SHEET COMPLETELY  
OPTIMIZE GWS / SVE SYSTEMS

MONTHLY: SVE => FID READINGS FROM INFL, MID-1, EFFL FOR  
ISAQMD COMPLIANCE (MOST BET)  
GWS => TAKE INFL + EFFL WATER SAMPLES FOR  
LAR ANALYSIS (SEQUOIA) TPH-g / BTEX  
PERFORM REGULAR SEMI-MONTHLY TASKS  
LISTED ABOVE + ON FIELD DATA SHEET  
TAKE INFL AIR BAG- SEQUOIA ANALYT. TPH-g / BTEX

Comments, remarks, etc. from Field Staff (include problems encountered and out-of-scope work)

- TIGHTENED BLOWER DRIVE BELTS  
- REPLACED BLOWN 1 AMP FUSE FOR K.O. TRANSFER PUMP  
WITH 10 AMP FUSE.

Samples taken  Samples not required  Soil Vapor  Groundwater  
 Weekly  Semi-Monthly  Monthly  Quarterly  Semi-Annual

Completed by: J. W. MADDOX Date: 12-8-95  
Checked by: \_\_\_\_\_

Soil Vapor and Groundwater Extraction System  
 Unocal Service Station 5760  
 376 Lewelling Boulevard  
 San Lorenzo, California  
 310-058.5A

Name: Joshua Maddox Date/Time: 12.8.95/0855

TREATMENT SYSTEM READINGS			
SVE Operational Upon Arrival?	Yes	GWS Operational Upon Arrival?	Yes
Liquid Carbon #1 Pressure (psi)	35 psi	SVE Blower Hour Meter Reading	01120.26
Liquid Carbon #2 Pressure (psi)	2 psi	Total Vacuum from Wells (" of H2O)	<del>67" (F1172)</del> Before 52" H <sub>2</sub> O / 68" After 50" H <sub>2</sub> O / 64"
Electric Meter (kw-hrs)	02491 KwHr	Manual Air Dilution Valve Position?	CLOSED
SVE Total Air Flow To Carbon (cfm)	0.10" = 28 cfm / 0.25" = 45 cfm	Post-Dilution SVE Air Flow To Carbon (cfm)	NO DILUTION
GWS Totalizer (gallons)	0009,171	Bag Filter Pressure (psi). Filt Changed?	4 psi / NO, OK
GWS Second Cont. Switch Operational?	OK	Was the Oil Changed This Month on Blower?	NO-OK
SVE Influent FID Reading (ppm)	WC=30 WOC=39 ppm	SVE Effluent FID Reading (ppm)	WC=20 ppm WOC=36 ppm

SITE INFORMATION FORM

Identification

Project # 3100583A

Station # 5760

Site Address: UNOCAL

376 LEWELLING BLDG.

SAN LORENZO

County: \_\_\_\_\_

Project Manager: C. York

Requestor: \_\_\_\_\_

Client: UNOCAL

Project Type

1st Time Visit

Quarterly

1st  2nd  3rd  4th

Monthly Initials Date

Semi-Monthly 21 12/24/95

Weekly Copy/Dist. 24 ↓

One time event

Other: \_\_\_\_\_

Client P.O.C.: \_\_\_\_\_

Date of Request \_\_\_\_\_

Ideal field date(s): 11/30

Check Appropriate Category

Budget Hrs. \_\_\_\_\_

Actual Hrs. 2.0

Mob de Mob 1.5

Field Tasks: For General Description

circle one:

Priority: 1. (emergency, must be done within 24 hrs); 2. (next visit); 3. (when available)

SEMI-MONTHLY: DATA COLLECTION / SYSTEM OPTIMIZATION  
FILL OUT ATTACHED DATA SHEET COMPLETELY  
OPTIMIZE GWS / SVE SYSTEMS

MONTHLY: SVE => FID READINGS FROM (INFL MID-1) EFFL FOR  
ISAAQMD COMPLIANCE (MOST BET)  
GWS => TAKE INFL + EFFL WATER SAMPLES FOR  
LAB ANALYSIS (SEQUOIA) TPH-g / BTEX EFFL pH, Temp -> Record  
PERFORM REGULAR SEMI-MONTHLY TASKS LISTED ABOVE +  
ON FIELD DATA SHEET  
TAKE INFL AIR BAG SEQUOIA ANALYT. TPH-g / BTEX.

Comments, remarks, etc. from Field Staff (include problems encountered and out-of-scope work)

- SAMPLED MID AND EFFL SVE PER CHECK  
- NOTE LACK OF DRAWDOWN IN U-1 AND U-3 GWE WELLS

Samples taken  Samples not required  Soil Vapor  Groundwater

Weekly  Semi-Monthly  Monthly  Quarterly  Semi-Annual

PACIFIC ENVIRONMENTAL GROUP, INC.

Completed by: John Maddox

Date: 12.27.95

Checked by: \_\_\_\_\_

Soil Vapor and Groundwater Extraction System  
 Unocal Service Station 5760  
 376 Lewelling Boulevard  
 San Lorenzo, California  
 310-058.5A

Name: OTTO MADDOX Date/Time: 12.27.95/1000

TREATMENT SYSTEM READINGS				
SVE Operational Upon Arrival?	YES		GWS Operational Upon Arrival?	YES
Liquid Carbon #1 Pressure (psi)	3 psi		SVE Blower Hour Meter Reading	01576.71
Liquid Carbon #2 Pressure (psi)	2 psi		Total Vacuum from Wells (" of H2O)	67" H2O BEFORE FILTER 64" H2O AFTER
Electric Meter (kw-hrs)	03707		Manual Air Dilution Valve Position?	FULLY CLOSED
SVE Total Air Flow To Carbon (cfm)	0.14" H2O = 34 cfm		Post-Dilution SVE Air Flow To Carbon (cfm)	SAME AS TOTAL FLOW
GWS Totalizer (gallons)	0015031 GAL		Bag Filter Pressure (psi). Filt Changed?	<del>30 psi IN / 8 psi OUT</del> YES 30 psi IN / 5 psi OUT
GWS Second Cont. Switch Operational?	YES		Was the Oil Changed This Month on Blower?	NO
SVE Influent FID Reading (ppm)	WC = 3 ppm WOC = 9 ppm	M.I.D. WC = 7 ppm WOC = 15 ppm	SVE Effluent FID Reading (ppm)	WC = 7 ppm WOC = 17 ppm
GWS Effl. pH	7.05		GWS Effl. Temp	64.2°F

DTW T2B { U1 = 17.50  
U3 = 16.53

BOTH PUMPS DRAW ~ 3.20 AMPS WHILE CYCLING BRIEFLY - LITTLE DRAWDOWN OBSERVED

Company Name: <u>PERE ENVIRONMENTAL GROUP</u>			Project Name: <u>576 LEWELLING BLVD SAN LORENZO</u>		
Address: <u>2025 GATEWAY PL STE 440</u>			UNOCAL Project Manager: <u>TINA BERRY</u>		
City: <u>SAN JOSE</u> State: <u>CA</u>		Zip Code: <u>95110</u>		Release #: <u>310-058.SA</u>	
Telephone: <u>408 441-7500</u>		FAX #: <u>441-7539</u>		Site #: <u>5760</u>	
Report To: <u>MARIE DODEN</u>		Sampler: <u>JOHN MADDOX</u>		QC Data: <input checked="" type="checkbox"/> Level D (Standard) <input type="checkbox"/> Level C <input type="checkbox"/> Level B <input type="checkbox"/> Level A	

Turnaround  10 Work Days     5 Work Days     3 Work Days  
 Time:     2 Work Days     1 Work Day     2-8 Hours

CODE:     Misc.     Detect.     Eval.     Remed.     Demol.     Closure

Drinking Water     Waste Water     Other

**Analyses Requested**

Client Sample I.D.	Date/Time Sampled	Matrix Desc.	# of Cont.	Cont. Type	Laboratory Sample #	Analyses Requested										Comments								
1. <u>INFL</u>	<u>12.27.95/1110</u>	<u>AIR</u>	<u>1</u>	<u>TEDLAR</u>		X																		
2. <u>MID</u>	<u>1/1140</u>	<u>↓</u>	<u>1</u>	<u>↓</u>		X																		
3. <u>GRF</u>	<u>1/1135</u>	<u>↓</u>	<u>1</u>	<u>↓</u>		X																		
4.																								
5.																								
6.																								
7.																								
8.																								
9.																								
10.																								

Relinquished By: <u>John Maddox</u>	Date: <u>12.28.95</u>	Time: <u>11:00</u>	Received By:	Date:	Time:
Relinquished By:	Date:	Time:	Received By:	Date:	Time:
Relinquished By:	Date:	Time:	Received By Lab:	Date:	Time:

Were Samples Received in Good Condition?  Yes  No   
 Samples on Ice?  Yes  No   
 Method of Shipment COURIER   
 Page 1 of 1

To be completed upon receipt of report:

1) Were the analyses requested on the Chain of Custody reported?  Yes  No If no, what analyses are still needed? \_\_\_\_\_  
 2) Was the report issued within the requested turnaround time?  Yes  No If no, what was the turnaround time? \_\_\_\_\_

Approved by: \_\_\_\_\_ Signature: \_\_\_\_\_ Company: \_\_\_\_\_ Date: \_\_\_\_\_

Pink - Client  
 Yellow - Laboratory  
 White - Laboratory

Company Name: <u>Pacific Environmental Group</u>			Project Name: <u>376 LEWELLING BLVD SAN LORENZO</u>		
Address: <u>2025 GARDWAY PL STE 410</u>			UNOCAL Project Manager: <u>TINA BERRY</u>		
City: <u>SAN JOSE</u>	State: <u>CA</u>	Zip Code: <u>95110</u>	Release #: <u>310-058.5A</u>		
Telephone: <u>408 441-7500</u>		FAX #: <u>441-7539</u>	Site #: <u>5760</u>		
Report To: <u>MARCE DOEN</u>		Sampler: <u>JOHN MADROX</u>		QC Data: <input checked="" type="checkbox"/> Level D (Standard) <input type="checkbox"/> Level C <input type="checkbox"/> Level B <input type="checkbox"/> Level A	

Turnaround <input checked="" type="checkbox"/> 10 Work Days <input type="checkbox"/> 5 Work Days <input type="checkbox"/> 3 Work Days	<b>Analyses Requested</b> <input type="checkbox"/> Drinking Water <input type="checkbox"/> Waste Water <input checked="" type="checkbox"/> Other <u>GW</u>
Time: <input type="checkbox"/> 2 Work Days <input type="checkbox"/> 1 Work Day <input type="checkbox"/> 2-8 Hours	
<b>CODE:</b> <input type="checkbox"/> Misc. <input type="checkbox"/> Detect. <input type="checkbox"/> Eval. <input checked="" type="checkbox"/> Remed. <input type="checkbox"/> Demol. <input type="checkbox"/> Closure	

Client Sample I.D.	Date/Time Sampled	Matrix Desc.	# of Cont.	Cont. Type	Laboratory Sample #	Analyses Requested										Comments				
1. <u>INFL</u>	<u>12.27.95/1055</u>	<u>W</u>	<u>3</u>	<u>VOL/Hd</u>		<u>X</u>														
2. <u>GFL</u>	<u>↓ / 1050</u>	<u>↓</u>	<u>3</u>	<u>↓ ↓</u>		<u>X</u>														
3.																				
4.																				
5.																				
6.																				
7.																				
8.																				
9.																				
10.																				

Relinquished By: <u>skillelor</u>	Date: <u>12.28.95</u>	Time: <u>0700</u>	Received By:	Date:	Time:
Relinquished By:	Date:	Time:	Received By:	Date:	Time:
Relinquished By:	Date:	Time:	Received By Lab:	Date:	Time:

Were Samples Received in Good Condition?  Yes  No   
 Samples on Ice?  Yes  No   
 Method of Shipment COURIER   
 Page 1 of 1

To be completed upon receipt of report:

1) Were the analyses requested on the Chain of Custody reported?  Yes  No If no, what analyses are still needed? \_\_\_\_\_  
 2) Was the report issued within the requested turnaround time?  Yes  No If no, what was the turnaround time? \_\_\_\_\_

Approved by: \_\_\_\_\_ Signature: \_\_\_\_\_ Company: \_\_\_\_\_ Date: \_\_\_\_\_

Pink - Client

Yellow - Laboratory

White - Laboratory