

ENVIRONMENTAL
CORPORATION
97 MAY 09 AM 11 11



Chevron

May 14, 1997

Ms. Juliet Shin
Alameda County Health Care Services
Department of Environmental Health
1131 Harbor Bay Parkway, Suite 250
Alameda, CA 94502-6577

Chevron Products Company
6001 Bollinger Canyon Road
Building L
San Ramon, CA 94583
P.O. Box 6004
San Ramon, CA 94583-0904

Marketing - Sales West
Phone 510 842-9500

**Re: Former Chevron Service Station #9-1153
3126 Fernside Boulevard, Alameda, California**

Dear Ms. Shin:

Enclosed is the Second Quarter Groundwater Monitoring Report for 1997, that was prepared by our consultant Blaine Tech Services, Inc. for the above noted site. Samples were analyzed for TPH-g, BTEX and MtBE constituents.


Separate phase hydrocarbons (SPH) continued to be detected in monitoring well C-1 and 1.645 gallons was removed since the last quarterly event. Monitoring wells C-3, MW-4, MW-8, MW-9 and MW-10 were below method detection limits for all constituents, while well MW-10 was below method detection limits for the TPH-g and BTEX constituents.

Depth to the ground water varied from 2.11 feet to 4.60 feet below grade with a direction of flow fluctuating from northeasterly to southeasterly to southerly.

As noted in your letter of April 25, 1997, Chevron will reduce the schedule to remove separate phase hydrocarbons that accumulates in monitoring well C-1, from weekly to once a month. I have also requested that our consultant analyze the samples for the bio-indicator parameters as noted in your letter of April 25. These analyzes will be noted on future reports. Quarterly sampling will be continued on the remaining wells. Ar

If you have any questions or comments, call me at (510) 842-9136.

Sincerely,
CHEVRON PRODUCTS COMPANY


Philip R. Briggs
Site Assessment and Remediation Project Manager

Enclosure

May 14, 1997
Ms. Juliet Shin
Former Chevron Service Station # 9-1153
Page 2

cc. Ms. Bette Owen, Chevron

Mr. Larry Bolton
State Farm Insurance
2509 Santa Clara Avenue
Alameda, CA 94501

BLAINE
TECH SERVICES INC.



1680 ROGERS AVENUE
SAN JOSE, CALIFORNIA 95112
(408) 573-7771 FAX
(408) 573-0555 PHONE

ENVIRONMENTAL
PROTECTION

97 MAY 20 PM 3:11

April 30, 1997

Phil Briggs
Chevron U.S.A. Products Company
P.O. Box 6004
San Ramon, CA 94583-0904

2nd Quarter 1997 Monitoring at 9-1153

Second Quarter 1997 Groundwater Monitoring at
Chevron Service Station Number 9-1153
3126 Fernside Blvd.
Alameda, CA

Monitoring Performed on April 3, 1997

Groundwater Sampling Report 970403-C-1

This report covers the routine quarterly monitoring of groundwater wells at this Chevron facility. Blaine Tech Services, Inc.'s work at the site includes inspection, gauging, evacuation, purgewater containment, sample collection and sample handling in accordance with standard procedures that conform to Regional Water Quality Control Board requirements.

Routine field data collection includes depth to water, total well depth, thickness of any separate immiscible layer, water column volume, calculated volume of a three-case volume purge, elapsed evacuation time, total volume of water removed, and standard water parameter instrument readings. Sample material is collected, contained, stored, and transported to the laboratory in conformance with EPA standards. Purgewater is, likewise, collected and transported to McKittrick Waste Treatment Site for disposal.

Basic field information is presented alongside analytical values excerpted from the laboratory report in the cumulative table of **WELL DATA AND ANALYTICAL RESULTS**. The full analytical report for the most recent samples is located in the **Analytical Appendix**. The table

also contains new groundwater elevation calculations taken from the computer plotted gradient map which is located in the **Professional Engineering Appendix**.

At a minimum, Blaine Tech Services, Inc. field personnel are certified upon completion of a forty-hour Hazardous Materials and Emergency Response training course per 29 CFR 1910.120. Field personnel are also enrolled in annual eight hour refresher courses.

Blaine Tech Services, Inc. conducts sampling and documentation assignments of this type as an independent third party. In order to avoid compromising the objectivity necessary for the proper and disinterested performance of this work, Blaine Tech Services, Inc. concentrates on objective data collection and does not participate in the interpretation of analytical results, the definition of geological or hydrological conditions, the formulation of recommendations, or the marketing of remedial systems.

Please call if you have any questions.

Yours truly,

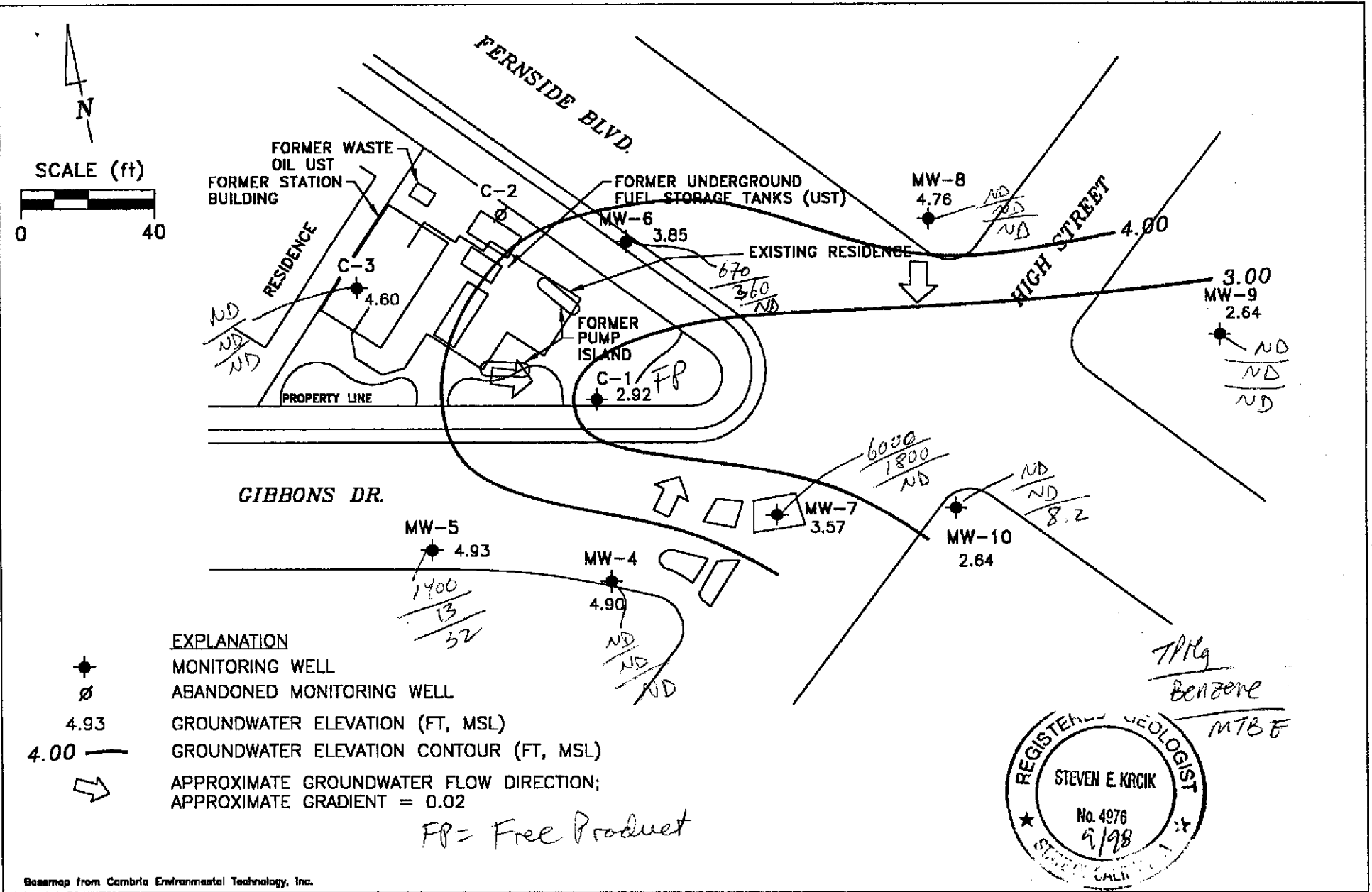
A handwritten signature in black ink, appearing to read "Francis Thie", written in a cursive style.

Francis Thie
Vice President

FPT/cg

attachments: Professional Engineering Appendix
Cumulative Table of Well Data and Analytical Results
Analytical Appendix
Field Data Sheets

**Professional
Engineering
Appendix**



Basemap from Cambria Environmental Technology, Inc.

PREPARED BY

RRM
engineering contracting firm

Chevron Station 9-1153
3126 Fernside Boulevard
Alameda, California

**GROUNDWATER ELEVATION
CONTOUR MAP, APRIL 3, 1997**

**FIGURE:
1
PROJECT:
DAC04**

Table of Well Data and Analytical Results

Cumulative Table of Well Data and Analytical Results

Vertical Measurements are in feet.

Volumetric Measurements are in gallons.

Analytical results are in parts per billion (ppb)

DATE	Well Head Elev.	Ground Water Elev.	Depth To Water	SPH Thickness	SPH Removed	Total SPH Removed	Notes	TPH-Gasoline	Benzene	Toluene	Ethyl-Benzene	Xylene	MTBE	Other
C-1														
08/18/86	--	--	4.10	--	--	--	--	--	--	--	--	--	--	--
09/04/86	--	--	--	--	--	--	--	15,000	760	820	1500	--	--	--
07/22/87	--	--	--	--	--	--	--	1100	250	7.0	40	--	--	--
05/03/89	--	--	4.46	--	--	--	--	6900	3800	190	229	--	--	--
12/04/89	--	--	4.16	--	--	--	--	17,000	8000	490	470	--	--	--
02/14/90	--	--	3.64	--	--	--	--	19,000	12,000	990	1050	--	--	--
03/07/90	--	--	3.36	--	--	--	--	--	4260	261	430	--	--	--
09/06/91	--	--	4.43	--	--	--	--	21,000	10,000	100	240	560	--	--
12/15/91	--	--	4.78	--	--	--	--	20,000	4900	43	110	330	--	--
03/03/92	--	--	2.39	--	--	--	--	13,000	5800	730	340	1200	--	--
06/04/92	4.08	0.00	4.08	--	--	--	--	34,000	9400	350	290	1200	--	--
10/13/92	4.08	-0.67	4.75	--	--	--	--	24,000	11,000	98	280	530	--	--
01/11/93	4.08	1.82	2.26	Sheen	--	--	--	7100	1500	130	150	700	--	--
04/14/93	4.08	1.18	2.90	Sheen	--	--	--	29,000	7300	4000	640	2300	--	--
07/13/93	4.08	0.11	3.97	Sheen	--	--	--	650,000	27,000	18,000	6300	29,000	--	--
10/19/93	4.08	-0.42	4.50	--	--	--	--	40,000	12,000	730	1100	3600	--	--
11/30/93	7.50	3.23	4.27	--	--	--	--	--	--	--	--	--	--	--
01/27/94	7.50	4.15	3.35	--	--	--	--	36,000	8600	220	670	1900	--	--
04/07/94	7.50	4.08	3.42	--	--	--	--	53,000	12,000	3500	480	3300	--	--
07/01/94	7.50	3.54	3.96	--	--	--	--	65,000	19,000	5900	1000	9000	--	--
10/05/94	7.50	3.11	4.39	--	--	--	--	160,000	23,000	12,000	2200	11,000	--	--
01/12/95	7.50	6.38	1.52	0.50	0.264	0.264	--	--	--	--	--	--	--	--
04/26/95	7.50	4.86	4.40	2.20	1.321	1.585	--	--	--	--	--	--	--	--
07/12/95	7.50	4.10	4.85	1.81	0.661	2.246	--	--	--	--	--	--	--	--
10/30/95	7.50	3.13	5.67	1.63	0.528	2.774	--	--	--	--	--	--	--	--

CONTINUED ON NEXT PAGE

Cumulative Table of Well Data and Analytical Results

Vertical Measurements are in feet.

Volumetric Measurements are in gallons.

Analytical results are in parts per billion (ppb)

DATE	Well	Ground	Depth	Total			Notes	TPH- Gasoline	Benzene	Toluene	Ethyl- Benzene	Xylene	MTBE	Other
	Head Elev.	Water Elev.	To Water	SPH Thickness	SPH Removed	SPH Removed								
C-1 (CONT'D)														
01/04/96	7.50	3.68	3.92	0.12	0.264	3.038	--	--	--	--	--	--	--	--
01/10/96	7.50	4.12	3.48	0.13	0.066	3.104	--	--	--	--	--	--	--	--
01/17/96	7.50	4.12	3.40	0.02	0.396	3.500	--	--	--	--	--	--	--	--
01/22/96	7.50	4.60	2.90	0.00	0.000	3.500	--	82,000	18,000	4400	1400	5200	<1000	--
02/23/96	7.50	4.89	4.10	1.86	0.661	4.161	--	--	--	--	--	--	--	--
02/28/96	7.50	--	--	>0.83	1.250	5.411	--	--	--	--	--	--	--	--
03/08/96	7.50	6.10	2.86	1.83	0.264	5.675	--	--	--	--	--	--	--	--
03/08/96	7.50	5.49	2.30	0.36	0.528	6.203	--	--	--	--	--	--	--	--
03/08/96	7.50	5.46	2.33	0.36	0.264	6.467	--	--	--	--	--	--	--	--
03/08/96	7.50	5.40	2.28	0.22	0.528	6.995	--	--	--	--	--	--	--	--
03/26/96	7.50	4.56	3.96	1.28	0.396	7.391	--	--	--	--	--	--	--	--
04/11/96	7.50	3.29	5.61	1.75	0.528	7.919	--	--	--	--	--	--	--	--
04/19/96	7.50	4.44	3.09	0.04	0.396	8.315	--	--	--	--	--	--	--	--
04/24/96	7.50	4.48	3.04	0.03	0.396	8.711	--	--	--	--	--	--	--	--
05/03/96	7.50	3.85	4.02	0.46	0.396	9.107	--	--	--	--	--	--	--	--
05/03/96	7.50	3.99	3.89	0.47	0.000	9.107	--	--	--	--	--	--	--	--
05/08/96	7.50	3.53	4.25	0.35	0.066	9.173	--	--	--	--	--	--	--	--
05/17/96	7.50	4.29	3.24	0.04	0.029	9.202	--	--	--	--	--	--	--	--
05/17/96	7.50	4.16	3.35	0.01	0.029	9.231	--	--	--	--	--	--	--	--
05/17/96	7.50	4.08	3.43	0.01	0.029	9.260	--	--	--	--	--	--	--	--
05/17/96	7.50	3.86	3.65	0.01	0.000	9.260	--	--	--	--	--	--	--	--
05/22/96	7.50	4.46	3.10	0.07	0.079	9.339	--	--	--	--	--	--	--	--
06/18/96	7.50	3.20	4.68	0.48	0.264	9.603	--	--	--	--	--	--	--	--
07/03/96	7.50	2.57	5.03	0.13	0.145	9.748	--	--	--	--	--	--	--	--
07/09/96	7.50	3.05	4.63	0.23	0.092	9.840	--	--	--	--	--	--	--	--
07/17/96	7.50	2.89	4.73	0.15	0.317	10.157	--	--	--	--	--	--	--	--
07/29/96	7.50	2.47	5.10	0.09	0.264	10.421	--	--	--	--	--	--	--	--
08/02/96	7.50	1.84	5.68	0.03	0.033	10.454	--	--	--	--	--	--	--	--

CONTINUED ON NEXT PAGE

Cumulative Table of Well Data and Analytical Results

Vertical Measurements are in feet.

Volumetric Measurements are in gallons.

Analytical results are in parts per billion (ppb)

DATE	Well Head Elev.	Ground Water Elev.	Depth To Water	SPH Thickness	SPH Removed	Total SPH Removed	Notes	TPH-Gasoline	Benzene	Toluene	Ethyl-Benzene	Xylene	MTBE	Other
C-1 (CONT'D)														
08/07/96	7.50	2.35	5.16	0.01	0.132	10.586	--	--	--	--	--	--	--	--
08/23/96	7.50	1.77	5.75	0.03	0.026	10.612	--	--	--	--	--	--	--	--
08/28/96	7.50	1.99	5.53	0.03	0.013	10.625	--	--	--	--	--	--	--	--
09/06/96	7.50	2.12	5.38	--	0.046	10.671	--	--	--	--	--	--	--	--
09/12/96	7.50	2.04	5.48	0.03	0.013	10.684	--	--	--	--	--	--	--	--
09/19/96	7.50	1.20	6.32	0.03	0.011	10.695	--	--	--	--	--	--	--	--
10/10/96	7.50	3.00	4.58	0.10	0.132	10.827	--	--	--	--	--	--	--	--
10/17/96	7.50	1.90	5.61	0.01	0.011	10.838	--	--	--	--	--	--	--	--
10/29/96	7.50	1.49	6.01	--	--	10.838	--	--	--	--	--	--	--	--
11/07/96	7.50	1.94	5.56	0.04	0.132	10.970	--	--	--	--	--	--	--	--
11/11/96	7.50	2.18	5.32	0.04	0.132	11.102	--	--	--	--	--	--	--	--
12/11/96	7.50	4.17	3.33	0.03	0.053	11.155	--	--	--	--	--	--	--	--
12/17/96	7.50	3.77	3.73	0.01	0.010	11.165	--	--	--	--	--	--	--	--
01/15/97	7.50	4.76	2.74	--	--	11.165	--	47,000	16,000	2800	1300	4900	<1000	--
01/22/97	7.50	6.13	1.37	0.19	0.066	11.231	--	--	--	--	--	--	--	--
02/04/97	7.50	4.52	2.98	0.51	0.145	11.376	--	--	--	--	--	--	--	--
02/20/97	7.50	3.41	4.09	0.13	0.106	11.482	--	--	--	--	--	--	--	--
03/06/97	7.50	3.75	3.75	0.56	1.189	12.671	--	--	--	--	--	--	--	--
03/14/97	7.50	3.68	3.82	0.03	0.119	12.790	--	--	--	--	--	--	--	--
03/20/97	7.50	3.77	3.73	0.03	0.013	12.803	--	--	--	--	--	--	--	--
03/25/97	7.50	3.18	4.32	0.01	--	12.803	--	--	--	--	--	--	--	--
03/31/97	7.50	3.79	3.71	0.03	0.003	12.806	--	--	--	--	--	--	--	--
04/03/97	7.50	2.92	4.60	0.03	0.004	12.810	--	--	--	--	--	--	--	--

C-2

08/18/86	--	--	--	--	--	--	--	--	--	--	--	--	--	--
09/04/86	--	--	--	--	--	--	--	1100	49	18	84	--	--	--
07/22/87	--	--	--	--	--	--	--	<50	1.8	<1.0	<4.0	--	--	--
05/03/89	--	--	--	--	--	--	Abandoned	--	--	--	--	--	--	--

Cumulative Table of Well Data and Analytical Results

Vertical Measurements are in feet.

Volumetric Measurements are in gallons.

Analytical results are in parts per billion (ppb)

DATE	Well	Ground	Depth	Total			Notes	TPH- Gasoline	Benzene	Toluene	Ethyl- Benzene	Xylene	MTBE	Other
	Head Elev.	Water Elev.	To Water	SPH Thickness	SPH Removed	SPH Removed								
C-3														
08/18/86	--	--	4.00	--	--	--	--	--	--	--	--	--	--	--
09/04/86	--	--	--	--	--	--	--	50	3.2	5.4	5.8	--	--	--
07/22/87	--	--	--	--	--	--	--	<50	<0.5	<1.0	<4.0	--	--	--
05/03/89	--	--	4.15	--	--	--	--	<50	<0.5	<1.0	<2.0	--	--	--
12/04/89	--	--	4.24	--	--	--	--	<250	<0.5	<0.5	<0.5	--	--	--
02/14/90	--	--	3.57	--	--	--	--	<50	<0.5	<0.5	<0.5	--	--	--
03/07/90	--	--	3.31	--	--	--	--	--	<5.0	<5.0	<5.0	--	--	--
09/06/91	--	--	4.59	--	--	--	--	<50	<0.5	<0.5	<0.5	<0.5	--	--
12/15/91	--	--	4.84	--	--	--	--	<50	<0.5	<0.5	<0.5	<0.5	--	--
03/03/92	--	--	2.17	--	--	--	--	<50	<0.5	<0.5	<0.5	<0.5	--	--
06/04/92	4.41	0.40	4.01	--	--	--	--	<50	<0.5	<0.5	<0.5	<0.5	--	--
10/13/92	4.41	-0.38	4.79	--	--	--	--	<50	<0.5	<0.5	<0.5	<0.5	--	--
01/11/93	4.41	2.40	2.01	--	--	--	--	<50	<0.5	<0.5	<0.5	<0.5	--	--
04/14/93	4.41	1.65	2.76	--	--	--	--	<50	<0.5	<0.5	<0.5	<0.5	--	--
07/13/93	4.41	0.45	3.96	--	--	--	--	<50	<0.5	<0.5	<0.5	<1.5	--	--
10/19/93	4.41	-0.12	4.53	--	--	--	--	66	12	1.4	1.0	8.4	--	--
11/30/93	7.83	3.79	4.04	--	--	--	--	--	--	--	--	--	--	--
01/27/94	7.83	4.66	3.17	--	--	--	--	<50	<0.5	<0.5	<0.5	<0.5	--	--
04/07/94	7.83	4.63	3.20	--	--	--	--	<50	<0.5	<0.5	<0.5	<0.5	--	--
07/01/94	7.83	3.84	3.99	--	--	--	--	<50	<0.5	<0.5	<0.5	<0.5	--	--
10/05/94	7.83	3.29	4.54	--	--	--	--	<50	<0.5	<0.5	<0.5	<0.5	--	--
01/12/95	7.83	7.03	0.80	--	--	--	--	<50	<0.5	<0.5	<0.5	<0.5	--	--
05/02/95	7.83	5.68	2.15	--	--	--	--	<50	<0.5	<0.5	<0.5	<0.5	--	--
07/12/95	7.83	4.41	3.42	--	--	--	--	<50	<0.5	<0.5	<0.5	<0.5	--	--
10/30/95	7.83	3.37	4.46	--	--	--	--	<50	<0.5	<0.5	<0.5	<0.5	<2.5	--
01/22/96	7.83	6.10	1.73	--	--	--	--	<50	<0.5	<0.5	<0.5	<0.5	<2.5	--
04/24/96	7.83	5.21	2.62	--	--	--	--	<50	<0.5	<0.5	<0.5	<0.5	<2.5	--
07/29/96	7.83	3.89	3.94	--	--	--	--	<50	<0.5	<0.5	<0.5	<0.5	<2.5	--
10/10/96	7.83	3.77	4.06	--	--	--	--	<50	<0.5	<0.5	<0.5	<0.5	<2.5	--
01/15/97	7.83	6.29	1.54	--	--	--	--	<50	<0.5	<0.5	<0.5	<0.5	<2.5	--
04/03/97	7.83	4.60	3.23	--	--	--	--	<50	<0.5	<0.5	<0.5	<0.5	<2.5	--

Cumulative Table of Well Data and Analytical Results

Vertical Measurements are in feet.

Volumetric Measurements are in gallons.

Analytical results are in parts per billion (ppb)

DATE	Well	Ground	Depth	Total			Notes	Analytical results are in parts per billion (ppb)							
	Head Elev.	Water Elev.	To Water	SPH Thickness	SPH Removed	SPH Removed		TPH-Gasoline	Benzene	Toluene	Ethyl-Benzene	Xylene	MTBE	Other	
MW-4															
06/04/92	3.58	-0.05	3.63	--	--	--	--	<50	0.8	<0.5	<0.5	<0.5	<0.5	--	--
10/13/92	3.58	--	--	--	--	--	--	--	--	--	--	--	--	--	--
01/11/93	3.58	1.69	1.89	--	--	--	--	<50	<0.5	<0.5	<0.5	<0.5	<0.5	--	--
04/14/93	3.58	1.38	2.20	--	--	--	--	<50	<0.5	<0.5	<0.5	<0.5	<1.5	--	--
07/13/93	3.58	0.07	3.51	--	--	--	--	54	2.6	1.6	<0.5	<1.5	--	--	
10/19/93	3.58	-0.64	4.22	--	--	--	--	<50	<0.5	<0.5	<0.5	<0.5	<0.5	--	--
11/30/93	7.01	3.00	4.01	--	--	--	--	--	--	--	--	--	--	--	--
01/27/94	7.01	4.12	2.89	--	--	--	--	<50	<0.5	<0.5	<0.5	<0.5	<0.5	--	--
04/07/94	7.01	3.95	3.06	--	--	--	--	<50	<0.5	<0.5	<0.5	<0.5	<0.5	--	--
07/01/94	7.01	3.42	3.59	--	--	--	--	<50	<0.5	<0.5	<0.5	<0.5	<0.5	--	--
10/05/94	7.01	2.68	4.33	--	--	--	--	<50	<0.5	<0.5	<0.5	<0.5	<0.5	--	--
01/12/95	7.01	5.81	1.20	--	--	--	--	<50	<0.5	<0.5	<0.5	<0.5	<0.5	--	--
04/26/95	7.01	5.86	1.15	--	--	--	--	<50	<0.5	<0.5	<0.5	<0.5	<0.5	--	--
07/12/95	7.01	4.29	2.72	--	--	--	--	<50	6.4	<0.5	0.63	0.72	--	--	
10/30/95	7.01	2.93	4.08	--	--	--	--	<50	<0.5	<0.5	<0.5	<0.5	<0.5	<2.5	--
01/22/96	7.01	5.25	1.76	--	--	--	--	<50	<0.5	<0.5	<0.5	<0.5	<0.5	<2.5	--
04/24/96	7.01	5.06	1.95	--	--	--	--	<50	<0.5	<0.5	<0.5	<0.5	<0.5	<2.5	--
07/29/96	7.01	3.64	3.37	--	--	--	--	<50	<0.5	<0.5	<0.5	<0.5	<0.5	<2.5	--
10/10/96	7.01	3.05	3.96	--	--	--	--	<50	<0.5	<0.5	<0.5	<0.5	<0.5	<2.5	--
01/15/97	7.01	5.74	1.27	--	--	--	--	<50	<0.5	<0.5	<0.5	<0.5	<0.5	<2.5	--
04/03/97	7.01	4.90	2.11	--	--	--	--	<50	<0.5	<0.5	<0.5	<0.5	<0.5	<2.5	--

Cumulative Table of Well Data and Analytical Results

Vertical Measurements are in feet.

Volumetric Measurements are in gallons.

Analytical results are in parts per billion (ppb)

DATE	Vertical Measurements are in feet.			Volumetric Measurements are in gallons.			Notes	Analytical results are in parts per billion (ppb)						
	Well Head Elev.	Ground Water Elev.	Depth To Water	SPH Thickness	SPH Removed	Total SPH Removed		TPH-Gasoline	Benzene	Toluene	Ethyl-Benzene	Xylene	MTBE	Other
MW-5														
06/04/92	3.61	0.36	3.25	--	--	--	--	560	110	0.5	37	2.2	--	--
10/13/92	3.61	-0.59	4.20	--	--	--	--	1200	150	<2.5	84	8.6	--	--
01/11/93	3.61	2.31	1.30	--	--	--	--	1300	48	1.0	83	33	--	--
04/14/93	3.61	2.41	1.20	--	--	--	--	2600	240	6.1	250	170	--	--
07/13/93	3.61	0.46	3.15	--	--	--	--	1700	260	7.8	160	100	--	--
10/19/93	3.61	-0.21	3.82	--	--	--	--	1900	190	3.3	200	93	--	--
11/30/93	7.04	3.48	3.56	--	--	--	--	--	--	--	--	--	--	--
01/27/94	7.04	4.62	2.42	--	--	--	--	4000	100	12	210	110	--	--
04/07/94	7.04	4.71	2.33	--	--	--	--	2600	170	10	150	88	--	--
07/01/94	7.04	3.86	3.18	--	--	--	--	2300	350	9.1	110	76	--	--
10/05/94	7.04	3.06	3.98	--	--	--	--	11,000	840	150	130	340	--	--
01/12/95	7.04	6.64	0.40	--	--	--	--	2300	82	<2.5	54	20	--	--
04/26/95	7.04	6.54	0.50	--	--	--	--	1600	52	<5.0	36	61	--	--
07/12/95	7.04	4.63	2.41	--	--	--	--	2800	150	<5.0	34	38	--	--
10/30/95	7.04	3.26	3.78	--	--	--	--	1100	81	<5.0	<5.0	<5.0	35	--
01/22/96	7.04	6.26	0.78	--	--	--	--	880	7.3	<2.0	15	4.8	<10	--
04/24/96	7.04	5.39	1.65	--	--	--	--	1600	51	3.8	14	5.6	56	--
07/29/96	7.04	--	--	--	--	--	Inaccessible	--	--	--	--	--	--	--
10/10/96	7.04	3.44	3.60	--	--	--	--	1000	18	<1.2	1.5	<1.2	<6.2	--
01/15/97	7.04	6.59	0.45	--	--	--	--	520	0.84	<0.5	3.1	1.2	8.4	--
04/03/97	7.04	4.93	2.11	--	--	--	--	1400	13	<2.0	4.3	8.4	32	--

Cumulative Table of Well Data and Analytical Results

Vertical Measurements are in feet.

Volumetric Measurements are in gallons.

Analytical results are in parts per billion (ppb)

DATE	Well Head Elev.	Ground Water Elev.	Depth To Water	Volumetric Measurements			Notes	Analytical Results (ppb)						
				SPH Thickness	SPH Removed	Total SPH Removed		TPH-Gasoline	Benzene	Toluene	Ethyl-Benzene	Xylene	MTBE	Other
MW-6														
06/04/92	3.85	-0.04	3.89	--	--	--	--	210	54	<0.5	1.9	2.4	--	--
10/13/92	3.85	-0.71	4.56	--	--	--	--	10,000	5300	<10	70	<10	--	--
01/11/93	3.85	1.49	2.36	--	--	--	--	100	50	<0.5	<0.5	<0.5	--	--
04/14/93	3.85	0.70	3.15	--	--	--	--	<50	<0.5	<0.5	<0.5	<0.5	--	--
07/13/93	3.85	-0.09	3.94	--	--	--	--	<50	1.8	<0.5	<0.5	<1.5	--	--
10/19/93	3.85	-0.55	4.40	--	--	--	--	320	150	<0.5	0.8	<0.5	--	--
11/30/93	7.27	3.11	4.16	--	--	--	--	--	--	--	--	--	--	--
01/27/94	7.27	3.94	3.33	--	--	--	--	120	45	<0.5	<0.5	<0.5	--	--
04/07/94	7.27	3.84	3.43	--	--	--	--	<50	<0.5	<0.5	<0.5	<0.5	--	--
07/01/94	7.27	3.33	3.94	--	--	--	--	<50	<0.5	<0.5	<0.5	<0.5	--	--
10/05/94	7.27	2.89	4.38	--	--	--	--	8300	2400	160	42	190	--	--
01/12/95	7.27	4.84	2.43	--	--	--	--	<50	12	<0.5	<0.5	<0.5	--	ND *
04/26/95	7.27	5.21	2.06	--	--	--	--	<50	5.5	0.67	<0.5	1.3	--	--
07/12/95	7.27	3.74	3.53	--	--	--	--	65	27	<0.5	<0.5	<0.5	--	--
10/30/95	7.27	2.93	4.34	--	--	--	--	<50	3.9	<0.5	<0.5	<0.5	<2.5	--
01/22/96	7.27	4.66	2.61	--	--	--	--	<50	0.93	<0.5	<0.5	<0.5	<2.5	--
04/24/96	7.27	4.77	2.50	--	--	--	--	260	110	<1.2	<1.2	<1.2	<6.2	--
07/29/96	7.27	3.42	3.85	--	--	--	--	<50	23	<0.5	<0.5	<0.5	<2.5	--
10/10/96	7.27	2.90	4.37	--	--	--	--	79	31	<0.5	<0.5	<0.5	<2.5	--
01/15/97	7.27	4.64	2.63	--	--	--	--	<50	<0.5	<0.5	<0.5	<0.5	<2.5	--
04/03/97	7.27	3.85	3.42	--	--	--	--	670	360	<5.0	<5.0	<5.0	<25	--

* EPA 8010

Cumulative Table of Well Data and Analytical Results

Vertical Measurements are in feet.

Volumetric Measurements are in gallons.

Analytical results are in parts per billion (ppb)

DATE	Well Head Elev.	Ground Water Elev.	Depth To Water	SPH Thickness	SPH Removed	Total SPH Removed	Notes	TPH-Gasoline	Benzene	Toluene	Ethyl-Benzene	Xylene	MTBE	Other	
MW-7															
11/30/93	8.22	2.89	5.33	--	--	--	--	480	110	41	4.4	38	--	--	
01/27/94	8.22	3.72	4.50	--	--	--	--	120	21	1.1	2.2	4.8	--	--	
04/07/94	8.22	3.60	4.62	--	--	--	--	2600	630	39	56	94	--	--	
07/01/94	8.22	3.09	5.13	--	--	--	--	2200	770	42	<10	92	--	--	
10/05/94	8.22	2.61	5.61	--	--	--	--	15,000	3300	90	130	320	--	--	
01/12/95	8.22	5.39	2.83	--	--	--	--	340	57	<1.3	18	6.4	--	--	
04/26/95	8.22	5.87	2.35	--	--	--	--	15,000	3700	210	520	800	--	--	
07/12/95	8.22	3.56	4.66	--	--	--	--	7700	1800	59	130	370	--	--	
10/30/95	8.22	2.74	5.48	--	--	--	--	770	260	<5.0	33	48	25	--	
01/22/96	8.22	4.88	3.34	--	--	--	--	290	63	<1.0	6.4	5.7	<5.0	--	
04/24/96	8.22	4.10	4.12	--	--	--	--	12,000	2500	510	380	810	<125	--	
07/29/96	8.22	3.19	5.03	--	--	--	--	2600	650	<25	61	150	<125	--	
10/10/96	8.22	2.70	5.52	--	--	--	--	5800	1700	28	170	210	<62	--	
01/15/97	8.22	5.30	2.92	--	--	--	--	1000	230	<2.5	28	11	63	--	
04/03/97	8.22	3.57	4.65	--	--	--	--	6000	1800	100	140	170	<100	--	
MW-8															
10/17/95	6.96	2.56	4.40	--	--	--	--	--	--	--	--	--	--	--	
10/30/95	6.96	2.52	4.44	--	--	--	--	<50	<0.5	<0.5	<0.5	<0.5	<2.5	--	
01/22/96	6.96	4.72	2.24	--	--	--	--	<50	<0.5	<0.5	<0.5	<0.5	<2.5	--	
04/24/96	6.96	3.99	2.97	--	--	--	--	<50	<0.5	<0.5	<0.5	<0.5	<2.5	--	
07/29/96	6.96	3.59	3.37	--	--	--	--	<50	<0.5	<0.5	<0.5	<0.5	<2.5	--	
10/10/96	6.96	2.84	4.12	--	--	--	--	<50	<0.5	<0.5	<0.5	<0.5	<2.5	--	
01/15/97	6.96	6.02	0.94	--	--	--	--	<50	<0.5	<0.5	<0.5	<0.5	<2.5	--	
04/03/97	6.96	4.76	2.20	--	--	--	--	<50	<0.5	<0.5	<0.5	<0.5	<2.5	--	

Cumulative Table of Well Data and Analytical Results

Vertical Measurements are in feet.

Volumetric Measurements are in gallons.

Analytical results are in parts per billion (ppb)

DATE	Well Head Elev.	Ground Water Elev.	Depth To Water	SPH Thickness	SPH Removed	Total SPH Removed	Notes	TPH-Gasoline	Benzene	Toluene	Ethyl-Benzene	Xylene	MTBE	Other
MW-9														
10/17/95	7.21	2.41	4.80	--	--	--	--	--	--	--	--	--	--	--
10/30/95	7.21	2.24	4.97	--	--	--	--	<50	<0.5	<0.5	<0.5	<0.5	<2.5	--
01/22/96	7.21	3.81	3.40	--	--	--	--	<50	<0.5	<0.5	<0.5	<0.5	<2.5	--
04/24/96	7.21	3.03	4.18	--	--	--	--	<50	<0.5	<0.5	<0.5	<0.5	<2.5	--
07/29/96	7.21	2.52	4.69	--	--	--	--	<50	<0.5	<0.5	<0.5	<0.5	<2.5	--
10/10/96	7.21	2.01	5.20	--	--	--	--	<50	<0.5	<0.5	<0.5	<0.5	<2.5	--
01/15/97	7.21	3.90	3.31	--	--	--	--	<50	<0.5	<0.5	<0.5	<0.5	<2.5	--
04/03/97	7.21	2.64	4.57	--	--	--	--	<50	<0.5	<0.5	<0.5	<0.5	<2.5	--
 MW-10														
10/17/95	7.28	2.23	5.05	--	--	--	--	--	--	--	--	--	--	--
10/30/95	7.28	2.17	5.11	--	--	--	--	<50	<0.5	<0.5	<0.5	<0.5	5.1	--
01/22/96	7.28	3.25	4.03	--	--	--	--	<50	<0.5	<0.5	<0.5	0.70	17	--
04/24/96	7.28	2.98	4.30	--	--	--	--	<50	<0.5	<0.5	<0.5	<0.5	12	--
07/29/96	7.28	2.58	4.70	--	--	--	--	<50	<0.5	<0.5	<0.5	<0.5	14	--
10/10/96	7.28	2.04	5.24	--	--	--	--	<50	<0.5	<0.5	<0.5	<0.5	<2.5	--
01/15/97	7.28	3.93	3.35	--	--	--	--	<50	<0.5	<0.5	<0.5	<0.5	<2.5	--
04/03/97	7.28	2.64	4.64	--	--	--	--	<50	<0.5	<0.5	<0.5	<0.5	8.2	--

Cumulative Table of Well Data and Analytical Results

Vertical Measurements are in feet.

Volumetric Measurements are in gallons.

Analytical results are in parts per billion (ppb)

DATE	Well Head Elev.	Ground Water Elev.	Depth To Water	SPH Thickness	SPH Removed	Total SPH Removed	Notes	TPH-Gasoline	Benzene	Toluene	Ethyl-Benzene	Xylene	MTBE	Other	
TMW-1															
11/11/93	--	--	--	--	--	--	--	<1.0	<0.5	<0.5	<0.5	<0.5	--	--	
No longer monitored or sampled															
TRIP BLANK															
02/14/90	--	--	--	--	--	--	--	<50	<0.5	1.1	<0.5	<0.5	--	--	
09/06/91	--	--	--	--	--	--	--	<50	<0.5	<0.5	<0.5	<0.5	--	--	
12/15/91	--	--	--	--	--	--	--	<50	<0.5	<0.5	<0.5	<0.5	--	--	
03/03/92	--	--	--	--	--	--	--	<50	<0.5	<0.5	<0.5	<0.5	--	--	
06/04/92	--	--	--	--	--	--	--	<50	<0.5	<0.5	<0.5	<0.5	--	--	
10/13/92	--	--	--	--	--	--	--	<50	<0.5	<0.5	<0.5	<0.5	--	--	
01/11/93	--	--	--	--	--	--	--	<50	<0.5	<0.5	<0.5	<0.5	--	--	
04/14/93	--	--	--	--	--	--	--	<50	<0.5	<0.5	<0.5	<0.5	--	--	
07/13/93	--	--	--	--	--	--	--	<50	<0.5	<0.5	<0.5	<0.5	--	--	
10/19/93	--	--	--	--	--	--	--	<50	<0.5	<0.5	<0.5	<1.5	--	--	
01/27/94	--	--	--	--	--	--	--	<50	<0.5	<0.5	<0.5	<0.5	--	--	
04/07/94	--	--	--	--	--	--	--	<50	<0.5	<0.5	<0.5	<0.5	--	--	
07/01/94	--	--	--	--	--	--	--	<50	<0.5	<0.5	<0.5	<0.5	--	--	
10/05/94	--	--	--	--	--	--	--	<50	<0.5	<0.5	<0.5	<0.5	--	--	
01/12/95	--	--	--	--	--	--	--	<50	<0.5	<0.5	<0.5	<0.5	--	--	
04/26/95	--	--	--	--	--	--	--	<50	<0.5	<0.5	<0.5	<0.5	--	--	
07/12/95	--	--	--	--	--	--	--	<50	<0.5	<0.5	<0.5	<0.5	--	--	
10/30/95	--	--	--	--	--	--	--	<50	<0.5	<0.5	<0.5	<0.5	--	--	
01/22/96	--	--	--	--	--	--	--	<50	<0.5	<0.5	<0.5	<0.5	<2.5	--	
04/24/96	--	--	--	--	--	--	--	<50	<0.5	<0.5	<0.5	<0.5	<2.5	--	
07/29/96	--	--	--	--	--	--	--	<50	<0.5	<0.5	<0.5	<0.5	<2.5	--	
10/10/96	--	--	--	--	--	--	--	--	--	--	--	--	--	--	
01/15/97	--	--	--	--	--	--	--	<50	<0.5	<0.5	<0.5	<0.5	<2.5	--	
04/03/97	--	--	--	--	--	--	--	<50	<0.5	<0.5	<0.5	<0.5	<2.5	--	

Note: Blaine Tech Services, Inc. began routine monitoring of the groundwater wells at this site on November 1, 1994.

Earlier field data and analytical results are drawn from the September 27, 1994 Groundwater Technology, Inc. report.

ABBREVIATIONS:

TPH = Total Petroleum Hydrocarbons

SPH = Separate-Phase Hydrocarbons

MTBE = Methyl t-butyl ether

Analytical Appendix



Blaine Tech Services 1680 Rogers Avenue San Jose, CA 95112	Client Proj. ID: Chevron 9-1153/970403-C1 Sample Descript: C-3 Matrix: LIQUID Analysis Method: 8015Mod/8020 Lab Number: 9704296-01	Sampled: 04/03/97 Received: 04/04/97 Analyzed: 04/09/97 Reported: 04/15/97
Attention: Fran Thie		


QC Batch Number: GC040997BTEX02A
Instrument ID: GCHP2

Total Purgeable Petroleum Hydrocarbons (TPPH) with BTEX and MTBE

Analyte	Detection Limit ug/L	Sample Results ug/L
TPPH as Gas	50	N.D.
Methyl t-Butyl Ether	2.5	N.D.
Benzene	0.50	N.D.
Toluene	0.50	N.D.
Ethyl Benzene	0.50	N.D.
Xylenes (Total)	0.50	N.D.
Chromatogram Pattern:		
Surrogates	Control Limits %	% Recovery
Trifluorotoluene	70 130	83

Analytes reported as N.D. were not present above the stated limit of detection.

SEQUOIA ANALYTICAL - ELAP #1210


Peggy Penner
Project Manager





Blaine Tech Services 1680 Rogers Avenue San Jose, CA 95112	Client Proj. ID: Chevron 9-1153/970403-C1 Sample Descript: MW-4 Matrix: LIQUID Analysis Method: 8015Mod/8020 Lab Number: 9704296-02	Sampled: 04/03/97 Received: 04/04/97 Analyzed: 04/10/97 Reported: 04/15/97
Attention: Fran Thie		

QC Batch Number: GC041097BTEX02A
Instrument ID: GCHP2

Total Purgeable Petroleum Hydrocarbons (TPPH) with BTEX and MTBE

Analyte	Detection Limit ug/L	Sample Results ug/L
TPPH as Gas	50	N.D.
Methyl t-Butyl Ether	2.5	N.D.
Benzene	0.50	N.D.
Toluene	0.50	N.D.
Ethyl Benzene	0.50	N.D.
Xylenes (Total)	0.50	N.D.
Chromatogram Pattern:		
Surrogates	Control Limits %	% Recovery
Trifluorotoluene	70 130	78

Analytes reported as N.D. were not present above the stated limit of detection.

SEQUOIA ANALYTICAL - ELAP #1210

Peggy Renner
Project Manager





Blaine Tech Services 1680 Rogers Avenue San Jose, CA 95112	Client Proj. ID: Chevron 9-1153/970403-C1 Sample Descript: MW-5 Matrix: LIQUID Analysis Method: 8015Mod/8020 Lab Number: 9704296-03	Sampled: 04/03/97 Received: 04/04/97 Analyzed: 04/10/97 Reported: 04/15/97
Attention: Fran Thie		

QC Batch Number: GC041097BTEX02A
Instrument ID: GCHP2

Total Purgeable Petroleum Hydrocarbons (TPPH) with BTEX and MTBE

Analyte	Detection Limit ug/L	Sample Results ug/L
TPPH as Gas	200	1400
Methyl t-Butyl Ether	10	32
Benzene	2.0	13
Toluene	2.0	N.D.
Ethyl Benzene	2.0	4.3
Xylenes (Total)	2.0	8.4
Chromatogram Pattern: Unidentified HC		Gas C6-C12
Surrogates	Control Limits %	% Recovery
Trifluorotoluene	70 130	141 Q

Analytes reported as N.D. were not present above the stated limit of detection.

SEQUOIA ANALYTICAL - ELAP #1210


Peggy Penner
Project Manager





Blaine Tech Services 1680 Rogers Avenue San Jose, CA 95112 Attention: Fran Thie	Client Proj. ID: Chevron 9-1153/970403-C1 Sample Descript: MW-6 Matrix: LIQUID Analysis Method: 8015Mod/8020 Lab Number: 9704296-04	Sampled: 04/03/97 Received: 04/04/97 Analyzed: 04/11/97 Reported: 04/15/97
--	---	---

QC Batch Number: GC041197BTEX21A
Instrument ID: GCHP21

Total Purgeable Petroleum Hydrocarbons (TPPH) with BTEX and MTBE

Analyte	Detection Limit ug/L	Sample Results ug/L
TPPH as Gas	500	670
Methyl t-Butyl Ether	25	N.D.
Benzene	5.0	360
Toluene	5.0	N.D.
Ethyl Benzene	5.0	N.D.
Xylenes (Total)	5.0	N.D.
Chromatogram Pattern: Discrete Peak	
Surrogates	Control Limits %	% Recovery
Trifluorotoluene	70 130	86

Analytes reported as N.D. were not present above the stated limit of detection.

SEQUOIA ANALYTICAL - ELAP #1210


Peggy Penner
Project Manager





Blaine Tech Services 1680 Rogers Avenue San Jose, CA 95112	Client Proj. ID: Chevron 9-1153/970403-C1 Sample Descript: MW-7 Matrix: LIQUID Analysis Method: 8015Mod/8020 Lab Number: 9704296-05	Sampled: 04/03/97 Received: 04/04/97 Analyzed: 04/11/97 Reported: 04/15/97
--	---	---

QC Batch Number: GC041197BTEX17A
Instrument ID: GCHP17

Total Purgeable Petroleum Hydrocarbons (TPPH) with BTEX and MTBE

Analyte	Detection Limit ug/L	Sample Results ug/L
TPPH as Gas	2000	6000
Methyl t-Butyl Ether	100	N.D.
Benzene	20	1800
Toluene	20	100
Ethyl Benzene	20	140
Xylenes (Total)	20	170
Chromatogram Pattern:		Gas
Surrogates	Control Limits %	% Recovery
Trifluorotoluene	70 130	102

Analytes reported as N.D. were not present above the stated limit of detection.

SEQUOIA ANALYTICAL - ELAP #1210

Peggy Penner
Project Manager





Blaine Tech Services
1680 Rogers Avenue
San Jose, CA 95112

Client Proj. ID: Chevron 9-1153/970403-C1
Sample Descript: MW-8
Matrix: LIQUID
Analysis Method: 8015Mod/8020
Lab Number: 9704296-06

Sampled: 04/03/97
Received: 04/04/97
Analyzed: 04/09/97
Reported: 04/15/97


QC Batch Number: GC040997BTEX02A
Instrument ID: GCHP2

Total Purgeable Petroleum Hydrocarbons (TPPH) with BTEX and MTBE

Analyte	Detection Limit ug/L	Sample Results ug/L
TPPH as Gas	50	N.D.
Methyl t-Butyl Ether	2.5	N.D.
Benzene	0.50	N.D.
Toluene	0.50	N.D.
Ethyl Benzene	0.50	N.D.
Xylenes (Total)	0.50	N.D.
Chromatogram Pattern:		
Surrogates	Control Limits %	% Recovery
Trifluorotoluene	70 130	73

Analytes reported as N.D. were not present above the stated limit of detection.

SEQUOIA ANALYTICAL - ELAP #1210


Peggy Penner
Project Manager





Blaine Tech Services 1680 Rogers Avenue San Jose, CA 95112	Client Proj. ID: Chevron 9-1153/970403-C1 Sample Descript: MW-9 Matrix: LIQUID Analysis Method: 8015Mod/8020 Lab Number: 9704296-07	Sampled: 04/03/97 Received: 04/04/97 Analyzed: 04/09/97 Reported: 04/15/97
Attention: Fran Thie		


QC Batch Number: GC040997BTEX02A
Instrument ID: GCHP2

Total Purgeable Petroleum Hydrocarbons (TPPH) with BTEX and MTBE

Analyte	Detection Limit ug/L	Sample Results ug/L
TPPH as Gas	50	N.D.
Methyl t-Butyl Ether	2.5	N.D.
Benzene	0.50	N.D.
Toluene	0.50	N.D.
Ethyl Benzene	0.50	N.D.
Xylenes (Total)	0.50	N.D.
Chromatogram Pattern:		
Surrogates	Control Limits %	% Recovery
Trifluorotoluene	70 130	71

Analytes reported as N.D. were not present above the stated limit of detection.

SEQUOIA ANALYTICAL - ELAP #1210


Peggy Penner
Project Manager





Blaine Tech Services 1680 Rogers Avenue San Jose, CA 95112	Client Proj. ID: Chevron 9-1153/970403-C1 Sample Descript: MW-10 Matrix: LIQUID Analysis Method: 8015Mod/8020 Lab Number: 9704296-08	Sampled: 04/03/97 Received: 04/04/97 Analyzed: 04/10/97 Reported: 04/15/97
Attention: Fran Thie		

QC Batch Number: GC041097BTEX17A
Instrument ID: GCHP17

Total Purgeable Petroleum Hydrocarbons (TPPH) with BTEX and MTBE

Analyte	Detection Limit ug/L	Sample Results ug/L
TPPH as Gas	50	N.D.
Methyl t-Butyl Ether	2.5	8.2
Benzene	0.50	N.D.
Toluene	0.50	N.D.
Ethyl Benzene	0.50	N.D.
Xylenes (Total)	0.50	N.D.
Chromatogram Pattern:		
Surrogates	Control Limits %	% Recovery
Trifluorotoluene	70 130	110

Analytes reported as N.D. were not present above the stated limit of detection.

SEQUOIA ANALYTICAL - ELAP #1210

Peggy Penner
Project Manager





Blaine Tech Services 1680 Rogers Avenue San Jose, CA 95112	Client Proj. ID: Chevron 9-1153/970403-C1 Sample Descript: TB Matrix: LIQUID Analysis Method: 8015Mod/8020 Lab Number: 9704296-09	Sampled: 04/03/97 Received: 04/04/97 Analyzed: 04/09/97 Reported: 04/15/97
--	---	---


QC Batch Number: GC040997BTEX02A
Instrument ID: GCHP2

Total Purgeable Petroleum Hydrocarbons (TPPH) with BTEX and MTBE

Analyte	Detection Limit ug/L	Sample Results ug/L
TPPH as Gas	50	N.D.
Methyl t-Butyl Ether	2.5	N.D.
Benzene	0.50	N.D.
Toluene	0.50	N.D.
Ethyl Benzene	0.50	N.D.
Xylenes (Total)	0.50	N.D.
Chromatogram Pattern:		
Surrogates	Control Limits %	% Recovery
Trifluorotoluene	70 130	80

Analytes reported as N.D. were not present above the stated limit of detection.

SEQUOIA ANALYTICAL - ELAP #1210


Peggy Penner
Project Manager





Blaine Tech Services
1680 Rogers Avenue
San Jose, CA 95112
Attention: Fran Thie

Client Proj. ID: Chevron 9-1153/970403-C1
Lab Proj. ID: 9704296

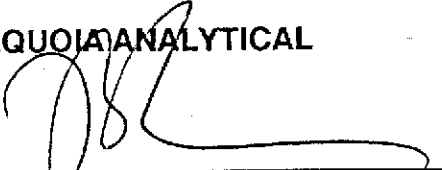
Received: 04/04/97
Reported: 04/15/97

LABORATORY NARRATIVE

In order to properly interpret this report, it must be reproduced in its entirety. This report contains a total of 15 pages including the laboratory narrative, sample results, quality control, and related documents as required (cover page, COC, raw data, etc.).

TPPH Note: Sample 9704296-03 was diluted 4-fold.
Sample 9704296-04 was diluted 10-fold.
Sample 9704296-05 was diluted 40-fold.

SEQUOIA ANALYTICAL


Peggy Penner
Project Manager





Sequoia Analytical

680 Chesapeake Drive Redwood City, CA 94063 (415) 364-9600
 404 N. Wiget Lane Walnut Creek, CA 94598 (510) 988-9600
 819 Striker Avenue, Suite 8 Sacramento, CA 95834 (916) 921-9600

FAX (415) 364-9233
 FAX (510) 988-9673
 FAX (916) 921-0100

Blaine Tech Services, Inc.
 1680 Rogers Avenue
 San Jose, CA 95112
 Attention: Fran Thie

Client Project ID: Chevron 9-1153/970403-C1
 Matrix: Liquid

Work Order #: 9704296 -01, -06-07, -09

Reported: Apr 16, 1997

QUALITY CONTROL DATA REPORT

Analyte:	Benzene	Toluene	Ethyl Benzene	Xylenes	Gas
QC Batch#:	GC040997BTEX02A	GC040997BTEX02A	GC040997BTEX02A	GC040997BTEX02A	GC040997BTEX02A
Analy. Method:	EPA 8020	EPA 8020	EPA 8020	EPA 8020	EPA 8015M
Prep. Method:	EPA 5030	EPA 5030	EPA 5030	EPA 5030	EPA 5030
Analyst:	A. Miraftab	A. Miraftab	A. Miraftab	A. Miraftab	A. Miraftab
MS/MSD #:	9703F1403	9703F1403	9703F1403	9703F1403	9703F1403
Sample Conc.:	N.D.	N.D.	N.D.	N.D.	N.D.
Prepared Date:	4/9/97	4/9/97	4/9/97	4/9/97	4/9/97
Analyzed Date:	4/9/97	4/9/97	4/9/97	4/9/97	4/9/97
Instrument I.D.#:	GCHP02	GCHP02	GCHP02	GCHP02	GCHP02
Conc. Spiked:	10 µg/L	10 µg/L	10 µg/L	30 µg/L	60 µg/L
Result:	9.0	9.0	9.1	29	66
MS % Recovery:	90	90	91	97	110
Dup. Result:	9.3	9.2	9.2	30	67
MSD % Recov.:	93	92	92	100	112
RPD:	3.3	2.2	1.1	3.4	1.5
RPD Limit:	0-25	0-25	0-25	0-25	0-25

LCS #:	BLK040997	BLK040997	BLK040997	BLK040997	BLK040997
Prepared Date:	4/9/97	4/9/97	4/9/97	4/9/97	4/9/97
Analyzed Date:	4/9/97	4/9/97	4/9/97	4/9/97	4/9/97
Instrument I.D.#:	GCHP02	GCHP02	GCHP02	GCHP02	GCHP02
Conc. Spiked:	10 µg/L	10 µg/L	10 µg/L	30 µg/L	60 µg/L
LCS Result:	9.3	9.2	9.2	29	65
LCS % Recov.:	93	92	92	97	108

MS/MSD	60-140	60-140	60-140	60-140	60-140
LCS	70-130	70-130	70-130	70-130	70-130
Control Limits					

SEQUOIA ANALYTICAL

Peggy Fenner
 Project Manager

Please Note:

The LCS is a control sample of known, interferent-free matrix that is analyzed using the same reagents, preparation, and analytical methods employed for the samples. The matrix spike is an aliquot of sample fortified with known quantities of specific compounds and subjected to the entire analytical procedure. If the recovery of analytes from the matrix spike does not fall within specified control limits due to matrix interference, the LCS recovery is to be used to validate the batch.

** MS = Matrix Spike, MSD = MS Duplicate, RPD = Relative % Difference

9704296.BLA <1>





Sequoia Analytical

680 Chesapeake Drive
404 N. Wiget Lane
819 Striker Avenue, Suite 8

Redwood City, CA 94063
Walnut Creek, CA 94598
Sacramento, CA 95834

(415) 364-9600
(510) 988-9600
(916) 921-9600

FAX (415) 364-9233
FAX (510) 988-9673
FAX (916) 921-0100

Blaine Tech Services, Inc.
1680 Rogers Avenue
San Jose, CA 95112
Attention: Fran Thie

Client Project ID: Chevron 9-1153/970403-C1
Matrix: Liquid

Work Order #: 9704296-02-03

Reported: Apr 16, 1997

QUALITY CONTROL DATA REPORT

Analyte:	Benzene	Toluene	Ethyl Benzene	Xylenes	Gas
QC Batch#:	GC041097BTEX02A	GC041097BTEX02A	GC041097BTEX02A	GC041097BTEX02A	GC041097BTEX02A
Analy. Method:	EPA 8020	EPA 8020	EPA 8020	EPA 8020	EPA 8015M
Prep. Method:	EPA 5030	EPA 5030	EPA 5030	EPA 5030	EPA 5030

Analyst:	A. Miraftab	A. Miraftab	A. Miraftab	A. Miraftab	A. Miraftab
MS/MSD #:	970429601	970429601	970429601	970429601	970429601
Sample Conc.:	N.D.	N.D.	N.D.	N.D.	N.D.
Prepared Date:	4/10/97	4/10/97	4/10/97	4/10/97	4/10/97
Analyzed Date:	4/10/97	4/10/97	4/10/97	4/10/97	4/10/97
Instrument I.D.#:	GCHP02	GCHP02	GCHP02	GCHP02	GCHP02
Conc. Spiked:	10 µg/L	10 µg/L	10 µg/L	30 µg/L	60 µg/L
Result:	8.9	8.8	8.9	28	65
MS % Recovery:	89	88	89	93	108
Dup. Result:	9.0	9.0	9.0	29	66
MSD % Recov.:	90	90	90	97	110
RPD:	1.1	2.2	1.1	3.5	1.5
RPD Limit:	0-25	0-25	0-25	0-25	0-25

LCS #:	BLK041097	BLK041097	BLK041097	BLK041097	BLK041097
Prepared Date:	4/10/97	4/10/97	4/10/97	4/10/97	4/10/97
Analyzed Date:	4/10/97	4/10/97	4/10/97	4/10/97	4/10/97
Instrument I.D.#:	GCHP02	GCHP02	GCHP02	GCHP02	GCHP02
Conc. Spiked:	10 µg/L	10 µg/L	10 µg/L	30 µg/L	60 µg/L
LCS Result:	8.5	8.4	8.5	27	61
LCS % Recov.:	85	84	85	90	102

MS/MSD	60-140	60-140	60-140	60-140	60-140
LCS	70-130	70-130	70-130	70-130	70-130
Control Limits					

SEQUOIA ANALYTICAL

Peggy Penner
Project Manager

Please Note:

The LCS is a control sample of known, interferent-free matrix that is analyzed using the same reagents, preparation, and analytical methods employed for the samples. The matrix spike is an aliquot of sample fortified with known quantities of specific compounds and subjected to the entire analytical procedure. If the recovery of analytes from the matrix spike does not fall within specified control limits due to matrix interference, the LCS recovery is to be used to validate the batch.

** MS=Matrix Spike, MSD=MS Duplicate, RPD=Relative % Difference

9704296.BLA <2>





Blaine Tech Services, Inc.
1680 Rogers Avenue
San Jose, CA 95112
Attention: Fran Thie

Client Project ID: Chevron 9-1153/970403-C1
Matrix: Liquid

Work Order #: 9704296-04

Reported: Apr 16, 1997

QUALITY CONTROL DATA REPORT

Analyte:	Benzene	Toluene	Ethyl Benzene	Xylenes	Gas
QC Batch#:	GC041197BTEX21A	GC041197BTEX21A	GC041197BTEX21A	GC041197BTEX21A	GC041197BTEX21A
Analy. Method:	EPA 8020	EPA 8020	EPA 8020	EPA 8020	EPA 8015M
Prep. Method:	EPA 5030	EPA 5030	EPA 5030	EPA 5030	EPA 5030

Analyst:	D. Jirsa	D. Jirsa	D. Jirsa	D. Jirsa	D. Jirsa
MS/MSD #:	970422501	970422501	970422501	970422501	970422501
Sample Conc.:	N.D.	N.D.	N.D.	N.D.	N.D.
Prepared Date:	4/11/97	4/11/97	4/11/97	4/11/97	4/11/97
Analyzed Date:	4/11/97	4/11/97	4/11/97	4/11/97	4/11/97
Instrument I.D.#:	GCHP21	GCHP21	GCHP21	GCHP21	GCHP21
Conc. Spiked:	10 µg/L	10 µg/L	10 µg/L	30 µg/L	60 µg/L

Result:	9.9	10	10	31	60
MS % Recovery:	99	100	100	103	100

Dup. Result:	9.9	10	9.9	30	59
MSD % Recov.:	99	100	99	100	98

RPD:	0.0	0.0	1.0	3.3	1.7
RPD Limit:	0-25	0-25	0-25	0-25	0-25

LCS #:	BLK041197	BLK041197	BLK041197	BLK041197	BLK041197
Prepared Date:	4/11/97	4/11/97	4/11/97	4/11/97	4/11/97
Analyzed Date:	4/11/97	4/11/97	4/11/97	4/11/97	4/11/97
Instrument I.D.#:	GCHP21	GCHP21	GCHP21	GCHP21	GCHP21
Conc. Spiked:	10 µg/L	10 µg/L	10 µg/L	30 µg/L	60 µg/L
LCS Result:	9.8	9.9	9.9	30	59
LCS % Recov.:	98	99	99	100	98

MS/MSD	60-140	60-140	60-140	60-140	60-140
LCS	70-130	70-130	70-130	70-130	70-130
Control Limits					

SEQUOIA ANALYTICAL

Peggy Penner
Project Manager

Please Note:

The LCS is a control sample of known, interferent-free matrix that is analyzed using the same reagents, preparation, and analytical methods employed for the samples. The matrix spike is an aliquot of sample fortified with known quantities of specific compounds and subjected to the entire analytical procedure. If the recovery of analytes from the matrix spike does not fall within specified control limits due to matrix interference, the LCS recovery is to be used to validate the batch.

** MS= Matrix Spike, MSD=MS Duplicate, RPD=Relative % Difference

9704296.BLA <3>





Sequoia Analytical

680 Chesapeake Drive
404 N. Wiget Lane
819 Striker Avenue, Suite 8

Redwood City, CA 94063
Walnut Creek, CA 94598
Sacramento, CA 95834

(415) 364-9600
(510) 988-9600
(916) 921-9600

FAX (415) 364-9233
FAX (510) 988-9673
FAX (916) 921-0100

Blaine Tech Services, Inc.
1680 Rogers Avenue
San Jose, CA 95112
Attention: Fran Thie

Client Project ID: Chevron 9-1153/970403-C1
Matrix: Liquid

Work Order #: 9704296-05

Reported: Apr 16, 1997

QUALITY CONTROL DATA REPORT

Analyte:	Benzene	Toluene	Ethyl Benzene	Xylenes	Gas
QC Batch#:	GC041197BTEX17A	GC041197BTEX17A	GC041197BTEX17A	GC041197BTEX17A	GC041197BTEX17A
Analy. Method:	EPA 8020	EPA 8020	EPA 8020	EPA 8020	EPA 8015M
Prep. Method:	EPA 5030	EPA 5030	EPA 5030	EPA 5030	EPA 5030

Analyst:	A. MirafTAB	A. MirafTAB	A. MirafTAB	A. MirafTAB	A. MirafTAB
MS/MSD #:	970428902	970428902	970428902	970428902	970428902
Sample Conc.:	N.D.	N.D.	N.D.	N.D.	N.D.
Prepared Date:	4/11/97	4/11/97	4/11/97	4/11/97	4/11/97
Analyzed Date:	4/11/97	4/11/97	4/11/97	4/11/97	4/11/97
Instrument I.D.#:	GCHP17	GCHP17	GCHP17	GCHP17	GCHP17
Conc. Spiked:	10 µg/L	10 µg/L	10 µg/L	30 µg/L	60 µg/L
Result:	11	11.0	10	32	63
MS % Recovery:	110	110	100	107	105
Dup. Result:	9.5	9.5	9.6	29	57
MSD % Recov.:	95	95	96	97	95
RPD:	15	15	4.1	9.8	10
RPD Limit:	0-25	0-25	0-25	0-25	0-25

LCS #:	BLK041197	BLK041197	BLK041197	BLK041197	BLK041197
Prepared Date:	4/11/97	4/11/97	4/11/97	4/11/97	4/11/97
Analyzed Date:	4/11/97	4/11/97	4/11/97	4/11/97	4/11/97
Instrument I.D.#:	GCHP17	GCHP17	GCHP17	GCHP17	GCHP17
Conc. Spiked:	10 µg/L	10 µg/L	10 µg/L	30 µg/L	60 µg/L
LCS Result:	9.5	9.5	9.5	29	56
LCS % Recov.:	95	95	95	97	93

MS/MSD	60-140	60-140	60-140	60-140	60-140
LCS	70-130	70-130	70-130	70-130	70-130
Control Limits					

SEQUOIA ANALYTICAL

Peggy Fenner
Project Manager

Please Note:

The LCS is a control sample of known, interferent-free matrix that is analyzed using the same reagents, preparation, and analytical methods employed for the samples. The matrix spike is an aliquot of sample fortified with known quantities of specific compounds and subjected to the entire analytical procedure. If the recovery of analytes from the matrix spike does not fall within specified control limits due to matrix interference, the LCS recovery is to be used to validate the batch.

** MS = Matrix Spike, MSD = MS Duplicate, RPD = Relative % Difference

9704296.BLA <4>





Blaine Tech Services, Inc.
 1680 Rogers Avenue
 San Jose, CA 95112
 Attention: Fran Thie

Client Project ID: Chevron 9-1153/970403-C1
 Matrix: Liquid

Work Order #: 9704296-08

Reported: Apr 16, 1997

QUALITY CONTROL DATA REPORT

Analyte:	Benzene	Toluene	Ethyl Benzene	Xylenes	Gas
QC Batch#:	GC041097BTEX17A	GC041097BTEX17A	GC041097BTEX17A	GC041097BTEX17A	GC041097BTEX17A
Analy. Method:	EPA 8020	EPA 8020	EPA 8020	EPA 8020	EPA 8015M
Prep. Method:	EPA 5030	EPA 5030	EPA 5030	EPA 5030	EPA 5030

Analyst:	A. Miraftab	A. Miraftab	A. Miraftab	A. Miraftab	A. Miraftab
MS/MSD #:	970429601	970429601	970429601	970429601	970429601
Sample Conc.:	N.D.	N.D.	N.D.	N.D.	N.D.
Prepared Date:	4/10/97	4/10/97	4/10/97	4/10/97	4/10/97
Analyzed Date:	4/10/97	4/10/97	4/10/97	4/10/97	4/10/97
Instrument I.D.#:	GCHP17	GCHP17	GCHP17	GCHP17	GCHP17
Conc. Spiked:	10 µg/L	10 µg/L	10 µg/L	30 µg/L	60 µg/L
Result:	9.4	9.5	9.4	28	55
MS % Recovery:	94	95	94	93	92
Dup. Result:	10	10	10	31	60
MSD % Recov.:	100	100	100	103	100
RPD:	6.2	5.1	6.2	10	8.7
RPD Limit:	0-25	0-25	0-25	0-25	0-25

LCS #:	BLK041097	BLK041097	BLK041097	BLK041097	BLK041097
Prepared Date:	4/10/97	4/10/97	4/10/97	4/10/97	4/10/97
Analyzed Date:	4/10/97	4/10/97	4/10/97	4/10/97	4/10/97
Instrument I.D.#:	GCHP17	GCHP17	GCHP17	GCHP17	GCHP17
Conc. Spiked:	10 µg/L	10 µg/L	10 µg/L	30 µg/L	60 µg/L
LCS Result:	9.5	9.3	9.3	28	55
LCS % Recov.:	95	93	93	93	92

MS/MSD	60-140	60-140	60-140	60-140	60-140
LCS	70-130	70-130	70-130	70-130	70-130
Control Limits					

Please Note:

The LCS is a control sample of known, interferent-free matrix that is analyzed using the same reagents, preparation, and analytical methods employed for the samples. The matrix spike is an aliquot of sample fortified with known quantities of specific compounds and subjected to the entire analytical procedure. If the recovery of analytes from the matrix spike does not fall within specified control limits due to matrix interference, the LCS recovery is to be used to validate the batch.

SEQUOIA ANALYTICAL

Peggy Penner
 Project Manager

** MS = Matrix Spike, MSD = MS Duplicate, RPD = Relative % Difference

9704296.BLA <5>



Fax copy of Lab Report and COC to Chevron Contact: Yes No

9704296

Chain-of-Custody-Record

Chevron U.S.A. Inc.
P.O. BOX 5004
San Ramon, CA 94583
FAX (415)842-9591

Chevron Facility Number 9-1153
Facility Address 3126 Fernside Blvd., Alameda, CA
Chevron Contact (Name) Phil Briggs
(Phone) (510) 842-9136

Consultant Project Number 970403-C1
Laboratory Name Sequoia
Laboratory Release Number 9034475

Consultant Name Blaine Tech Services, Inc.
Address 1680 Rogers Ave., San Jose, CA 95112
Samples Collected by (Name) Kevin Carlin

Project Contact (Name) Fran Thie
(Phone) (408) 573-0555 (Fax Number) (408) 573-7771
Collection Date 4-3-97
Signature [Signature]

Sample Number	Lab Sample Number	Number of Containers	Matrix S = Soil W = Water A = Air C = Charcoal	Type G = Grab C = Composite D = Discrete	Time	Sample Preservation	Iced (Yes or No)	Analysis To Be Performed										Remarks				
								BIEX + TPH GAS (8020 + 8015) + MTR	TPH Diesel (8015)	Oil and Grease (5520)	Purgeable Halocarbons (8010)	Purgeable Aromatics (8020)	Purgeable Organics (8240)	Extractable Organics (8270)	Metals Cd, Cr, Pb, Zn, Ni (ICAP or AA)							
C-3			W		8:58		Y	X														
MW-4			W		11:32		Y	X														
MW-5			W		11:14		Y	X														
MW-6			W		10:50		Y	X														4 11 47
MW-7			W		11:58		Y	X														
MW-8			W		9:22		Y	X														
MW-9			W		10:50		Y	X														
MW-10			W		10:20		Y	X														
TR			W				Y	X														

Relinquished By (Signature) <u>[Signature]</u>	Organization BTS	Date/Time /o/o 4/4/97	Received By (Signature) <u>[Signature]</u>	Organization SEQ	Date/Time /o/o 4/4/97	Turn Around Time (Circle Choice) 24 Hrs. 48 Hrs. 5 Days 10 Days As Contracted
Relinquished By (Signature) <u>[Signature]</u>	Organization SEQ	Date/Time /o/o 4/4/97	Received By (Signature)	Organization	Date/Time	
Relinquished By (Signature)	Organization	Date/Time	Received For Laboratory By (Signature) <u>[Signature]</u>		Date/Time 4/4/97 11:47	

COC-1.DWG/03 01/MCH

Field Data Sheets

CHEVRON WELL MONITORING DATA SHEET

Project #: <u>9704103-C1</u>	Station #: <u>9-1153</u>
Sampler: <u>K.C.</u>	Date: <u>4-3-97</u>
Well I.D.: <u>C-1</u>	Well Diameter: 2 <u>(3)</u> 4 6 8
Total Well Depth:	Depth to Water: <u>4.60</u>
Depth to Free Product: <u>4.56</u>	Thickness of Free Product (feet): <u>.04</u>
Referenced to: <u>(PVC)</u> Grade	D.O. Meter (if req'd): YSI HACH

Well Diameter	Multiplier	Well Diameter	Multiplier
2"	0.16	5"	1.02
3"	0.37	6"	1.47
4"	0.65	Other	radius ² * 0.163

Purge Method: <u>Bailer</u>	Sampling Method: <u>Bailer</u>
<u>Disposable Bailer</u>	<u>Disposable Bailer</u>
<u>Middleburg</u>	<u>Extraction Port</u>
<u>Electric Submersible</u>	Other: _____
<u>Extraction Pump</u>	
Other: _____	

_____	X	_____	=	_____ Gals.
1 Case Volume (Gals.)		Specified Volumes		Calculated Volume

Time	Temp (°F)	pH	Cond.	Gals. Removed	Observations
		<u>FREE</u>			<u>Product</u>

Did well dewater?	Yes	No	Gallons actually evacuated:
Sampling Time:			Sampling Date: <u>4-3-97</u>
Sample I.D.: <u>C-1</u>			Laboratory: <u>(Sequoia)</u> GTEL N. Creek Assoc. Labs
Analyzed for: <u>(TPH-G)</u> <u>(BTEX)</u> <u>(MTBE)</u> TPH-D Other:			
Duplicate I.D.:			Analyzed for: TPH-G BTEX MTBE TPH-D Other:
D.O. (if req'd):	Pre-purge:	mg/L	Post-purge: mg/L
O.R.P. (if req'd):	Pre-purge:	mV	Post-purge: mV

CHEVRON WELL MONITORING DATA SHEET

Project #: <u>970-103-C1</u>	Station #: <u>9-1153</u>
Sampler: <u>14.C</u>	Date: <u>4-3-97</u>
Well I.D.: <u>C-3</u>	Well Diameter: 2 <u>(3)</u> 4 6 8 <u> </u>
Total Well Depth: <u>19.29</u>	Depth to Water: <u>3.23</u>
Depth to Free Product:	Thickness of Free Product (feet):
Referenced to: <u>(EVC)</u> Grade	D.O. Meter (if req'd): YSI HACH

Well Diameter	Multiplier	Well Diameter	Multiplier
2"	0.16	5"	1.02
3"	0.37	6"	1.47
4"	0.65	Other	radius ² * 0.163

Purge Method: <u>Bailer</u>	Sampling Method: <u>Bailer</u>
<input type="checkbox"/> Disposable Bailer <input checked="" type="checkbox"/>	<input type="checkbox"/> Disposable Bailer <input checked="" type="checkbox"/>
<input type="checkbox"/> Middleburg	<input type="checkbox"/> Extraction Port
<input type="checkbox"/> Electric Submersible	Other: <u> </u>
<input type="checkbox"/> Extraction Pump	
Other: <u> </u>	

<u>5.9</u>	x	<u>3</u>	=	<u>17.7</u>	Gals.
1 Case Volume (Gals.)		Specified Volumes		Calculated Volume	

Time	Temp (°F)	pH	Cond.	Gals. Removed	Observations
<u>8:40</u>	<u>62.0</u>	<u>6.8</u>	<u>1000</u>	<u>6.0</u>	
<u>8:45</u>	<u>61.2</u>	<u>7.0</u>	<u>800</u>	<u>12.0</u>	
<u>8:50</u>	<u>60.2</u>	<u>7.0</u>	<u>800</u>	<u>18.0</u>	

Did well dewater? Yes <input type="checkbox"/> <u>No</u>	Gallons actually evacuated: <u>18</u>
Sampling Time: <u>8:58</u>	Sampling Date: <u>4-3-97</u>
Sample I.D.: <u>C-3</u>	Laboratory: <u>(Sequoia)</u> GTEL N. Creek Assoc. Labs

Analyzed for: <u>(TPH-G)</u> <u>(BTEX)</u> <u>(MTBE)</u> TPH-D Other:	Analyzed for: TPH-G BTEX MTBE TPH-D Other:
D.O. (if req'd):	Pre-purge: <u> </u> ^{mg/L} Post-purge: <u> </u> ^{mg/L}
O.R.P. (if req'd):	Pre-purge: <u> </u> mV Post-purge: <u> </u> mV

CHEVRON WELL MONITORING DATA SHEET

Project #: <u>970403-01</u>	Station #: <u>9-1153</u>
Sampler: <u>16.C.</u>	Date: <u>4-3-97</u>
Well I.D.: <u>MW-4</u>	Well Diameter: <u>2</u> 3 4 6 8 _____
Total Well Depth: <u>1330</u>	Depth to Water: <u>2.11</u>
Depth to Free Product:	Thickness of Free Product (feet):
Referenced to: <u>(EVC)</u> Grade	D.O. Meter (if req'd): YSI HACH

Well Diameter	Multiplier	Well Diameter	Multiplier
2"	0.16	5"	1.02
3"	0.37	6"	1.47
4"	0.65	Other	radius ² * 0.163

Purge Method: Bailer Disposable Bailer <input checked="" type="checkbox"/> Middleburg Electric Submersible Extraction Pump Other: _____	Sampling Method: Bailer Disposable Bailer <input checked="" type="checkbox"/> Extraction Port Other: _____
--	---

<u>1.8</u>	x	<u>3</u>	=	<u>5.4</u> Gals.
1 Case Volume (Gals.)		Specified Volumes		Calculated Volume

Time	Temp (°F)	pH	Cond.	Gals. Removed	Observations
<u>11:20</u>	<u>61.0</u>	<u>7.0</u>	<u>1000</u>		
<u>11:22</u>	<u>62.4</u>	<u>7.0</u>	<u>1100</u>		
<u>11:24</u>	<u>62.0</u>	<u>6.8</u>	<u>1200</u>		

Did well dewater? Yes <input type="checkbox"/> No <input checked="" type="checkbox"/>	Gallons actually evacuated: <u>5.5</u>
Sampling Time: <u>11:32</u>	Sampling Date: <u>4-3-97</u>
Sample I.D.: <u>MW-4</u>	Laboratory: <u>(Sequoia)</u> GTEL N. Creek Assoc. Labs
Analyzed for: <u>(TPH-G)</u> <u>(BTEX)</u> <u>(MTBE)</u> TPH-D Other:	
Duplicate I.D.:	Analyzed for: TPH-G BTEX MTBE TPH-D Other:
D.O. (if req'd):	Pre-purge: _____ mg/L Post-purge: _____ mg/L
O.R.P. (if req'd):	Pre-purge: _____ mV Post-purge: _____ mV

CHEVRON WELL MONITORING DATA SHEET

Project #: <u>970403-C1</u>	Station #: <u>9-1153</u>
Sampler: <u>K.C.</u>	Date: <u>4-3-97</u>
Well I.D.: <u>MW-5</u>	Well Diameter: <u>(2)</u> 3 4 6 8 _____
Total Well Depth: <u>13.10</u>	Depth to Water: <u>2.11</u>
Depth to Free Product:	Thickness of Free Product (feet):
Referenced to: <u>(PVC)</u> Grade	D.O. Meter (if req'd): YSI HACH

Well Diameter	Multiplier	Well Diameter	Multiplier
2"	0.16	5"	1.02
3"	0.37	6"	1.47
4"	0.65	Other	radius ² * 0.163

Purge Method: <input type="checkbox"/> Bailer <input checked="" type="checkbox"/> Disposable Bailer <input type="checkbox"/> Middleburg <input type="checkbox"/> Electric Submersible <input type="checkbox"/> Extraction Pump Other: _____	Sampling Method: <input type="checkbox"/> Bailer <input checked="" type="checkbox"/> Disposable Bailer <input type="checkbox"/> Extraction Port Other: _____
--	---

<u>1.7</u>	x	<u>3</u>	=	<u>5.1</u>	Gals.
1 Case Volume (Gals.)		Specified Volumes		Calculated Volume	

Time	Temp (°F)	pH	Cond.	Gals. Removed	Observations
<u>11:02</u>	<u>64.2</u>	<u>7.0</u>	<u>1200</u>	<u>2.0</u>	
<u>11:04</u>	<u>62.8</u>	<u>6.8</u>	<u>1400</u>	<u>4.0</u>	
<u>11:06</u>	<u>61.2</u>	<u>7.0</u>	<u>1300</u>	<u>5.5</u>	

Did well dewater? Yes <input type="checkbox"/> No <input checked="" type="checkbox"/>	Gallons actually evacuated: <u>5.5</u>
Sampling Time: <u>11:14</u>	Sampling Date: <u>4-3-97</u>
Sample I.D.: <u>MW-5</u>	Laboratory: <u>(Sequoia)</u> GTEL N. Creek Assoc. Labs
Analyzed for: <u>(TPH-G)</u> <u>(BTEX)</u> <u>(MTBE)</u> TPH-D Other:	
Duplicate I.D.:	Analyzed for: TPH-G BTEX MTBE TPH-D Other:
D.O. (if req'd):	Pre-purge: _____ mg/L Post-purge: _____ mg/L
O.R.P. (if req'd):	Pre-purge: _____ mV Post-purge: _____ mV

CHEVRON WELL MONITORING DATA SHEET

Project #: <u>970403-C1</u>	Station #: <u>9-1153</u>
Sampler: <u>K.C.</u>	Date: <u>4-3-97</u>
Well I.D.: <u>MW-6</u>	Well Diameter: 2 3 4 6 8 <u> </u>
Total Well Depth: <u>MW-6 121.00</u>	Depth to Water: <u>14.00 3.42</u>
Depth to Free Product:	Thickness of Free Product (feet):
Referenced to: <u>(EVC)</u> Grade	D.O. Meter (if req'd): YSI HACH

Well Diameter	Multplier	Well Diameter	Multplier
2"	0.16	5"	1.02
3"	0.37	6"	1.47
4"	0.65	Other	radius ² * 0.163

Purge Method: Bailer Sampling Method: Bailer

Disposable Bailer Disposable Bailer

Middleburg Extraction Port

Electric Submersible Other: _____

Extraction Pump

Other: _____

<u>1.7</u>	x	<u>3</u>	=	<u>5.1</u>	Gals.
1 Case Volume (Gals.)		Specified Volumes		Calculated Volume	

Time	Temp (°F)	pH	Cond.	Gals. Removed	Observations
<u>10:39</u>	<u>62.4</u>	<u>7.2</u>	<u>1200</u>		
<u>10:41</u>	<u>61.2</u>	<u>7.0</u>	<u>1200</u>		
<u>10:43</u>	<u>61.8</u>	<u>6.9</u>	<u>1300</u>		

Did well dewater? Yes No Gallons actually evacuated: 5.5

Sampling Time: 10:50 Sampling Date: 4-3-97

Sample I.D.: MW-6 Laboratory: (Sequoia) GTEL N. Creek Assoc. Labs

Analyzed for: (TPH-G) (BTEX) (MTBE) TPH-D Other:

Duplicate I.D.: Analyzed for: TPH-G BTEX MTBE TPH-D Other:

D.O. (if req'd):	Pre-purge:	mg/L	Post-purge:	mg/L
O.R.P. (if req'd):	Pre-purge:	mV	Post-purge:	mV

CHEVRON WELL MONITORING DATA SHEET

Project #: 970403-C1	Station #: 9-1153
Sampler: K.C.	Date: 4-3-97
Well I.D.: MW-7	Well Diameter: (2) 3 4 6 8
Total Well Depth: 14.51	Depth to Water: 4.65
Depth to Free Product:	Thickness of Free Product (feet):
Referenced to: (PVC) Grade	D.O. Meter (if req'd): YSI HACH

Well Diameter	Multiplier	Well Diameter	Multiplier
2"	0.16	5"	1.02
3"	0.37	6"	1.47
4"	0.65	Other	radius ² * 0.163

Purge Method: Bailer Sampling Method: Bailer
 Disposable Bailer Disposable Bailer
 Middleburg Extraction Port
 Electric Submersible Other: _____
 Extraction Pump

1.5	x	3	=	4.5	Gals.
1 Case Volume (Gals.)		Specified Volumes		Calculated Volume	

Time	Temp (°F)	pH	Cond.	Gals. Removed	Observations
11:45	63.6	6.8	1300	1.5	
11:47	60.2	7.0	1200	3.0	
11:49	59.8	7.0	1200	4.5	

Did well dewater? Yes No Gallons actually evacuated: 4.5

Sampling Time: 11:58 Sampling Date: 4-3-97

Sample I.D.: MW-7 Laboratory: (Sequoia) GTEL N. Creek Assoc. Labs

Analyzed for: (TPH-G) (BTEX) (MTBE) TPH-D Other:

Duplicate I.D.: Analyzed for: TPH-G BTEX MTBE TPH-D Other:

D.O. (if req'd):	Pre-purge:	mg/L	Post-purge:	mg/L
O.R.P. (if req'd):	Pre-purge:	mV	Post-purge:	mV

CHEVRON WELL MONITORING DATA SHEET

Project #: <u>970403-C1</u>	Station #: <u>9-1153</u>
Sampler: <u>K.C.</u>	Date: <u>4-3-97</u>
Well I.D.: <u>MW-8</u>	Well Diameter: <u>2</u> 3 4 6 8 _____
Total Well Depth: <u>9.15</u>	Depth to Water: <u>2.20</u>
Depth to Free Product:	Thickness of Free Product (feet):
Referenced to: <u>(EVC)</u> Grade	D.O. Meter (if req'd): YSI HACH

Well Diameter	Multiplier	Well Diameter	Multiplier
2"	0.16	5"	1.02
3"	0.37	6"	1.47
4"	0.65	Other	radius ² * 0.163

Purge Method: Bailer	Sampling Method: Bailer
Disposable Bailer <input checked="" type="checkbox"/>	Disposable Bailer <input checked="" type="checkbox"/>
Middleburg	Extraction Port
Electric Submersible	Other: _____
Extraction Pump	
Other: _____	

<u>1.1</u>	x	<u>3</u>	=	<u>3.3</u>	Gals.
1 Case Volume (Gals.)		Specified Volumes		Calculated Volume	

Time	Temp (°F)	pH	Cond.	Gals. Removed	Observations
9:12	64.0	6.8	300	1	
9:13	64.0	7.0	270	2	
9:14	63.0	7.0	270	3.5	

Did well dewater? Yes <input checked="" type="checkbox"/> No <input checked="" type="checkbox"/>	Gallons actually evacuated: <u>3.5</u>
Sampling Time: <u>9:22</u>	Sampling Date: <u>4-3-97</u>
Sample I.D.: <u>MW-8</u>	Laboratory: <u>(Sequoia)</u> GTEL N. Creek Assoc. Labs
Analyzed for: <u>(TPH-G)</u> <u>(BTEX)</u> <u>(MTBE)</u> TPH-D Other:	
Duplicate I.D.:	Analyzed for: TPH-G BTEX MTBE TPH-D Other:
D.O. (if req'd):	Pre-purge: _____ mg/L Post-purge: _____ mg/L
O.R.P. (if req'd):	Pre-purge: _____ mV Post-purge: _____ mV

CHEVRON WELL MONITORING DATA SHEET

Project #: 970403-C1	Station #: 9-1153
Sampler: K.C.	Date: 4-3-97
Well I.D.: MW-9	Well Diameter: ② 3 4 6 8
Total Well Depth: 8.53	Depth to Water: 4.57
Depth to Free Product:	Thickness of Free Product (feet):
Referenced to: <u>pyc</u> Grade	D.O. Meter (if req'd): YSI HACH

Well Diameter	Multiplier	Well Diameter	Multiplier
2"	0.16	5"	1.02
3"	0.37	6"	1.47
4"	0.65	Other	radius ² * 0.163

Purge Method: Bailer Disposable Bailer <input checked="" type="checkbox"/> Middleburg Electric Submersible Extraction Pump Other: _____	Sampling Method: Bailer Disposable Bailer <input checked="" type="checkbox"/> Extraction Port Other: _____
--	---

.6	x	3	=	1.8	Gals.
1 Case Volume (Gals.)		Specified Volumes		Calculated Volume	

Time	Temp (°F)	pH	Cond.	Gals. Removed	Observations
9:40	63.0	7.2	1400	.5	
9:41	62.6	7.3	1600	1.0	
9:42	62.2	7.3	1600	2.0	

Did well dewater? Yes No Gallons actually evacuated: 2.0

Sampling Time: 9:50 Sampling Date: 4-3-97

Sample I.D.: MW-9 Laboratory: Sequoia GTEL N. Creek Assoc. Labs

Analyzed for: TPH-G BTEX MTBE TPH-D Other:

Duplicate I.D.: Analyzed for: TPH-G BTEX MTBE TPH-D Other:

D.O. (if req'd):	Pre-purge:	mg/L	Post-purge:	mg/L
O.R.P. (if req'd):	Pre-purge:	mV	Post-purge:	mV

CHEVRON WELL MONITORING DATA SHEET

Project #: <u>970403-C1</u>	Station #: <u>9-1153</u>
Sampler: <u>K.C.</u>	Date: <u>4-3-97</u>
Well I.D.: <u>MW-10</u>	Well Diameter: <u>(2)</u> 3 4 6 8 _____
Total Well Depth: <u>8.89</u>	Depth to Water: <u>4.64</u>
Depth to Free Product:	Thickness of Free Product (feet):
Referenced to: <u>(PVC)</u> Grade	D.O. Meter (if req'd): YSI HACH

Well Diameter	Multiplier	Well Diameter	Multiplier
2"	0.16	5"	1.02
3"	0.37	6"	1.47
4"	0.65	Other	radius ² * 0.163

Purge Method: Bailer Disposable Bailer <input checked="" type="checkbox"/> Middleburg Electric Submersible Extraction Pump Other: _____	Sampling Method: Bailer Disposable Bailer <input checked="" type="checkbox"/> Extraction Port Other: _____
--	---

<u>.6</u>	x	<u>3</u>	=	<u>1.8</u>	Gals.
1 Case Volume (Gals.)		Specified Volumes		Calculated Volume	

Time	Temp (°F)	pH	Cond.	Gals. Removed	Observations
<u>10:10</u>	<u>62.8</u>	<u>7.4</u>	<u>2800</u>	<u>.5</u>	
<u>10:11</u>	<u>63.0</u>	<u>7.1</u>	<u>2900</u>	<u>1.0</u>	
<u>10:12</u>	<u>63.0</u>	<u>7.0</u>	<u>3000</u>	<u>2.0</u>	

Did well dewater? Yes <input type="checkbox"/> No <input checked="" type="checkbox"/>	Gallons actually evacuated: <u>2.0</u>
Sampling Time: <u>10:20</u>	Sampling Date: <u>4-3-97</u>
Sample I.D.: <u>MW-10</u>	Laboratory: <u>(Sequoia)</u> GTEL N. Creek Assoc. Labs
Analyzed for: <u>(TPH-G)</u> <u>(BTEX)</u> <u>(MTBE)</u> TPH-D Other:	
Duplicate I.D.:	Analyzed for: TPH-G BTEX MTBE TPH-D Other:
D.O. (if req'd):	Pre-purge: _____ mg/L Post-purge: _____ mg/L
O.R.P. (if req'd):	Pre-purge: _____ mV Post-purge: _____ mV

CHEVRON WELL MONITORING DATA SHEET

Project #: 970210-52	Station #: 9-1153
Sampler: DOUG	Date: 2-10-97
Well I.D.: C-1	Well Diameter: 2 (3) 4 6 8
Total Well Depth: —	Depth to Water: 3.33
Depth to Free Product: 2.77	Thickness of Free Product (feet): 0.56
Referenced to: (PVC) Grade	D.O. Meter (if req'd): YSI HACH

Well Diameter	Multiplier	Well Diameter	Multiplier
2"	0.16	5"	1.02
3"	0.37	6"	1.47
4"	0.65	Other	radius ² * 0.163

Purge Method: Bailer Disposable Bailer Middleburg Electric Submersible Extraction Pump Other: _____	Sampling Method: Bailer Disposable Bailer Extraction Port Other: _____
--	---

_____	X	_____	=	_____ Gals.
1 Case Volume (Gals.)		Specified Volumes		Calculated Volume

Time	Temp (°F)	pH	Cond.	Gals. Removed	Observations
					(Free Product - emptied skimmer and bailed approx. 1000 ml)

Did well dewater?	Yes	No	Gallons actually evacuated:
Sampling Time:	Sampling Date:		
Sample I.D.:	Laboratory: Sequoia GTEL N. Creek Assoc. Labs		
Analyzed for: TPH-G BTEX MTBE TPH-D	Other:		
Duplicate I.D.:	Analyzed for: TPH-G BTEX MTBE TPH-D Other:		
D.O. (if req'd):	Pre-purge:	mg/L	Post-purge: mg/L
O.R.P. (if req'd):	Pre-purge:	mV	Post-purge: mV

CHEVRON WELL MONITORING DATA SHEET

Project #: 970204-204	Station #: 9-1153
Sampler: BB	Date: 2-4
Well I.D.: C-1	Well Diameter: 2 <u>3</u> 4 6 8
Total Well Depth: -	Depth to Water: 2.98
Depth to Free Product: 2.47	Thickness of Free Product (feet): .51
Referenced to: <u>PVC</u> Grade	D.O. Meter (if req'd): YSI HACH

Well Diameter	Multiplier	Well Diameter	Multiplier
2"	0.16	5"	1.02
3"	0.37	6"	1.47
4"	0.65	Other	radius ² * 0.163

Purge Method: <u>Bailer</u> Disposable Bailer Middleburg Electric Submersible Extraction Pump Other: _____	Sampling Method: <u>Bailer</u> Disposable Bailer Extraction Port Other: _____
---	--

_____	X	_____	=	_____ Gals.
1 Case Volume (Gals.)		Specified Volumes		Calculated Volume

Time	Temp (°F)	pH	Cond.	Gals. Removed	Observations
		REMOVED	50 ML FROM SKIMMER		
		BAILED	500 ML		
			TOTAL 550 ML		

Did well dewater? Yes No Gallons actually evacuated:

Sampling Time: _____ Sampling Date: _____

Sample I.D.: _____ Laboratory: Sequoia GTEL N. Creek Assoc. Labs

Analyzed for: TPH-G BTEX MTBE TPH-D Other: _____

Duplicate I.D.: _____ Analyzed for: TPH-G BTEX MTBE TPH-D Other: _____

D.O. (if req'd):	Pre-purge:	mg/L	Post-purge:	mg/L
O.R.P. (if req'd):	Pre-purge:	mV	Post-purge:	mV

CHEVRON WELL MONITORING DATA SHEET

Project #: 970122-C3	Station #: 9-1153
Sampler: H.C	Date: 1-22-97
Well I.D.: C-1	Well Diameter: 2 ③ 4 6 8 _____
Total Well Depth:	Depth to Water: 1.37
Depth to Free Product: 1.18	Thickness of Free Product (feet): .19
Referenced to: PVC Grade	D.O. Meter (if req'd): YSI HACH

Well Diameter	Multiplier	Well Diameter	Multiplier
2"	0.16	5"	1.02
3"	0.37	6"	1.47
4"	0.65	Other	radius ² * 0.163

Purge Method:	Sampling Method:
Bailer	Bailer
Disposable Bailer	Disposable Bailer
Middleburg	Extraction Port
Electric Submersible	Other: _____
Extraction Pump	
Other: _____	

_____	X	_____	=	_____ Gals.
1 Case Volume (Gals.)		Specified Volumes		Calculated Volume

Time	Temp (°F)	pH	Cond.	Gals. Removed	Observations

Did well dewater?	Yes	No	Gallons actually evacuated:
Sampling Time:	Sampling Date:		
Sample I.D.:	Laboratory: Sequoia GTEL N. Creek Assoc. Labs		
Analyzed for: TPH-G BTEX MTBE TPH-D Other:			
Duplicate I.D.:	Analyzed for: TPH-G BTEX MTBE TPH-D Other:		
D.O. (if req'd):	Pre-purge:	mg/L	Post-purge: mg/L
O.R.P. (if req'd):	Pre-purge:	mV	Post-purge: mV