



RECEIVED

4:16 pm, Sep 02, 2008

Alameda County
Environmental Health

August 27, 2008

Alameda County Department of
Environmental Health
1131 Harbor Bay Parkway, 2nd Floor
Alameda, CA 94502

Attention: Paresh Khatri

Subject: Second Quarter 2008 Groundwater Monitoring Report
Dublin Toyota UST Site, 6450 Dublin Court, Dublin, California
Alameda County LOP Site ID No. 699

Ladies and Gentlemen:

Attached please find a copy of the *Second Quarter 2008 Groundwater Monitoring Report, Dublin Toyota UST Site, 6450 Dublin Court, Dublin, California*, prepared by Gribi Associates. I declare, under penalty of perjury, that the information and/or recommendations contained in the attached document or report is true and correct to the best of my knowledge.

Very truly yours,

A handwritten signature in black ink, appearing to read "Scott F. Anderson".

Scott F. Anderson
Chief Financial Officer
Dublin Toyota



6450 DUBLIN COURT • DUBLIN • CA 94568 • 925 829-7700 • FAX 925 829-9025

www.dublintoysota.com



August 27, 2008

GA Project No. 147-01-03

Alameda County Department of
Environmental Health
1131 Harbor Bay Parkway, 2nd Floor
Alameda, CA 94502

Attention: Mr. Paresh Khatri

Subject: Second Quarter 2008 Groundwater Monitoring Report
Dublin Toyota UST Site
6450 Dublin Court, Dublin, California
Alameda County LOP Site ID No. 699

Ladies and Gentlemen:

Gribi Associates is pleased to submit this Second Quarter 2008 Groundwater Monitoring Report on behalf of Dublin Toyota for the underground storage tank (UST) site located at 6450 Dublin Court in Dublin, California (Figure 1 and Figure 2). This report summarizes groundwater monitoring activities conducted at the site on June 4, 2008.

DESCRIPTION OF SAMPLING ACTIVITIES

1. Gribi Associates personnel conducted groundwater monitoring activities for all 13 site wells (MW-1, MW-2, MW-3, MW-4S, MW-4D, MW-5S, MW-5D, MW-6S, MW-6D, MW-7, MW-8, MW-9, MW-10) on June 4, 2008 (see Figure 3).
2. Groundwater monitoring was conducted in accordance with California LUFT Field Manual, including the following:
 - a. measuring static water levels;
 - b. checking for presence of free-product;
 - c. and purging of approximately three well volumes while recording temperature, pH, conductivity, and clarity.
3. Collected groundwater samples were placed in an ice-chilled cooler and submitted to a state-certified laboratory for analyses.
4. Copies of groundwater sampling field data sheets are provided as Attachment A.

RESULTS OF GROUNDWATER MONITORING

Hydrologic Conditions

1. Groundwater depths ranged from approximately 3.41 feet (MW-9) to 6.96 feet (MW-1).
2. Groundwater elevations, which are shown on Figure 4, ranged from 321.18 feet (MW-4D) to 322.06 feet (MW-2).
3. Groundwater elevations in shallow (“A” Zone) and deeper (“B” Zone) wells are variable and relatively flat.
 - a. Based on the MTBE plume configuration, groundwater flow direction trends in a southwesterly direction.
4. Free-product was not present in any of the wells.

Laboratory Analytical Results

1. Groundwater samples from the 13 wells were analyzed for the following parameters with standard method turn around time on results:
 - a. USEPA 8015M Total Petroleum Hydrocarbons as Gasoline (TPH-G)
 - b. USEPA 8260B Benzene, Toluene, Ethylbenzene, Xylenes (BTEX)
 - c. USEPA 8260B Methyl-t-butyl Ether (MTBE)
 - d. USEPA 8260B Oxygenates (TBA, MTBE, DIPE, ETBE, and TAME)
2. Groundwater analytical results are summarized in Table 1.
3. Groundwater MTBE results for this monitoring event are summarized on Figure 5 and Figure 6.
4. The laboratory analytical data report and chain-of custody are contained in Attachment B.

CONCLUSIONS

1. During this quarterly sampling event, most groundwater MTBE concentrations were similar to previous sampling events.
 - a. Releases from the former USTs migrated laterally approximately 150 to 200 feet in a southwest direction in the upper “A” Zone.
 - b. MTBE then migrated vertically to, and then laterally southwest in, the deeper “B” Zone.
 - c. Reductions in oxygenates in downgradient site wells appear to be the result of: (1) Past removal of the UST sources; and (2) Natural attenuation over the ensuing years since source removal.

PLANNED ACTIVITIES

1. Gribi Associates plans to perform Third Quarter 2008 groundwater monitoring and sampling.

Alameda County Department of
Environmental Health
August 27, 2008
Page 3

We appreciate this opportunity to provide this report for your review. Please contact us if there are questions or if additional information is required.

Very truly yours,



Aaron J. Garcia
Environmental Scientist



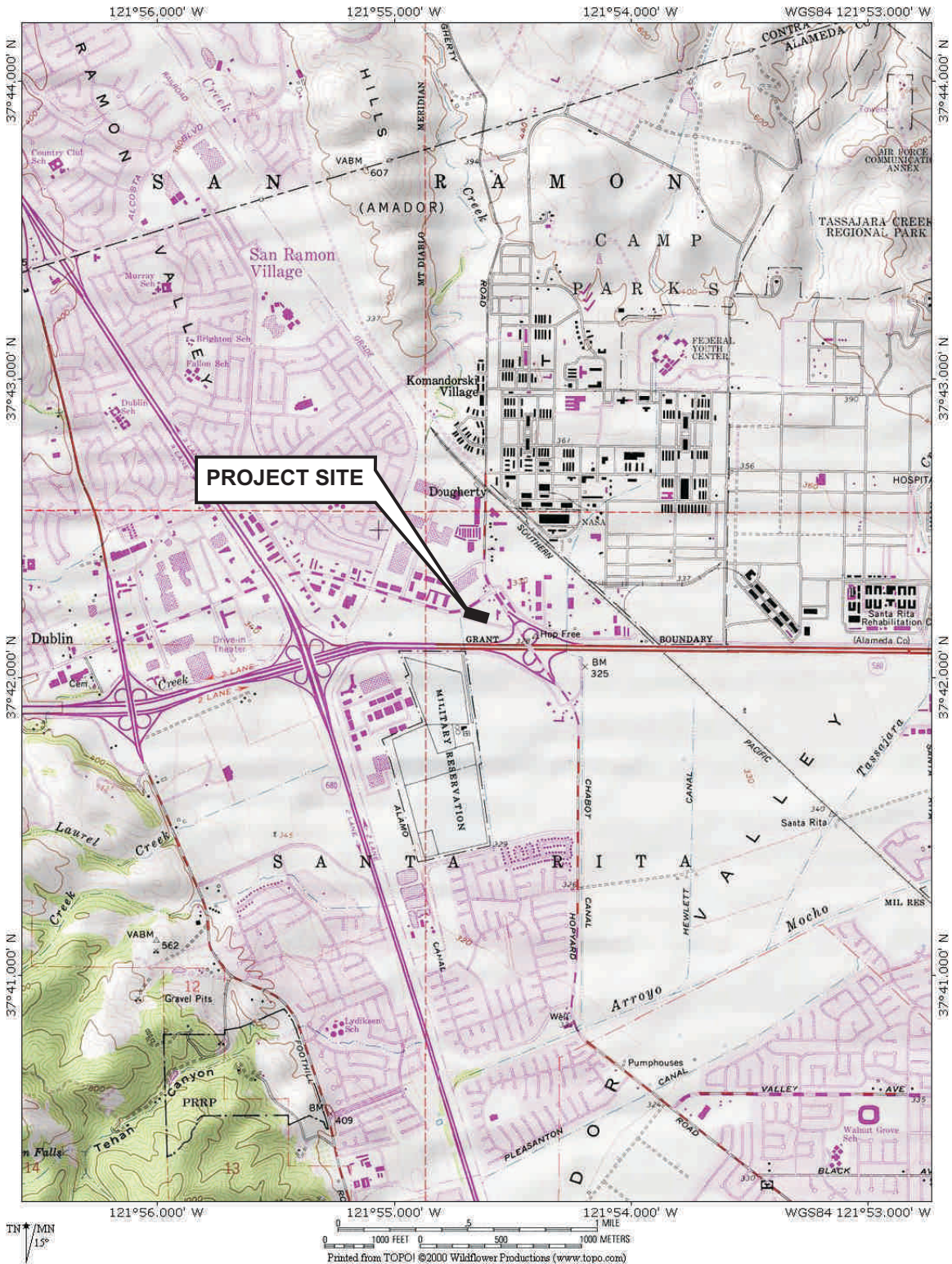
James E. Gribi
Professional Geologist
California No. 5843




Enclosure

c:Mr. Scott Anderson, Dublin Toyota

FIGURES



DESIGNED BY:	CHECKED BY:	SITE VICINITY MAP DUBLIN TOYOTA 6450 DUBLIN COURT DUBLIN, CALIFORNIA	DATE: 12/31/07	FIGURE: 1
DRAWN BY: EGH	SCALE:			
PROJECT NO: 147-01				

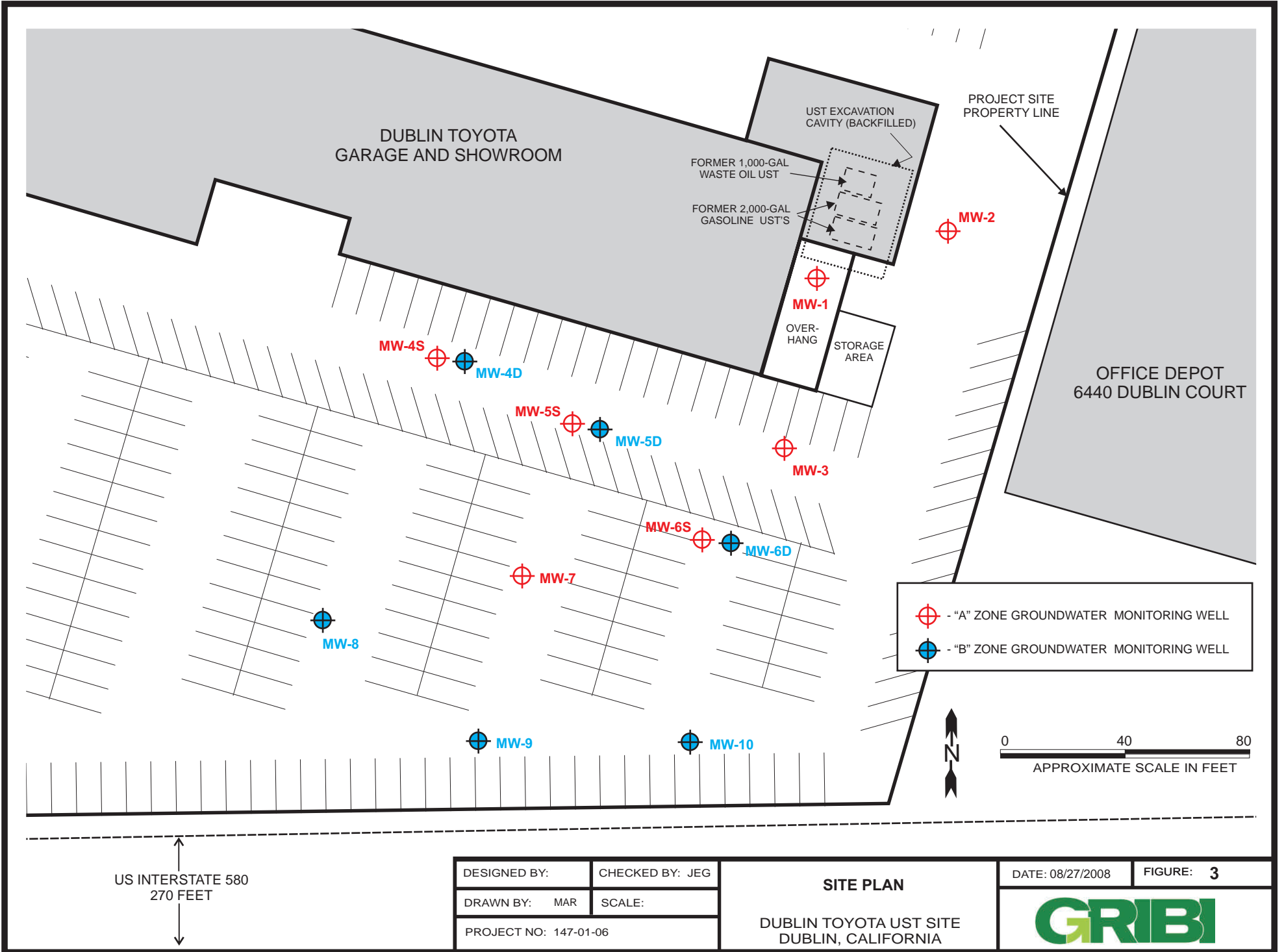


DESIGNED BY:	CHECKED BY: JEG
DRAWN BY: MAR	SCALE:
PROJECT NO: 147-01-06	

AERIAL PHOTOGRAPH
DUBLIN TOYOTA UST SITE
DUBLIN, CALIFORNIA

DATE: 08/27/2008 FIGURE: 2





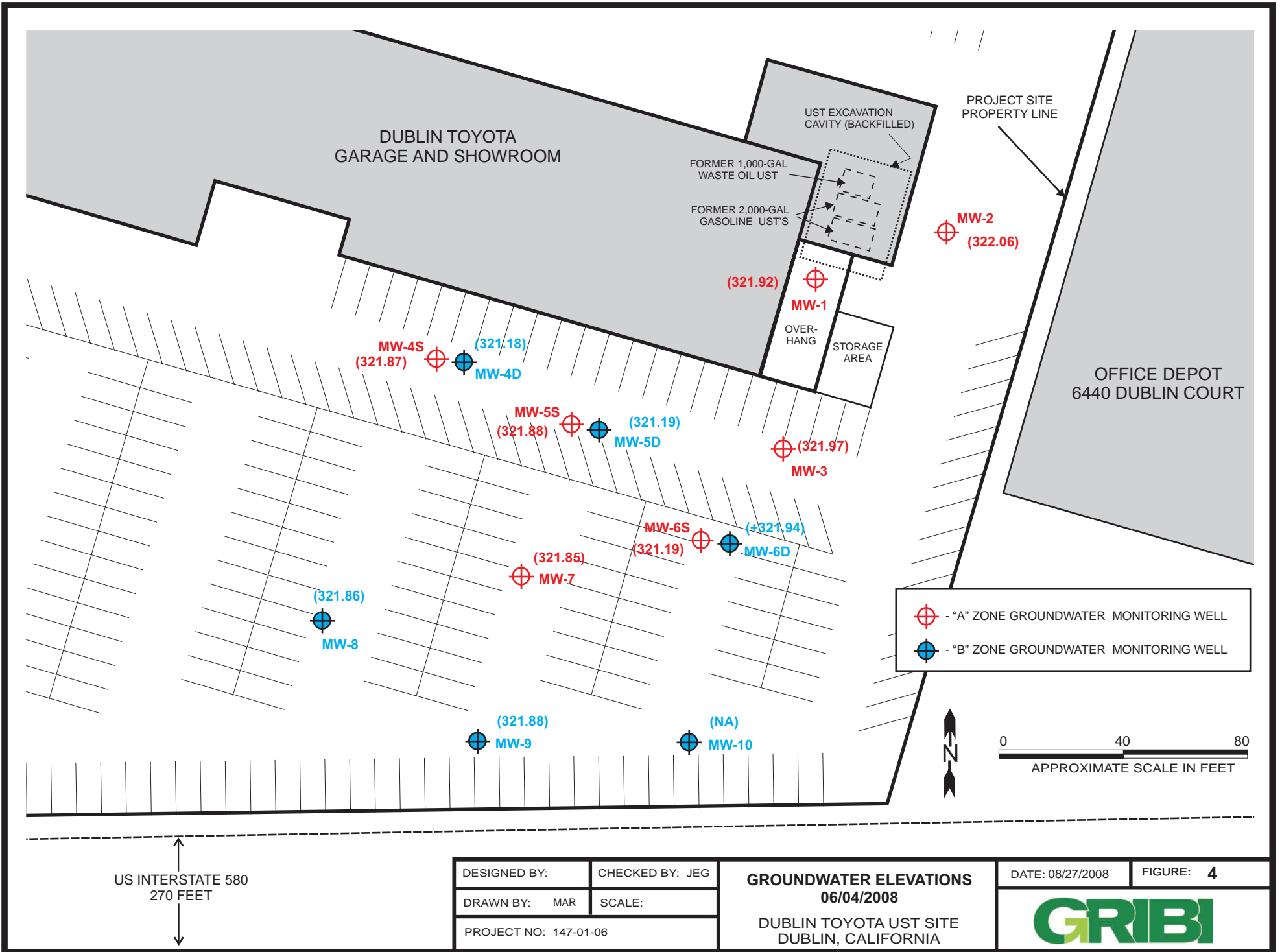
US INTERSTATE 580
270 FEET

DESIGNED BY:	CHECKED BY: JEG
DRAWN BY: MAR	SCALE:
PROJECT NO: 147-01-06	

SITE PLAN
DUBLIN TOYOTA UST SITE
DUBLIN, CALIFORNIA

DATE: 08/27/2008 FIGURE: 3





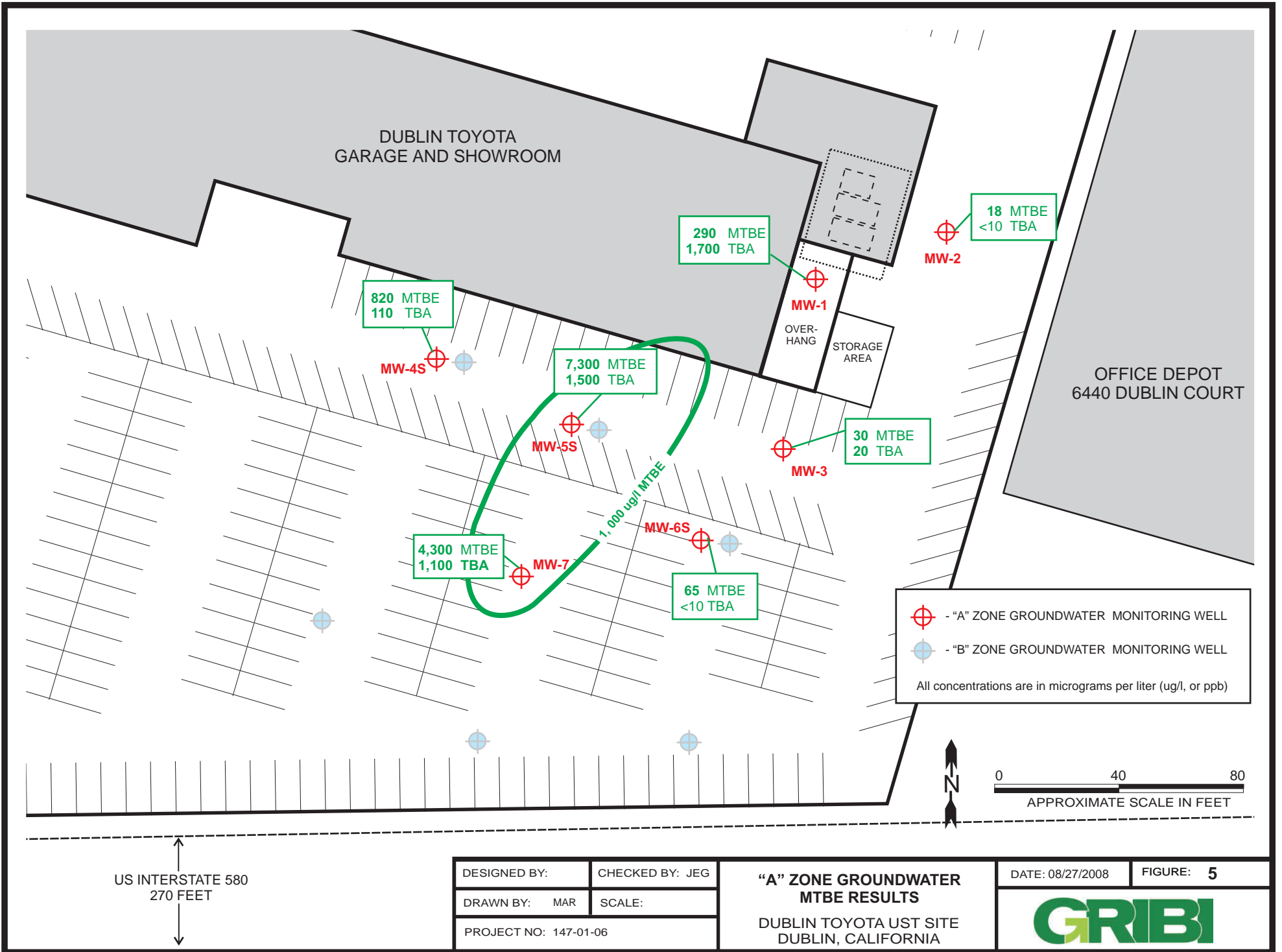
US INTERSTATE 580
270 FEET

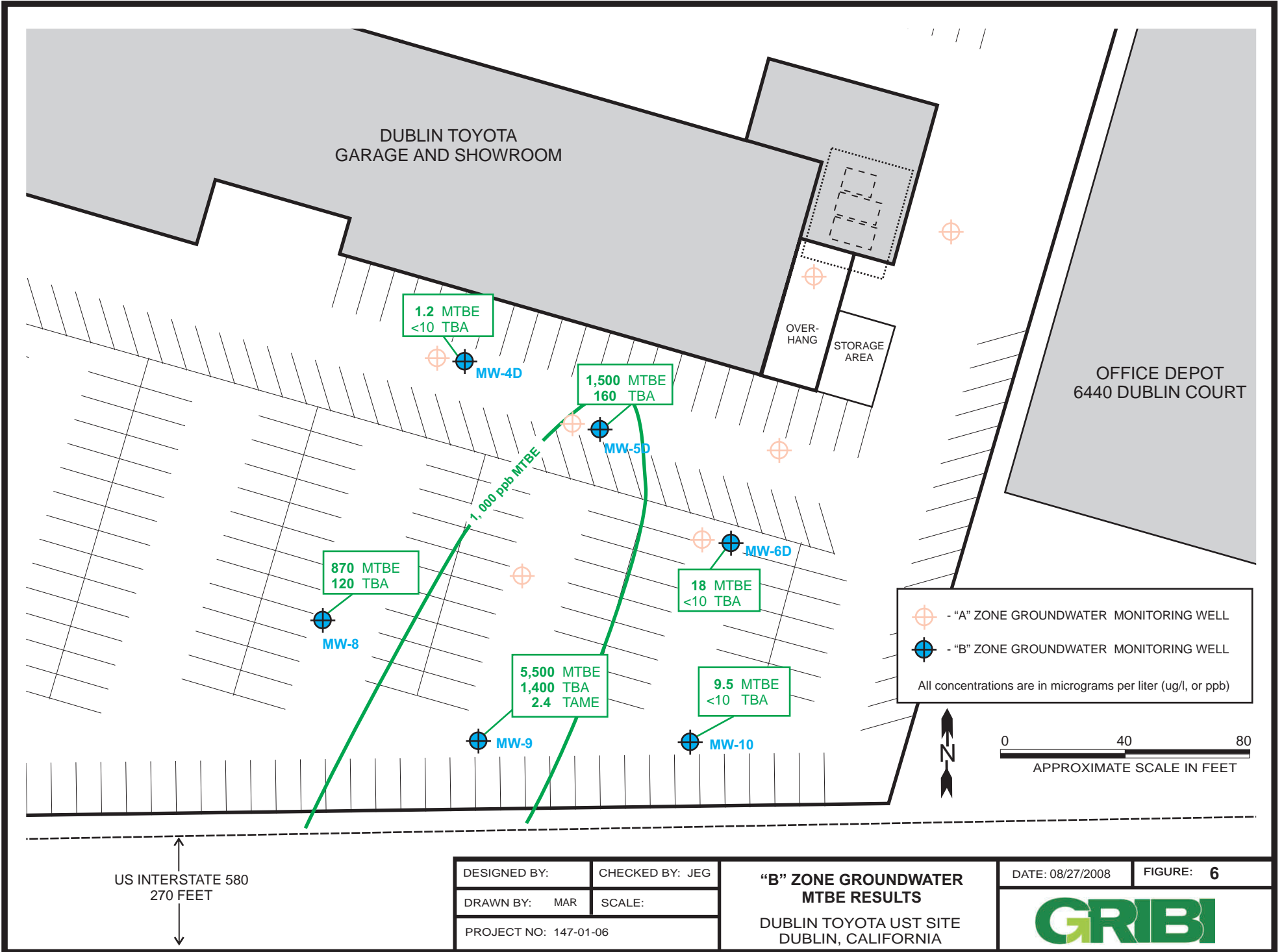
DESIGNED BY:	CHECKED BY: JEG
DRAWN BY: MAR	SCALE:
PROJECT NO: 147-01-06	

GROUNDWATER ELEVATIONS
06/04/2008
DUBLIN TOYOTA UST SITE
DUBLIN, CALIFORNIA

DATE: 08/27/2008 FIGURE: 4







DUBLIN TOYOTA
GARAGE AND SHOWROOM

OFFICE DEPOT
6440 DUBLIN COURT

1.2 MTBE
<10 TBA

1,500 MTBE
160 TBA

870 MTBE
120 TBA

18 MTBE
<10 TBA

5,500 MTBE
1,400 TBA
2.4 TAME

9.5 MTBE
<10 TBA

- "A" ZONE GROUNDWATER MONITORING WELL
 - "B" ZONE GROUNDWATER MONITORING WELL
 All concentrations are in micrograms per liter (ug/l, or ppb)

0 40 80
APPROXIMATE SCALE IN FEET

US INTERSTATE 580
270 FEET

DESIGNED BY:	CHECKED BY: JEG
DRAWN BY: MAR	SCALE:
PROJECT NO: 147-01-06	

**"B" ZONE GROUNDWATER
MTBE RESULTS**
 DUBLIN TOYOTA UST SITE
 DUBLIN, CALIFORNIA

DATE: 08/27/2008 FIGURE: 6



TABLE

Table 1
SUMMARY OF GROUNDWATER ANALYTICAL RESULTS
 Dublin Toyota UST Site

Sample ID	Sample Date	GW Depth	GW Elevation	Concentrations, in micrograms per liter (ug/l)										
				TPH-G	B	T	E	X	TAME	TBA	DIPE	ETBE	MTBE	
MW-1	12/15/98	5.74	323.14	46,000	<100	<100	<100	<100	<100	--	--	--	--	62,000
"A" Zone	04/06/99	5.09	323.79	45,000	<50	<50	<50	<50	<50	--	--	--	--	86,000¹
<328.88>	07/14/99	6.18	322.7	2,800	<100	<100	<100	<100	<100	--	--	--	--	65,000¹
	10/14/99	6.86	322.02	11,000	<17	<17	<17	<17	<17	--	--	--	--	98,000¹
	08/18/00	6.98	321.9	36,000	<50	<50	<50	<50	<50	--	--	--	--	66,000¹
	05/29/02	6.42	322.46	29,100	<15	<15	<15	<30	841	<500	<100	N50		27,800¹
	11/20/02	6.65	322.23	110	<0.5	<0.5	<0.5	<1.0	<20	<50	<20	<20		20,000
	04/06/03	5.95	322.93	1,300	<1.0	<1.0	<1.0	<1.0	10	360	<2.0	2.2		15,000
	07/13/03	6.55	322.33	74	<0.5	<0.5	<0.5	<1.0	10	42	<5.0	<5.0		15,000
	02/11/04	5.74	323.14	<50	<0.5	<0.5	<0.5	<1.0	10	420	<2.0	2.5		34,000
	06/16/04	6.37	322.51	180	<0.5	<0.5	<0.5	<1.0	6.8	290	<2.0	<2.0		7,600
	10/16/04	7.29	321.59	<50	<0.5	<0.5	<0.5	<1.0	<2.0	<10	<2.0	<2.0		6,720
	12/30/04	5.84	323.04	92	<0.5	<0.5	<0.5	<1.0	5.2	<10	<2.0	<2.0		2,600
	03/22/05	5.22	323.66	<50	<0.5	<0.5	<0.5	<1.0	7.3	<10	<2.0	<2.0		6,900
	06/10/05	6.17	322.71	100	<0.5	<0.5	<0.5	<1.0	9.8	<10	<2.0	<2.0		25,000
	10/04/05	7.49	321.39	<50	<0.5	<0.5	<0.5	<1.0	<2.0	<10	<2.0	<2.0		2,500
	12/21/05	7.18	321.70	<50	<0.5	<0.5	<0.5	<1.0	<2.0	<10	<2.0	<2.0		6,800
	03/30/06	5.81	323.07	<50	<0.5	<0.5	1.1	2.6	<2.0	<10	<2.0	<2.0		6,900
	06/01/06	7.20	321.68	<50	<0.5	<0.5	<0.5	<1.0	<2.0	<10	<2.0	<2.0		5,100

Table 1
SUMMARY OF GROUNDWATER ANALYTICAL RESULTS
Dublin Toyota UST Site

Sample ID	Sample Date	GW Depth	GW Elevation	Concentrations, in micrograms per liter (ug/l)									
				TPH-G	B	T	E	X	TAME	TBA	DIPE	ETBE	MTBE
	09/12/06	6.39	322.49	<50	<0.50	<0.50	<0.50	<1.0	2.2	960	<2.0	<2.0	2,400
	11/21/06	7.68	321.2	<50	<0.50	<0.50	<0.50	<1.0	<2.0	1,200	<2.0	<2.0	930
	02/27/07	5.06	323.82	NA	<0.50	<0.50	<0.50	<1.0	<2.0	1,000	<2.0	<2.0	1,100
	06/07/07	7.57	321.31	NA	<0.50	<0.50	<0.50	<1.0	<2.0	1,500	<2.0	<2.0	1,100
	09/14/07	7.52	321.36	NA	<0.50	<0.50	<0.50	<1.0	<20	640	<2.0	<2.0	280
	11/17/07	7.28	321.60	NA	<0.50	<0.50	<0.50	<1.0	<20	1,400	<2.0	<2.0	260
	02/28/08	5.56	323.32	NA	<0.50	<0.50	<0.50	<1.0	<20	1,300	<2.0	<2.0	130
	06/04/08	6.96	321.92	<50	<0.50	<0.50	<0.50	<1.0	<2.0	1,700	<2.0	<2.0	290
MW-2	12/15/98	4.3	323.34	<50	<0.50	0.90	<0.50	1.5	--	--	--	--	<5.0
"A" Zone	04/06/99	3.42	324.22	<50	<0.50	<0.50	<0.50	<0.50	--	--	--	--	<5.0
<327.64>	07/14/99	4.76	322.88	<50	<0.50	<0.50	<0.50	<0.50	--	--	--	--	<5.0
	10/14/99	5.48	322.16	<50	<0.50	<0.50	<0.50	<0.50	--	--	--	--	<5.0
	08/18/00	5.72	321.92	<50	<0.50	<0.50	<0.50	1.1	--	--	--	--	16
	05/29/02	5.18	322.46	<50	<0.3	<0.3	<0.3	3.9	<2.0	<10	<2.0	<2.0	2.6
	11/20/02	5.52	322.12	57	<0.5	<0.5	<0.5	<1.0	<20	<50	<20	<20	9.1
	04/06/03	4.59	323.05	<50	<1.0	<1.0	<1.0	<1.0	<2.0	<10	<2.0	<2.0	5.7
	07/13/03	5.24	322.40	<50	<0.5	<0.5	<0.5	<1.0	<5.0	<10	<5.0	<5.0	6.5
	02/11/04	4.45	323.19	<50	<0.5	<0.5	<0.5	<1.0	<2.0	<10	<2.0	<2.0	8.5
	06/16/04	4.93	322.71	<50	<0.5	<0.5	<0.5	<1.0	<2.0	<10	<2.0	<2.0	120

Table 1
SUMMARY OF GROUNDWATER ANALYTICAL RESULTS
Dublin Toyota UST Site

Sample ID	Sample Date	GW Depth	GW Elevation	Concentrations, in micrograms per liter (ug/l)									
				TPH-G	B	T	E	X	TAME	TBA	DIPE	ETBE	MTBE
	10/16/04	5.97	321.67	78	<0.5	<0.5	<0.5	<1.0	4.1	<10	<2.0	<2.0	43.2
	12/30/04	4.74	322.9	<50	<0.5	<0.5	<0.5	<1.0	4.1	<10	<2.0	<2.0	14
	03/22/05	3.86	323.78	<50	<0.5	<0.5	<0.5	<1.0	<2.0	<10	<2.0	<2.0	13
	06/10/05	4.83	322.81	<50	<0.5	<0.5	<0.5	<1.0	<2.0	<10	<2.0	<2.0	14
	10/04/05	6.19	321.45	<50	<0.5	<0.5	<0.5	<1.0	<2.0	<10	<2.0	<2.0	5.2
	12/21/05	5.81	321.83	<50	<0.5	<0.5	<0.5	<1.0	<2.0	<10	<2.0	<2.0	<1.0
	03/30/06	4.55	323.09	<50	<0.5	<0.5	1.7	3.9	<2.0	<10	<2.0	<2.0	13
	06/01/06	5.93	321.71	<50	<0.5	<0.5	<0.5	<1.0	<2.0	<10	<2.0	<2.0	14
	09/12/06	8.65	318.99	<50	<0.5	<0.5	<0.5	<1.0	<2.0	<10	<2.0	<2.0	22
	11/21/06	6.42	321.22	<50	<0.5	<0.5	<0.5	<1.0	<2.0	<10	<2.0	<2.0	19
	02/27/07	5.14	322.50	NA	<0.5	<0.5	<0.5	<1.0	<2.0	<10	<2.0	<2.0	13
	06/07/07	6.18	321.46	NA	<0.5	<0.5	<0.5	<1.0	<2.0	<10	<2.0	<2.0	30
	09/14/07	6.31	321.33	NA	<0.5	<0.5	<0.5	<1.0	<2.0	<10	<2.0	<2.0	25
	11/17/07	5.90	321.74	NA	<0.5	<0.5	<0.5	<1.0	<2.0	<10	<2.0	<2.0	13
	02/28/08	4.19	323.45	NA	<0.5	<0.5	<0.5	<1.0	<2.0	<10.0	<2.0	<2.0	14
	06/04/08	5.58	322.06	<50	<0.5	<0.5	<0.5	<1.0	<2.0	<10	<2.0	<2.0	18

Table 1
SUMMARY OF GROUNDWATER ANALYTICAL RESULTS
Dublin Toyota UST Site

Sample ID	Sample Date	GW Depth	GW Elevation	Concentrations, in micrograms per liter (ug/l)									
				TPH-G	B	T	E	X	TAME	TBA	DIPE	ETBE	MTBE
MW-3	08/18/00	5.67	321.77	210	<0.50	0.58	<0.50	0.59	--	--	--	--	570¹
"A" Zone	05/29/02	5.1	322.34	<50	<0.3	<0.3	<0.3	219	<2.0	<10	<2.0	<2.0	281
<327.44>	11/20/02	5.56	321.88	200	<0.5	<0.5	<0.5	<1.0	<20	<50	<20	<20	460
	04/06/03	4.64	322.8	270	<1.0	<1.0	<1.0	<1.0	<2.0	<10	<2.0	<2.0	340
	07/13/03	5.48	321.96	<50	<0.5	<0.5	<0.5	<1.0	<5.0	<10	<5.0	<5.0	460
	02/11/04	4.47	322.97	<50	<0.5	<0.5	<0.5	<1.0	2.2	1,000	<2.0	<2.0	4,000
	06/16/04	5.23	322.21	<50	<0.5	<0.5	<0.5	<1.0	<2.0	<10	<2.0	<2.0	240
	10/16/04	5.92	321.52	<50	<0.5	<0.5	<0.5	<1.0	<2.0	<10	<2.0	<2.0	210
	12/30/04	4.54	322.9	<50	<0.5	<0.5	<0.5	<1.0	<2.0	120	<2.0	<2.0	190
	03/22/05	3.9	323.54	<50	<0.5	<0.5	<0.5	<1.0	<2.0	<10	<2.0	<2.0	210
	06/10/05	4.83	322.61	<50	<0.5	<0.5	<0.5	<1.0	<2.0	<10	<2.0	<2.0	230
	10/04/05	6.02	321.42	<50	<0.5	<0.5	<0.5	<1.0	<2.0	<10	<2.0	<2.0	380
	12/21/05	5.74	321.7	<50	<0.5	<0.5	<0.5	<1.0	<2.0	<10	<2.0	<2.0	320
	03/30/06	4.35	323.09	<50	<0.50	<0.50	1.3	3.0	<2.0	<10	<2.0	<2.0	160
	06/01/06	5.69	321.75	<50	<0.50	<0.50	<0.50	<1.0	<2.0	<10	<2.0	<2.0	270
	09/12/06	6.21	321.23	<50	<0.50	<0.50	<0.50	<1.0	<2.0	<10	<2.0	<2.0	130
	11/21/06	6.29	321.15	<50	<0.50	<0.50	<0.50	<0.50	<2.0	<10	<2.0	<2.0	90
	02/27/07	-	-	NA	<0.50	<0.50	<0.50	<0.50	<2.0	<10	<2.0	<2.0	39
	06/7/07	5.98	321.46	NA	<0.50	<0.50	<0.50	<0.50	<2.0	<10	<2.0	<2.0	270

Table 1
SUMMARY OF GROUNDWATER ANALYTICAL RESULTS
Dublin Toyota UST Site

Sample ID	Sample Date	GW Depth	GW Elevation	Concentrations, in micrograms per liter (ug/l)									
				TPH-G	B	T	E	X	TAME	TBA	DIPE	ETBE	MTBE
	09/14/07	6.11	321.33	NA	<0.50	<0.50	<0.50	<1.0	<2.0	<10	<2.0	<2.0	59
	11/17/07	5.86	321.58	NA	<0.50	<0.50	<0.50	<1.0	<2.0	<10	<2.0	<2.0	75
	02/28/08	4.12	323.32	NA	<0.50	<0.50	<0.50	<1.0	<2.0	<10	<2.0	<2.0	36
	06/04/08	5.47	321.97	<50	<0.50	<0.50	<0.50	<1.0	<2.0	20	<2.0	<2.0	30
MW-4S	04/27/06	5.03	322.77	<50	<0.50	<0.50	<0.50	<1.0	<2.0	<10	<2.0	<2.0	<1.0
"A" Zone	06/01/06	3.72	324.08	<50	<0.50	<0.50	<0.50	<1.0	<2.0	<10	<2.0	<2.0	<1.0
<327.80>	9/12/06	6.01	321.79	<50	<0.50	<0.50	<0.50	<1.0	<2.0	<10	<2.0	<2.0	<1.0
	11/21/06	6.68	321.12	<50	<0.50	<0.50	<0.50	<1.0	<2.0	<10	<2.0	<2.0	2.1
	02/27/07	5.39	322.41	NA	<0.50	<0.50	<0.50	<1.0	<2.0	<10	<2.0	<2.0	3.0
	06/07/07	6.38	321.42	NA	<0.50	<0.50	<0.50	<1.0	<2.0	<10	<2.0	<2.0	27
	09/14/07	-	-	NA	<0.50	<0.50	<0.50	<1.0	<2.0	<10	<2.0	<2.0	15
	11/17/07	6.39	321.41	NA	<0.50	<0.50	<0.50	<1.0	<2.0	<10	<2.0	<2.0	73
	02/28/08	4.65	323.15	NA	<0.50	<0.50	<0.50	<1.0	<2.0	<10	<2.0	<2.0	360
	06/04/08	5.93	321.87	<50	<0.50	<0.50	<0.50	<1.0	<2.0	110	<2.0	<2.0	820
MW-4D	04/27/06	5.00	322.67	<50	<0.50	<0.50	<0.50	<1.0	<2.0	<10	<2.0	<2.0	<1.0
"B" Zone	06/01/06	--	--	<50	<0.50	<0.50	<0.50	<1.0	<2.0	<10	<2.0	<2.0	<1.0
<327.67>	09/12/06	4.23	323.44	<50	<0.50	<0.50	<0.50	<1.0	<2.0	<10	<2.0	<2.0	<1.0
	11/21/06	6.51	321.16	<50	<0.50	<0.50	<0.50	<1.0	<2.0	<10	<2.0	<2.0	<1.0
	02/27/07	-	-	NA	<0.50	<0.50	<0.50	<1.0	<2.0	<10	<2.0	<2.0	<1.0

Table 1
SUMMARY OF GROUNDWATER ANALYTICAL RESULTS
 Dublin Toyota UST Site

Sample ID	Sample Date	GW Depth	GW Elevation	Concentrations, in micrograms per liter (ug/l)									
				TPH-G	B	T	E	X	TAME	TBA	DIPE	ETBE	MTBE
	06/07/07	7.51	320.16	NA	<0.50	<0.50	<0.50	<1.0	<2.0	<10	<2.0	<2.0	<1.0
	09/14/07	-	--	NA	<0.50	<0.50	<0.50	<1.0	<2.0	<10	<2.0	<2.0	<1.0
	11/17/07	6.43	321.24	NA	<0.50	<0.50	<0.50	<1.0	<2.0	<10	<2.0	<2.0	<1.0
	02/28/08	6.05	321.62	NA	<0.50	<0.50	<0.50	<1.0	<2.0	<10	<2.0	<2.0	<1.0
	06/04/08	6.49	321.18	<50	<0.50	<0.50	<0.50	<1.0	<2.0	<10	<2.0	<2.0	1.2
MW-5S	04/27/06	4.25	322.84	<50	<0.50	<0.50	<0.50	<1.0	4.6	<10	<2.0	<2.0	10,000
"A" Zone	06/01/06	5.41	321.68	<50	<0.50	<0.50	<0.50	<1.0	<2.0	<10	<2.0	<2.0	8,300
<327.09>	09/12/06	5.85	321.24	<50	<0.50	<0.50	<0.50	<1.0	3.5	340	<2.0	<2.0	6,500
	11/21/06	5.57	321.52	<50	<0.50	<0.50	<0.50	<1.0	3.5	1,200	<2.0	<2.0	4,700
	02/27/07	4.61	322.48	NA	<0.50	<0.50	<0.50	<1.0	2.9	1,400	<2.0	<2.0	3,800
	06/07/07	5.61	321.48	NA	<0.50	<0.50	<0.50	<1.0	3.2	<10	<2.0	<2.0	7,800
	09/14/07	5.83	321.26	NA	<0.50	<0.50	<0.50	<1.0	<2.0	640	<2.0	<2.0	2,700
	11/17/07	5.61	321.48	NA	<0.50	<0.50	<0.50	<1.0	<2.0	47	<2.0	<2.0	4,700
	02/28/08	3.86	323.23	NA	<0.50	<0.50	<0.50	<1.0	<2.0	<10	<2.0	<2.0	2,700
	06/04/08	5.21	321.88	<50	<0.50	<0.50	<0.50	<1.0	2.7	1,500	<2.0	<2.0	7,300
MW-5D	04/27/06	4.01	323.29	<50	<0.50	<0.50	<0.50	<1.0	<2.0	<10	<2.0	<2.0	1,900
"B" Zone	06/01/06	5.85	321.45	<50	<0.50	<0.50	<0.50	<1.0	<2.0	<10	<2.0	<2.0	2,300
<327.30>	09/12/06	6.50	320.80	<50	<0.50	<0.50	<0.50	<1.0	2.6	150	<2.0	<2.0	3,900
	11/21/06	6.11	321.19	<50	<0.50	<0.50	<0.50	<1.0	4.0	1,300	<2.0	<2.0	2,600
	02/27/07	5.51	321.79	NA	<0.50	<0.50	<0.50	<1.0	<2.0	440	<2.0	<2.0	1,900
	06/07/07	6.72	320.58	NA	<0.50	<0.50	<0.50	<1.0	<2.0	<10	<2.0	<2.0	2,700

Table 1
SUMMARY OF GROUNDWATER ANALYTICAL RESULTS
Dublin Toyota UST Site

Sample ID	Sample Date	GW Depth	GW Elevation	Concentrations, in micrograms per liter (ug/l)									
				TPH-G	B	T	E	X	TAME	TBA	DIPE	ETBE	MTBE
	09/14/07	-	--	NA	<0.50	<0.50	<0.50	<1.0	<2.0	170	<2.0	<2.0	1,600
	11/17/07	5.55	321.75	NA	<0.50	<0.50	<0.50	<1.0	<2.0	<10	<2.0	<2.0	3,000
	02/28/08	5.22	322.08	NA	<0.50	<0.50	<0.50	<1.0	<2.0	<10	<2.0	<2.0	890
	06/04/08	6.11	321.19	<50	<0.50	<0.50	<0.50	<1.0	<2.0	160	<2.0	<2.0	1,500
MW-6S	04/27/06	12.32	314.21	<50	<0.50	<0.50	<0.50	<1.0	<2.0	<10	<2.0	<2.0	190
"A" Zone	06/01/06	11.39	315.14	<50	<0.50	<0.50	<0.50	<1.0	<2.0	<10	<2.0	<2.0	73
<326.53>	09/12/06	16.49	310.04	<50	<0.50	<0.50	<0.50	<1.0	<2.0	<10	<2.0	<2.0	130
	11/21/06	7.93	318.60	<50	<0.50	<0.50	<0.50	<1.0	<2.0	<10	<2.0	<2.0	140
	02/27/07	-	-	NA	<0.50	<0.50	<0.50	<1.0	<2.0	<10	<2.0	<2.0	87
	06/07/07	6.08	320.45	NA	<0.50	<0.50	<0.50	<1.0	<2.0	<10	<2.0	<2.0	83
	09/14/07	6.32	320.21	NA	<0.50	<0.50	<0.50	<1.0	<2.0	<10	<2.0	<2.0	72
	11/17/07	7.69	318.84	NA	<0.50	<0.50	<0.50	<1.0	<2.0	<10	<2.0	<2.0	72
	02/28/08	5.03	321.50	NA	<0.50	<0.50	<0.50	<1.0	<2.0	<10	<2.0	<2.0	68
	06/04/08	5.34	321.19	<50	<0.50	<0.50	<0.50	<1.0	<2.0	<10	<2.0	<2.0	65
MW-6D	04/27/06	4.09	322.63	<50	<0.50	<0.50	<0.50	<1.0	<2.0	<10	<2.0	<2.0	22
"B" Zone	06/01/06	4.85	321.87	<50	<0.50	<0.50	<0.50	<1.0	<2.0	<10	<2.0	<2.0	11
<326.72>	09/12/06	5.40	321.32	<50	<0.50	<0.50	<0.50	<1.0	<2.0	<10	<2.0	<2.0	7.3
	11/21/06	5.52	321.2	<50	<0.50	<0.50	<0.50	<1.0	<2.0	<10	<2.0	<2.0	7.8
	02/27/07	4.09	322.63	NA	<0.50	<0.50	<0.50	<1.0	<2.0	<10	<2.0	<2.0	4.6
	06/07/07	5.14	321.58	NA	<0.50	<0.50	<0.50	<1.0	<2.0	<10	<2.0	<2.0	8.5
	09/14/07	5.42	321.3	NA	<0.50	<0.50	<0.50	<1.0	<2.0	<10	<2.0	<2.0	15

Table 1
SUMMARY OF GROUNDWATER ANALYTICAL RESULTS
Dublin Toyota UST Site

Sample ID	Sample Date	GW Depth	GW Elevation	Concentrations, in micrograms per liter (ug/l)									
				TPH-G	B	T	E	X	TAME	TBA	DIPE	ETBE	MTBE
	11/17/07	5.20	321.52	NA	<0.50	<0.50	<0.50	<1.0	<2.0	<10	<2.0	<2.0	26
	02/28/08	3.41	323.31	NA	<0.50	<0.50	<0.50	<1.0	<2.0	<10	<2.0	<2.0	9.3
	06/04/08	4.78	321.94	<50	<0.50	<0.50	<0.50	<1.0	<2.0	<10	<2.0	<2.0	18
MW-7	04/27/06	3.33	322.83	<50	<0.50	<0.50	<0.50	<1.0	<2.0	<10	<2.0	<2.0	<1.0
"A" Zone	06/01/06	4.47	321.69	<50	<0.50	<0.50	<0.50	<1.0	<2.0	<10	<2.0	<2.0	16
<326.16>	09/12/06	4.92	321.24	<50	<0.50	<0.50	<0.50	<1.0	<2.0	<10	<2.0	<2.0	81
	11/21/06	5.02	321.14	<50	<0.50	<0.50	<0.50	<1.0	<2.0	<10	<2.0	<2.0	180
	02/27/07	3.46	322.70	NA	<0.50	<0.50	<0.50	<1.0	<2.0	120	<2.0	<2.0	350
	06/07/07	4.71	321.45	NA	<0.50	<0.50	<0.50	<1.0	<2.0	<10	<2.0	<2.0	520
	09/14/07	4.92	321.24	NA	<0.50	<0.50	<0.50	<1.0	<2.0	13	<2.0	<2.0	270
	11/17/07	4.69	321.47	NA	<0.50	<0.50	<0.50	<1.0	<2.0	<10	<2.0	<2.0	710
	02/28/08	3.07	323.09	NA	<0.50	<0.50	<0.50	<1.0	<2.0	<10	<2.0	<2.0	1,800
	06/04/08	4.31	321.85	<50	<0.50	<0.50	<0.50	<1.0	<2.0	1,100	<2.0	<2.0	4,300
MW-8	04/27/06	3.05	322.83	<50	<0.50	<0.50	<0.50	<1.0	<2.0	<10	<2.0	<2.0	2,000
"B" Zone	06/01/06	4.09	321.79	<50	<0.50	<0.50	<0.50	<1.0	<2.0	<10	<2.0	<2.0	2,000
<325.88>	09/12/06	4.58	321.3	<50	<0.50	<0.50	<0.50	<1.0	<2.0	150	<2.0	<2.0	2,500
	11/21/06	5.73	320.15	<50	<0.50	<0.50	<0.50	<1.0	2.2	430	<2.0	<2.0	1,900
	02/27/07	3.03	322.85	NA	<0.50	<0.50	<0.50	<1.0	<2.0	330	<2.0	<2.0	1,600
	06/07/07	4.32	321.56	NA	<0.50	<0.50	<0.50	<1.0	<2.0	<10	<2.0	<2.0	1,500
	09/14/07	4.45	321.43	NA	<0.50	<0.50	<0.50	<1.0	<2.0	58	<2.0	<2.0	630

Table 1
SUMMARY OF GROUNDWATER ANALYTICAL RESULTS
 Dublin Toyota UST Site

Sample ID	Sample Date	GW Depth	GW Elevation	Concentrations, in micrograms per liter (ug/l)									
				TPH-G	B	T	E	X	TAME	TBA	DIPE	ETBE	MTBE
	11/17/07	4.39	321.49	NA	<0.50	<0.50	<0.50	<1.0	<2.0	<10	<2.0	<2.0	640
	02/28/08	-	-	NA	<0.50	<0.50	<0.50	<1.0	<2.0	<10	<2.0	<2.0	<1.0
	06/04/08	4.02	321.86	<50	<0.50	<0.50	<0.50	<1.0	<2.0	120	<2.0	<2.0	870
MW-9	04/27/06	2.45	322.84	<50	<0.50	<0.50	<0.50	<1.0	<2.0	<10	<2.0	<2.0	2,200
"B" Zone	06/01/06	3.52	321.77	<50	<0.50	<0.50	<0.50	<1.0	<2.0	<10	<2.0	<2.0	1,000
<325.29>	09/12/06	4.01	321.28	<50	<0.50	<0.50	<0.50	<1.0	<2.0	130	<2.0	<2.0	2,100
	11/21/06	4.08	321.21	<50	<0.50	<0.50	<0.50	<1.0	<2.0	180	<2.0	<2.0	1,200
	02/27/07	2.69	322.60	NA	<0.50	<0.50	<0.50	<1.0	<2.0	270	<2.0	<2.0	930
	06/07/07	3.73	321.56	NA	<0.50	<0.50	<0.50	<1.0	<2.0	<10	<2.0	<2.0	1,400
	09/14/07	4.02	321.27	NA	<0.50	<0.50	<0.50	<1.0	<2.0	35	<2.0	<2.0	460
	11/17/07	--	--	NA	<0.50	<0.50	<0.50	<1.0	<2.0	<10	<2.0	<2.0	910
	02/28/08	2.13	323.16	NA	<0.50	<0.50	<0.50	<1.0	<2.0	<10	<2.0	<2.0	1,200
	06/04/08	3.41	321.88	<50	<0.50	<0.50	<0.50	<1.0	2.4	1,400	<2.0	<2.0	5,500
MW-10	04/27/06	2.65	322.89	<50	<0.50	<0.50	<0.50	<1.0	<2.0	<10	<2.0	<2.0	15
"B" Zone	06/01/06	3.72	321.82	<50	<0.50	<0.50	<0.50	<1.0	<2.0	<10	<2.0	<2.0	<1.0
<325.54>	09/12/06	4.27	321.27	<50	<0.50	<0.50	<0.50	<1.0	<2.0	<10	<2.0	<2.0	12
	11/21/06	4.35	321.19	<50	<0.50	<0.50	<0.50	<1.0	<2.0	<10	<2.0	<2.0	15
	02/27/07	3.78	321.76	NA	<0.50	<0.50	<0.50	<1.0	<2.0	<10	<2.0	<2.0	11
	06/07/07	3.91	321.63	NA	<0.50	<0.50	<0.50	<1.0	<2.0	<10	<2.0	<2.0	12

Table 1
SUMMARY OF GROUNDWATER ANALYTICAL RESULTS
 Dublin Toyota UST Site

Sample ID	Sample Date	GW Depth	GW Elevation	Concentrations, in micrograms per liter (ug/l)									
				TPH-G	B	T	E	X	TAME	TBA	DIPE	ETBE	MTBE
	09/14/07	4.22	321.32	NA	<0.50	<0.50	<0.50	<1.0	<2.0	<10	<2.0	<2.0	<1.0
	11/17/07	4.06	321.48	NA	<0.50	<0.50	<0.50	<1.0	<2.0	<10	<2.0	<2.0	6.1
	02/28/08	2.83	322.71	NA	<0.50	<0.50	<0.50	<1.0	<2.0	<10	<2.0	<2.0	<1.0
	06/04/08	--	--	<50	<0.50	<0.50	<0.50	<1.0	<2.0	<10	<2.0	<2.0	9.5

Table Notes:

GW Depth = Groundwater depth below top of casing.
 GW Elevation = Groundwater mean sea level elevation.
 TPH-D = Total Petroleum Hydrocarbons as Diesel
 TPH-MO = Total Petroleum Hydrocarbons as Motor Oil
 TPH-G = Total Petroleum Hydrocarbons as Gasoline
 B = Benzene
 T = Toluene
 E = Ethylbenzene
 X = Xylenes
 TAME = Tert-amyl Methyl Ether
 TBA = tert-Butanol

DIPE = Diisopropyle ether ETBE = Ethyl-tert-butyl ether
 MTBE = Methyl-t-Butyl Ether
 NA = Not analyzed for particular parameter
 <0.050 = Not detected above the expressed value.
 <328.88> = Surveyed top of casing mean sea level elevation.
 "A" Zone = Discontinuous sand and gravel layers shallower than 25 feet in depth.
 "B" Zone = Semi-continuous sand and gravel layer between about 30 and 35 feet in depth.
 1 = MTBE result was confirmed using USEPA Method 8260B.
 2 = MW-1 and MW-2 laboratory results reported by Sunstar Laboratories appear to be mistakenly switched. This has been corrected herein.

ATTACHMENT A
GROUNDWATER MONITORING FIELD DATA RECORDS

Ground Water Monitoring Field Sheet

Site Dublin Toyota

Project Number _____

Sampling Personnel AJG

Date 6/4/08

Weather Conditions Swd

Well ID MW-1

Casing Diameter (inches) 2"

Depth to Water (ft) 6.96

Total Depth (ft) 24.9'

Water Column (ft) 17.94

One Well Volume (gal) _____

3X Well Volume (gal) 10

Notes:

One Well Volume is determined by multiplying "Water Column" by:

* 0.059 for 3/4 inch well, 0.17 for 2 inch well, 0.38 for 3 inch well, 0.66 for 4 inch well, 1.50 for 6 inch well

Field Methods (check appropriate box)

Activity	Bailer	Pump	Comments
<u>Purge</u>		<u>X</u>	<u>12 V pump</u>

Field Parameters

Time	Volume Purged	Temp (Celsius)	E.C. (mS/cm)	D.O. (mg/L)	pH	ORP (mv)	Comments
<u>7:52</u>	<u>5</u>	<u>18.64</u>	<u>2.302</u>	<u>-62</u>	<u>7.26</u>	<u>-26.4</u>	
<u>7:55</u>	<u>3</u>	<u>18.56</u>	<u>2.188</u>	<u>0.82</u>	<u>7.06</u>	<u>-23.7</u>	
<u>8:00</u>	<u>2</u>	<u>18.71</u>	<u>2.063</u>	<u>0.77</u>	<u>7.00</u>	<u>-21.4</u>	

Sample Observations

Characteristic	None	Slight	Moderate	Strong	Comments
Color	<u>/</u>				
Odor	<u>/</u>				
Turbidity	<u>/</u>				
Sheen	<u>/</u>				
Floating Particles					
Precipitate					

Sample Time 8:00

Sampler's Signature 

Ground Water Monitoring Field Sheet

Site DUBLIN TOYOTA

Project Number _____

Sampling Personnel ADH

Date 6/4/08

Weather Conditions SWW

Well ID MW-2

Casing Diameter (inches) 2"

Depth to Water (ft) 5.58

Total Depth (ft) 28.8'

Water Column (ft) 23.22

One Well Volume (gal) _____

3X Well Volume (gal) 14

Notes:

One Well Volume is determined by multiplying "Water Column" by:

* 0.059 for 3/4 inch well, 0.17 for 2 inch well, 0.38 for 3 inch well, 0.66 for 4 inch well, 1.50 for 6 inch well

Field Methods (check appropriate box)

Activity	Bailer	Pump	Comments
<u>PUMP</u>		<u>X</u>	<u>12 V pump</u>

Field Parameters

Time	Volume Purged	Temp (Celsius)	E.C. (mS/cm)	D.O. (mg/L)	pH	ORP (mv)	Comments
<u>6:50</u>	<u>5</u>	<u>17.85</u>	<u>2.004</u>	<u>12.06</u>	<u>7.15</u>	<u>-46.9</u>	
<u>6:55</u>	<u>5</u>	<u>17.59</u>	<u>2.321</u>	<u>1.63</u>	<u>7.05</u>	<u>-63.8</u>	
<u>7:00</u>	<u>5</u>	<u>17.47</u>	<u>2.333</u>	<u>1.33</u>	<u>7.13</u>	<u>-63.4</u>	

Sample Observations

Characteristic	None	Slight	Moderate	Strong	Comments
Color	<u>/</u>				
Odor	<u>/</u>				
Turbidity	<u>/</u>				
Sheen	<u>/</u>				
Floating Particles					
Precipitate					

Sample Time 7:00

Sampler's Signature [Signature]

Ground Water Monitoring Field Sheet

Site Dublin Toyota

Project Number _____

Sampling Personnel ASH

Date 6/4/08

Weather Conditions SUN

Well ID MW-3

Casing Diameter (inches) 2"

Depth to Water (ft) 5.47

Total Depth (ft) 28.2'

Water Column (ft) 22.73

One Well Volume (gal) _____

3X Well Volume (gal) 14

Notes:

One Well Volume is determined by multiplying "Water Column" by:

* 0.059 for 3/4 inch well, 0.17 for 2 inch well, 0.38 for 3 inch well, 0.66 for 4 inch well, 1.50 for 6 inch well

Field Methods (check appropriate box)

Activity	Bailer	Pump	Comments
<u>Purge</u>		<u>x</u>	<u>12 v pump</u>

Field Parameters

Time	Volume Purged	Temp (Celsius)	E.C. (mS/cm)	D.O. (mg/L)	pH	ORP (mv)	Comments
<u>8:50</u>	<u>5</u>	<u>20.30</u>	<u>3.740</u>	<u>1.12</u>	<u>7.02</u>	<u>41.0</u>	
<u>8:55</u>	<u>5</u>	<u>20.00</u>	<u>4.040</u>	<u>0.55</u>	<u>6.93</u>	<u>-43.1</u>	
<u>9:00</u>	<u>5</u>	<u>20.29</u>	<u>4.660</u>	<u>0.56</u>	<u>6.93</u>	<u>-29.0</u>	

Sample Observations

Characteristic	None	Slight	Moderate	Strong	Comments
Color	<u>/</u>				
Odor	<u>/</u>				
Turbidity	<u>/</u>				
Sheen	<u>/</u>				
Floating Particles					
Precipitate					

Sample Time 9:00

Sampler's Signature 

Ground Water Monitoring Field Sheet

Site Dustin Toyota

Project Number _____

Sampling Personnel ASH

Date 6/2/08

Weather Conditions SUN

Well ID MW-45

Casing Diameter (inches) 3/4"

Depth to Water (ft) 5.93

Total Depth (ft) 20'

Water Column (ft) 14.07

One Well Volume (gal) _____

3X Well Volume (gal) 2

Notes:

One Well Volume is determined by multiplying "Water Column" by:

* 0.059 for 3/4 inch well, 0.17 for 2 inch well, 0.38 for 3 inch well, 0.66 for 4 inch well, 1.50 for 6 inch well

Field Methods (check appropriate box)

Activity	Bailer	Pump	Comments
<u>Pump</u>		<u>X</u>	<u>PERIST. Pump</u>

Field Parameters

Time	Volume Purged	Temp (Celsius)	E.C. (mS/cm)	D.O. (mg/L)	pH	ORP (mv)	Comments
<u>9:55</u>	<u>1</u>	<u>20.82</u>	<u>3.709</u>	<u>-1.42</u>	<u>6.90</u>	<u>75.1</u>	
<u>10:00</u>	<u>1</u>	<u>20.55</u>	<u>3.755</u>	<u>0.46</u>	<u>6.86</u>	<u>68.2</u>	

Sample Observations

Characteristic	None	Slight	Moderate	Strong	Comments
Color	<u>///</u>				
Odor	<u>///</u>				
Turbidity	<u>///</u>				
Sheen	<u>///</u>				
Floating Particles					
Precipitate					

Sample Time 10:00

Sampler's Signature 

Ground Water Monitoring Field Sheet

Site Dublin Twp

Project Number _____

Sampling Personnel ADH

Date 6/4/03

Weather Conditions SVN

Well ID MW-40

Casing Diameter (inches) 3/4"

Depth to Water (ft) 6.45

Total Depth (ft) 40'

Water Column (ft) 33.51

One Well Volume (gal) _____

3X Well Volume (gal) 6

Notes:

One Well Volume is determined by multiplying "Water Column" by:

* 0.059 for 3/4 inch well, 0.17 for 2 inch well, 0.38 for 3 inch well, 0.66 for 4 inch well, 1.50 for 6 inch well

Field Methods (check appropriate box)

Activity	Bailer	Pump	Comments
<u>Pretest</u>		<u>X</u>	<u>PARAST. Pump</u>

Field Parameters

Time	Volume Purged	Temp (Celsius)	E.C. (mS/cm)	D.O. (mg/L)	pH	ORP (mv)	Comments
<u>10:35</u>	<u>2</u>	<u>21.06</u>	<u>1.436</u>	<u>9.56</u>	<u>7.17</u>	<u>-71.4</u>	
<u>10:40</u>	<u>2</u>	<u>21.13</u>	<u>1.501</u>	<u>0.76</u>	<u>7.00</u>	<u>-76.4</u>	
<u>10:45</u>	<u>2</u>						

Sample Observations

Characteristic	None	Slight	Moderate	Strong	Comments
Color	<u>/</u>				
Odor	<u>/</u>				
Turbidity	<u>/</u>				
Sheen	<u>/</u>				
Floating Particles					
Precipitate					

Sample Time 10:45

Sampler's Signature [Signature]

Ground Water Monitoring Field Sheet

Site Duolin Tapasa Project Number _____
 Sampling Personnel AJK Date 6/2/08
 Weather Conditions SUN
 Well ID MW-55 Casing Diameter (inches) 5/4"
 Depth to Water (ft) 5.21 Total Depth (ft) 20'
 Water Column (ft) 14.79 One Well Volume (gal) _____
 3X Well Volume (gal) 3

Notes:

One Well Volume is determined by multiplying "Water Column" by:

* 0.059 for 3/4 inch well, 0.17 for 2 inch well, 0.38 for 3 inch well, 0.66 for 4 inch well, 1.50 for 6 inch well

Field Methods (check appropriate box)

Activity	Bailer	Pump	Comments
<u>Pneum</u>		<u>X</u>	<u>12 v pump</u>

Field Parameters

Time	Volume Purged	Temp (Celsius)	E.C. (mS/cm)	D.O. (mg/L)	pH	ORP (mv)	Comments
<u>11:35</u>	<u>1</u>	<u>20.36</u>	<u>3.201</u>	<u>10.53</u>	<u>6.97</u>	<u>107.6</u>	
<u>11:42</u>	<u>1</u>	<u>20.41</u>	<u>3.227</u>	<u>0.85</u>	<u>6.74</u>	<u>96.4</u>	
<u>11:45</u>	<u>1</u>	<u>20.33</u>	<u>3.132</u>	<u>0.76</u>	<u>6.75</u>	<u>57.7</u>	

Sample Observations

Characteristic	None	Slight	Moderate	Strong	Comments
Color	<u>/</u>				
Odor	<u>/</u>				
Turbidity	<u>/</u>				
Sheen	<u>/</u>				
Floating Particles					
Precipitate					

Sample Time 11:45

Sampler's Signature AJK

Ground Water Monitoring Field Sheet

Site Dublin Tanager

Project Number _____

Sampling Personnel ADZ

Date 6/4/09

Weather Conditions SUN

Well ID MW-50

Casing Diameter (inches) 3/4"

Depth to Water (ft) 6.11

Total Depth (ft) 40'

Water Column (ft) 33.89

One Well Volume (gal) _____

3X Well Volume (gal) 6

Notes:

One Well Volume is determined by multiplying "Water Column" by:

* 0.059 for 3/4 inch well, 0.17 for 2 inch well, 0.38 for 3 inch well, 0.66 for 4 inch well, 1.50 for 6 inch well

Field Methods (check appropriate box)

Activity	Bailer	Pump	Comments
<u>Purge</u>		<u>X</u>	<u>Parast. Pump</u>

Field Parameters

Time	Volume Purged	Temp (Celsius)	E.C. (mS/cm)	D.O. (mg/L)	pH	ORP (mv)	Comments
<u>12:35</u>	<u>2</u>	<u>20.80</u>	<u>2.734</u>	<u>-0.62</u>	<u>7.14</u>	<u>-4.4</u>	
<u>12:40</u>	<u>2</u>						
<u>12:45</u>	<u>2</u>	<u>- WENT</u>		<u>dry</u>			

Sample Observations

Characteristic	None	Slight	Moderate	Strong	Comments
Color	<u>/</u>				
Odor	<u>/</u>				
Turbidity	<u>/</u>				
Sheen	<u>/</u>				
Floating Particles					
Precipitate					

Sample Time 12:45

Sampler's Signature [Signature]

Ground Water Monitoring Field Sheet

Site DUBLIN TAYATA

Project Number _____

Sampling Personnel AJK

Date 6/4/08

Weather Conditions SUN

Well ID MW-65

Casing Diameter (inches) 3/4"

Depth to Water (ft) 5.34

Total Depth (ft) 20'

Water Column (ft) 14.66

One Well Volume (gal) _____

3X Well Volume (gal) 3

Notes:

One Well Volume is determined by multiplying "Water Column" by:

* 0.059 for 3/4 inch well, 0.17 for 2 inch well, 0.38 for 3 inch well, 0.66 for 4 inch well, 1.50 for 6 inch well

Field Methods (check appropriate box)

Activity	Bailer	Pump	Comments
<u>PWHE</u>		<u>X</u>	<u>PARAST. PMP</u>

Field Parameters

Time	Volume Purged	Temp (Celsius)	E.C. (mS/cm)	D.O. (mg/L)	pH	ORP (mv)	Comments
<u>1:35</u>	<u>1</u>	<u>19.31</u>	<u>4.388</u>	<u>9.65</u>	<u>7.00</u>	<u>47.2</u>	
<u>1:40</u>	<u>1</u>	<u>20.06</u>	<u>4.300</u>	<u>1.24</u>	<u>6.93</u>	<u>50.4</u>	
<u>1:45</u>	<u>1</u>						

Sample Observations

Characteristic	None	Slight	Moderate	Strong	Comments
Color	<u>/</u>				
Odor	<u>/</u>				
Turbidity	<u>/</u>				
Sheen	<u>/</u>				
Floating Particles					
Precipitate					

Sample Time 1:45

Sampler's Signature 

Ground Water Monitoring Field Sheet

Site Dublin Toyota

Project Number _____

Sampling Personnel ASH

Date 6/4/08

Weather Conditions SUN

Well ID MW-60

Casing Diameter (inches) 3/4"

Depth to Water (ft) 4.78

Total Depth (ft) 40'

Water Column (ft) 35.22

One Well Volume (gal) _____

3X Well Volume (gal) 6

Notes:

One Well Volume is determined by multiplying "Water Column" by:

* 0.059 for 3/4 inch well, 0.17 for 2 inch well, 0.38 for 3 inch well, 0.66 for 4 inch well, 1.50 for 6 inch well

Field Methods (check appropriate box)

Activity	Bailer	Pump	Comments
<u>PNEU</u>		<u>X</u>	<u>PARAST. Pump</u>

Field Parameters

Time	Volume Purged	Temp (Celsius)	E.C. (mS/cm)	D.O. (mg/L)	pH	ORP (mv)	Comments
<u>2:20</u>	<u>2</u>	<u>14.74</u>	<u>3.193</u>	<u>0.53</u>	<u>7.04</u>	<u>115.5</u>	
<u>2:25</u>	<u>2</u>	<u>20.20</u>	<u>3.599</u>	<u>0.44</u>	<u>6.98</u>	<u>100.6</u>	
<u>2:30</u>	<u>2</u>	<u>20.17</u>	<u>3.526</u>	<u>0.38</u>	<u>7.02</u>	<u>96.9</u>	

Sample Observations

Characteristic	None	Slight	Moderate	Strong	Comments
Color	<u>/</u>				
Odor	<u>/</u>				
Turbidity	<u>/</u>				
Sheen	<u>/</u>				
Floating Particles					
Precipitate					

Sample Time 2:30

Sampler's Signature [Signature]

Ground Water Monitoring Field Sheet

Site Dublin Toyota

Project Number _____

Sampling Personnel ASH

Date 11/1/08

Weather Conditions SUN

Well ID MW-7

Casing Diameter (inches) 3 1/4"

Depth to Water (ft) 4.31

Total Depth (ft) 20'

Water Column (ft) 15.69

One Well Volume (gal) _____

3X Well Volume (gal) 3

Notes:

One Well Volume is determined by multiplying "Water Column" by:

* 0.059 for 3/4 inch well, 0.17 for 2 inch well, 0.38 for 3 inch well, 0.66 for 4 inch well, 1.50 for 6 inch well

Field Methods (check appropriate box)

Activity	Bailer	Pump	Comments
<u>Purge</u>		<u>X</u>	<u>Plastic Pump</u>

Field Parameters

Time	Volume Purged	Temp (Celsius)	E.C. (mS/cm)	D.O. (mg/L)	pH	ORP (mv)	Comments
<u>4:35</u>	<u>1</u>	<u>20.14</u>	<u>5.261</u>	<u>-0.75</u>	<u>7.00</u>	<u>55.9</u>	
<u>4:40</u>	<u>1</u>	<u>19.89</u>	<u>4.595</u>	<u>0.44</u>	<u>6.94</u>	<u>47.1</u>	
<u>4:45</u>	<u>1</u>	<u>19.89</u>	<u>4.543</u>	<u>0.41</u>	<u>6.73</u>	<u>52.3</u>	

Sample Observations

Characteristic	None	Slight	Moderate	Strong	Comments
Color	<u>/</u>				
Odor	<u>/</u>				
Turbidity	<u>/</u>				
Sheen	<u>/</u>				
Floating Particles					
Precipitate					

Sample Time 4:45

Sampler's Signature ASH

Ground Water Monitoring Field Sheet

Site Dublin Toyota

Project Number _____

Sampling Personnel ASH

Date 4/4/08

Weather Conditions SUN

Well ID MW-8

Casing Diameter (inches) 3/4"

Depth to Water (ft) 4.02

Total Depth (ft) 40'

Water Column (ft) 35.98

One Well Volume (gal) _____

3X Well Volume (gal) 6

Notes:

One Well Volume is determined by multiplying "Water Column" by:

* 0.059 for 3/4 inch well, 0.17 for 2 inch well, 0.38 for 3 inch well, 0.66 for 4 inch well, 1.50 for 6 inch well

Field Methods (check appropriate box)

Activity	Bailer	Pump	Comments
<u>Purge</u>		<u>X</u>	<u>PARAST. Pump</u>

Field Parameters

Time	Volume Purged	Temp (Celsius)	E.C. (mS/cm)	D.O. (mg/L)	pH	ORP (mv)	Comments
<u>3:05</u>	<u>2</u>	<u>14.07</u>	<u>3.647</u>	<u>5.36</u>	<u>7.10</u>	<u>-13.0</u>	
<u>3:10</u>	<u>2</u>	<u>20.19</u>	<u>3.491</u>	<u>1.20</u>	<u>6.86</u>	<u>33.2</u>	
<u>3:15</u>	<u>2</u>	<u>20.06</u>	<u>3.700</u>	<u>0.42</u>	<u>6.86</u>	<u>52.3</u>	

Sample Observations

Characteristic	None	Slight	Moderate	Strong	Comments
Color	<u>/</u>				
Odor	<u>/</u>				
Turbidity	<u>/</u>				
Sheen	<u>/</u>				
Floating Particles					
Precipitate					

Sample Time 3:10

Sampler's Signature [Signature]

Ground Water Monitoring Field Sheet

Site Dublin Toyota

Project Number _____

Sampling Personnel ASH

Date 4/4/08

Weather Conditions SWW

Well ID MW-9

Casing Diameter (inches) 3/4"

Depth to Water (ft) 3.41

Total Depth (ft) 40'

Water Column (ft) 36.59

One Well Volume (gal) _____

3X Well Volume (gal) 6

Notes:

One Well Volume is determined by multiplying "Water Column" by:

* 0.059 for 3/4 inch well, 0.17 for 2 inch well, 0.38 for 3 inch well, 0.66 for 4 inch well, 1.50 for 6 inch well

Field Methods (check appropriate box)

Activity	Bailer	Pump	Comments
<u>Probe</u>		<u>X</u>	<u>PARAST. Pump</u>

Field Parameters

Time	Volume Purged	Temp (Celsius)	E.C. (mS/cm)	D.O. (mg/L)	pH	ORP (mv)	Comments
<u>3:50</u>	<u>1</u>	<u>19.96</u>	<u>3.408</u>	<u>0.85</u>	<u>6.88</u>	<u>-13.7</u>	
<u>3:55</u>	<u>2</u>	<u>19.81</u>	<u>4.000</u>	<u>0.44</u>	<u>6.79</u>	<u>25.4</u>	
<u>4:00</u>	<u>2</u>	<u>19.82</u>	<u>4.028</u>	<u>0.39</u>	<u>6.78</u>	<u>36.7</u>	

Sample Observations

Characteristic	None	Slight	Moderate	Strong	Comments
Color	<u>/</u>				
Odor	<u>/</u>				
Turbidity	<u>/</u>				
Sheen	<u>/</u>				
Floating Particles					
Precipitate					

Sample Time 4:00

Sampler's Signature [Signature]

Ground Water Monitoring Field Sheet

Site Dustin Toyota

Project Number _____

Sampling Personnel ADK

Date 6/4/08

Weather Conditions SUN

Well ID MW-10

Casing Diameter (inches) 3/4"

Depth to Water (ft) -

Total Depth (ft) 40'

Water Column (ft) -

One Well Volume (gal) _____

3X Well Volume (gal) -

Notes:

One Well Volume is determined by multiplying "Water Column" by:

* 0.059 for 3/4 inch well, 0.17 for 2 inch well, 0.38 for 3 inch well, 0.66 for 4 inch well, 1.50 for 6 inch well

Field Methods (check appropriate box)

Activity	Bailer	Pump	Comments
<u>Purge</u>		<u>X</u>	<u>PARAST. Pump</u>

Field Parameters

Time	Volume Purged	Temp (Celsius)	E.C. (mS/cm)	D.O. (mg/L)	pH	ORP (mv)	Comments
<u>5:35</u>	<u>2</u>	<u>19.96</u>	<u>1.145</u>	<u>0.16</u>	<u>7.14</u>	<u>96.8</u>	
<u>5:40</u>	<u>1</u>	<u>19.82</u>	<u>3.279</u>	<u>0.53</u>	<u>6.99</u>	<u>-113.2</u>	
<u>5:45</u>	<u>1</u>	<u>19.74</u>	<u>3.501</u>	<u>0.88</u>	<u>6.96</u>	<u>-88.8</u>	

Sample Observations

Characteristic	None	Slight	Moderate	Strong	Comments
Color	<u>/</u>				
Odor	<u>/</u>				
Turbidity	<u>/</u>				
Sheen	<u>/</u>				
Floating Particles					
Precipitate					

Sample Time 5:45

Sampler's Signature [Signature]

ATTACHMENT B

**LABORATORY DATA REPORTS AND
CHAIN-OF-CUSTODY RECORDS**

12 June 2008

Jim Gribi
Gribi Associates
1090 Adam Street, Suite K
Benicia, CA 94510
RE: Dublin Toyota

Enclosed are the results of analyses for samples received by the laboratory on 06/07/08 10:30. If you have any questions concerning this report, please feel free to contact me.

Sincerely,

A handwritten signature in cursive script that reads "Albert Vargas". The signature is written in black ink and is positioned to the left of the typed name and title.

Albert Vargas
Senior Project Coordinator

SunStar Laboratories, Inc.
 3002 Dow Ave, Suite 212
 Tustin, CA 92780
 1-800-781-6777

Chain of Custody Record

Client: GRIBI ASSOCIATES
 Address: 1090 ADAMS STREET, SUITE K
 Phone: (707) 748-7743 Fax: (707) 748-7763
 Project Manager: JAMES GRIBI

Date: 6/5/08 Page: Of
 Project Name: DUSTIN TOMOTA
 Collector: AARON GARCIA Client Project #:
 Batch #: 1800765 Proposal #:

Sample ID	Date Sampled	Time	Sample Type	Container Type	BTEX/TPH Gas/MTBE (8021B/M8015)	TPH as Gas (M8015)	TPH as Diesel (M8015)	TPH as Motor Oil (M8015)	TPH Gas/BTEX/MTBE (8260B)	5 Oxygenates/TPH Gas/BTEX (8260B)	7 Oxygenates/TPH Gas/BTEX (8260B)	5 Oxygenates (8260B)	Lead Scav. (1,2 DCA & 1,2 EDB (8260B)	EPA 8260 (Full List)	Halogenated VOCs (8260B)	Laboratory ID #	Preservative	Comments	Total # of containers
MW-1	6/4/08	8:00	Water	VOA					X							01			5
MW-2		7:00							X							02			5
MW-3		9:00							X							03			5
MW-40		10:45							X							04			5
MW-45		10:20							X							05			5
MW-50		12:45							X							06			5
MW-55		11:45							X							07			5
MW-60		2:30							X							08			5
MW-65		1:45							X							09			5
MW-7		4:45							X							10			5
MW-8		3:15							X							11			5
MW-9		4:00							X							12			5
MW-10	6	5:45							X							13			5

STD. TAT

[Signature]

Total # of containers
 52

Relinquished by: (signature) <i>[Signature]</i>	Date / Time 6/6/08 10:40	Received by: (signature) <i>[Signature]</i>	Date / Time 6/6 1040
Relinquished by: (signature) CSO	Date / Time 6/7/08 10:30	Received by: (signature) <i>[Signature]</i>	Date / Time 6/7/08 10:30
Relinquished by: (signature)	Date / Time	Received by: (signature)	Date / Time

Total # of containers 52
 Chain of Custody seals Y/N/A
 Seals intact Y/N/A
 Received good condition/cold 2.2c
 Turn around time:

Notes
 Need
 50%
 FIVE

Gribi Associates
1090 Adam Street, Suite K
Benicia CA, 94510

Project: Dublin Toyota
Project Number: [none]
Project Manager: Jim Gribi

Reported:
06/12/08 17:49

ANALYTICAL REPORT FOR SAMPLES

Sample ID	Laboratory ID	Matrix	Date Sampled	Date Received
MW-1	T800765-01	Water	06/04/08 08:00	06/07/08 10:30
MW-2	T800765-02	Water	06/04/08 07:00	06/07/08 10:30
MW-3	T800765-03	Water	06/04/08 09:00	06/07/08 10:30
MW-4D	T800765-04	Water	06/04/08 10:45	06/07/08 10:30
MW-4S	T800765-05	Water	06/04/08 10:00	06/07/08 10:30
MW-5D	T800765-06	Water	06/04/08 12:45	06/07/08 10:30
MW-5S	T800765-07	Water	06/04/08 11:45	06/07/08 10:30
MW-6D	T800765-08	Water	06/04/08 14:30	06/07/08 10:30
MW-6S	T800765-09	Water	06/04/08 13:45	06/07/08 10:30
MW-7	T800765-10	Water	06/04/08 16:45	06/07/08 10:30
MW-8	T800765-11	Water	06/04/08 15:15	06/07/08 10:30
MW-9	T800765-12	Water	06/04/08 16:00	06/07/08 10:30
MW-10	T800765-13	Water	06/04/08 17:45	06/07/08 10:30

SunStar Laboratories, Inc.



The results in this report apply to the samples analyzed in accordance with the chain of custody document. This analytical report must be reproduced in its entirety.

Albert Vargas, Senior Project Coordinator

Gribi Associates
 1090 Adam Street, Suite K
 Benicia CA, 94510

Project: Dublin Toyota
 Project Number: [none]
 Project Manager: Jim Gribi

Reported:
 06/12/08 17:49

MW-1
T800765-01 (Water)

Analyte	Result	Reporting Limit	Units	Dilution	Batch	Prepared	Analyzed	Method	Notes
---------	--------	-----------------	-------	----------	-------	----------	----------	--------	-------

SunStar Laboratories, Inc.

Volatile Organic Compounds by EPA Method 8260B

Benzene	ND	0.50	ug/l	1	8060912	06/09/08	06/11/08	EPA 8260B	
Toluene	ND	0.50	"	"	"	"	"	"	
Ethylbenzene	ND	0.50	"	"	"	"	"	"	
m,p-Xylene	ND	1.0	"	"	"	"	"	"	
o-Xylene	ND	0.50	"	"	"	"	"	"	
Tert-amyl methyl ether	ND	2.0	"	"	"	"	"	"	
Tert-butyl alcohol	1700	250	"	25	"	"	06/11/08	"	
Di-isopropyl ether	ND	2.0	"	1	"	"	06/11/08	"	
Ethyl tert-butyl ether	ND	2.0	"	"	"	"	"	"	
Methyl tert-butyl ether	290	25	"	25	"	"	06/11/08	"	
C6-C12 (GRO)	ND	50	"	1	"	"	06/11/08	"	
<i>Surrogate: Toluene-d8</i>		96.9 %		84.7-109	"	"	"	"	
<i>Surrogate: 4-Bromofluorobenzene</i>		92.9 %		83.5-119	"	"	"	"	
<i>Surrogate: Dibromofluoromethane</i>		91.5 %		81.1-136	"	"	"	"	

SunStar Laboratories, Inc.

The results in this report apply to the samples analyzed in accordance with the chain of custody document. This analytical report must be reproduced in its entirety.



Albert Vargas, Senior Project Coordinator

Gribi Associates
 1090 Adam Street, Suite K
 Benicia CA, 94510

Project: Dublin Toyota
 Project Number: [none]
 Project Manager: Jim Gribi

Reported:
 06/12/08 17:49

MW-2
T800765-02 (Water)

Analyte	Result	Reporting Limit	Units	Dilution	Batch	Prepared	Analyzed	Method	Notes
---------	--------	-----------------	-------	----------	-------	----------	----------	--------	-------

SunStar Laboratories, Inc.

Volatile Organic Compounds by EPA Method 8260B

Benzene	ND	0.50	ug/l	1	8060912	06/09/08	06/11/08	EPA 8260B	
Toluene	ND	0.50	"	"	"	"	"	"	
Ethylbenzene	ND	0.50	"	"	"	"	"	"	
m,p-Xylene	ND	1.0	"	"	"	"	"	"	
o-Xylene	ND	0.50	"	"	"	"	"	"	
Tert-amyl methyl ether	ND	2.0	"	"	"	"	"	"	
Tert-butyl alcohol	ND	10	"	"	"	"	"	"	
Di-isopropyl ether	ND	2.0	"	"	"	"	"	"	
Ethyl tert-butyl ether	ND	2.0	"	"	"	"	"	"	
Methyl tert-butyl ether	18	1.0	"	"	"	"	"	"	
C6-C12 (GRO)	ND	50	"	"	"	"	"	"	
<i>Surrogate: Toluene-d8</i>		98.8 %		84.7-109	"	"	"	"	
<i>Surrogate: 4-Bromofluorobenzene</i>		96.1 %		83.5-119	"	"	"	"	
<i>Surrogate: Dibromofluoromethane</i>		95.9 %		81.1-136	"	"	"	"	

SunStar Laboratories, Inc.

The results in this report apply to the samples analyzed in accordance with the chain of custody document. This analytical report must be reproduced in its entirety.



Albert Vargas, Senior Project Coordinator

Gribi Associates
 1090 Adam Street, Suite K
 Benicia CA, 94510

Project: Dublin Toyota
 Project Number: [none]
 Project Manager: Jim Gribi

Reported:
 06/12/08 17:49

MW-3
T800765-03 (Water)

Analyte	Result	Reporting Limit	Units	Dilution	Batch	Prepared	Analyzed	Method	Notes
---------	--------	-----------------	-------	----------	-------	----------	----------	--------	-------

SunStar Laboratories, Inc.

Volatile Organic Compounds by EPA Method 8260B

Benzene	ND	0.50	ug/l	1	8060912	06/09/08	06/11/08	EPA 8260B	
Toluene	ND	0.50	"	"	"	"	"	"	
Ethylbenzene	ND	0.50	"	"	"	"	"	"	
m,p-Xylene	ND	1.0	"	"	"	"	"	"	
o-Xylene	ND	0.50	"	"	"	"	"	"	
Tert-amyl methyl ether	ND	2.0	"	"	"	"	"	"	
Tert-butyl alcohol	20	10	"	"	"	"	"	"	
Di-isopropyl ether	ND	2.0	"	"	"	"	"	"	
Ethyl tert-butyl ether	ND	2.0	"	"	"	"	"	"	
Methyl tert-butyl ether	30	1.0	"	"	"	"	"	"	
C6-C12 (GRO)	ND	50	"	"	"	"	"	"	
<i>Surrogate: Toluene-d8</i>		<i>107 %</i>	<i>84.7-109</i>		<i>"</i>	<i>"</i>	<i>"</i>	<i>"</i>	
<i>Surrogate: 4-Bromofluorobenzene</i>		<i>92.4 %</i>	<i>83.5-119</i>		<i>"</i>	<i>"</i>	<i>"</i>	<i>"</i>	
<i>Surrogate: Dibromofluoromethane</i>		<i>91.8 %</i>	<i>81.1-136</i>		<i>"</i>	<i>"</i>	<i>"</i>	<i>"</i>	

SunStar Laboratories, Inc.

The results in this report apply to the samples analyzed in accordance with the chain of custody document. This analytical report must be reproduced in its entirety.



Albert Vargas, Senior Project Coordinator

Gribi Associates
 1090 Adam Street, Suite K
 Benicia CA, 94510

Project: Dublin Toyota
 Project Number: [none]
 Project Manager: Jim Gribi

Reported:
 06/12/08 17:49

MW-4D
T800765-04 (Water)

Analyte	Result	Reporting Limit	Units	Dilution	Batch	Prepared	Analyzed	Method	Notes
---------	--------	-----------------	-------	----------	-------	----------	----------	--------	-------

SunStar Laboratories, Inc.

Volatile Organic Compounds by EPA Method 8260B

Benzene	ND	0.50	ug/l	1	8060912	06/09/08	06/11/08	EPA 8260B	
Toluene	ND	0.50	"	"	"	"	"	"	
Ethylbenzene	ND	0.50	"	"	"	"	"	"	
m,p-Xylene	ND	1.0	"	"	"	"	"	"	
o-Xylene	ND	0.50	"	"	"	"	"	"	
Tert-amyl methyl ether	ND	2.0	"	"	"	"	"	"	
Tert-butyl alcohol	ND	10	"	"	"	"	"	"	
Di-isopropyl ether	ND	2.0	"	"	"	"	"	"	
Ethyl tert-butyl ether	ND	2.0	"	"	"	"	"	"	
Methyl tert-butyl ether	1.2	1.0	"	"	"	"	"	"	
C6-C12 (GRO)	ND	50	"	"	"	"	"	"	
<i>Surrogate: Toluene-d8</i>		99.4 %	84.7-109		"	"	"	"	
<i>Surrogate: 4-Bromofluorobenzene</i>		89.8 %	83.5-119		"	"	"	"	
<i>Surrogate: Dibromofluoromethane</i>		95.5 %	81.1-136		"	"	"	"	

SunStar Laboratories, Inc.

The results in this report apply to the samples analyzed in accordance with the chain of custody document. This analytical report must be reproduced in its entirety.



Albert Vargas, Senior Project Coordinator

Gribi Associates
 1090 Adam Street, Suite K
 Benicia CA, 94510

Project: Dublin Toyota
 Project Number: [none]
 Project Manager: Jim Gribi

Reported:
 06/12/08 17:49

MW-4S
T800765-05 (Water)

Analyte	Result	Reporting Limit	Units	Dilution	Batch	Prepared	Analyzed	Method	Notes
---------	--------	-----------------	-------	----------	-------	----------	----------	--------	-------

SunStar Laboratories, Inc.

Volatile Organic Compounds by EPA Method 8260B

Benzene	ND	0.50	ug/l	1	8060912	06/09/08	06/11/08	EPA 8260B	
Toluene	ND	0.50	"	"	"	"	"	"	
Ethylbenzene	ND	0.50	"	"	"	"	"	"	
m,p-Xylene	ND	1.0	"	"	"	"	"	"	
o-Xylene	ND	0.50	"	"	"	"	"	"	
Tert-amyl methyl ether	ND	2.0	"	"	"	"	"	"	
Tert-butyl alcohol	110	10	"	"	"	"	"	"	
Di-isopropyl ether	ND	2.0	"	"	"	"	"	"	
Ethyl tert-butyl ether	ND	2.0	"	"	"	"	"	"	
Methyl tert-butyl ether	820	50	"	50	"	"	06/11/08	"	
C6-C12 (GRO)	ND	50	"	1	"	"	06/11/08	"	
<i>Surrogate: Toluene-d8</i>		98.5 %		84.7-109	"	"	"	"	
<i>Surrogate: 4-Bromofluorobenzene</i>		96.1 %		83.5-119	"	"	"	"	
<i>Surrogate: Dibromofluoromethane</i>		86.4 %		81.1-136	"	"	"	"	

SunStar Laboratories, Inc.

The results in this report apply to the samples analyzed in accordance with the chain of custody document. This analytical report must be reproduced in its entirety.



Albert Vargas, Senior Project Coordinator

Gribi Associates
 1090 Adam Street, Suite K
 Benicia CA, 94510

Project: Dublin Toyota
 Project Number: [none]
 Project Manager: Jim Gribi

Reported:
 06/12/08 17:49

MW-5D
T800765-06 (Water)

Analyte	Result	Reporting Limit	Units	Dilution	Batch	Prepared	Analyzed	Method	Notes
---------	--------	-----------------	-------	----------	-------	----------	----------	--------	-------

SunStar Laboratories, Inc.

Volatile Organic Compounds by EPA Method 8260B

Benzene	ND	0.50	ug/l	1	8060912	06/09/08	06/11/08	EPA 8260B	
Toluene	ND	0.50	"	"	"	"	"	"	
Ethylbenzene	ND	0.50	"	"	"	"	"	"	
m,p-Xylene	ND	1.0	"	"	"	"	"	"	
o-Xylene	ND	0.50	"	"	"	"	"	"	
Tert-amyl methyl ether	ND	2.0	"	"	"	"	"	"	
Tert-butyl alcohol	160	10	"	"	"	"	"	"	
Di-isopropyl ether	ND	2.0	"	"	"	"	"	"	
Ethyl tert-butyl ether	ND	2.0	"	"	"	"	"	"	
Methyl tert-butyl ether	1500	50	"	50	"	"	06/11/08	"	
C6-C12 (GRO)	ND	50	"	1	"	"	06/11/08	"	
<i>Surrogate: Toluene-d8</i>		<i>96.1 %</i>	<i>84.7-109</i>		<i>"</i>	<i>"</i>	<i>"</i>	<i>"</i>	
<i>Surrogate: 4-Bromofluorobenzene</i>		<i>90.2 %</i>	<i>83.5-119</i>		<i>"</i>	<i>"</i>	<i>"</i>	<i>"</i>	
<i>Surrogate: Dibromofluoromethane</i>		<i>90.9 %</i>	<i>81.1-136</i>		<i>"</i>	<i>"</i>	<i>"</i>	<i>"</i>	

SunStar Laboratories, Inc.

The results in this report apply to the samples analyzed in accordance with the chain of custody document. This analytical report must be reproduced in its entirety.



Albert Vargas, Senior Project Coordinator

Gribi Associates
 1090 Adam Street, Suite K
 Benicia CA, 94510

Project: Dublin Toyota
 Project Number: [none]
 Project Manager: Jim Gribi

Reported:
 06/12/08 17:49

MW-5S
T800765-07 (Water)

Analyte	Result	Reporting Limit	Units	Dilution	Batch	Prepared	Analyzed	Method	Notes
---------	--------	-----------------	-------	----------	-------	----------	----------	--------	-------

SunStar Laboratories, Inc.

Volatile Organic Compounds by EPA Method 8260B

Benzene	ND	0.50	ug/l	1	8060912	06/09/08	06/11/08	EPA 8260B	
Toluene	ND	0.50	"	"	"	"	"	"	
Ethylbenzene	ND	0.50	"	"	"	"	"	"	
m,p-Xylene	ND	1.0	"	"	"	"	"	"	
o-Xylene	ND	0.50	"	"	"	"	"	"	
Tert-amyl methyl ether	2.7	2.0	"	"	"	"	"	"	
Tert-butyl alcohol	1500	10	"	"	"	"	"	"	E
Di-isopropyl ether	ND	2.0	"	"	"	"	"	"	
Ethyl tert-butyl ether	ND	2.0	"	"	"	"	"	"	
Methyl tert-butyl ether	7300	500	"	500	"	"	06/11/08	"	
C6-C12 (GRO)	ND	50	"	1	"	"	06/11/08	"	
<i>Surrogate: Toluene-d8</i>		92.1 %	84.7-109		"	"	"	"	
<i>Surrogate: 4-Bromofluorobenzene</i>		90.1 %	83.5-119		"	"	"	"	
<i>Surrogate: Dibromofluoromethane</i>		99.5 %	81.1-136		"	"	"	"	

SunStar Laboratories, Inc.

The results in this report apply to the samples analyzed in accordance with the chain of custody document. This analytical report must be reproduced in its entirety.



Albert Vargas, Senior Project Coordinator

Gribi Associates
 1090 Adam Street, Suite K
 Benicia CA, 94510

Project: Dublin Toyota
 Project Number: [none]
 Project Manager: Jim Gribi

Reported:
 06/12/08 17:49

MW-6D
T800765-08 (Water)

Analyte	Result	Reporting Limit	Units	Dilution	Batch	Prepared	Analyzed	Method	Notes
---------	--------	-----------------	-------	----------	-------	----------	----------	--------	-------

SunStar Laboratories, Inc.

Volatile Organic Compounds by EPA Method 8260B

Benzene	ND	0.50	ug/l	1	8060912	06/09/08	06/11/08	EPA 8260B	
Toluene	ND	0.50	"	"	"	"	"	"	
Ethylbenzene	ND	0.50	"	"	"	"	"	"	
m,p-Xylene	ND	1.0	"	"	"	"	"	"	
o-Xylene	ND	0.50	"	"	"	"	"	"	
Tert-amyl methyl ether	ND	2.0	"	"	"	"	"	"	
Tert-butyl alcohol	ND	10	"	"	"	"	"	"	
Di-isopropyl ether	ND	2.0	"	"	"	"	"	"	
Ethyl tert-butyl ether	ND	2.0	"	"	"	"	"	"	
Methyl tert-butyl ether	18	1.0	"	"	"	"	"	"	
C6-C12 (GRO)	ND	50	"	"	"	"	"	"	
<i>Surrogate: Toluene-d8</i>		<i>94.1 %</i>	<i>84.7-109</i>		<i>"</i>	<i>"</i>	<i>"</i>	<i>"</i>	
<i>Surrogate: 4-Bromofluorobenzene</i>		<i>85.5 %</i>	<i>83.5-119</i>		<i>"</i>	<i>"</i>	<i>"</i>	<i>"</i>	
<i>Surrogate: Dibromofluoromethane</i>		<i>94.2 %</i>	<i>81.1-136</i>		<i>"</i>	<i>"</i>	<i>"</i>	<i>"</i>	

SunStar Laboratories, Inc.

The results in this report apply to the samples analyzed in accordance with the chain of custody document. This analytical report must be reproduced in its entirety.



Albert Vargas, Senior Project Coordinator

Gribi Associates
 1090 Adam Street, Suite K
 Benicia CA, 94510

Project: Dublin Toyota
 Project Number: [none]
 Project Manager: Jim Gribi

Reported:
 06/12/08 17:49

MW-6S
T800765-09 (Water)

Analyte	Result	Reporting Limit	Units	Dilution	Batch	Prepared	Analyzed	Method	Notes
---------	--------	-----------------	-------	----------	-------	----------	----------	--------	-------

SunStar Laboratories, Inc.

Volatile Organic Compounds by EPA Method 8260B

Benzene	ND	0.50	ug/l	1	8060912	06/09/08	06/11/08	EPA 8260B	
Toluene	ND	0.50	"	"	"	"	"	"	
Ethylbenzene	ND	0.50	"	"	"	"	"	"	
m,p-Xylene	ND	1.0	"	"	"	"	"	"	
o-Xylene	ND	0.50	"	"	"	"	"	"	
Tert-amyl methyl ether	ND	2.0	"	"	"	"	"	"	
Tert-butyl alcohol	ND	10	"	"	"	"	"	"	
Di-isopropyl ether	ND	2.0	"	"	"	"	"	"	
Ethyl tert-butyl ether	ND	2.0	"	"	"	"	"	"	
Methyl tert-butyl ether	65	1.0	"	"	"	"	"	"	
C6-C12 (GRO)	ND	50	"	"	"	"	"	"	
<i>Surrogate: Toluene-d8</i>		100 %	84.7-109		"	"	"	"	
<i>Surrogate: 4-Bromofluorobenzene</i>		93.0 %	83.5-119		"	"	"	"	
<i>Surrogate: Dibromofluoromethane</i>		88.8 %	81.1-136		"	"	"	"	

SunStar Laboratories, Inc.

The results in this report apply to the samples analyzed in accordance with the chain of custody document. This analytical report must be reproduced in its entirety.



Albert Vargas, Senior Project Coordinator

Gribi Associates
 1090 Adam Street, Suite K
 Benicia CA, 94510

Project: Dublin Toyota
 Project Number: [none]
 Project Manager: Jim Gribi

Reported:
 06/12/08 17:49

**MW-7
 T800765-10 (Water)**

Analyte	Result	Reporting Limit	Units	Dilution	Batch	Prepared	Analyzed	Method	Notes
---------	--------	-----------------	-------	----------	-------	----------	----------	--------	-------

SunStar Laboratories, Inc.

Volatile Organic Compounds by EPA Method 8260B

Benzene	ND	0.50	ug/l	1	8060912	06/09/08	06/11/08	EPA 8260B	
Toluene	ND	0.50	"	"	"	"	"	"	
Ethylbenzene	ND	0.50	"	"	"	"	"	"	
m,p-Xylene	ND	1.0	"	"	"	"	"	"	
o-Xylene	ND	0.50	"	"	"	"	"	"	
Tert-amyl methyl ether	ND	2.0	"	"	"	"	"	"	
Tert-butyl alcohol	1100	10	"	"	"	"	"	"	E
Di-isopropyl ether	ND	2.0	"	"	"	"	"	"	
Ethyl tert-butyl ether	ND	2.0	"	"	"	"	"	"	
Methyl tert-butyl ether	4300	50	"	50	"	"	06/11/08	"	
C6-C12 (GRO)	ND	50	"	1	"	"	06/11/08	"	
<i>Surrogate: Toluene-d8</i>		<i>97.8 %</i>	<i>84.7-109</i>		<i>"</i>	<i>"</i>	<i>"</i>	<i>"</i>	
<i>Surrogate: 4-Bromofluorobenzene</i>		<i>93.9 %</i>	<i>83.5-119</i>		<i>"</i>	<i>"</i>	<i>"</i>	<i>"</i>	
<i>Surrogate: Dibromofluoromethane</i>		<i>94.0 %</i>	<i>81.1-136</i>		<i>"</i>	<i>"</i>	<i>"</i>	<i>"</i>	

SunStar Laboratories, Inc.

The results in this report apply to the samples analyzed in accordance with the chain of custody document. This analytical report must be reproduced in its entirety.



Albert Vargas, Senior Project Coordinator

Gribi Associates
 1090 Adam Street, Suite K
 Benicia CA, 94510

Project: Dublin Toyota
 Project Number: [none]
 Project Manager: Jim Gribi

Reported:
 06/12/08 17:49

MW-8
T800765-11 (Water)

Analyte	Result	Reporting Limit	Units	Dilution	Batch	Prepared	Analyzed	Method	Notes
---------	--------	-----------------	-------	----------	-------	----------	----------	--------	-------

SunStar Laboratories, Inc.

Volatile Organic Compounds by EPA Method 8260B

Benzene	ND	0.50	ug/l	1	8060912	06/09/08	06/11/08	EPA 8260B	
Toluene	ND	0.50	"	"	"	"	"	"	
Ethylbenzene	ND	0.50	"	"	"	"	"	"	
m,p-Xylene	ND	1.0	"	"	"	"	"	"	
o-Xylene	ND	0.50	"	"	"	"	"	"	
Tert-amyl methyl ether	ND	2.0	"	"	"	"	"	"	
Tert-butyl alcohol	120	10	"	"	"	"	"	"	
Di-isopropyl ether	ND	2.0	"	"	"	"	"	"	
Ethyl tert-butyl ether	ND	2.0	"	"	"	"	"	"	
Methyl tert-butyl ether	870	50	"	50	"	"	06/11/08	"	
C6-C12 (GRO)	ND	50	"	1	"	"	06/11/08	"	
<i>Surrogate: Toluene-d8</i>		96.6 %		84.7-109	"	"	"	"	
<i>Surrogate: 4-Bromofluorobenzene</i>		92.0 %		83.5-119	"	"	"	"	
<i>Surrogate: Dibromofluoromethane</i>		99.5 %		81.1-136	"	"	"	"	

SunStar Laboratories, Inc.

The results in this report apply to the samples analyzed in accordance with the chain of custody document. This analytical report must be reproduced in its entirety.



Albert Vargas, Senior Project Coordinator

Gribi Associates
 1090 Adam Street, Suite K
 Benicia CA, 94510

Project: Dublin Toyota
 Project Number: [none]
 Project Manager: Jim Gribi

Reported:
 06/12/08 17:49

MW-9
T800765-12 (Water)

Analyte	Result	Reporting Limit	Units	Dilution	Batch	Prepared	Analyzed	Method	Notes
---------	--------	-----------------	-------	----------	-------	----------	----------	--------	-------

SunStar Laboratories, Inc.

Volatile Organic Compounds by EPA Method 8260B

Benzene	ND	0.50	ug/l	1	8060912	06/09/08	06/11/08	EPA 8260B	
Toluene	ND	0.50	"	"	"	"	"	"	
Ethylbenzene	ND	0.50	"	"	"	"	"	"	
m,p-Xylene	ND	1.0	"	"	"	"	"	"	
o-Xylene	ND	0.50	"	"	"	"	"	"	
Tert-amyl methyl ether	2.4	2.0	"	"	"	"	"	"	
Tert-butyl alcohol	1400	10	"	"	"	"	"	"	E
Di-isopropyl ether	ND	2.0	"	"	"	"	"	"	
Ethyl tert-butyl ether	ND	2.0	"	"	"	"	"	"	
Methyl tert-butyl ether	5500	500	"	500	"	"	"	"	
C6-C12 (GRO)	ND	50	"	1	"	"	"	"	
<i>Surrogate: Toluene-d8</i>		102 %	84.7-109		"	"	"	"	
<i>Surrogate: 4-Bromofluorobenzene</i>		89.6 %	83.5-119		"	"	"	"	
<i>Surrogate: Dibromofluoromethane</i>		92.4 %	81.1-136		"	"	"	"	

SunStar Laboratories, Inc.

The results in this report apply to the samples analyzed in accordance with the chain of custody document. This analytical report must be reproduced in its entirety.



Albert Vargas, Senior Project Coordinator

Gribi Associates
 1090 Adam Street, Suite K
 Benicia CA, 94510

Project: Dublin Toyota
 Project Number: [none]
 Project Manager: Jim Gribi

Reported:
 06/12/08 17:49

MW-10
T800765-13 (Water)

Analyte	Result	Reporting Limit	Units	Dilution	Batch	Prepared	Analyzed	Method	Notes
---------	--------	-----------------	-------	----------	-------	----------	----------	--------	-------

SunStar Laboratories, Inc.

Volatile Organic Compounds by EPA Method 8260B

Benzene	ND	0.50	ug/l	1	8060912	06/09/08	06/11/08	EPA 8260B	
Toluene	ND	0.50	"	"	"	"	"	"	
Ethylbenzene	ND	0.50	"	"	"	"	"	"	
m,p-Xylene	ND	1.0	"	"	"	"	"	"	
o-Xylene	ND	0.50	"	"	"	"	"	"	
Tert-amyl methyl ether	ND	2.0	"	"	"	"	"	"	
Tert-butyl alcohol	ND	10	"	"	"	"	"	"	
Di-isopropyl ether	ND	2.0	"	"	"	"	"	"	
Ethyl tert-butyl ether	ND	2.0	"	"	"	"	"	"	
Methyl tert-butyl ether	9.5	1.0	"	"	"	"	"	"	
C6-C12 (GRO)	ND	50	"	"	"	"	"	"	
<i>Surrogate: Toluene-d8</i>		99.9 %	84.7-109		"	"	"	"	
<i>Surrogate: 4-Bromofluorobenzene</i>		92.8 %	83.5-119		"	"	"	"	
<i>Surrogate: Dibromofluoromethane</i>		98.6 %	81.1-136		"	"	"	"	

SunStar Laboratories, Inc.

The results in this report apply to the samples analyzed in accordance with the chain of custody document. This analytical report must be reproduced in its entirety.



Albert Vargas, Senior Project Coordinator

Gribi Associates
 1090 Adam Street, Suite K
 Benicia CA, 94510

Project: Dublin Toyota
 Project Number: [none]
 Project Manager: Jim Gribi

Reported:
 06/12/08 17:49

Volatile Organic Compounds by EPA Method 8260B - Quality Control
SunStar Laboratories, Inc.

Analyte	Result	Reporting Limit	Units	Spike Level	Source Result	%REC	%REC Limits	RPD	RPD Limit	Notes
---------	--------	-----------------	-------	-------------	---------------	------	-------------	-----	-----------	-------

Batch 8060912 - EPA 5030 GCMS

Blank (8060912-BLK1)

Prepared: 06/09/08 Analyzed: 06/11/08

Surrogate: Toluene-d8	7.64		ug/l	8.00		95.5	84.7-109			
Surrogate: 4-Bromofluorobenzene	7.37		"	8.00		92.1	83.5-119			
Surrogate: Dibromofluoromethane	7.09		"	8.00		88.6	81.1-136			
Benzene	ND	0.50	"							
Toluene	ND	0.50	"							
Ethylbenzene	ND	0.50	"							
m,p-Xylene	ND	1.0	"							
o-Xylene	ND	0.50	"							
Tert-amyl methyl ether	ND	2.0	"							
Tert-butyl alcohol	ND	10	"							
Di-isopropyl ether	ND	2.0	"							
Ethyl tert-butyl ether	ND	2.0	"							
Methyl tert-butyl ether	ND	1.0	"							
C6-C12 (GRO)	ND	50	"							

LCS (8060912-BS1)

Prepared: 06/09/08 Analyzed: 06/11/08

Surrogate: Toluene-d8	7.98		ug/l	8.00		99.8	84.7-109			
Surrogate: 4-Bromofluorobenzene	7.91		"	8.00		98.9	83.5-119			
Surrogate: Dibromofluoromethane	8.65		"	8.00		108	81.1-136			
Chlorobenzene	18.5	1.0	"	20.0		92.6	75-125			
1,1-Dichloroethene	19.4	1.0	"	20.0		96.9	75-125			
Trichloroethene	17.8	1.0	"	20.0		89.1	75-125			
Benzene	18.1	0.50	"	20.0		90.7	75-125			
Toluene	18.5	0.50	"	20.0		92.6	75-125			

LCS Dup (8060912-BSD1)

Prepared: 06/09/08 Analyzed: 06/11/08

Surrogate: Toluene-d8	8.22		ug/l	8.00		103	84.7-109			
Surrogate: 4-Bromofluorobenzene	7.60		"	8.00		95.0	83.5-119			
Surrogate: Dibromofluoromethane	7.89		"	8.00		98.6	81.1-136			
Chlorobenzene	18.3	1.0	"	20.0		91.6	75-125	1.03	20	
1,1-Dichloroethene	19.2	1.0	"	20.0		96.2	75-125	0.673	20	
Trichloroethene	21.0	1.0	"	20.0		105	75-125	16.4	20	
Benzene	19.6	0.50	"	20.0		97.8	75-125	7.58	20	
Toluene	19.7	0.50	"	20.0		98.6	75-125	6.22	20	

SunStar Laboratories, Inc.

The results in this report apply to the samples analyzed in accordance with the chain of custody document. This analytical report must be reproduced in its entirety.



Albert Vargas, Senior Project Coordinator

Gribi Associates
1090 Adam Street, Suite K
Benicia CA, 94510

Project: Dublin Toyota
Project Number: [none]
Project Manager: Jim Gribi

Reported:
06/12/08 17:49

Notes and Definitions

- E The concentration indicated for this analyte is above the calibration range of the instrument. This value should be considered as an estimate as the actual value may be higher.
- DET Analyte DETECTED
- ND Analyte NOT DETECTED at or above the reporting limit
- NR Not Reported
- dry Sample results reported on a dry weight basis
- RPD Relative Percent Difference

SunStar Laboratories, Inc.

The results in this report apply to the samples analyzed in accordance with the chain of custody document. This analytical report must be reproduced in its entirety.



Albert Vargas, Senior Project Coordinator