



**KAPREALIAN ENGINEERING, INC.**  
**Consulting Engineers**

P.O. BOX 996 • BENICIA, CA 94510  
(707) 746-6915 • (707) 746-6916 • FAX: (707) 746-5581

KEI-J91-0903.R2  
February 19, 1992

A.A. Johnson  
1164 - 66th Street  
Oakland, California

Attention: Mr. John Twomey

RE: Stockpiled Soil Sampling for  
A.A. Johnson  
1164 - 66th Street  
Oakland, California

Dear Mr. Twomey:

This letter report summarizes the results of the stockpiled soil sampling and laboratory analyses for the referenced site. The soil analyses were conducted to comply with the County Health Department requirements for proper disposal of contaminated soil.

On September 18, 1991, soil samples from approximately 100 cubic yards of stockpiled soil that had been excavated from the fuel tank pit were collected to determine proper disposal of the soil. Two composite soil samples (designated as Comp A and Comp B) were taken. Each composite sample consisted of four individual grab samples taken at various locations and at depths of approximately 2 feet into the stockpile. The samples were collected in two-inch diameter, clean brass tubes, which were then sealed with aluminum foil, plastic caps and tape, and placed in a cooled ice chest for subsequent delivery to a certified laboratory for analysis. All samples were analyzed at Sequoia Analytical Laboratory in Concord, California, and were accompanied by properly executed Chain of Custody documentation. Sample point locations are as shown on the attached Site Plan, Figure 1.

On November 13, 1991, Kaprealian Engineering, Inc. (KEI) returned to the site to collect soil samples from approximately 100 cubic yards of stockpiled soil that had been additionally excavated from the fuel tank pit. Two composite samples (designated as Comp C and Comp D) were collected and stored as described above. Sample point locations are as shown on the attached Site Plan, Figure 2.

On December 13, 1991, KEI again returned to collect soil samples from approximately fifty cubic yards of stockpiled soil excavated from the fuel tank pit. One composite soil sample (designated as Comp E) was collected and stored as described above. Sample point locations are as shown on the attached Site Plan, Figure 3.

Soil samples were analyzed to determine concentrations of total petroleum hydrocarbons (TPH) as gasoline using EPA method 5030 in conjunction with modified 8015, and benzene, toluene, xylenes and ethylbenzene using EPA method 8020. In addition, sample Comp A was analyzed for organic lead using the DHS LUFT method. Analytical results of the soil samples (Comp A, Comp B, Comp C, and Comp D) indicate levels of TPH as gasoline ranging from 12 ppm to 94 ppm. However, the analytical result of the soil sample (Comp E) indicates a level of TPH as gasoline at 200 ppm. Results of the soil analyses are summarized in Table 1. Copies of the laboratory analyses, and the Chain of Custody documentation are attached to this report.

Based on the analytical results of the soil samples, approximately 200 cubic yards of stockpiled soil, represented by samples Comp A, Comp B, Comp C, and Comp D, were disposed of at Redwood Landfill in Novato, California (an approved Class III disposal site) by R.W. Johnston and Son. However, prior to loading and off-hauling of the stockpiled soil, KEI recommended that if obvious isolated high contamination was detected within the stockpiled soil, that portion of the soil be separately stockpiled for further treatment and sampling.

Furthermore, based on the analytical results, approximately 50 cubic yards of stockpiled soil, represented by Comp E, can be disposed of at an approved Class II disposal site, or can remain on-site for further treatment and resampling.

#### DISTRIBUTION


A copy of this report should be sent to Ms. Susan L. Hugo of the Alameda County Health Agency, and to the Regional Water Quality Control Board, San Francisco Bay Region.

KEI-J91-0903.R2  
February 19, 1992  
Page 3

Should you have any questions on this report, please do not hesitate to contact me at (707) 746-6915.

Sincerely,

Kaprealian Engineering, Inc.



Kristin B. Mascarenas

\kbm

Attachments: Table 1  
Site Plans - Figures 1, 2 & 3  
Laboratory Results  
Chain of Custody documentation

KEI-J91-0903.R2  
February 19, 1992

TABLE 1

SUMMARY OF LABORATORY ANALYSES

(Collected on September 18, November 13, and December 13, 1991)

<u>Sample</u>	<u>TPH as Gasoline</u>	<u>Benzene</u>	<u>Toluene</u>	<u>Xylenes</u>	<u>Ethylbenzene</u>
Comp A*	94	ND	ND	1.9	0.11
Comp B	16	0.15	0.021	0.077	0.091
Comp C	12	ND	0.014	0.038	ND
Comp D	56	ND	0.032	0.12	ND
Comp E	200	0.050	0.32	6.2	1.2
Detection Limits	1.0	0.0050	0.0050	0.0050	0.0050

ND = Non-detectable.

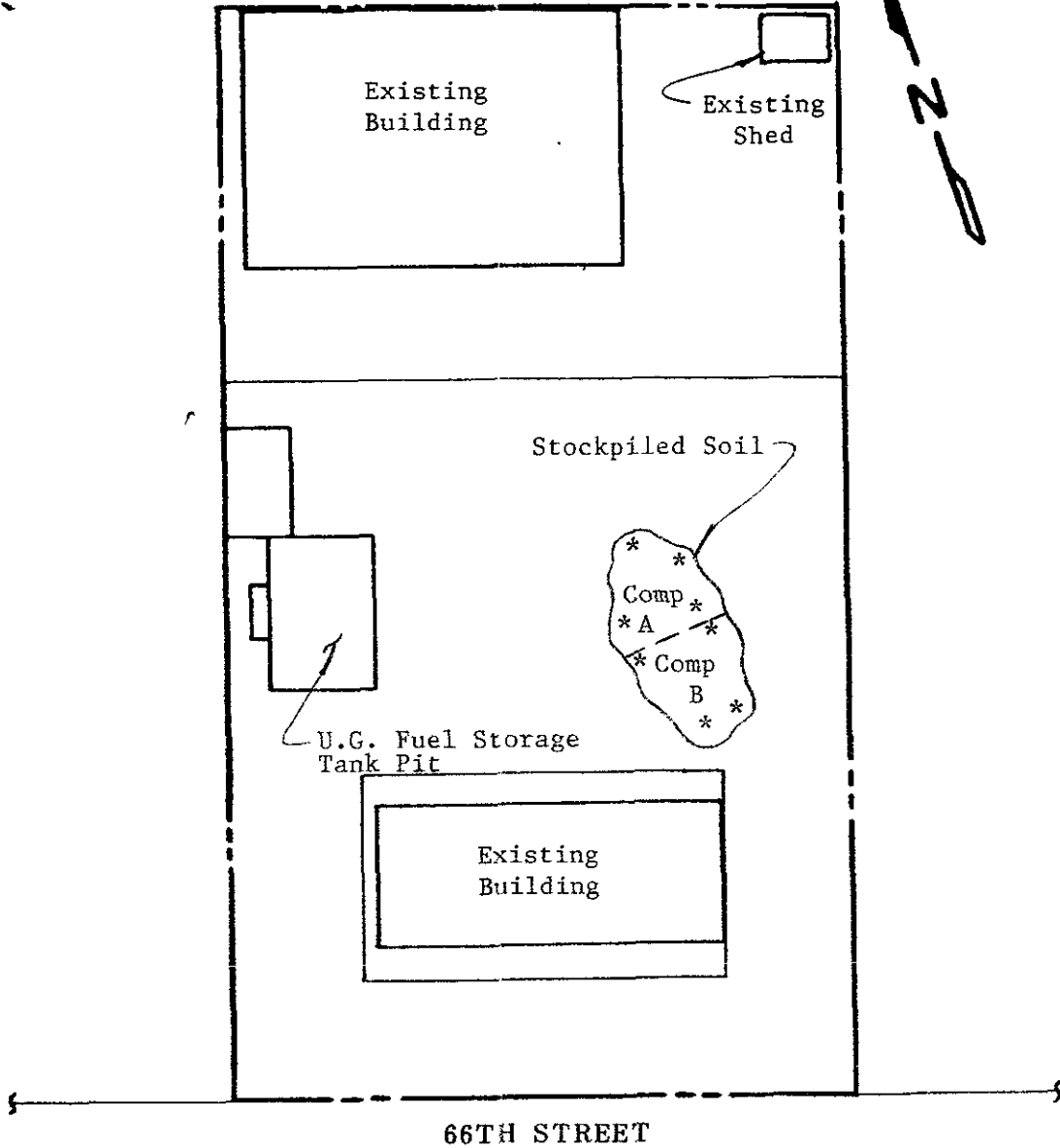
\* Organic Lead was non-detectable.

Results in parts per million (ppm), unless otherwise indicated.



**KAPREALIAN ENGINEERING, INC.**  
*Consulting Engineers*

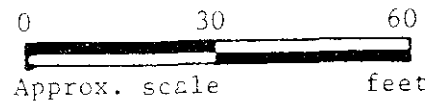
P.O. BOX 996 • BENICIA, CA 94510  
(707) 746-6915 • (707) 746-6916 • FAX: (707) 746-5581



SITE PLAN  
Figure 1

LEGEND

\* Sample Point Location

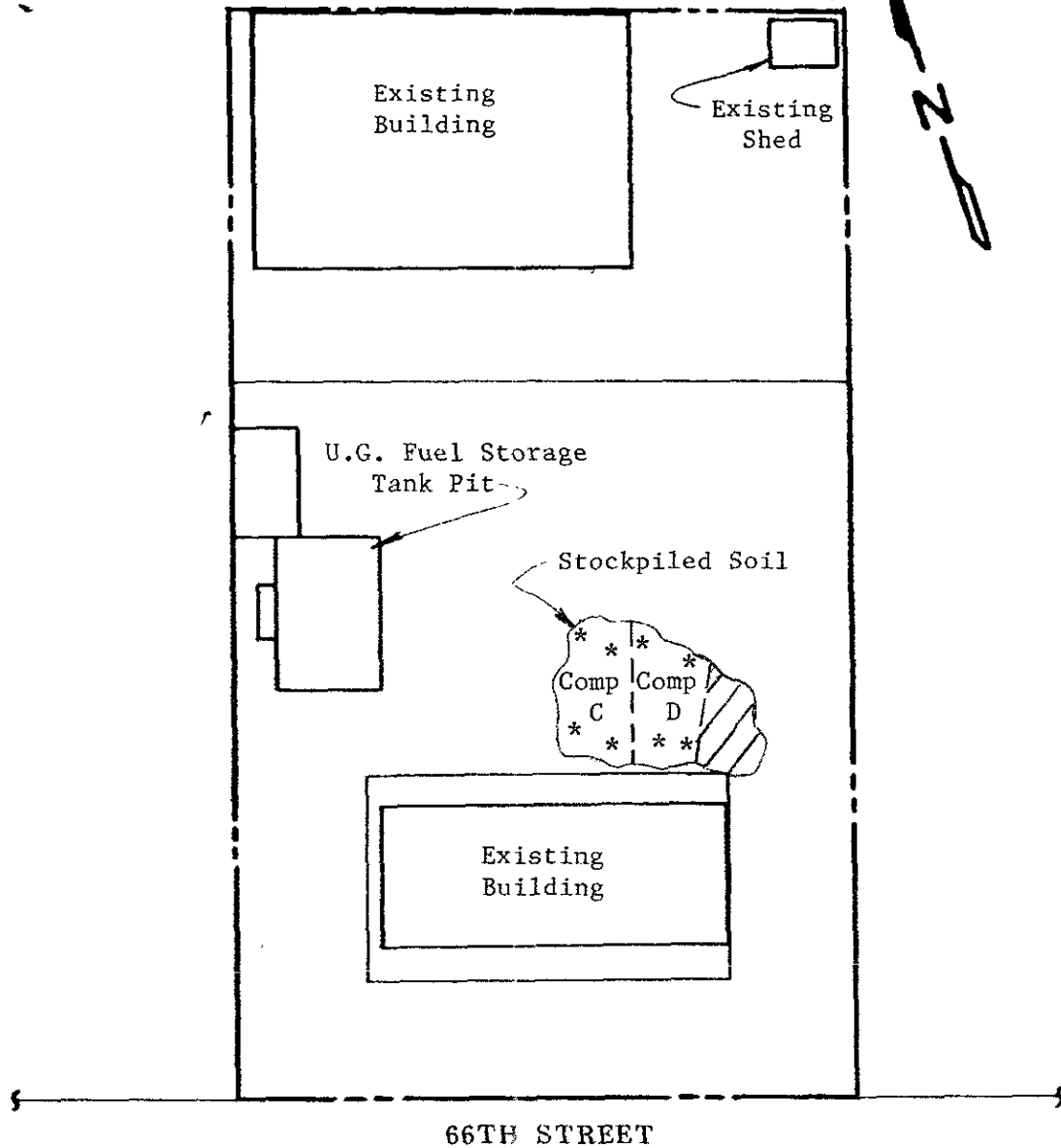


A.A. Johnson  
1164 - 66th Street  
Oakland, CA



**KAPREALIAN ENGINEERING, INC.**  
*Consulting Engineers*

P.O. BOX 996 • BENICIA, CA 94510  
(707) 746-6915 • (707) 746-6916 • FAX (707) 746-5581





66TH STREET

SITE PLAN  
Figure 2

LEGEND

\* Sample Point Location

 Previously sampled soil

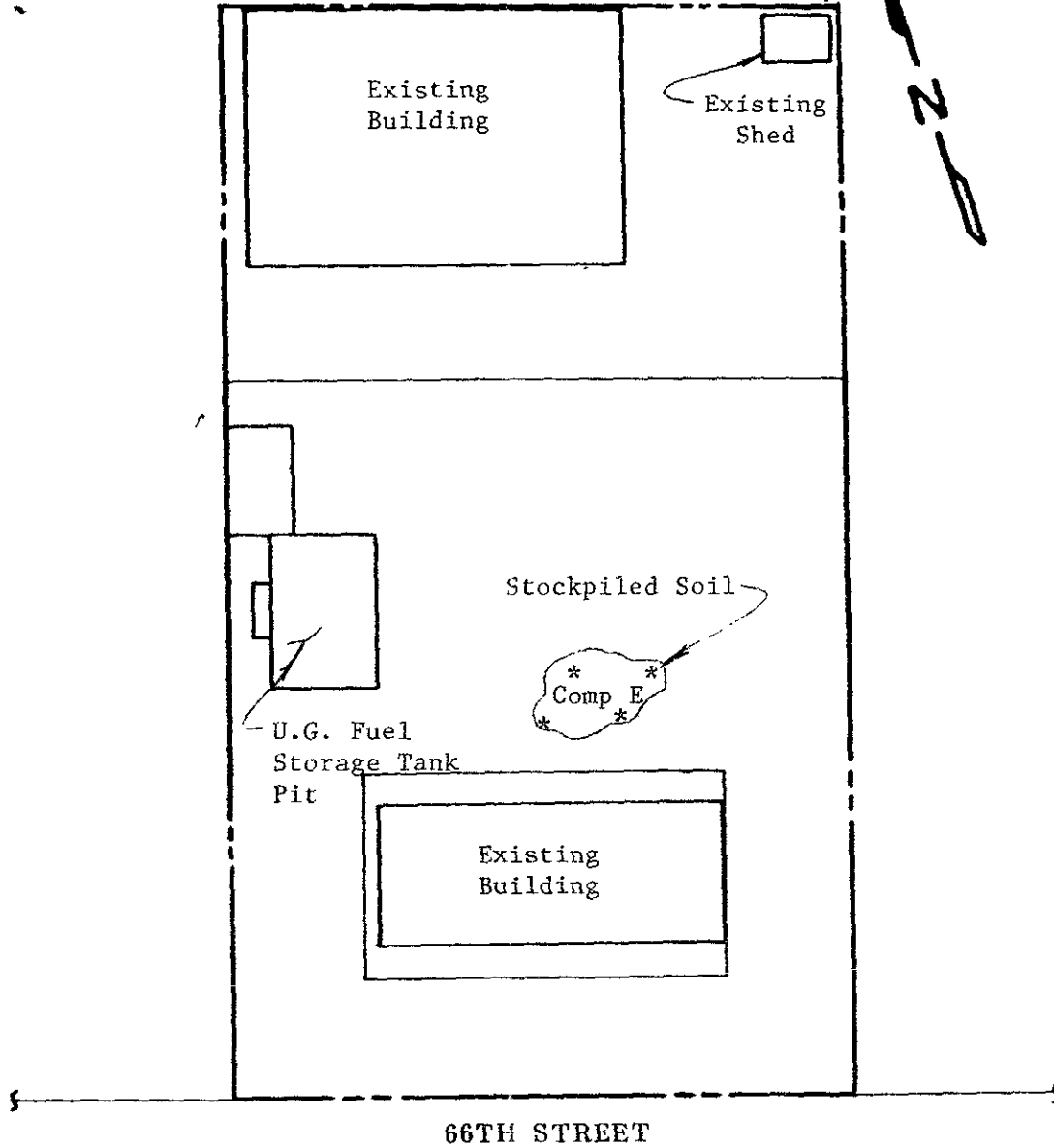
0 30 60  
  
Approx. scale feet

A.A. Johnson  
1164 - 66th Street  
Oakland, CA



**KAPREALIAN ENGINEERING, INC.**  
**Consulting Engineers**

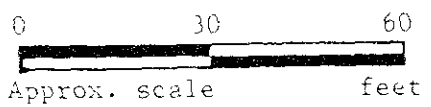
P.O. BOX 996 • BENICIA, CA 94510  
(707) 746-6915 • (707) 746-6916 • FAX: (707) 746-5581



SITE PLAN  
Figure 3

LEGEND

\* Sample Point Location



A.A. Johnson  
1164 - 66th Street  
Oakland, CA



# SEQUOIA ANALYTICAL

1900 Bates Avenue • Suite LM • Concord, California 94520  
(510) 686-9066 • FAX (510) 686-9689

Kaprealian Engineering, Inc.

Client Project ID: R.W. Johnston/A.A. Johnson-

Sampled: Sep 18, 1991

P.O. Box 996

Matrix Descript: Soil 1164-66th St. Oakland, CA

Received: Sep 19, 1991

Benicia, CA 94510

Analysis Method: EPA 5030/8015/8020

Analyzed: Sep 26, 1991

Attention: Mardo Kaprealian, P.E.

First Sample #: 109-1828 AD

Reported: Oct 9, 1991

## TOTAL PETROLEUM FUEL HYDROCARBONS with BTEX DISTINCTION (EPA 8015/8020)

Sample Number	Sample Description	Low/Medium B.P. Hydrocarbons mg/kg (ppm)	Benzene mg/kg (ppm)	Toluene mg/kg (ppm)	Ethyl Benzene mg/kg (ppm)	Xylenes mg/kg (ppm)
109-1828	Comp A	94	N.D.	N.D.	0.11	1.9
109-1829	Comp B	16	0.15	0.021	0.091	0.077

Detection Limits:

1.0

0.0050

0.0050

0.0050

0.0050

Low to Medium Boiling Point Hydrocarbons are quantitated against a gasoline standard  
Analytes reported as N.D. were not present above the stated limit of detection

SEQUOIA ANALYTICAL

Belinda C Vega  
Laboratory Director

1091828 KEI <1>





# SEQUOIA ANALYTICAL

1900 Bates Avenue • Suite LM • Concord, California 94520  
(510) 686-9066 • FAX (510) 686-9689

Kaprealian Engineering, Inc.  
P.O. Box 996  
Benicia, CA 94510

Client Project ID: R W. Johnston/A.A.Johnson-  
1164-66th St. Oakland, CA

Attention: Mardo Kaprealian, P.E. QC Sample Group: 1091828-1829

Reported: Oct 9, 1991

## QUALITY CONTROL DATA REPORT

### SURROGATE

Method:	EPA 8015/8020	EPA 8015/8020	PA 8015/8020
Analyst:	J. Fontecha	J. Fontecha	J. Fontecha
Reporting Units:	mg/kg	mg/kg	mg/kg
Date Analyzed:	Sep 26, 1991	Sep 26, 1991	Sep 26, 1991
Sample #:	109-1828	109-1829	Blank

Surrogate			
% Recovery:	98	76	110

SEQUOIA ANALYTICAL

Belinda C Vega  
Laboratory Director

% Recovery	$\frac{\text{Conc of MS} - \text{Conc of Sample}}{\text{Spike Conc Added}} \times 100$
Relative % Difference	$\frac{\text{Conc of MS} - \text{Conc of MSD}}{(\text{Conc of MS} + \text{Conc of MSD}) / 2} \times 100$



# SEQUOIA ANALYTICAL

1900 Bates Avenue • Suite LM • Concord, California 94520  
(510) 686-9066 • FAX (510) 686-9689

Kaprealian Engineering, Inc.

P.O. Box 996

Benicia, CA 94510

Attention: Marjo Kaprealian, P.E.

Client Project ID: R.W. Johnston/A. Johnson-

Sample Descript: Soil

Analysis Method: California LUFT Manual, 12/87

First Sample #: 109-1828 AD

Sampled: Sep 18, 1991

Received: Sep 19, 1991

Extracted: Sep 26, 1991

Analyzed: Sep 26, 1991

Reported: Oct 9, 1991

## ORGANIC LEAD

Sample Number	Sample Description	Sample Results mg/kg (ppm)
---------------	--------------------	-------------------------------

109-1828	Comp A	N.D.
----------	--------	------

Detection Limits:

0.050

Analytes reported as N D were not present above the stated limit of detection

SEQUOIA ANALYTICAL

Belinda C Vega  
Laboratory Director

1091828.KEI <3>



# SEQUOIA ANALYTICAL

1900 Bates Avenue • Suite LM • Concord, California 94520  
(510) 686-9066 • FAX (510) 686-9689

Kaprealian Engineering, Inc.  
P.O. Box 996  
Benicia, CA 94510

Client Project ID: R.W. Johnston/A. Johnson-

Attention: Mardo Kaprealian, P.E. QC Sample Group: 1091828-1829

Reported: Oct 9, 1991

## QUALITY CONTROL DATA REPORT

ANALYTE	Organic Lead	Benzene	Toluene	Ethylbenzene	Xylenes
---------	--------------	---------	---------	--------------	---------

Method:	Luft	EPA 8015/8020	FA 8015/802	PA 8015/802	PA 8015/8020
Analyst:	N. Anderson	J. Fontech	J. Fontech	J. Fontech	J. Fontech
Reporting Units:	mg/kg	mg/kg	mg/kg	mg/kg	mg/kg
Date Analyzed:	Sep 26, 1991	Sep 26, 1991	Sep 26, 1991	Sep 26, 1991	Sep 26, 1991
QC Sample #:	109-1877	matrix Blank	matrix Blank	matrix Blank	matrix Blank

Sample Conc.:	N.D.	N.D.	N.D.	N.D.	N.D.
Spike Conc. Added:	25	0.40	0.40	0.40	1.2
Conc. Matrix Spike:	16	0.39	0.38	0.42	1.2
Matrix Spike % Recovery:	64	98	95	95	100
Conc. Matrix Spike Dup.:	17	0.44	0.43	0.47	1.4
Matrix Spike Duplicate % Recovery:	68	110	110	120	120
Relative % Difference:	61	12	12	11	15

Laboratory blank contained the following analytes Non-Detected

SEQUOIA ANALYTICAL

*Belinda C Vega*  
Belinda C Vega  
Laboratory Director

% Recovery	$\frac{\text{Conc. of MS} - \text{Conc. of Sample}}{\text{Spike Conc. Added}} \times 100$
Relative % Difference	$\frac{\text{Conc. of MS} - \text{Conc. of M.S.D.}}{(\text{Conc. of MS} + \text{Conc. of M.S.D.}) / 2} \times 100$



# KAPREALIAN ENGINEERING, INC.

## CHAIN OF CUSTODY

SAMPLER <i>R.M. Bradash</i>		SITE NAME & ADDRESS R.W. JOHNSTON A.A. JOHNSON 1164 - 66 <sup>TH</sup> ST. OAKLAND, CA					ANALYSES REQUESTED TPH-G & BTEX ORGANIC Pb			TURN AROUND TIME: <u>10 Day</u>
WITNESSING AGENCY										REMARKS
SAMPLE ID NO.	DATE	TIME	SOIL	WATER	GRAB	NO. OF COMP. CONT.	SAMPLING LOCATION			
KOMP A	9/19/91		✓			4	FUEL TR PIT - STEPL	✓	✓	1091828 A-D
KOMP B	"		✓			4	" " " "	✓		1829 A-D
Relinquished by: (Signature)		Date/Time		Received by: (Signature)		The following MUST BE completed by the laboratory accepting samples for analysis: 1. Have all samples received for analysis been stored in ice? <input checked="" type="checkbox"/> 2. Will samples remain refrigerated until analyzed? <input checked="" type="checkbox"/> 3. Did any samples received for analysis have head space? <u>N/A</u> 4. Were samples in appropriate containers and properly packaged? <input checked="" type="checkbox"/>				
<i>R.M. Bradash</i>		9-19-91 9 <sup>00</sup> AM		<i>Kevin Van Slambrook</i>						
Relinquished by: (Signature)		Date/Time		Received by: (Signature)						
Relinquished by: (Signature)		Date/Time		Received by: (Signature)						
Relinquished by: (Signature)		Date/Time		Received by: (Signature)		Signature		Title		Date
						<i>KWS</i>		<i>SA.</i>		<u>9-19-91</u>



# SEQUOIA ANALYTICAL

1900 Bates Avenue • Suite LM • Concord, California 94520  
(510) 686-9600 • FAX (510) 686-9689

Kaprealian Engineering, Inc.

Client Project ID: A.A. Johnson Co., 1164-66th Street, Oakland

Sampled: Nov 13, 1991

P.O. Box 996

Matrix Descript: Soil

Received: Nov 14, 1991

Benicia, CA 94510

Analysis Method: EPA 5030/8015/8020

Analyzed: Nov 26, 1991

Attention: Mardo Kaprealian, P.E.

First Sample #: 111-1015 A-D

Reported: Dec 3, 1991

## TOTAL PETROLEUM FUEL HYDROCARBONS with BTEX DISTINCTION (EPA 8015/8020)

Sample Number	Sample Description	Low/Medium B.P.	Benzene	Toluene	Ethyl Benzene	Xylenes
		Hydrocarbons				
		mg/kg	mg/kg	mg/kg	mg/kg	mg/kg
		(ppm)	(ppm)	(ppm)	(ppm)	(ppm)
111-1015	Comp C	12	N.D.	0.014	N.D.	0.038
111-1016	Comp D	56	N.D.	0.032	N.D.	0.12

Method Detection Limits:

1.0

0.0050

0.0050

0.0050

0.0050

Low to Medium Boiling Point Hydrocarbons are quantitated against a gasoline standard

SEQUOIA ANALYTICAL

Belinda C. Vega  
Laboratory Director



# SEQUOIA ANALYTICAL

1900 Bates Avenue • Suite LM • Concord, California 94520  
(510) 686-9600 • FAX (510) 686-9689

Kaprealian Engineering, Inc.

Client Project ID: A A. Johnson Co., 1164-66th Street, Oakland

P.O. Box 996

Benicia, CA 94510

Attention: Mardo Kaprealian, P.E. QC Sample Group: 1111015-16

Reported: Dec 3, 1991

## QUALITY CONTROL DATA REPORT

ANALYTE	Benzene	Toluene	Ethyl-Benzene	Xylenes
		EPA	EPA	EPA
Method:	8015/8020	8015/8020	8015/8020	8015/8020
Analyst:	R.H./J.F.	R.H./J.F.	R.H./J.F.	R.H./J.F.
Reporting Units:	mg/kg	mg/kg	mg/kg	mg/kg
Date Analyzed:	Nov 26, 1991	Nov 26, 1991	Nov 26, 1991	Nov 26, 1991
QC Sample #:	Matrix Blank	Matrix Blank	Matrix Blank	Matrix Blank
<b>Sample Conc.:</b>	N.D.	N.D.	N.D.	N.D.
<b>Spike Conc. Added:</b>	0.40	0.40	0.40	1.2
<b>Conc. Matrix Spike:</b>	0.36	0.37	0.39	1.2
<b>Matrix Spike % Recovery:</b>	90	92	98	100
<b>Conc. Matrix Spike Dup.:</b>	0.36	0.37	0.39	1.2
<b>Matrix Spike Duplicate % Recovery:</b>	90	92	98	100
<b>Relative % Difference:</b>	0	0	0	0

Laboratory blank contained the following analytes: None Detected

SEQUOIA ANALYTICAL

Belinda C Vega  
Laboratory Director

% Recovery	$\frac{\text{Conc of M.S.} - \text{Conc of Sample}}{\text{Spike Conc Added}} \times 100$
Relative % Difference	$\frac{\text{Conc of M.S.} - \text{Conc of M.S.D.}}{(\text{Conc of M.S.} + \text{Conc of M.S.D.}) / 2} \times 100$



# SEQUOIA ANALYTICAL

1900 Bates Avenue • Suite LM • Concord, California 94520  
(510) 686-9600 • FAX (510) 686-9689

Kaprealian Engineering, Inc.  
P.O. Box 996  
Benicia, CA 94510

Client Project ID: A.A. Johnson Co., 1164-66th Street, Oakland

Attention: Marco Kaprealian, P.E. QC Sample Group: 1111015-16

Reported: Dec 3, 1991

## QUALITY CONTROL DATA REPORT

### SURROGATE

Method:	EPA 8015/8020	EPA 8015/8020	PA 8015/8020
Analyst:	R.H.	R.H.	R.H.
Reporting Units:	mg/kg	mg/kg	mg/kg
Date Analyzed:	Nov 26, 1991	Nov 26, 1991	Nov 26, 1991
Sample #:	111-1015	111-1016	Blank

Surrogate			
% Recovery:	98	96	99

SEQUOIA ANALYTICAL

*Belinda C Vega*  
Belinda C Vega  
Laboratory Director

% Recovery	$\frac{\text{Conc of MS} - \text{Conc of Sample}}{\text{Spike Conc Added}} \times 100$
Relative % Difference.	$\frac{\text{Conc of MS} - \text{Conc of MSD}}{(\text{Conc of MS} + \text{Conc of MSD}) / 2} \times 100$



# KAPREALIAN ENGINEERING, INC.

## CHAIN OF CUSTODY

SAMPLER <i>R.M. Bradish</i>		SITE NAME & ADDRESS <i>A.A. JOHNSON Co 1164 - 66TH ST OAKLAND</i>					ANALYSES REQUESTED				TURN AROUND TIME: <i>10 Days</i>					
WITNESSING AGENCY		<div style="writing-mode: vertical-rl; transform: rotate(180deg); font-weight: bold; font-size: 1.2em;">TPH-GABDE</div>									REMARKS					
SAMPLE ID NO.	DATE						TIME	SOIL	WATER	GRAB	NO. OF CONT.	SAMPLING LOCATION				
<i>1 COMP C</i>	<i>11-13-91</i>							<input checked="" type="checkbox"/>			<i>4</i>	<i>FUEL TR PIT STEPL</i>	<input checked="" type="checkbox"/>	<i>1111015A-D 1111016A-D</i>		
<i>1 COMP D</i>	<i>"</i>		<input checked="" type="checkbox"/>			<i>4</i>	<i>" " " "</i>	<input checked="" type="checkbox"/>								
Relinquished by: (Signature) <i>R.M. Bradish</i>		Date/Time <i>11-14-91 2:45 PM</i>		Received by: (Signature) <i>Vin Van Landuyck</i>		<p>The following MUST BE completed by the laboratory accepting samples for analysis:</p> <p>1. Have all samples received for analysis been stored in ice? _____</p> <p>2. Will samples remain refrigerated until analyzed? _____</p> <p>3. Did any samples received for analysis have head space? <i>NO</i></p> <p>4. Were samples in appropriate containers and properly packaged? _____</p> <p style="text-align: center;"><i>WS</i>                      <i>SA</i>                      <i>11-14-91</i></p> <p style="text-align: center;">Signature                      Title                      Date</p>										
Relinquished by: (Signature)		Date/Time		Received by: (Signature)												
Relinquished by: (Signature)		Date/Time		Received by: (Signature)												
Relinquished by: (Signature)		Date/Time		Received by: (Signature)												





# SEQUOIA ANALYTICAL

1900 Bates Avenue • Suite LM • Concord, California 94520  
(510) 686-9600 • FAX (510) 686-9689

Kaprealian Engineering, Inc.      Client Project ID: A.A. Johnson/ 1164- 66th St., Oakland      Sampled: Dec 13, 1991  
P.O. Box 996      Sample Descript.: Soil, Comp E      Received: Dec 13, 1991  
Benicia, CA 94510      Analysis Method: EPA 5030/8015/8020      Analyzed: Dec 19, 1991  
Attention: Mardo Kaprealian, P.E.      Lab Number: 112-0493      Reported: Dec 27, 1991

## TOTAL PETROLEUM FUEL HYDROCARBONS WITH BTEX DISTINCTION (EPA 8015/8020)

Analyte	Method Detection Limit mg/kg (ppm)	Sample Results mg/kg (ppm)
Low to Medium Boiling Point Hydrocarbons	1.0	200
Benzene	0.0050	0.050
Toluene	0.0050	0.32
Ethyl Benzene	0.0050	1.2
Xylenes	0.0050	6.2

Low to Medium Boiling Point Hydrocarbons are quantitated against a gasoline standard

SEQUOIA ANALYTICAL

  
Belinda C. Vega  
Laboratory Director



# SEQUOIA ANALYTICAL

1900 Bates Avenue • Suite LM • Concord, California 94520  
(510) 686-9600 • FAX (510) 686-9689

Kaprealian Engineering, Inc.

Client Project ID: A.A. Johnson/ 1164- 66th St., Oakland

P.O. Box 996

Benicia, CA 94510

Attention: Mardo Kaprealian, P.E. QC Sample Group: 112-0493

Reported: Dec 27, 1991

## QUALITY CONTROL DATA REPORT

### SURROGATE

	EPA	EPA
Method:	8015/8020	8015/8020
Analyst:	R. Halsne	R. Halsne
Reporting Units:	mg/kg	mg/kg
Date Analyzed:	Dec 19, 1991	Dec 19, 1991
Sample #:	112-0493	Blank

<b>Surrogate</b>		
<b>% Recovery:</b>	78	100

SEQUOIA ANALYTICAL

Belinda C. Vega  
Laboratory Director

% Recovery	$\frac{\text{Conc. of M S} - \text{Conc. of Sample}}{\text{Spike Conc. Added}} \times 100$
Relative % Difference	$\frac{\text{Conc. of M S} - \text{Conc. of M S D}}{(\text{Conc. of M S} + \text{Conc. of M S D}) / 2} \times 100$



# SEQUOIA ANALYTICAL

1900 Bates Avenue • Suite LM • Concord, California 94520  
(510) 686-9600 • FAX (510) 686-9689

Kaprealian Engineering, Inc.

Client Project ID: A.A. Johnson/ 1164- 66th St., Oakland

P.O. Box 996

Benicia, CA 94510

Attention: Mardo Kaprealian, P.E. QC Sample Group: 112-0493

Reported: Dec 27, 1991

## QUALITY CONTROL DATA REPORT

ANALYTE	Benzene	Toluene	Ethyl-Benzene	Xylenes
Method:	EPA 8015/8020	EPA 8015/8020	EPA 8015/8020	EPA 8015/8020
Analyst:	R.H./J.F.	R.H./J.F.	R.H./J.F.	R.H./J.F.
Reporting Units:	mg/kg	mg/kg	mg/kg	mg/kg
Date Analyzed:	Dec 19, 1991	Dec 19, 1991	Dec 19, 1991	Dec 19, 1991
QC Sample #:	Matrix Blank	Matrix Blank	Matrix Blank	Matrix Blank
Sample Conc.:	N.D.	N.D.	N.D.	N.D.
Spike Conc. Added:	0.40	0.40	0.40	1.2
Conc. Matrix Spike:	0.36	0.35	0.35	1.2
Matrix Spike % Recovery:	90	88	88	100
Conc. Matrix Spike Dup.:	0.35	0.34	0.33	1.2
Matrix Spike Duplicate % Recovery:	88	85	85	100
Relative % Difference:	2.8	2.9	5.8	0.0

Laboratory blank contained the following analytes None Detected

SEQUOIA ANALYTICAL

Belinda C. Vega  
Laboratory Director

% Recovery	$\frac{\text{Conc of M S} - \text{Conc of Sample}}{\text{Spike Conc Added}} \times 100$
Relative % Difference	$\frac{\text{Conc of M S} - \text{Conc of M S.D}}{(\text{Conc of M S} + \text{Conc of M S.D}) / 2} \times 100$



# KAPREALIAN ENGINEERING, INC.

## CHAIN OF CUSTODY

SAMPLER <u>Handy</u>		SITE NAME & ADDRESS <u>A.A. Johnson - Oakland</u> <u>1164 - 66th Street</u>					ANALYSES REQUESTED			TURN AROUND TIME: <u>Regular</u>	
WITNESSING AGENCY							TPH-C BTX-L			REMARKS	
SAMPLE ID NO.	DATE	TIME	SOIL	WATER	GRAB	COMP					NO. OF CONT.
<u>CompE</u>	<u>12/13/91</u>		<input checked="" type="checkbox"/>				<u>4</u>	<u>STOCKPILE</u>	<u>1120493AD</u>		
Relinquished by: (Signature) <u>[Signature]</u>		Date/Time <u>12/13/91 1630</u>		Received by: (Signature) <u>[Signature]</u>		The following MUST BE completed by the laboratory accepting samples for analysis:					
Relinquished by: (Signature)		Date/Time		Received by: (Signature)		1. Have all samples received for analysis been stored in ice? <input checked="" type="checkbox"/>					
Relinquished by: (Signature)		Date/Time		Received by: (Signature)		2. Will samples remain refrigerated until analyzed? <input checked="" type="checkbox"/>					
Relinquished by: (Signature)		Date/Time		Received by: (Signature)		3. Did any samples received for analysis have head space? <u>NO</u>					
Relinquished by: (Signature)		Date/Time		Received by: (Signature)		4. Were samples in appropriate containers and properly packaged? <input checked="" type="checkbox"/>					
						<u>[Signature]</u> Signature		<u>[Signature]</u> Title		<u>12/13/91</u> Date	