

October 9, 2002

Mr. Ondrej Kojnok
Tri Star Partnership
2980 Thomas Grade
Morgan Hill, California 95037

Alameda County
FEB 06 2003
Environmental Health

**SUBJECT: THIRD QUARTER 2002 GROUNDWATER MONITORING REPORT
AUTOPRO FACILITY
5200 TELEGRAPH AVENUE
OAKLAND, CALIFORNIA
HARDING ESE PROJECT NO. 51644.030**

Mr. Kojnok:

Harding ESE, a MACTEC Company (Harding ESE) is pleased to present the results of third quarter 2002 groundwater monitoring activities for the Autopro Facility (site) located at 5200 Telegraph Avenue in Oakland, California (Figure 1 - Location Map). These activities were mandated by the Alameda County Health Care Services Agency (ACHCSA) in a letter dated August 13, 2001. The following report describes the activities completed and the results.

FIELD ACTIVITIES

On September 6, 2002, Harding ESE personnel performed groundwater monitoring activities at the site. At the Autopro facility, depths to groundwater were measured using an electronic water level meter in four on-site groundwater monitoring wells and one off-site well (Figure 2 - Site Map). No evidence of free-product was found in any of the five wells. A minimum of three volumes of groundwater was removed from each well using a properly cleaned reusable bailer and new nylon cord. Temperature, pH, and electrical conductivity parameters were recorded during the well purging process. Groundwater samples were collected from the well following the purge process using a pre-cleaned disposable bailer and new nylon cord. Groundwater sample collection logs, documenting the collected parameters and other information, are presented as an attachment. Groundwater was decanted from the disposable bailer into laboratory-supplied glassware. The samples were then labeled and placed in a cooler on ice, under proper chain-of-custody documentation, and transported to a State-certified analytical laboratory by Harding ESE personnel.

The samples collected from the Autopro facility were analyzed by McCampbell Analytical Inc. (McCampbell) for Total Petroleum Hydrocarbons as gasoline (TPH-G), as diesel (TPH-D), and as motor oil (TPH-MO); benzene, toluene, ethylbenzene, and total xylenes (BTEX); and methyl tertiary butyl ether (MTBE) by Environmental Protection Agency (EPA) methods 8015, 8015M, 8015M, 8020, and 8020, respectively. Laboratory reports and chain-of-custody documentation are included as an attachment.

Purge water and equipment rinseate were stored on-site in properly labeled Department of Transportation (DOT)-rated 55-gallon drums pending analysis and proper disposal/recycling.

RESULTS

Depth to groundwater in the four on-site wells (MW-1 through MW-4) and the one off-site well (MW-5) from the most current sampling event, ranged from 11.10 feet to 13.05 feet below top of casing. Groundwater elevations were calculated and are presented in Table 1 - Historical Groundwater Data. Groundwater elevation contours were plotted on Figure 3 - Groundwater Elevation Contour Map, September 6, 2002. Groundwater onsite was found to flow generally towards the south at an approximate gradient of 0.033 feet per foot.

- TPH-G was detected in wells MW-1, MW-3, MW-4 and MW-5 at concentrations of 330 µg/L, 9,900 µg/L, 2,500 µg/L and 7,600 µg/L, respectively.
- TPH-D was detected in wells MW-1, MW-3, MW-4, and MW-5 at concentrations of 320 µg/L, 5,800 µg/L, 1,800 µg/L and 4,500 µg/L, respectively.
- TPH-MO was not detected in any wells.
- Benzene was detected in wells MW-3, MW-4 and MW-5 at concentrations of 61 µg/L, 2.7 µg/L, and 43 µg/L, respectively.
- Toluene was detected in wells MW-1, MW-3 and MW-4 at concentrations of 1.30 µg/L, 10 µg/L and 4.2 µg/L, respectively.
- Ethylbenzene was detected in wells MW-3, MW-4 and MW-5 at concentrations of 20 µg/L, 3.2 µg/L and 5.8 µg/L, respectively.
- Total Xylenes was detected in wells MW-3, MW-4 and MW-5 at concentrations of 46 µg/L, 5.7 µg/L and 12 µg/L, respectively.
- MTBE was not detected above reporting limits in any well.

Table 2 - Historical Groundwater Analytical Data is a tabular summary of the laboratory report for this quarter and previous quarters. Figures 4 through 7 graphically depict the estimated extent of TPH-G, TPH-D, Benzene, and MTBE in groundwater for the site during this quarter.

CONCLUSIONS

Based on the results of the second quarter 2002 groundwater monitoring activities, Harding ESE concludes the following:

- Groundwater flow direction is generally to the south at a gradient of 0.033 ft/ft, which compares with previously obtained data for the site.
- TPH-D concentrations decreased in wells MW-1, MW-2, MW-3 and MW-4; and increased in well MW-5.
- TPH-MO concentrations remained below laboratory detection limits in well MW-3 and decreased to below detectable levels in all other wells.
- TPH-G concentrations remained below laboratory detection limits in well MW-2; decreased in wells MW-1, MW-4 and MW-5; and increased in well MW-3.
- Benzene concentrations remained below laboratory detection limits in MW-2; decreased to below laboratory detection limits in well MW-1; and increased for all other wells.
- Toluene concentrations decreased in wells MW-1 and MW-4; remained below laboratory detection limits in wells MW-2 and MW-5; and increased in well MW-3.
- Ethylbenzene concentrations decreased in wells MW-4 and MW-5; remained below laboratory detection limits in wells MW-1 and MW-2; and increased in well MW-3.
- Total Xylene concentrations decreased in wells MW-4 and MW-5; decreased to below laboratory detection limits in well MW-1; remained below laboratory detection limits in well MW-2; and increased in well MW-3.
- With the exception of benzene, all regulated analytes (benzene, toluene, ethylbenzene, xylene and MTBE) are below maximum concentration levels (MCLs) according to *Title 22, California Code of Regulations, Division 4. Environmental Health, Chapter 15. Domestic Water Quality and Monitoring, Article 5.5. Primary Standards – Organic Chemicals, Section 64444. General Requirements, Table 64444-A* (See last row of Table 2).

CLOSURE

This report has been prepared by Harding ESE for the exclusive use by Mr. Ondrej M. Kojnok, Attorney at Law, and Mr. George Tuma of Autopro, as it pertains to their site located at 5200 Telegraph Avenue in Oakland, California. Our professional services have been performed using that degree of care and skill ordinarily exercised under similar circumstances by other geologists and engineers practicing in this field. No other warranty, expressed or implied, is made as to professional advice in this report.

Sincerely,
HARDING ESE, A MACTEC COMPANY



Jason T. House
Senior Staff Environmental Scientist



Buck King
Senior Project Hydrogeologist
California R.G. No. 6353
California C.H.G No. 433

Attachments: Table 1 – Historical Groundwater Elevation Data
Table 2 – Historical Groundwater Analytical Data
Figure 1 – Location Map
Figure 2 – Site Map
Figure 3 – Groundwater Elevation Contour Map
Figure 4 – Estimated Extent of TPH-G in Groundwater
Figure 5 – Estimated Extent of TPH-D in Groundwater
Figure 6 – Estimated Extent of Benzene in Groundwater
Groundwater Sample Collection Logs
Laboratory Reports and Chain-of-Custody Documentation

cc w/attachments: Mr. George Tuma, Autopro
Mr. Don Huang, Alameda County Health Care Services

TABLE 1

HISTORICAL GROUNDWATER ELEVATION DATA

Autopro Facility
5200 Telegraph Avenue
Oakland, California

Well I.D.	Date	Datum	Depth to Water (feet)	Ground Water Elevation (ft AMSL)
MW-1	04/26/94	115.44	12.69	102.75
	07/20/94		12.39	103.05
	10/21/94		13.06	102.38
	01/18/95		10.14	105.30
	06/26/96		11.90	103.54
	09/24/96		12.53	102.91
	12/11/96		9.95	105.49
	12/12/97		10.28	105.16
	03/23/98		5.12	110.32
	06/16/98		10.15	105.29
	08/25/98		13.10	102.34
	09/30/98		13.33	102.11
	12/15/98		11.78	103.66
	03/22/02		11.45	103.99
06/28/02	12.16	103.28		
09/06/02	13.05	102.39		
MW-2	04/26/94	114.62	11.15	103.47
	07/20/94		11.44	103.18
	10/21/94		12.30	102.32
	01/18/95		9.21	105.41
	06/26/96		11.16	103.46
	09/24/96		11.81	102.81
	12/11/96		9.17	105.45
	12/12/97		9.39	105.23
	03/23/98		4.32	110.30
	06/16/98		9.23	105.39
	08/25/98		12.25	102.37
	09/30/98		12.42	102.20
	12/15/98		10.93	103.69
	03/22/02		10.32	104.30
06/28/02	11.26	103.36		
09/06/02	12.10	102.52		
MW-3	04/26/94	113.90	10.97	102.93
	07/20/94		11.21	102.69
	10/21/94		11.92	101.98
	01/18/95		8.90	105.00
	06/26/96		10.88	103.02
	09/24/96		12.53	101.37
	12/11/96		8.17	105.73
	12/12/97		8.81	105.09
	03/23/98		3.65	110.25
	06/16/98		8.90	105.00
	08/25/98		12.35	101.55
	09/30/98		12.11	101.79
	12/15/98		10.53	103.37
	03/22/02		9.93	103.97
06/28/02	10.76	103.14		
09/06/02	11.60	102.30		

TABLE 1

HISTORICAL GROUNDWATER ELEVATION DATA

Autopro Facility
5200 Telegraph Avenue
Oakland, California

Well I.D.	Date	Datum	Depth to Water (feet)	Ground Water Elevation (ft AMSL)
MW-4	04/26/94	114.25	10.97	103.28
	07/20/94		11.16	103.09
	10/21/94		11.68	102.57
	01/18/95		9.02	105.23
	06/26/96		10.77	103.48
	09/24/96		11.51	102.74
	12/11/96		8.85	105.40
	12/12/97		8.95	105.30
	03/23/98		3.49	110.76
	06/16/98		9.05	105.20
	08/25/98		12.05	102.20
	09/30/98		12.22	102.03
	12/15/98		10.68	103.57
	03/22/02		10.23	104.02
06/28/02	10.99	103.26		
09/06/02	11.90	102.35		
MW-5	07/18/98	113.06	10.77	102.29
	08/25/98		11.20	101.86
	09/30/98		11.32	101.74
	12/15/98		9.92	103.14
	03/22/02		9.20	103.86
	06/28/02		10.12	102.94
09/06/02	11.10	101.96		
CHEVRON WELLS				
C-3	03/22/02	115.70	13.40	102.30
MW-1	03/22/02	115.02	10.34	104.68
MW-2	03/22/02	112.03	9.89	102.14
MW-3	03/22/02	113.63	14.17	99.46
MW-5	03/22/02	116.70	14.71	101.99

Note:
ft AMSL = feet above mean sea level.

TABLE 2

HISTORICAL GROUNDWATER ANALYTICAL DATA

Autopro Facility
5200 Telegraph Avenue
Oakland, California

Well I.D.	Date Sampled	TPH-D (µg/L)	TPH-MO (µg/L)	TPH-G (µg/L)	Benzene (µg/L)	Toluene (µg/L)	Ethylbenzene (µg/L)	Total Xylenes (µg/L)	MTBE (µg/L)	VOCs (µg/L)	Metals (mg/L)				
											cadmium	chromium	lead	nickel	zinc
MW-1	04/26/94	<50	--	1,400	<0.50	<0.50	4.5	2.1	--	<0.50	0.001	<0.05	<0.005	0.120	<0.10
	07/20/94	100	--	1,200	19	2.5	2.4	1.6	--	--	<0.010	0.220	0.044	0.360	0.350
	10/21/94	130	--	560	8.4	1.1	0.80	1.8	--	--	<0.010	<0.010	<0.020	0.041	0.077
	01/18/95	240	--	620	8.5	2.1	1.3	2.3	--	--	<0.010	0.026	<0.020	0.024	0.067
	06/26/96	56	<250	180	<0.50	<0.50	<0.50	<0.50	<5.0	--	--	--	--	--	--
	09/24/96	150	<250	170	3.7	0.92	0.54	0.63	6.5	--	--	--	--	--	--
	12/11/96	300	<250	520	<0.50	0.8	0.59	0.81	<5.0	--	--	--	--	--	--
	12/12/97	280	<250	360	<0.50	0.8	0.82	0.9	<5.0	--	--	--	--	--	--
	03/23/98	96	<250	<50	<0.50	<0.50	<0.50	<0.50	<5.0	--	--	--	--	--	--
	08/25/98	110	<250	740	<0.50	<0.50	<0.50	2.40	ND<10	--	--	--	--	--	--
	09/30/98	<50	<250	<50	<0.5	<0.5	<0.5	<0.5	--	--	--	--	--	--	--
	12/15/98	380	<250	560	<0.5	1.80	0.66	1.50	<5.0	--	--	--	--	--	--
	03/22/02	5,100	6,900	150	<0.5	0.90	<0.5	<0.5	<5.0	--	--	--	--	--	--
	06/28/02	590	260	560	0.54	1.60	<0.5	1.30	<5.0	--	--	--	--	--	--
	09/06/02	320	<250	330	<0.50	1.30	<0.5	<0.5	<5.0	--	--	--	--	--	--
MW-2	04/26/94	<50	--	<50	<0.50	<0.50	<0.50	<0.50	--	<0.50	<0.001	<0.05	<0.005	0.060	<0.10
	07/20/94	<50	--	<50	<0.50	<0.50	<0.50	<0.50	--	--	<0.010	0.022	<0.020	0.045	0.068
	10/21/94	<50	--	<50	<0.50	<0.50	<0.50	<0.50	--	--	<0.010	0.031	<0.020	0.027	0.044
	01/18/95	<50	--	<50	<0.50	<0.50	<0.50	<0.50	--	--	<0.010	0.014	<0.020	0.023	0.045
	06/26/96	<50	<250	<50	<0.50	<0.50	<0.50	<0.50	<5.0	--	--	--	--	--	--
	09/24/96	<50	<250	<50	<0.50	<0.50	<0.50	<0.50	9.6	--	--	--	--	--	--
	12/11/96	<50	<250	<50	<0.50	<0.50	<0.50	<0.50	<5.0	--	--	--	--	--	--
	12/12/97	58	<250	<50	<0.50	<0.50	<0.50	<0.50	<5.0	--	--	--	--	--	--
	03/23/98	200	<250	200	<0.50	0.09	<0.50	<0.50	<5.0	--	--	--	--	--	--
	08/25/98	<50	<250	<50	<0.5	<0.5	<0.5	<0.5	<5.0	--	--	--	--	--	--
	09/30/98	<50	<250	<50	<0.5	<0.5	<0.5	<0.5	<5.0	--	--	--	--	--	--
	12/15/98	<50	<250	<50	<0.5	<0.5	<0.5	<0.5	<5.0	--	--	--	--	--	--
	03/22/02	110	270	<50	<0.5	<0.5	<0.5	<0.5	<5.0	--	--	--	--	--	--
	06/28/02	410	660	<50	<0.5	<0.5	<0.5	<0.5	<5.0	--	--	--	--	--	--
	09/06/02	<50	<250	<50	<0.5	<0.5	<0.5	<0.5	<5.0	--	--	--	--	--	--

TABLE 2

HISTORICAL GROUNDWATER ANALYTICAL DATA

Autopro Facility
6200 Telegraph Avenue
Oakland, California

Well I.D.	Date Sampled	TPH-D (µg/L)	TPH-MC (µg/L)	TPH-G (µg/L)	Benzene (µg/L)	Toluene (µg/L)	Ethylbenzene (µg/L)	Total Xylenes (µg/L)	MTBE (µg/L)	VOCs (µg/L)	Metals (mg/L)				
											cadmium	chromium	lead	nickel	zinc
MW-3	04/26/94	<3,000	-	10,000	70	40	40	50	-	<30	<0.001	<0.05	0.043	0.100	0.100
	07/20/94	1,400	-	7,500	120	38	36	39	-	-	<0.010	0.089	0.140	0.120	0.250
	10/21/94	1,200	-	6,300	69	37	29	38	-	-	<0.010	<0.010	<0.020	0.036	0.140
	01/18/95	1,600	-	8,000	84	16	48	49	-	-	<0.010	0.046	0.049	0.040	0.110
	(Dup) 06/26/96	2,800	<250	6,600	15	17	23	40	53	-	-	-	-	-	-
	06/26/96	2,700	<250	6,600	14	16	21	37	49	-	-	-	-	-	-
	09/24/96	2,600	290	4,800	12	11	18	43	42	-	-	-	-	-	-
	12/11/96	2,900	<250	6,700	20	19	32	44	70	-	-	-	-	-	-
	12/12/97	3,300	<250	7,400	32	37	46	90	<160	-	-	-	-	-	-
	(Dup) 03/23/98	1,900	<250	2,500	<0.50	3.2	3.5	7.7	420	-	-	-	-	-	-
	03/23/98	1,600	<250	2,400	<0.50	4.0	3.4	4.4	<18	-	-	-	-	-	-
	08/25/98	-	-	-	0.8	1.1	0.77	2.3	ND<10	-	-	-	-	-	-
09/30/98	2,800	<250	4,000	6.8	7.3	6.9	19	-	-	-	-	-	-	-	
12/15/98	2,100	<250	3,300	<0.5	8.3	6.2	15	-	-	-	-	-	-	-	
03/22/02	7,700	270	8,300	11	10	13	24	ND <25	-	-	-	-	-	-	
06/28/02	6,900	<250	9,300	53	<5.0	11	23	ND <50	-	-	-	-	-	-	
09/06/02	5,800	<250	9,900	61	10	20	46	ND <25	-	-	-	-	-	-	
MW-4	04/26/94	<300	-	6,800	<3.0	<3.0	3.0	4.0	-	<3.0	<0.001	<0.05	0.007	0.060	<0.10
	07/20/94	1,500	-	5,600	35	11	12	17	-	-	<0.010	0.023	<0.020	0.048	0.060
	10/21/94	870	-	4,300	26	19	12	20	-	-	<0.010	0.013	<0.020	<0.020	0.092
	01/18/95	1,300	-	5,700	19	15	13	16	-	-	<0.010	0.020	<0.020	0.021	0.036
	06/26/96	2,500	<250	4,700	<0.25	4.8	11	19	30	-	-	-	-	-	-
	(Dup) 09/24/96	2,200	<250	5,300	<1.0	5.3	8.2	8.3	<35	-	-	-	-	-	-
	09/24/96	2,200	<250	5,500	<1.0	6.6	9.4	8.4	<35	-	-	-	-	-	-
	12/11/96	2,400	<250	4,000	<0.25	4.0	7.6	9.2	22	-	-	-	-	-	-
	(Dup) 12/11/96	2,800	<250	7,000	18	20	34	49	73	-	-	-	-	-	-
	12/12/97	2,700	<250	3,100	<0.5	3.3	7.6	8.9	<41	-	-	-	-	-	-
	03/23/98	740	500	950	<0.50	2.7	1.0	1.3	<17	-	-	-	-	-	-
	08/25/98	1,800	<250	2,700	<0.5	3.0	4.2	11	ND<30	-	-	-	-	-	-
	09/30/98	1,700	<250	3,300	2.1	7.0	5.9	<0.5	-	-	-	-	-	-	-
	12/15/98	1,800	<250	3,300	<0.5	3.9	4.9	12	-	-	-	-	-	-	-
	03/22/02	2,200	290	3,500	ND <1.0	3.2	2.4	4.6	ND <10	-	-	-	-	-	-
06/28/02	2,700	940	3,900	2.6	7.3	4.5	7.2	ND <10	-	-	-	-	-	-	
09/06/02	1,800	<250	2,500	2.7	4.2	3.2	5.7	ND <10	-	-	-	-	-	-	

TABLE 2
HISTORICAL GROUNDWATER ANALYTICAL DATA

Autopro Facility
5200 Telegraph Avenue
Oakland, California

Well ID	Date Sampled	TPH-D (µg/L)	TPH-MO (µg/L)	TPH-G (µg/L)	Benzene (µg/L)	Toluene (µg/L)	Ethylbenzene (µg/L)	Total Xylenes (µg/L)	MTBE (µg/L)	VOCs (µg/L)	Metals (mg/L)				
											cadmium	chromium	lead	nickel	zinc
MVV-5	07/18/98	3,800	ND	5,900	7.40	9.50	17.00	29.00	ND<60	-	-	-	-	-	
	08/25/98	2,800	<250	5,800	6.1	7.9	16	33	ND<70	-	-	-	-	-	
	09/30/98	3,600	<250	6,300	13	10	14	4.4	-	-	-	-	-	-	
	12/15/98	2,800	<250	5,900	9.3	11	13	23	-	-	-	-	-	-	
	03/22/02	3,600	720	5,100	7.6	5	8.3	15	ND<10	-	-	-	-	-	
	06/28/02	4,400	310	9,000	41	ND<5.0	8.2	19	ND<50	-	-	-	-	-	
	09/06/02	4,500	<250	7,600	43	ND<5.0	5.8	12	ND<50	-	-	-	-	-	
TRIP	06/26/96	-	-	<50	<0.50	<0.50	<0.50	<0.50	<5.0	-	-	-	-	-	
	08/24/96	-	-	<50	<0.50	<0.50	<0.50	<0.50	<5.0	-	-	-	-	-	
	12/11/96	-	-	<50	<0.50	<0.50	<0.50	<0.50	<5.0	-	-	-	-	-	
	12/12/97	-	-	<50	<0.50	<0.50	<0.50	<0.50	<5.0	-	-	-	-	-	
	03/23/98	-	-	<50	<0.50	<0.50	<0.50	<0.50	<5.0	-	-	-	-	-	
FIELD	03/22/02	-	-	<50	<0.50	<0.50	<0.50	<0.50	<5.0	-	-	-	-	-	
	06/28/02	-	-	<50	<0.50	<0.50	<0.50	<0.50	<5.0	-	-	-	-	-	
	09/06/02	-	-	<50	<0.50	<0.50	<0.50	<0.50	<5.0	-	-	-	-	-	
CHEVRON WELLS															
C-3	03/22/02	930	<250	3,600	<5.0	<5.0	6.1	<15	<2.5	-	-	-	-	-	
MVV-1	03/22/02	330	560	100	<0.5	24	0.8	4.9	15	-	-	-	-	-	
MVV-2	03/22/02	-	-	<50	<0.5	<0.5	<0.5	<1.5	<2.5	-	-	-	-	-	
MVV-3	03/22/02	-	-	7,600	<10	4.2	11	<25	<5.0	-	-	-	-	-	
MVV-5	03/22/02	<50	<250	<50	<0.50	<0.50	<0.50	<1.5	<2.5	-	-	-	-	-	
MCL	-	-	-	-	1	150	700	1,750	13	-	0.005	0.05	0	0.1	5

Notes:

TPH-D = Total Petroleum Hydrocarbons as Diesel.

TPH-MO = Total Petroleum Hydrocarbons as Motor Oil.

TPH-G = Total Petroleum Hydrocarbons as Gasoline.

MTBE = methyl tertiary butyl ether.

MCL = (Maximum Contaminant Level) - Title 22, CCR, Division 4, Environmental Health, Chapter 15, Domestic Water Quality and Monitoring, Article 5.6.

Primary Standards - Organic Chemicals, Section 61444. General Requirements, Table 61444-A

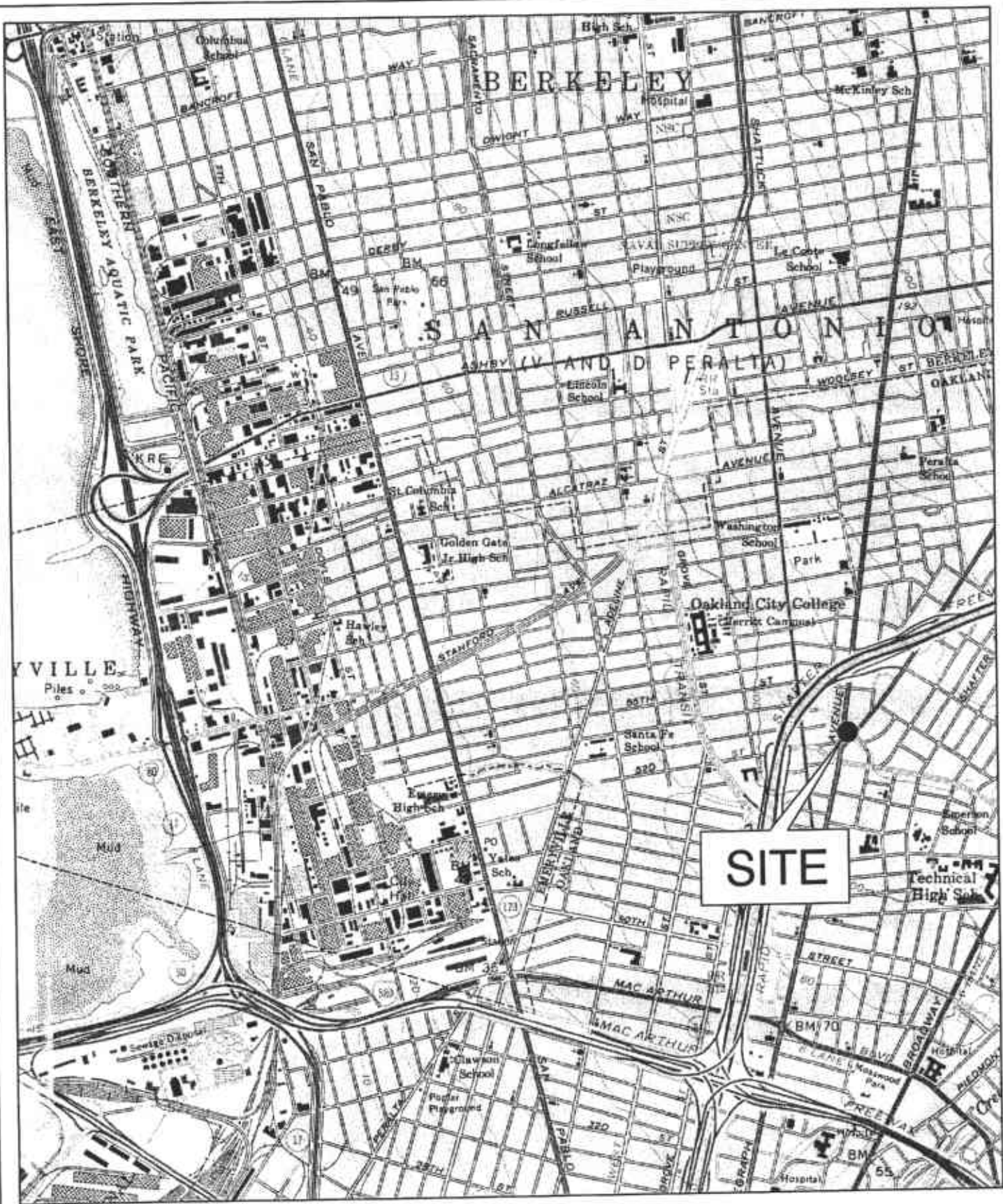
VOCs = Volatile Organic Compounds.

µg/L = micrograms per liter or parts per billion (ppb).

mg/L = milligrams per liter or parts per million (ppm).

< = less than listed detection limits.

- = not applicable.



20020416.1519

L:\50000\51644\CAD\51644014.dwg
 Aug 08, 2002 - 10:46am



Harding ESE
 A MACTEC COMPANY

Vicinity Map
 Aoutpro Inc.
 5200 Telegraph Avenue
 Oakland, California

FIGURE

1

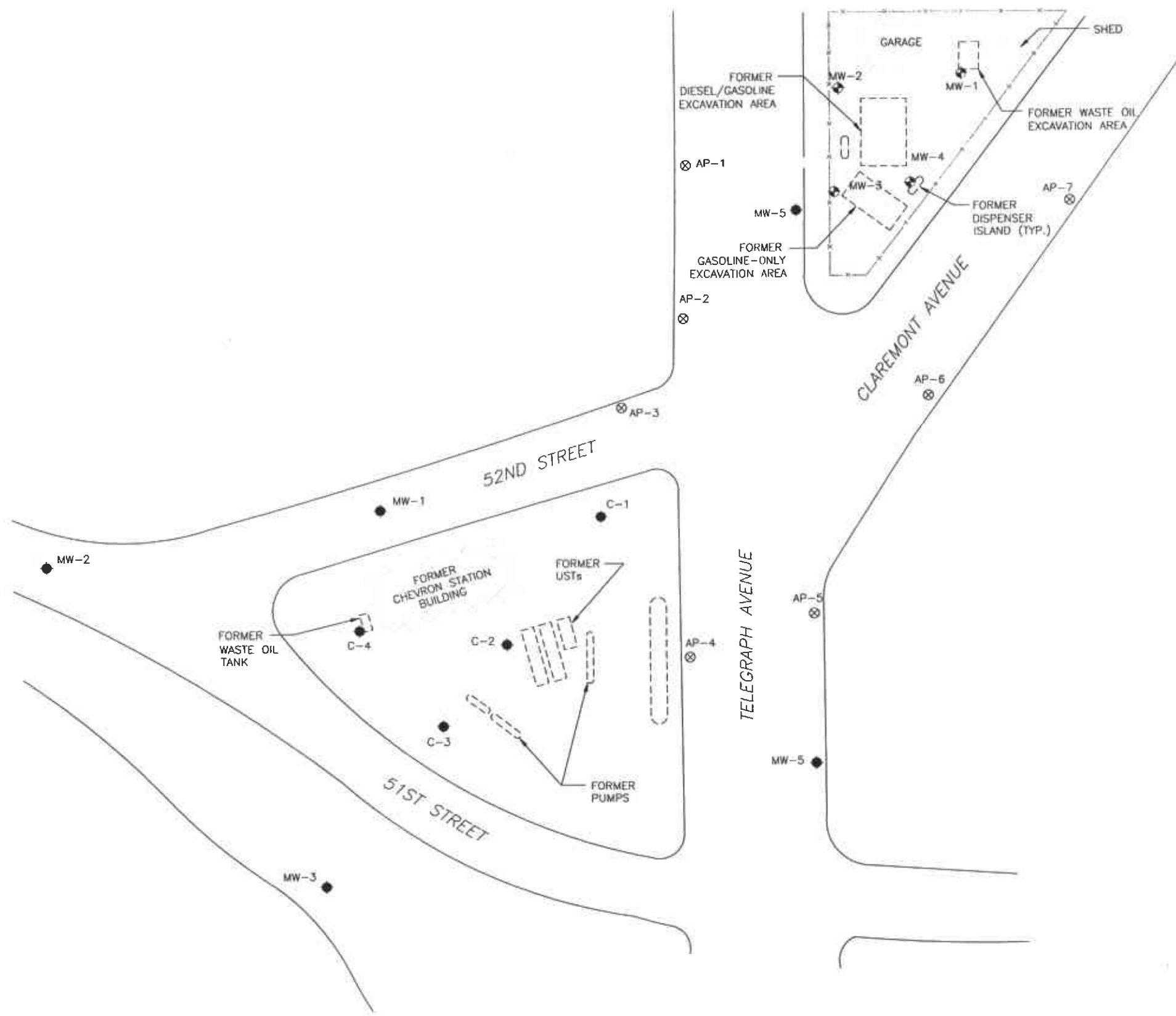
DRAWN
 SS

JOB NUMBER
 51644 030

APPROVED

DATE
 04/02

REVISED DATE



LEGEND

- MW-1 GROUNDWATER MONITORING WELLS INSTALLED BY QST
- MW-1 GROUNDWATER MONITORING WELLS INSTALLED FOR CHEVRON
- C-1
- AP-1 SOIL BORING BY QST
- - x - - FENCE



51644007.DWG 1.0
20020808.1058

CHEVRON SITE BASE MAP FROM CAMBRIA ENVIRONMENTAL TECHNOLOGY, INC.



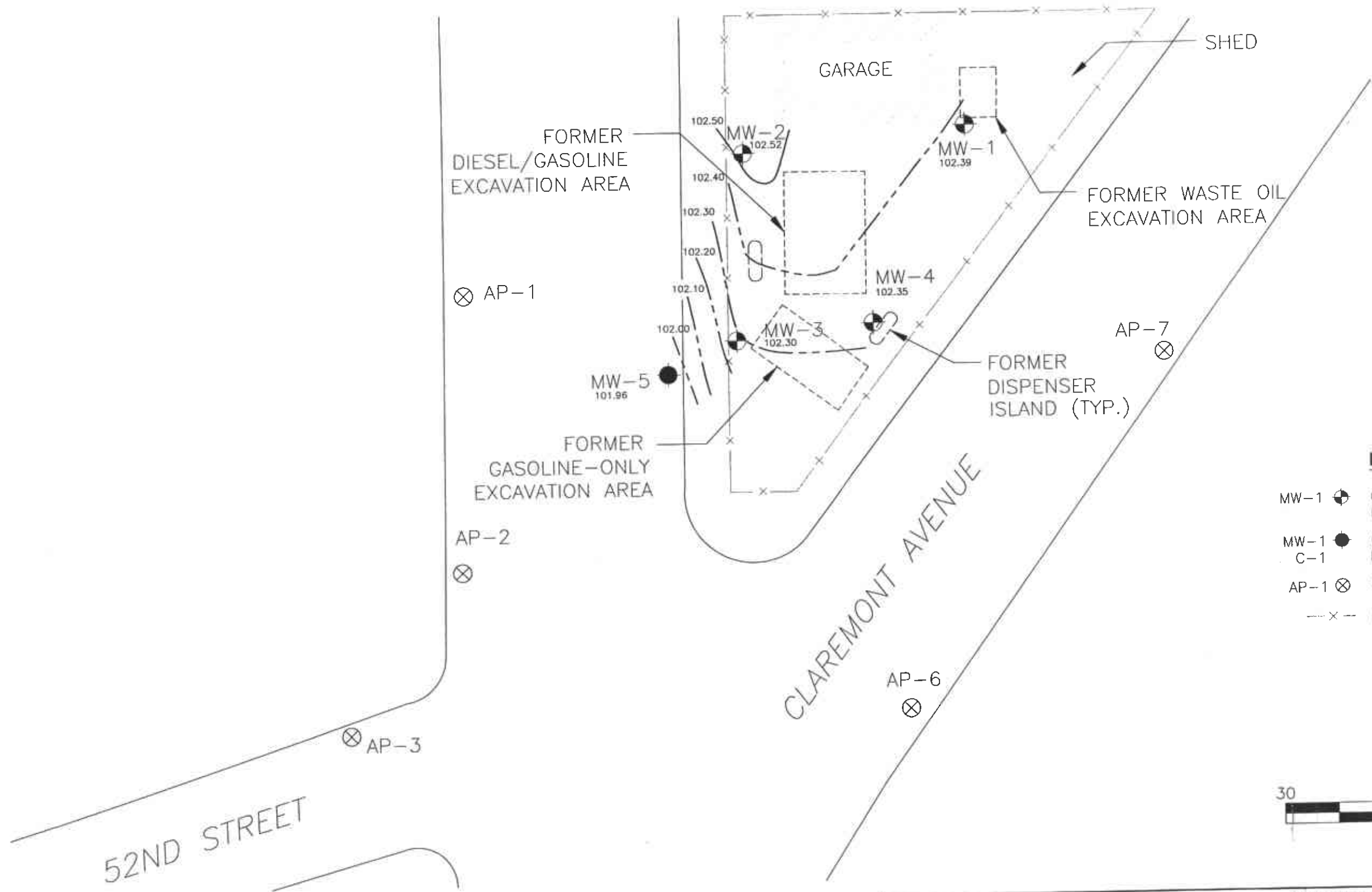
Harding ESE
A MACTEC COMPANY

Site Map
Autopro Inc.
5200 Telegraph Avenue
Oakland, California

DRAWN SS	JOB NUMBER 51644 030	APPROVED	DATE 04/02	REVISED DATE
-------------	-------------------------	----------	---------------	--------------

FIGURE

2



LEGEND

- MW-1 GROUNDWATER MONITORING WELLS INSTALLED BY QST
- MW-1 GROUNDWATER MONITORING WELLS INSTALLED FOR CHEVRON
- C-1 GROUNDWATER MONITORING WELLS INSTALLED FOR CHEVRON
- AP-1 SOIL BORING BY QST
- FENCE



CHEVRON SITE BASE MAP FROM CAMBRIA ENVIRONMENTAL TECHNOLOGY, INC.

Harding ESE
A MACTEC COMPANY

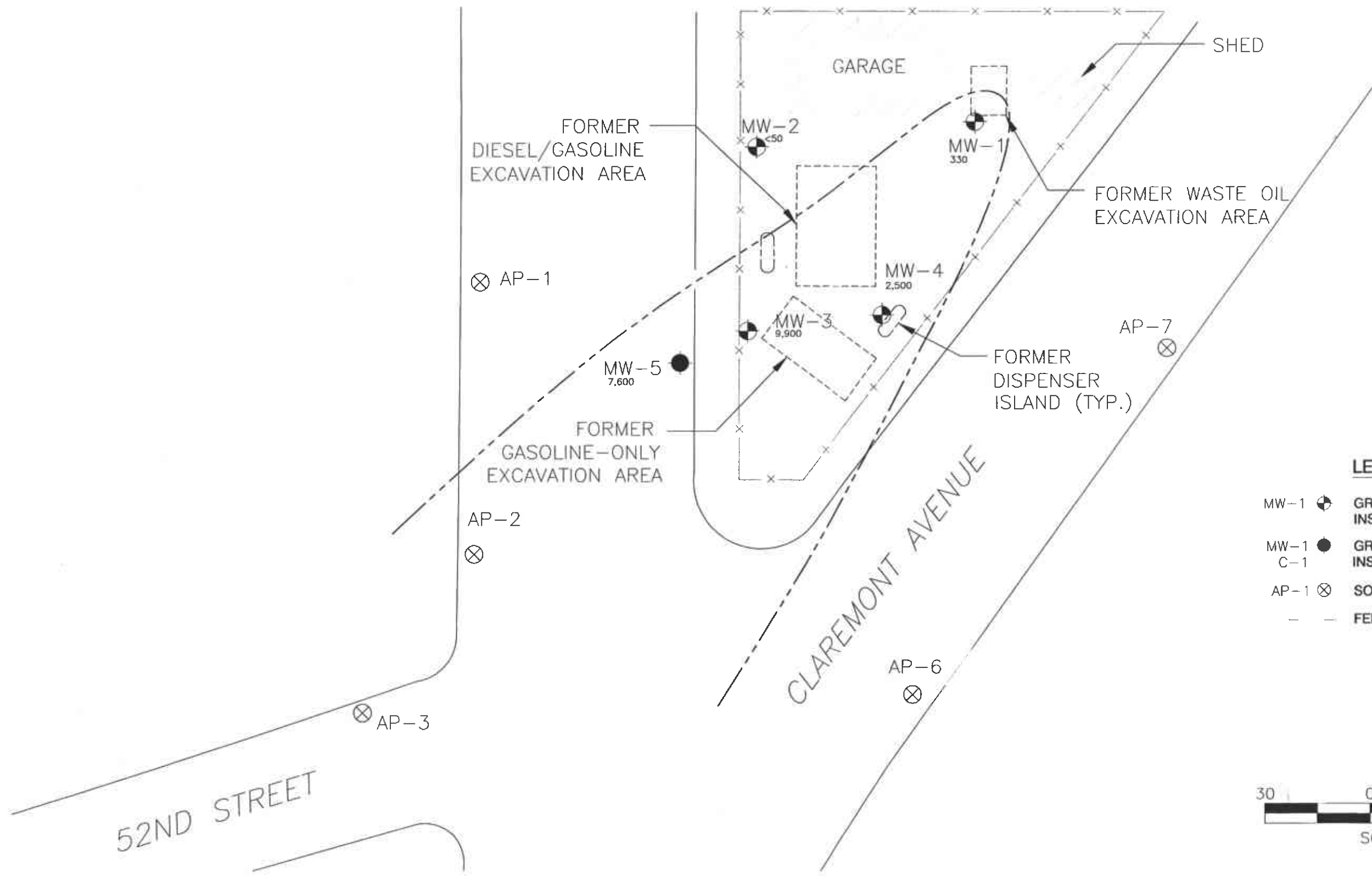
DRAWN: SS
JOB NUMBER: 51644 030

Groundwater Gradient
Autopro Inc.
5200 Telegraph Avenue
Oakland, California

APPROVED: _____
DATE: 04/02

FIGURE
3
REVISED DATE

51644007.DWG 1.0
20020808.1058



LEGEND

- MW-1 GROUNDWATER MONITORING WELLS INSTALLED BY QST
- MW-1 GROUNDWATER MONITORING WELLS INSTALLED FOR CHEVRON
- AP-1 SOIL BORING BY QST
- - - FENCE



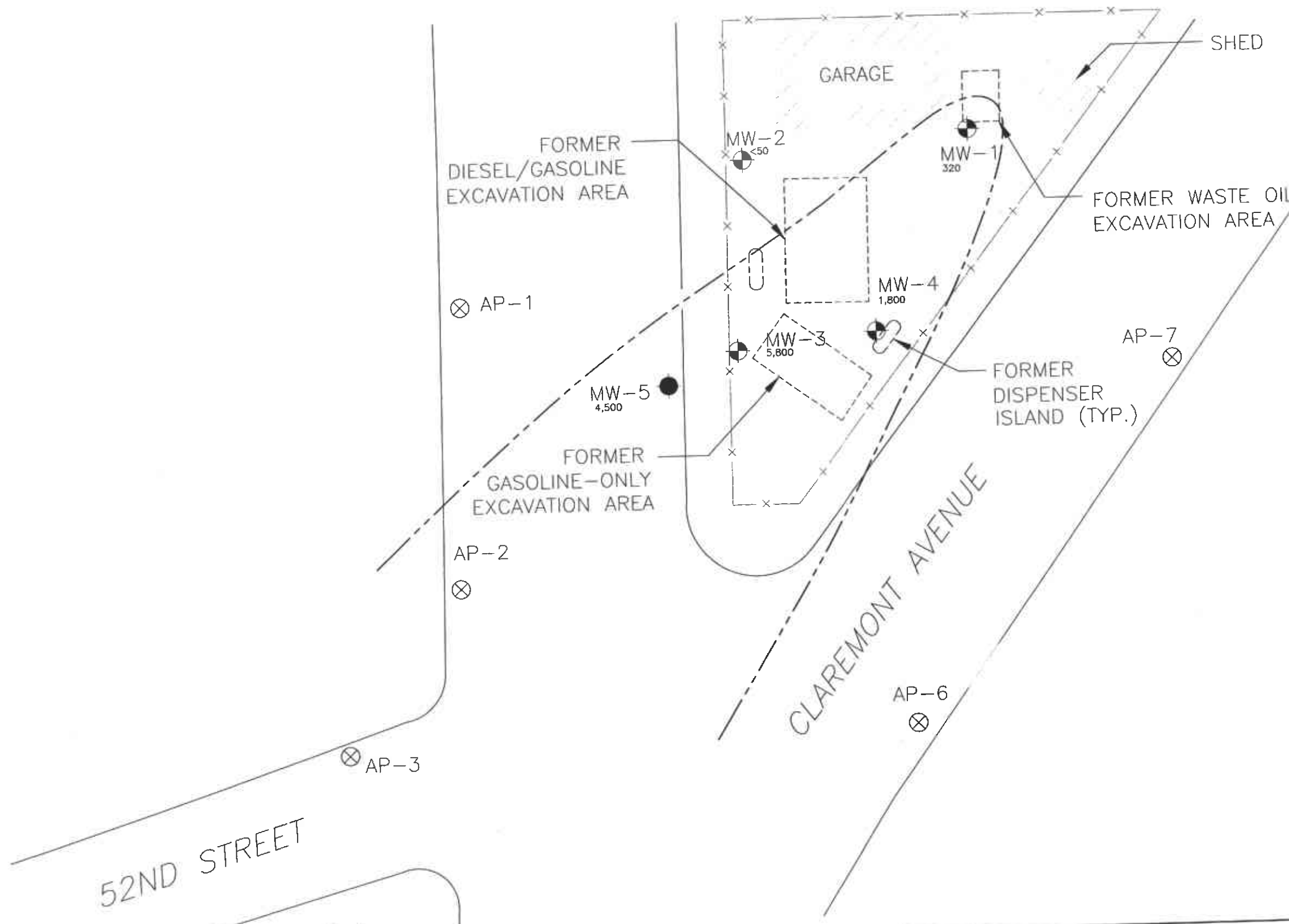
51644007.DWG 1.0
20020808.1058

CHEVRON SITE BASE MAP FROM CAMBRIA ENVIRONMENTAL TECHNOLOGY, INC.

Harding ESE
A MACTEC COMPANY

TPH-G
Autopro Inc.
5200 Telegraph Avenue
Oakland, California

DRAWN SS	JOB NUMBER 51644 030	APPROVED	DATE 04/02	REVISED DATE
-------------	-------------------------	----------	---------------	--------------



LEGEND

- MW-1 GROUNDWATER MONITORING WELLS INSTALLED BY QST
- MW-1 GROUNDWATER MONITORING WELLS INSTALLED FOR CHEVRON
- C-1 GROUNDWATER MONITORING WELLS INSTALLED FOR CHEVRON
- AP-1 SOIL BORING BY QST
- - - FENCE



CHEVRON SITE BASE MAP FROM CAMBRIA ENVIRONMENTAL TECHNOLOGY, INC.

Harding ESE
A MACTEC COMPANY

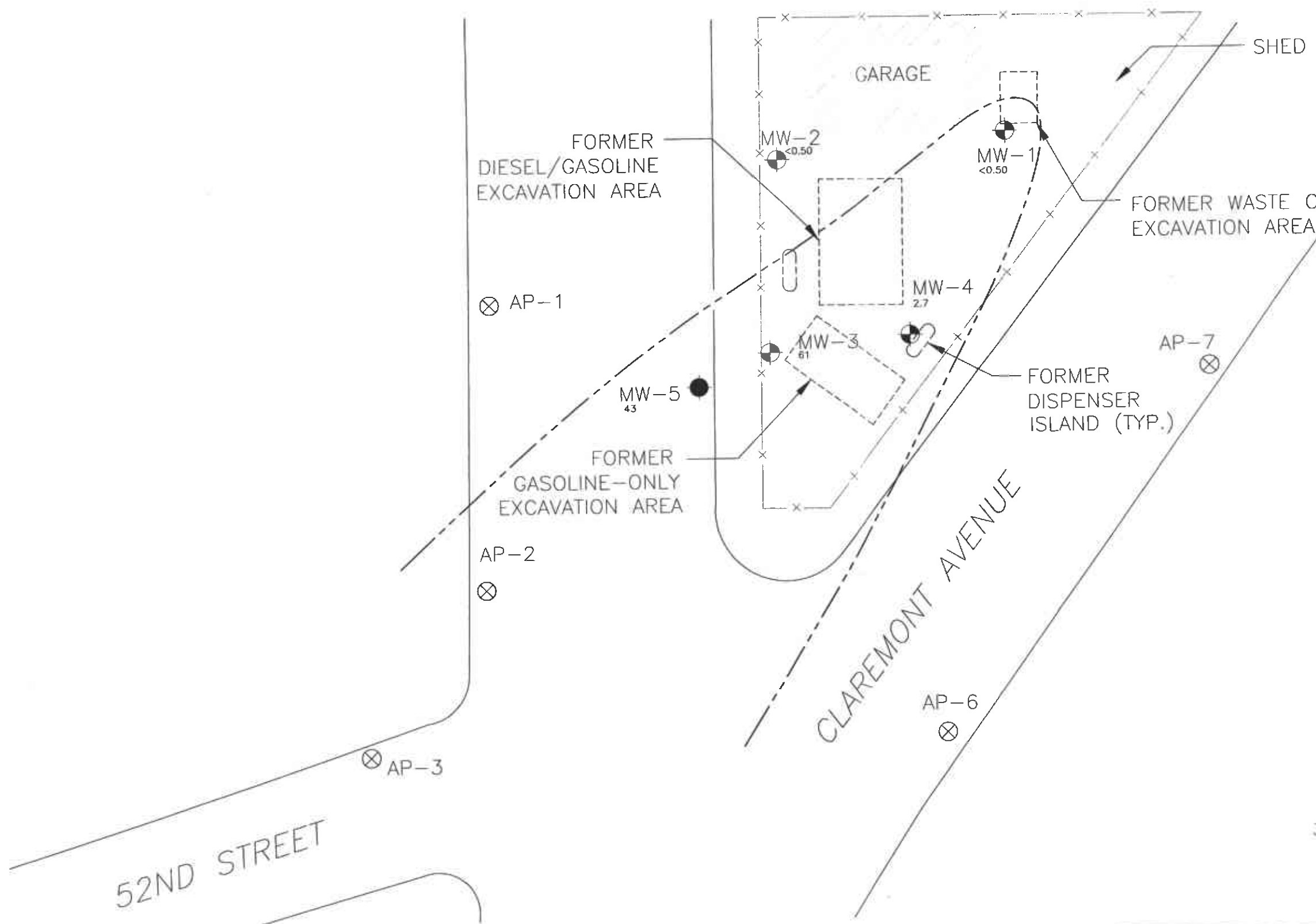
TPH-D
Autopro Inc.
5200 Telegraph Avenue
Oakland, California

DRAWN SS	JOB NUMBER 51644 030	APPROVED	DATE 04/02	REVISED DATE
-------------	-------------------------	----------	---------------	--------------






51644007.DWG 1.0
20020806.1058

FIGURE

5



LEGEND

- MW-1  GROUNDWATER MONITORING WELLS INSTALLED BY QST
- MW-1  GROUNDWATER MONITORING WELLS INSTALLED FOR CHEVRON
- C-1 
- AP-1  SOIL BORING BY QST
-  FENCE



51644007.DWG 1.0
20020806.1056

FIGURE

6

REVISED DATE

CHEVRON SITE BASE MAP FROM CAMBRIA ENVIRONMENTAL TECHNOLOGY, INC.



Harding ESE
A MACTEC COMPANY

Benzene
Autopro Inc.
5200 Telegraph Avenue
Oakland, California

DRAWN SS	JOB NUMBER 51644 030	APPROVED	DATE 04/02
-------------	-------------------------	----------	---------------

GROUNDWATER SAMPLE COLLECTION LOGS



Harding ESE

A MACTEC COMPANY

SAMPLE COLLECTION LOG

PROJECT NAME: Autopro SAMPLE LOCATION MW-1
PROJECT NO.: 51644.030 SAMPLER: JTH + CS
DATE: 09/06/02 PROJECT MANAGER Jason House

Table with columns: CASING DIAMETER, SAMPLE TYPE, WELL VOLUMES PER UNIT. Includes rows for 2", 4", and Other casing diameters and Ground Water, Surface Water, Treat. Influent, Treat. Effluent, and Other sample types.

DEPTH TO PRODUCT: 0 (ft.) PRODUCT THICKNESS: 0 (ft.) MINIMUM PURGE VOLUME
DEPTH TO WATER: 13.05 (ft.) WATER COLUMN: 11.77 (ft.) (3 OR 4 WCV): 5.76 (gal)
DEPTH OF WELL: 24.02 (ft.) WELL CASING VOL.: 1.92 (gal) ACTUAL VOLUME PURGED: 6 (gal)

Table with columns: TIME, VOLUME (gal), pH (Units), E.C. (Micromhos), Temperature (F), Turbidity (NTU), Other. Contains data for four samples collected at 10:30, 10:33, 10:36, and 10:40.

OVM READING NA

PURGE METHOD: Displacement Pump, Bailer (Teflon/PVC/SS), Other, Submersible Pump
SAMPLE METHOD: Bailer (Teflon/PVC/SS), Dedicated, Bailer (Disposable), Other

NUMBER OF CONTAINERS 4 TYPES OF CONTAINERS: (3) UOA's, (1) 1L Amber

Table with columns: SAMPLES COLLECTED, ID, TIME, DATE, LAB, ANALYSES. Includes rows for SAMPLE, DUPLICATE, SPLIT, and FIELD BLANK.

COMMENTS: pH is unreliable.

SAMPLER (sign): [Signature]

DATE: 09/06/02



Harding ESE
A MACTEC COMPANY

SAMPLE COLLECTION LOG

PROJECT NAME: Autopro SAMPLE LOCATION: MW-2
 PROJECT NO.: 51644.030 SAMPLER: JTH + CS
 DATE: 09/06/02 PROJECT MANAGER: Jason House

CASING DIAMETER	SAMPLE TYPE	WELL VOLUMES PER UNIT
2" <u>X</u>	Ground Water <u>X</u>	Well Casing
4" _____	Surface Water _____	I.D. (inches) Gal/Ft.
Other _____	Treat. Influent _____	2.0 0.1632
	Treat. Effluent _____	4.0 0.6528
	Other _____	6.0 1.4690

DEPTH TO PRODUCT: 0 (ft.) PRODUCT THICKNESS: 0 (ft.) MINIMUM PURGE VOLUME
 DEPTH TO WATER: 12.10 (ft.) WATER COLUMN: 12.35 (ft.) (3 OR 4 WCV): 6.03 (gal)
 DEPTH OF WELL: 24.47 (ft.) WELL CASING VOL.: 201 (gal) ACTUAL VOLUME PURGED: 6 (gal)

TIME	VOLUME (gal)	pH (Units)	E.C. (Micromhos)	Temperature (°F)	Turbidity (NTU)	Other:
1110	0	NA	276	74°	Clear	
1113	2		267	71.7	Slightly Cloudy	
1116	4		263	69.5	Cloudy	
1119	6	✓	259	68.3	Cloudy	

OVM READING NA

PURGE METHOD

SAMPLE METHOD

Displacement Pump Other _____
 Bailer (Teflon/PVC/SS) Submersible Pump Bailer (Teflon/PVC/SS) Dedicated
 Bailer (Disposable) Other _____

NUMBER OF CONTAINERS 4 TYPES OF CONTAINERS: (3) VOAs, (1) 1L Amber

SAMPLES COLLECTED	ID	TIME	DATE	LAB	ANALYSES
SAMPLE	090602-2	11:25	09/06/02	M-Campbell	BTEX, TPH-g,d,mo
DUPLICATE					
SPLIT					
FIELD BLANK					

COMMENTS: _____

SAMPLER (sign): [Signature]

DATE: 09/06/02



Harding ESE
A MACTEC COMPANY

SAMPLE COLLECTION LOG

PROJECT NAME: Autopro SAMPLE LOCATION: MW-3
 PROJECT NO.: 51644.030 SAMPLER: JTH + CS
 DATE: 09/06/02 PROJECT MANAGER: Jason House

CASING DIAMETER	SAMPLE TYPE	WELL VOLUMES PER UNIT	
2" <u>X</u>	Ground Water <u>X</u>	Well Casing	
4" _____	Surface Water _____	I.D. (inches)	Gal/Ft.
Other _____	Treat. Influent _____	2.0	0.1632
	Treat. Effluent _____	4.0	0.6528
	Other _____	6.0	1.4690

DEPTH TO PRODUCT: 0 (ft.) PRODUCT THICKNESS: 0 (ft.) MINIMUM PURGE VOLUME
 DEPTH TO WATER: 11.6 (ft.) WATER COLUMN: 2.25 (ft.) (3 OR 4 WCV): 1.08 (gal)
 DEPTH OF WELL: 13.85 (ft.) WELL CASING VOL.: .36 (gal) ACTUAL VOLUME PURGED: 2 (gal)

TIME	VOLUME (gal)	pH (Units)	E.C. (Micromhos)	Temperature (°F)	Turbidity (NTU)	Other:
11:39	0	NA	396	72.8	Cloudy	
11:41	1	↓	397	72.3	"	
11:43	2	↓	382	72.1	"	

OVM READING NA

PURGE METHOD

SAMPLE METHOD

Displacement Pump Other _____
 Bailer (Teflon/PVC/SS) Submersible Pump Bailer (Teflon/PVC/SS) Dedicated
 Bailer (Disposable) Other _____

NUMBER OF CONTAINERS 4 TYPES OF CONTAINERS: (3) 10Ls, (1) 1L Amber

SAMPLES COLLECTED	ID	TIME	DATE	LAB	ANALYSES
SAMPLE	090602-3	11:48	09/06/02	McC Campbell	BTEX, TPH-g, d, m
DUPLICATE					
SPLIT					
FIELD BLANK					

COMMENTS: _____

SAMPLER (sign): [Signature] DATE: 09/06/02



Harding ESE

A MACTEC COMPANY

SAMPLE COLLECTION LOG

PROJECT NAME: Autopro SAMPLE LOCATION MW-4
PROJECT NO.: 51644.030 SAMPLER: JTN+CS
DATE: 09/06/02 PROJECT MANAGER Jason House

Table with 3 columns: CASING DIAMETER, SAMPLE TYPE, WELL VOLUMES PER UNIT. Includes rows for 2", 4", and Other casing diameters and Ground Water, Surface Water, Treat. Influent, Treat. Effluent, and Other sample types.

DEPTH TO PRODUCT: 0 (ft.) PRODUCT THICKNESS: 0 (ft.) MINIMUM PURGE VOLUME
DEPTH TO WATER: 11.9 (ft.) WATER COLUMN: 3.72 (ft.) (3 OR 4 WCV): 1.82 (gal)
DEPTH OF WELL: 15.62 (ft.) WELL CASING VOL.: .60 (gal) ACTUAL VOLUME PURGED: 2 (gal)

Table with 7 columns: TIME, VOLUME (gal), pH (Units), E.C. (Micromhos), Temperature (F), Turbidity (NTU), Other. Contains data for times 1155 and 1158.

OVM READING NA

PURGE METHOD

SAMPLE METHOD

Displacement Pump Other
X Bailer (Teflon/PVC/SS) Submersible Pump X Bailer (Disposable) Dedicated Other

NUMBER OF CONTAINERS 4 TYPES OF CONTAINERS: (3) VOA's, (1) 1L Amber

Table with 6 columns: SAMPLES COLLECTED, ID, TIME, DATE, LAB, ANALYSES. Contains one sample entry with ID 090602-4 and time 12:15.

COMMENTS:

SAMPLER (sign): [Signature]

DATE: 09/06/02



SAMPLE COLLECTION LOG

PROJECT NAME: Autopro SAMPLE LOCATION: MW-5
 PROJECT NO.: 51644.030 SAMPLER: JTH + CS
 DATE: 09/06/02 PROJECT MANAGER: Jason House

CASING DIAMETER	SAMPLE TYPE	WELL VOLUMES PER UNIT
2" <u>X</u>	Ground Water <u>X</u>	Well Casing
4" _____	Surface Water _____	I.D. (inches) Gal/Ft.
Other _____	Treat. Influent _____	2.0 0.1632
	Treat. Effluent _____	4.0 0.6528
	Other _____	6.0 1.4690

DEPTH TO PRODUCT: 8 (ft.) PRODUCT THICKNESS: 8 (ft.) MINIMUM PURGE VOLUME
 DEPTH TO WATER: 11.1 (ft.) WATER COLUMN: 10.35 (ft.) (3 OR 4 WCV): 5.06 (gal)
 DEPTH OF WELL: 21.45 (ft.) WELL CASING VOL.: 1.68 (gal) ACTUAL VOLUME PURGED: 55 (gal)

TIME	VOLUME (gal)	pH (Units)	E.C. (Micromhos)	Temperature (°F)	Turbidity (NTU)	Other:
	0		336	76.9	Cloudy	
1230	2		319	73.6		
1233	4		313	71.5		
1234	5.5		318	71		

OVM READING NA

PURGE METHOD	SAMPLE METHOD
<input checked="" type="checkbox"/> Displacement Pump	<input type="checkbox"/> Bailer (Teflon/PVC/SS)
<input type="checkbox"/> Bailer (Teflon/PVC/SS)	<input checked="" type="checkbox"/> Bailer (Disposable)
<input type="checkbox"/> Other _____	<input type="checkbox"/> Dedicated
<input type="checkbox"/> Submersible Pump	<input type="checkbox"/> Other _____

NUMBER OF CONTAINERS 7 TYPES OF CONTAINERS: (6) VOAs (1) 1L Amber

SAMPLES COLLECTED	ID	TIME	DATE	LAB	ANALYSES
SAMPLE	090602-5	1235	09/06/02	McC Campbell	BTEX, TPH-g, d, mo
DUPLICATE					
SPLIT					
FIELD BLANK	090602-6		09/06/02	McC Campbell	BTEX, TPH-g, d, mo

COMMENTS: _____

SAMPLER (sign): [Signature] DATE: 09/06/02

LABORATORY REPORTS AND CHAIN-OF-CUSTODY DOCUMENTATION



McC Campbell Analytical Inc.

110 2nd Avenue South, #D7, Pacheco, CA 94553-5560
Telephone : 925-798-1620 Fax : 925-798-1622
<http://www.mcccampbell.com> E-mail: main@mcccampbell.com

Harding ESE 600 Grand Avenue, 3rd Floor Oakland, CA 94610	Client Project ID: #51644.030; Auto Pro	Date Sampled: 09/06/02
		Date Received: 09/06/02
	Client Contact: Jason House	Date Reported: 09/13/02
	Client P.O.:	Date Completed: 09/13/02

September 13, 2002

Dear Jason:

Enclosed are:

- 1). the results of 6 analyzed samples from your #51644.030; Auto Pro project,
- 2). a QC report for the above samples
- 3). a copy of the chain of custody, and
- 4). a bill for analytical services.

All analyses were completed satisfactorily and all QC samples were found to be within our control limits.






If you have any questions please contact me. McC Campbell Analytical Laboratories strives for excellence in quality, service and cost. Thank you for your business and I look forward to working with you again.

Yours truly,

Angela Rydelius, Lab Manager

CHAIN OF CUSTODY RECORD

0206480

Project Name: <u>Autopro</u>				Analyses To Be Performed				 Harding ESE A MACTEC COMPANY 600 Grand Avenue, Suite 300 Oakland, CA 94610 Phone: (510) 451-1001 Fax: (510) 451-3165					
Address: <u>5200 Telegraph Ave., Oakland, CA</u>				BTEX Benz/MTBE	TPH-g	TPH-d	TPH-mo				Matrix	# Of Containers	Remarks (container, size, etc.)
Project #: <u>51644.030</u>													
Sampled By: <u>Jason House</u>		Signature: 											
Lab Name: <u>M^cCampbell</u>		Telephone: <u>(925) 798-1620</u>											
Requested Turn Around Time: 10 Day ___ 5 Day ___ 3 Day ___ 2 Day ___ Other <u>Standard</u>													
Sample #	Date	Time	Location										
062802-1	06/28/02	14:10	MW-1	X	X	X	X	Water	4				
062802-2	↓	15:05	MW-2	X	X	X	X	↓	4				
062802-3	↓	15:30	MW-3	X	X	X	X		4				
062802-4	↓	16:00	MW-4	X	X	X	X		4				
062802-5	↓	17:00	MW-5	X	X	X	X		4				
062802-6	↓		Field Blank	X	X			↓	3				
													
Relinquished By: (signature)		Received By: (signature)		Date	Time				Total Number Of Containers: <u>23</u>				
1. 		1. 		6/28/02	10:25				Special Shipment Requirements: <u>On ice, in cooler.</u>				
2.		2.											
3.		3.											
Instructions To Laboratory (handling, analyses, storage, etc.):						Report Results To:							
						<u>Jason House</u>							
									Sample Receipt				
									Chain Of Custody Seals				
									Received Good Condition/Cold				
									Conforms To Record				



McC Campbell Analytical Inc.

110 2nd Avenue South, #D7, Pacheco, CA 94553-5560
Telephone : 925-798-1620 Fax : 925-798-1622
http://www.mcccampbell.com E-mail: main@mcccampbell.com

Harding ESE 600 Grand Avenue, 3rd Floor Oakland, CA 94610	Client Project ID: #51644.030; Auto Pro	Date Sampled: 09/06/02
		Date Received: 09/06/02
	Client Contact: Jason House	Date Extracted: 09/11/02-09/13/02
	Client P.O.:	Date Analyzed: 09/11/02-09/13/02

Gasoline Range (C6-C12) Volatile Hydrocarbons as Gasoline with BTEX and MTBE*

Extraction method: SW5030B

Analytical methods: SW8021B/8015Cm

Work Order: 0209087

Lab ID	Client ID	Matrix	TPH(g)	MTBE	Benzene	Toluene	Ethylbenzene	Xylenes	DF	% SS
001A	090602-1	W	330,b,m	ND	ND	1.3	ND	ND	1	114
002A	090602-2	W	ND	ND	ND	ND	ND	ND	1	99.9
003A	090602-3	W	9900,a,h,i	ND<25	61	10	20	46	5	---#
004A	090602-4	W	2500,a,h	ND<10	2.7	4.2	3.2	5.7	2	---#
005A	090602-5	W	7600,a,h	ND<50	43	ND<5.0	5.8	12	10	---#
006A	090602-6	W	ND	ND	ND	ND	ND	ND	1	99.7

Reporting Limit for DF=1; ND means not detected at or above the reporting limit	W	50	5.0	0.5	0.5	0.5	0.5	1	µg/L
	S	NA	NA	NA	NA	NA	NA	1	mg/Kg

*water and vapor samples are reported in ug/L, soil and sludge samples in mg/kg, wipe samples in ug/wipe, product/oil/non-aqueous liquid samples in mg/L, and TCLP extracts in ug/L.

cluttered chromatogram; sample peak coelutes with surrogate peak.

+The following descriptions of the TPH chromatogram are cursory in nature and McC Campbell Analytical is not responsible for their interpretation: a) unmodified or weakly modified gasoline is significant; b) heavier gasoline range compounds are significant(aged gasoline?); c) lighter gasoline range compounds (the most mobile fraction) are significant; d) gasoline range compounds having broad chromatographic peaks are significant; biologically altered gasoline?; e) TPH pattern that does not appear to be derived from gasoline (stoddard solvent); f) one to a few isolated non-target peaks present; g) strongly aged gasoline or diesel range compounds are significant; h) lighter than water immiscible sheen/product is present; i) liquid sample that contains greater than ~2 vol. % sediment; j) reporting limit raised due to high MTBE content; k) TPH pattern that does not appear to be derived from gasoline (aviation gas). m) no recognizable pattern.

DHS Certification No. 1644

Edward Hamilton, Lab Director



QC SUMMARY REPORT FOR SW8021B/8015Cm

Matrix: W

WorkOrder: 0209087

EPA Method: SW8021B/8015Cm		Extraction: SW5030B		BatchID: 3860		Spiked Sample ID: 0209087-006A				
Compound	Sample	Spiked	MS*	MSD*	MS-MSD*	LCS	LCSD	LCS-LCSD	Acceptance Criteria (%)	
	µg/L	µg/L	% Rec.	% Rec.	% RPD	% Rec.	% Rec.	% RPD	Low	High
TPH(gas)	ND	60	102	103	0.991	113	114	0.611	80	120
MTBE	ND	10	86.7	115	28.0	92.4	96	3.87	80	120
Benzene	ND	10	96.1	91.8	4.63	94.8	95.8	1.03	80	120
Toluene	ND	10	103	98.5	4.32	92.6	91.2	1.49	80	120
Ethylbenzene	ND	10	106	102	4.60	97.8	98.9	1.11	80	120
Xylenes	ND	30	110	103	6.25	93.3	93	0.358	80	120
%SS:	99.7	100	101	96.7	4.38	103	99.8	2.73	80	120

All target compounds in the Method Blank of this extraction batch were ND less than the method RL with the following exceptions:
 NONE

MS = Matrix Spike; MSD = Matrix Spike Duplicate; LCS = Laboratory Control Sample; LCSD = Laboratory Control Sample Duplicate; RPD = Relative Percent Deviation.

N/A = not enough sample to perform matrix spike and matrix spike duplicate.

NR = analyte concentration in sample exceeds spike amount for soil matrix or exceeds 2x spike amount for water matrix or sample diluted due to high matrix or analyte content.

$\% \text{ Recovery} = 100 * (\text{MS} - \text{Sample}) / (\text{Amount Spiked}); \text{RPD} = 100 * (\text{MS} - \text{MSD}) / (\text{MS} + \text{MSD}) * 2.$

* MS and / or MSD spike recoveries may not be near 100% or the RPDs near 0% if: a) the sample is inhomogenous AND contains significant concentrations of analyte relative to the amount spiked, or b) if that specific sample matrix interferes with spike recovery.



McC Campbell Analytical Inc.

110 2nd Avenue South, #D7, Pacheco, CA 94553-5560
 Telephone : 925-798-1620 Fax : 925-798-1622
 http://www.mccampbell.com E-mail: main@mccampbell.com

QC SUMMARY REPORT FOR SW8015C

Matrix: W

WorkOrder: 0209087

EPA Method: SW8015C		Extraction: SW3510C			BatchID: 3857		Spiked Sample ID: N/A			
Compound	Sample	Spiked	MS*	MSD*	MS-MSD*	LCS	LCSD	LCS-LCSD	Acceptance Criteria (%)	
	µg/L	µg/L	% Rec.	% Rec.	% RPD	% Rec.	% Rec.	% RPD	Low	High
TPH(d)	N/A	7500	N/A	N/A	N/A	104	107	2.30	70	130
%SS:	N/A	100	N/A	N/A	N/A	115	116	3.28	70	130

All target compounds in the Method Blank of this extraction batch were ND less than the method RL with the following exceptions:
 NONE

MS = Matrix Spike; MSD = Matrix Spike Duplicate; LCS = Laboratory Control Sample; LCSD = Laboratory Control Sample Duplicate; RPD = Relative Percent Deviation.

N/A = not enough sample to perform matrix spike and matrix spike duplicate.


NR = analyte concentration in sample exceeds spike amount for soil matrix or exceeds 2x spike amount for water matrix or sample diluted due to high matrix or analyte content.

% Recovery = $100 * (MS - Sample) / (Amount\ Spiked)$; RPD = $100 * (MS - MSD) / (MS + MSD) * 2$.

* MS and / or MSD spike recoveries may not be near 100% or the RPDs near 0% if: a) the sample is inhomogenous AND contains significant concentrations of analyte relative to the amount spiked, or b) if that specific sample matrix interferes with spike recovery.

CHAIN OF CUSTODY RECORD

0209087

Project Name: <u>Auto Pro</u>				Analyses To Be Performed				 Harding ESE A MACTEC COMPANY 600 Grand Avenue, Suite 300 Oakland, CA 94610 Phone: (510) 451-1001 Fax: (510) 451-3165			
Address: <u>5200 Telegraph Ave, Oakland, CA</u>				BTEX	TPH-9	TPH-98	TPH-100				
Project #: <u>51644.030</u>											
Sampled By: <u>Jason House</u>		Signature: <u>[Signature]</u>									
Lab Name: <u>McCambell</u>		Telephone: <u>(925) 798-1620</u>									
Requested Turn Around Time:											
10 Day ___ 5 Day ___ 3 Day ___ 2 Day ___ Other <u>Standard</u>											
Sample #	Date	Time	Location	BTEX	TPH-9	TPH-98	TPH-100	Matrix	# of Containers	Remarks (container, size, etc.)	
1 090602-1	09/06/02	1045	MW-1	X	X	X	X	Water	4		
1 090602-2		1125	MW-2	X	X	X	X		4		
2 090602-3		1148	MW-3	X	X	X	X		4		
1 090602-4		1215	MW-4	X	X	X	X		4		
1 090602-5		1235	MW-5	X	X	X	X		4		
1 090602-6		1250	FIELD BLANK	X	X				3		
Relinquished By: (signature)				Received By: (signature)				Date		Time	
1. <u>[Signature]</u>				1. <u>[Signature]</u>				9/6/02		13:25	
2.				2.							
3.				3.							
Instructions To Laboratory (handling, analyses, storage, etc.):								Report Results To:			
ICBM <input checked="" type="checkbox"/> PRESERVATION APPROPRIATE CONTAINERS <input checked="" type="checkbox"/> PRESERVED IN LAB GOOD CONDITION <input checked="" type="checkbox"/> HEAD SPACE ABSENT <input checked="" type="checkbox"/> DECHLORINATED IN LAB <input checked="" type="checkbox"/>								Jason House			
Sample Receipt											
Chain Of Custody Seals											
Received Good Condition/Cold											
Conforms To Record											

LMV

McC Campbell Analytical Inc.

110 Second Avenue South, #D7
 Pacheco, CA 94553-5560
 (925) 798-1620

CHAIN-OF-CUSTODY RECORD

WorkOrder: 0209087

Client:
 Harding ESE
 600 Grand Avenue, 3rd Floor
 Oakland, CA 94610

TEL: (510) 451-1001
 FAX: (510) 451-3165
 ProjectNo: #51644.030; Aut
 PO:

06-Sep-02

Sample ID	ClientSampID	Matrix	Collection Date	Bottle	Requested Tests					
					SW8015C	8021B/8015				
0209087-001	090602-1	Water	9/6/02 10:45:00 AM		B	A				
0209087-002	090602-2	Water	9/6/02 11:25:00 AM		B	A				
0209087-003	090602-3	Water	9/6/02 11:48:00 AM		B	A				
0209087-004	090602-4	Water	9/6/02 12:15:00 PM		B	A				
0209087-005	090602-5	Water	9/6/02 12:35:00 PM		B	A				
0209087-006	090602-6	Water	9/6/02 12:50:00 PM		B	A				

Comments:

	Date/Time		Date/Time
Relinquished by: _____		Received by: _____	
Relinquished by: _____		Received by: _____	
Relinquished by: _____		Received by: _____	

NOTE: Samples are discarded 60 days after results are reported unless other arrangements are made. Hazardous samples will be returned to client or disposed of at client expense.

Bottle Type: L-Liter V-Voa S-Soil Jar O-Orbo T-Tedlar B-Brass P-Plastic OT-Other