



RW 321

March 15, 2005

Alameda County
MAR 18 2005
Environmental Health

QUARTERLY GROUNDWATER MONITORING REPORT
JANUARY 2005 GROUNDWATER SAMPLING
ASE JOB NO. 3412

at
Yee Property
726 Harrison Street
Oakland, CA 94602

Prepared by:
AQUA SCIENCE ENGINEERS, INC.
208 W. El Pintado
Danville, CA 94526
(925) 820-9391

1.0 INTRODUCTION

Site Location (Site), See Figure 1

Yee Property
(Previously Former Chan's Shell Station)
726 Harrison Street
Oakland, CA 94602
(510) 444-6583

Responsible Party

Peter Yee
1000 San Antonio Avenue
Alameda, CA 94501

Environmental Consulting Firm

Aqua Science Engineers, Inc. (ASE)
208 W. El Pintado
Danville, CA 94526
Contact: Robert Kitay, Senior Geologist
(925) 820-9391

Agency Review

Alameda County Health
Care Services Agency (ACHCSA)
1131 Harbor Bay Pkwy
Suite 250
Alameda, CA 94502
Contact: Mr. Barney Chan
(510) 567-6700

California Regional Water
Quality Control Board (RWQCB)
San Francisco Bay Region
1515 Clay Street, Suite 1400
Oakland, CA 94612
Contact: Ms. Betty Graham
(510) 622-2433

The following is a report detailing the results of the January 2005 quarterly groundwater sampling at the Yee Property, previously referred to as the former Chan's Shell Station. This sampling was conducted as required by the ACHCSA and RWQCB. ASE has prepared this report on behalf of Peter Yee, the current responsible party, who purchased the property from Kin Chan. This report is intended to supplement the ASE report: "Report of Soil and Groundwater Assessment" dated January 8, 1999.

2.0 GROUNDWATER FLOW DIRECTION AND GRADIENT

On January 29, 2005, ASE measured the depth to groundwater in all five site monitoring wells and one site extraction well using an electric water level sounder. The surface of the groundwater was also checked for the presence of free-floating hydrocarbons or sheen. No free-floating hydrocarbons or sheen was observed in any site well. ASE generally coordinates this groundwater sampling with Cambria Environmental Technology, Inc., (Cambria), who is investigating the adjacent property, located at 706 Harrison Street, referred to in this report as the former ARCO station. However, it is our understanding from speaking with Cambria that groundwater sampling at this site has been halted at the request of their client and therefore the sampling was not coordinated with Cambria this quarter. Groundwater elevation data for both sites are presented in Tables One and Two. A groundwater potentiometric surface map illustrating groundwater elevation contours is presented as Figure 2. The groundwater flow direction below the site is generally to the southwest at a gradient of 0.034-feet/foot.

3.0 GROUNDWATER SAMPLE COLLECTION AND ANALYSIS

On January 29, 2005, ASE collected groundwater samples from monitoring wells MW-1, MW-3, MW-4 and MW-5. With ACHCSA approval, quarterly groundwater sampling of MW-2 and extraction well EW-1 has been suspended. Prior to sampling, each well was purged of three well casing volumes of groundwater using disposable polyethylene bailers. Petroleum hydrocarbon odors were noted during the purging and sampling of all sampled monitoring wells. The parameters pH, temperature, and conductivity were monitored during the well purging, and samples were not collected until these parameters stabilized. Groundwater samples were collected from each well using disposable polyethylene bailers and were decanted from the bottom of the bailers using low-flow emptying devices into 40-ml volatile organic analysis (VOA) vials, pre-preserved with hydrochloric acid. The samples were capped without headspace, labeled, and placed in coolers with wet ice for transport to Severn Trent Laboratories (STL) San Francisco of Pleasanton, California (ELAP #2496) under appropriate chain-of-custody documentation. Well sampling field logs are presented in Appendix A.

The well purge water was placed into a 55-gallon steel drum, labeled, and staged on-site for temporary storage until proper off-site disposal could be arranged.

The groundwater samples were analyzed by STL San Francisco for total petroleum hydrocarbons as gasoline (TPH-G), benzene, toluene, ethylbenzene and total xylenes (collectively known as BTEX) and methyl tertiary butyl ether (MTBE) by EPA Method 8260B. The analytical results for this and previous sampling periods are presented in Table Three. The certified analytical report and chain-of-custody documentation are included as Appendix B. Previous analytical data for the former ARCO station is summarized in Table Four.

4.0 CONCLUSIONS

There was a notable decrease in TPH-G and MTBE concentrations in groundwater samples collected from monitoring well MW-3 this quarter. There was also a decrease in MTBE concentrations in groundwater samples collected from monitoring well MW-1, and an increase in MTBE concentrations in groundwater samples collected from monitoring well MW-4. All of the other hydrocarbon concentrations detected were generally similar to previous results.

The TPH-G, BTEX and/or MTBE concentrations detected in the groundwater samples collected from all five wells sampled remain in excess of Environmental Screening Levels (ESLs) as presented in the "Screening For Environmental Concerns at Sites With Contaminated Soil and Groundwater" document prepared by the California Regional Water Quality Control Board, San Francisco Bay Region dated July 2003.

5.0 RECOMMENDATIONS

ASE recommends continued groundwater monitoring on a quarterly basis. The next groundwater sampling is scheduled for April 2005.

Additionally, ASE has received approval from the ACHCSA for a workplan to conduct in-situ chemical oxidation of hydrocarbons in the soil and groundwater below the site. The property has recently been purchased, and the remediation work will begin upon authorization by the new owner.

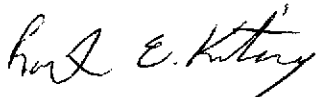
6.0 REPORT LIMITATIONS

The results presented in this report represent the conditions at the time of the groundwater sampling, at the specific locations where the groundwater samples were collected, and for the specific parameters analyzed by the laboratory. It does not fully characterize the site for contamination resulting from sources other than the former underground storage tanks and associated plumbing at the site, or for parameters not analyzed by the laboratory. All of the laboratory work cited in this report was prepared under the direction of an independent CAL-DHS certified laboratory. The independent laboratory is solely responsible for the contents and conclusions of the chemical analysis data.


Aqua Science Engineers appreciates the opportunity to provide environmental consulting services for this project, and trust that this report meets your needs. Please feel free to call us at (925) 820-9391 if you have any questions or comments.

Respectfully submitted,

AQUA SCIENCE ENGINEERS, INC.



Robert E. Kitay, R.G., R.E.A.
Senior Geologist

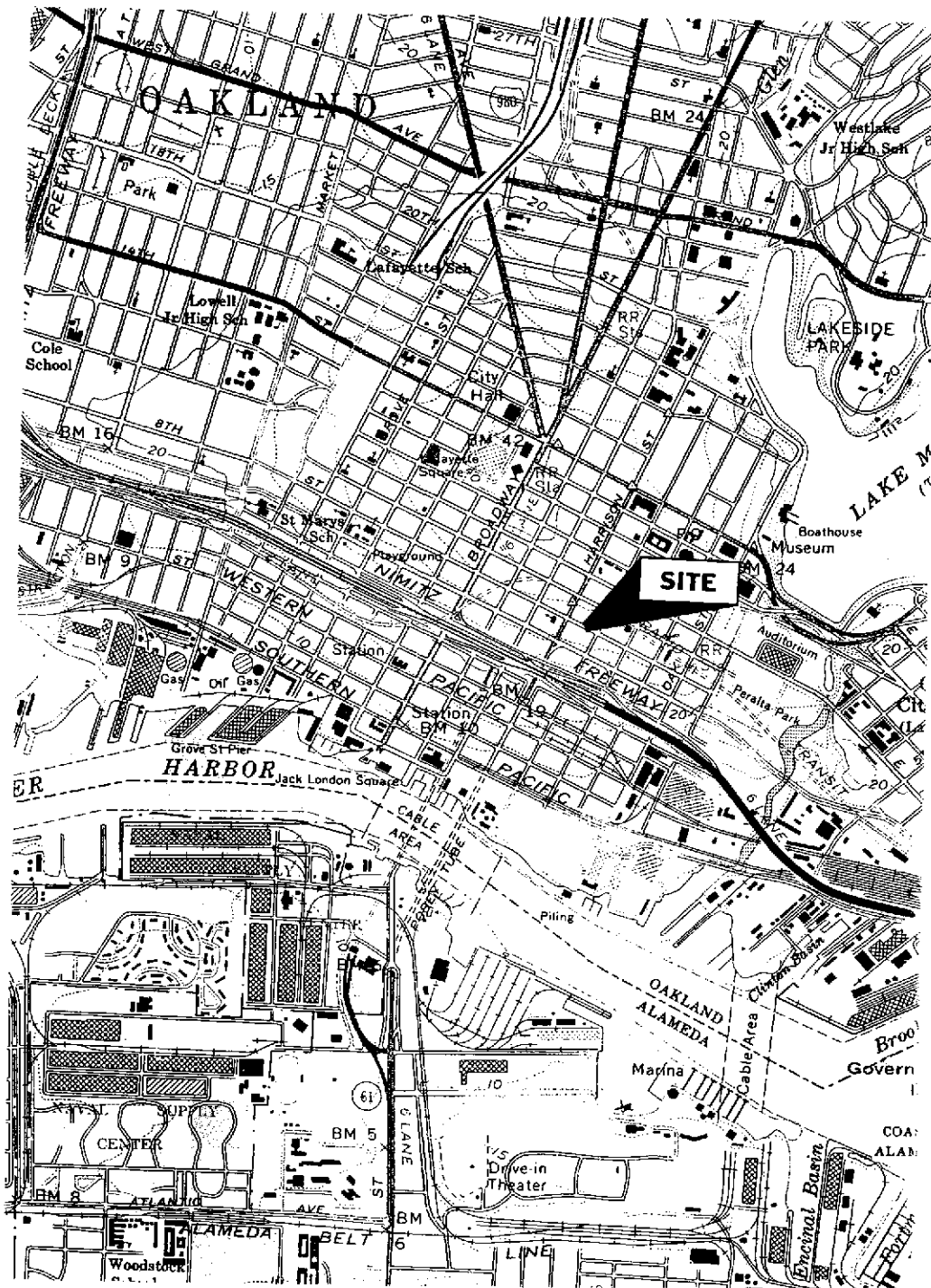


Attachments: Figures 1 and 2
Appendices A and B

cc: Mr. Barney Chan, Alameda County Health Care Services
Ms. Betty Graham, RWQCB, San Francisco Bay Region



NORTH



SITE LOCATION MAP

YEE PROPERTY
 726 HARRISON STREET
 OAKLAND, CALIFORNIA

AQUA SCIENCE ENGINEERS

Figure 1

8TH STREET



NORTH

SCALE
1" = 30'

Unocal
MW-7

Unocal
MW-8

HARRISON STREET

CHAN AUTO

MW-4
(14.68')

BH-A

FORMER
USTS &
OVEREXCAVATION
BOUNDARY

BH-B

BUILDING

14.0'

MW-1
BH-C (13.96')

EW-1
(13.98')

AS-1

MW-5
(13.83')

13.0'

MW-3
(12.47')

MW-2
(13.98')

FORMER
USTS/
OVEREXCAVATIONS

ARCO
MW-4

ARCO
MW-2

ARCO
MW-3

FORMER
ARCO
STATION

ARCO
MW-1

SIDEWALK

LEGEND

- Approx. Groundwater Flow Direction
- ASE Monitoring Well
(13.96') Groundwater elevation relative to MSL
- Groundwater elevation contour
- Anomalous data - Not used for countouring

ARCO
MW-6

7TH STREET

ARCO
MW-5

GROUNDWATER ELEVATION
CONTOUR MAP - 1/29/2005

YEE PROPERTY
726 HARRISON STREET
OAKLAND, CALIFORNIA

AQUA SCIENCE ENGINEERS

Figure 2

TABLE ONE
Groundwater Elevation Data
Yee Property
726 Harrison St., Oakland, CA

Well ID	Date of Measurement	Top of Casing Elevation (Relative to Mean Sea Level)	Depth to Water (feet)	Groundwater Elevation (project data)
MW-1	12/15/98	31.95*	17.32	14.63
	3/4/99		15.52	16.43
	6/17/99		16.9	15.05
	8/27/99		17.39	14.56
	12/9/99		18.03	13.92
	3/7/00		15.11	16.84
	6/7/00		16.66	15.29
	10/11/00		18.08	13.87
	1/18/01		17.96	13.99
	4/5/01		16.35	15.60
	7/17/01		16.94	15.01
	10/5/01	28.98	17.35	11.63
	1/18/02		15.40	13.58
	4/11/02		15.76	13.22
	7/8/02		16.17	12.81
	10/9/02		16.72	12.26
	1/29/03		16.26	12.72
	4/11/03		16.56	12.42
	7/18/03		16.42	12.56
	10/9/03		16.88	12.10
1/28/04		16.10	12.88	
4/7/04		15.43	13.55	
7/23/04		16.41	12.57	
10/12/04		17.73	11.25	
1/29/05			15.02	13.96
MW-2	12/15/98	32.40*	18.03	14.37
	3/4/99		16.11	16.29
	6/17/99		17.72	14.68
	8/27/99	Inaccessible		
	12/9/99	Inaccessible		
	3/7/00	Inaccessible		
	6/7/00		17.67	14.73
	10/11/00		18.91	13.49
	1/18/01		18.66	13.74
	4/5/01		16.97	15.43
	7/17/01		17.54	14.86
	10/5/01	29.44	17.98	11.46
	1/18/02		15.87	13.57
	4/11/02		16.36	13.08
	7/8/02		16.72	12.72
	10/9/02		17.33	12.11
	1/29/03		16.82	12.62
	4/11/03		17.15	12.29
	7/18/03		17.05	12.39
	10/9/03		17.52	11.92
1/28/04		16.70	12.74	
4/7/04		16.02	13.42	
7/23/04	Inaccessible			
10/12/04		17.31	12.13	
1/29/05		15.46	13.98	

TABLE ONE
Groundwater Elevation Data
Yee Property
726 Harrison St., Oakland, CA

Well ID	Date of Measurement	Top of Casing Elevation (Relative to Mean Sea Level)	Depth to Water (feet)	Groundwater Elevation (project data)
MW-3	12/15/98	31.61*	17.26	14.35
	3/4/99		15.47	16.14
	6/17/99		16.92	14.69
	8/27/99		17.40	14.21
	12/9/99		18.01	13.60
	3/7/00		16.15	15.46
	6/7/00		16.85	14.76
	10/11/00		18.07	13.54
	1/18/01		17.89	13.72
	4/5/01		16.21	15.40
	7/17/01	16.90	14.71	
	10/15/01	28.64	17.32	11.32
	1/18/02		15.35	13.29
	4/11/02		15.82	12.82
	7/8/02		16.15	12.49
	10/9/02		16.67	11.97
	1/29/03		16.19	12.45
	4/11/03		16.49	12.15
	7/18/03		16.42	12.22
	10/9/03		16.80	11.84
1/28/03	15.94		12.70	
4/7/04	15.28	13.36		
7/23/04	16.15	12.49		
10/12/04	16.63	12.01		
1/29/05	16.15	12.49		
MW-4	12/15/98	32.53*	17.59	14.94
	3/4/99		15.88	16.65
	6/17/99		17.14	15.39
	8/27/99		17.65	14.88
	12/9/99		18.28	14.25
	3/7/00		15.41	17.12
	6/7/00		17.09	15.44
	10/11/00		18.33	14.20
	1/18/01		18.23	14.30
	4/5/01		16.69	15.84
	7/17/01	17.32	15.21	
	10/15/01	29.58	17.71	11.87
	1/18/02		15.85	13.73
	4/11/02		16.14	13.44
	7/8/02		16.56	13.02
	10/9/02		17.09	12.49
	1/29/03		16.65	12.93
	4/11/03		16.93	12.65
	7/18/03		16.78	12.80
	10/9/03		17.26	12.32
1/28/04	16.38		13.20	
4/7/04	15.64	13.94		
7/23/04	16.58	13.00		
10/12/04	Inaccessible			
1/29/05		14.90	14.68	

TABLE ONE
Groundwater Elevation Data
Yee Property
726 Harrison St., Oakland, CA

Well ID	Date of Measurement	Top of Casing Elevation (Relative to Mean Sea Level)	Depth to Water (feet)	Groundwater Elevation (project data)
MW-5	8/29/01	29.06	17.42	11.64
	1/18/02		15.68	13.38
	4/11/02		16.17	12.89
	7/18/02		16.51	12.55
	10/9/02		17.10	11.96
	1/29/03		16.58	12.48
	4/11/03		16.87	12.19
	7/18/03		16.77	12.29
	10/9/03		17.21	11.85
	1/28/04		16.34	12.72
	4/17/04		15.38	13.68
	7/23/04		16.55	12.51
	10/12/04		17.02	12.04
	1/29/05		15.23	13.83
EW-1	1/18/02	28.89	15.35	13.54
	4/11/02		15.73	13.16
	7/18/02		16.13	12.76
	10/9/02		16.70	12.19
	1/29/03		16.20	12.69
	4/11/03		16.52	12.37
	7/18/03		16.38	12.51
	10/9/03		16.84	12.05
	1/28/04		15.94	12.95
	4/17/04		15.02	13.87
	7/23/04		16.01	12.88
	10/12/04		16.46	12.43
	1/29/05		14.91	13.98

* Top of casing elevation relative to arbitrary project datum

TABLE TWO
 Groundwater Elevation Data
 Former ARCO Station
 706 Harrison St., Oakland, CA

Well ID	Date of Measurement	Top of Casing Elevation* (Relative to Mean Sea Level)	Depth to Water (feet)	Groundwater Elevation (project data)
MW-1	7/18/03	29.15	14.50	14.65
	10/9/03	26.17	13.81	12.36
	1/28/04		13.09	13.08
	4/7/04		14.97	11.20
	7/23/04		14.15	12.02
	10/12/04		16.30	9.87
MW-2	7/18/03	30.51	16.84	13.67
	10/9/03	27.53	16.05	11.48
	1/28/04		15.39	12.14
	4/7/04		16.01	11.52
	7/23/04		15.30	12.23
	10/12/04		17.87	9.66
MW-3	7/18/03	29.77	14.80	14.97
	10/9/03	26.79	14.13	12.66
	1/28/04		13.47	13.32
	4/7/04		15.41	11.38
	7/23/04		14.54	12.25
	10/12/04		16.58	10.21
MW-4	7/18/03	31.18	17.08	14.10
	10/9/03	28.20	16.25	11.95
	1/28/04		15.65	12.55
	4/7/04		16.49	11.71
	7/23/04		15.86	12.34
	10/12/04		18.05	10.15
MW-5	7/18/03	28.04	14.28	13.76
	10/9/03	25.07	13.36	11.71
	1/28/04		12.68	12.39
	4/7/04		14.71	10.36
	7/23/04		13.49	11.58
	10/12/04		15.88	9.19
MW-6	7/18/03	29.10	15.47	13.63
	10/9/03	26.13	14.73	11.40
	1/28/04		14.05	12.08
	4/7/04		14.41	11.72
	7/23/04		15.15	10.98
	10/12/04		17.27	8.86
MW-7	7/18/03	29.67	15.19	14.48
	10/9/03	26.70	14.45	12.25
	1/28/04		13.88	12.82
	4/7/04		15.71	10.99
	7/23/04		14.85	11.85
	10/12/04		16.90	9.80

* Survey data updated on 10/27/2003

TABLE THREE
Summary of Analytical Results for GROUNDWATER Samples
Yee Property
726 Harrison St., Oakland, CA
All results are in parts per billion (ppb)

Well ID & Dates Sampled	TPH-G	Benzene	Toluene	Ethyl- benzene	Total Xylenes	MTBE
MW-1						
7/3/97	18,000	2,700	350	450	900	7,400
12/5/98	18,000	1,500	270	260	560	14,000
3/4/99	44,000	2,800	400	440	960	43,000
6/17/99	33,000	2,200	250	460	660	25,000
8/27/99	6,000	1,000	97	190	230	14,000/ 16,000*
12/19/99	15,000	1,500	160	220	420	17,000
3/7/00	9,300	1,500	210	66	530	12,000
6/7/00	26,000**	1,700	< 250	360	580	30,000
10/11/00	13,000**	1,600	< 100	140	160	19,000
1/18/01	14,000**	450	< 100	110	230	9,600
4/5/01	38,000	2,200	180	290	590	35,000
7/17/01	35,000**	1,800	< 100	300	170	35,000
10/5/01	17,000	1,500	210	420	790	27,000
1/18/02	18,000	1,500	120	160	220	22,000
4/11/02	41,000	2,700	210	340	380	30,000
7/8/02	36,000	2,800	140	360	300	31,000
10/9/02	30,000	1,700	310	< 100	< 100	19,000
1/29/03	26,000	2,400	< 100	310	520	20,000
4/11/03	22,000	1,700	< 100	270	580	16,000
7/18/03	40,000	3,200	290	480	830	39,000
10/9/03	54,000**	3,300	< 130	350	310	49,000
1/28/04	26,000***	3,000	310	420	800	31,000
4/7/04	33,000***	2,800	130	310	310	39,000
7/23/04	56,000***	4,500	< 250	390	< 500	53,000
10/12/04	25,000***	1,400	< 250	< 250	< 500	25,000
1/29/05	24,000	1,600	< 100	160	< 200	19,000
MW-2						
12/5/98	< 50	< 0.5	< 0.5	< 0.5	< 0.5	< 5
3/4/99		Inaccessible due to car parked over well				
6/17/99	< 50	< 0.5	< 0.5	< 0.5	< 0.5	< 5
8/27/99		Inaccessible due to car parked over well				
12/19/99		Inaccessible due to car parked over well				
3/7/00		Inaccessible due to car parked over well				
6/7/00	< 50	< 0.5	< 0.5	< 0.5	< 0.5	< 5.0
10/11/00	< 50	< 0.5	< 0.5	< 0.5	< 0.5	< 5.0
1/18/01	< 50	< 0.5	< 0.5	< 0.5	< 0.5	< 5.0
4/5/01	< 50	< 0.5	< 0.5	< 0.5	< 0.5	< 5.0
7/17/01		No longer sampled				
MW-3						
12/5/98	6,500***	< 50	50	60	50	3,900
3/4/99	2,800	< 25	< 25	< 25	< 25	1,600
6/17/99	1,000	< 10	< 10	< 10	< 10	1,400
8/27/99	230	< 0.5	0.51	0.5	1	1,500/ 1,600*
12/19/99	870**	< 0.5	< 0.5	< 0.5	< 0.5	2,100
3/7/00	150**	4	< 0.5	< 0.5	< 0.5	830
6/7/00	140**	< 0.5	< 0.5	< 0.5	< 0.5	1,100
10/11/00	620**	< 5.0	< 5.0	< 5.0	< 5.0	1,500
1/18/01	1,200**	< 5.0	< 5.0	< 5.0	< 5.0	1,000
4/5/01	1,700**	< 5.0	< 5.0	< 5.0	< 5.0	1,900
7/17/01	1,400**	< 10	< 10	< 10	< 10	1,700
10/5/01	< 1,000	< 10	< 10	< 10	< 10	1,700
1/18/02	1,600	26	20	16	54	2,100
4/11/02	2,600	21	16	< 10	21	2,300
7/8/02	2,800	< 10	< 10	< 10	< 10	3,800
10/9/02	6,000	< 50	< 50	< 50	< 50	4,900
1/29/03	1,800	< 10	< 10	< 10	< 10	2,300
4/11/03	2,900	< 25	< 25	< 25	< 25	3,100
7/18/03	3,400	< 10	< 10	< 10	< 10	3,200
10/9/03	2,300	< 10	< 10	< 10	< 10	2,700
1/28/03	1,700**	< 10	< 10	< 10	< 10	2,900
4/7/04	2,700**	< 10	< 10	< 10	< 20	3,600
7/23/04	4,200**	< 25	< 25	< 25	< 50	4,900
10/12/04	5,000**	< 50	< 50	< 50	< 100	5,900
1/29/05	< 1,000	< 10	< 10	< 10	< 20	3,100

TABLE THREE
 Summary of Analytical Results for GROUNDWATER Samples
 Yee Property
 726 Harrison St., Oakland, CA
 All results are in parts per billion (ppb)

Well ID & Dates Sampled	TFH-G	Benzene	Toluene	Ethyl-benzene	Total Xylenes	MTBE
MW-4						
12/5/98	880	3	<0.5	<0.5	<0.5	950
3/4/99	3,800	<25	<25	<25	<25	3,700
6/17/99	2,700	<25	<25	<25	<25	2,700
8/27/99	440	4.7	1.1	0.58	1.3	1,600/ 1,700*
12/9/99	1,100**	<2.5	<2.5	<2.5	<2.5	1,700
3/7/00	<250	<2.5	<2.5	<2.5	<2.5	1,700
6/7/00	530**	8.8	<2.5	<2.5	<2.5	440
10/11/00	700**	3.9	<2.5	<2.5	<2.5	680
1/18/01	2,000**	<2.5	<2.5	<2.5	<2.5	780
4/5/01	810**	<2.5	<2.5	<2.5	<2.5	620
7/17/01	880**	<2.5	<2.5	<2.5	<2.5	570
10/5/01	550**	<2.5	<2.5	<2.5	<2.5	710
1/18/02	960**	<5.0	<5.0	<5.0	<5.0	1,300
4/11/02	1,100**	<5.0	<5.0	<5.0	<5.0	550
7/8/02	1,200**	<5.0	<5.0	<5.0	<5.0	890
10/9/02	1,300**	<5.0	<5.0	<5.0	<5.0	880
1/29/03	530**	<1.0	<1.0	<1.0	<1.0	190
4/11/03	690**	<2.5	<2.5	<2.5	<2.5	310
7/18/03	1,600**	<10	<10	<10	<10	1,300
10/9/03	1500***	<10	<10	<10	<10	1,400
1/28/04	1,200**	<10	<10	<10	<10	1,900
4/7/04	1,900**	<10	<10	<10	<20	2,200
7/23/04	1,800**	<10	<10	<10	<20	1,600
10/12/04	Inaccessible due to car parked over well					
1/29/05	<1,300	<13	<13	<13	<25	3,900
MW-5						
8/29/01	14,000	1,300	470	230	800	14,000
1/18/02	24,000	3,200	1,300	390	1,500	5,700
4/11/02	23,000	2,700	980	38	950	4,300
7/8/02	19,000	3,300	25	360	1,100	2,100
10/9/02	24,000	2,800	990	360	820	2,400
1/29/03	17,000	2,100	1,400	380	1,400	<250
4/11/03	26,000	2,900	2,200	590	2,200	630
7/18/03	26,000	3,500	1,700	480	1,300	1,300
10/9/03	27,000	3,800	1,900	510	1,700	1,200
1/28/04	29,000	4,800	2,900	770	2,300	3,300
4/7/04	23,000	4,400	2,700	720	2,200	1,700
7/23/04	29,000	5,200	2,200	810	1,400	2,200
10/12/04	26,000	4,300	2,000	670	1,300	2,200
1/29/05	29,000	4,600	2,500	750	1,400	2,200
EW-1						
1/18/02	11,000	1,000	<100	220	350	6,700
4/11/02	17,000	1,000	<100	120	140	9,700
7/8/02	21,000	1,300	<100	<100	200	12,000
10/9/02	12,000	900	<25	<25	200	9,200
1/29/03	12,000	860	73	130	500	4,500
4/11/03	8,700	890	<25	<25	82	5,400
7/18/03	8,200	650	77	99	140	4,300
10/9/03	5,700**	500	28	53	35	3,600
1/28/04	17,000***	1,600	90	250	280	9,700
4/7/04	No longer sampled					
ESL	400	46	130	290	13	1,800

Notes:

- * EPA Method 8020/EPA Method 8260 (MTBE confirmation)
- ** Hydrocarbon reported in the gasoline range does not match the laboratory gasoline standard
- *** Sample contains a discrete peak in addition to gasoline
- ESL = Environmental screening levels presented in the "Screening For Environmental Concerns at Sites With Contaminated Soil and Groundwater (July 2003)" document prepared by the California Regional Water Quality Control Board, San Francisco Bay Region.

Most current data is in **Bold**

Non-detectable concentrations noted by the less than sign (<) followed by the laboratory method reporting limit.

TABLE FOUR
 Summary of Analytical Results for GROUNDWATER Samples
 Former ARCO Station
 706 Harrison St., Oakland, CA
 All results are in parts per billion (ppb)

Well ID & Dates Sampled	TPH-G	Benzene	Toluene	Ethyl- benzene	Total Xylenes	MTBE
MW-1						
7/18/03	< 50	< 0.5	< 0.5	< 0.5	< 0.5	< 5.0
10/9/03	< 50	< 0.5	< 0.5	< 0.5	< 0.5	< 5.0
1/28/04	< 50	< 0.5	< 0.5	< 0.5	< 0.5	< 5.0
4/7/04	180	60	0.56	1.9	< 0.5	< 5.0
7/23/04	130	36	< 0.5	0.65	< 0.5	< 5.0
10/12/04	< 50	2.5	1.5	< 0.5	0.86	< 5.0
MW-2						
7/18/03	57,000	2,100	8,700	2,200	10,000	< 50*
10/9/03	49,000	1,800	7,000	1,700	7,600	< 1,500/26
1/28/04	550	21	33	3	61	< 100
4/7/04	41,000	2,500	11,000	1,900	8,000	< 2,000
7/23/04	81,000	2,000	12,000	2,500	12,000	< 2,000
10/12/04	75,000	2,600	13,000	2,300	11,000	< 1,300
MW-3						
7/18/03	< 50	< 0.5	< 0.5	< 0.5	< 0.5	< 5.0
1/28/04	< 50	< 0.5	< 0.5	< 0.5	< 0.5	< 5.0
7/23/04	< 50	< 0.5	< 0.5	< 0.5	< 0.5	< 5.0
MW-4						
7/18/03	< 50	< 0.5	< 0.5	< 0.5	< 0.5	0.74*
10/9/03	210	5	0.57	1.6	1.1	< 10/10
1/28/04	< 50	< 0.5	< 0.5	< 0.5	< 0.5	< 5.0
4/12/04	770	56	3.2	7.0	6.5	120/160
7/23/04	1100	130	11	17.0	17	790/800
10/12/04	150	0.86	< 0.5	< 0.5	0.97	< 10
MW-5						
7/18/03	< 50	< 0.5	< 0.5	< 0.5	< 0.5	< 5.0
1/28/04	< 50	< 0.5	< 0.5	< 0.5	< 0.5	< 5.0
7/23/04	< 50	< 0.5	< 0.5	< 0.5	< 0.5	< 5.0
MW-6						
7/18/03	< 50	< 0.5	< 0.5	< 0.5	< 0.5	< 5.0
1/28/04	< 50	< 0.5	< 0.5	< 0.5	< 0.5	< 5.0
7/23/04	3,300	1,300	< 5.0	52	9.7	< 50
MW-7						
7/18/03	< 50	< 0.5	< 0.5	< 0.5	< 0.5	< 5.0
1/28/04	< 50	< 0.5	< 0.5	< 0.5	< 0.5	< 5.0
7/23/04	< 50	< 0.5	< 0.5	< 0.5	< 0.5	130/120
ESL	400	46	130	290	13	1,800

Notes:

* Indicates EPA Method 8260

Concentrations separated by a "/" indicate results by both EPA Methods 8020/8260

ESL = Environmental screening levels presented in the "Screening For Environmental Concerns at Sites With Contaminated Soil and Groundwater (July 2003)" document prepared by the California Regional Water Quality Control Board, San Francisco Bay Region.

Most current data is in **Bold**

Non-detectable concentrations noted by the less than sign (<) followed by the laboratory method reporting limit.

APPENDIX A

Well Sampling Field Logs

WELL SAMPLING FIELD LOG

Project Name and Address: YEE
 Job #: 3412
 Well Name: MW-1 Date of sampling: 1-29-2005
 Total depth of well (feet): 272 Sampled by: DH
 Depth to water before sampling (feet): 15.02 Well diameter (inches): 2
 Thickness of floating product if any: _____
 Depth of well casing in water (feet): 12.18
 Number of gallons per well casing volume (gallons): 1.95
 Number of well casing volumes to be removed: 3
 Req'd volume of groundwater to be purged before sampling (gallons): 5.58
 Equipment used to purge the well: BAUER
 Time Evacuation Began: 0745 Time Evacuation Finished: 0815
 Approximate volume of groundwater purged: 586
 Did the well go dry?: NO After how many gallons: _____
 Time samples were collected: 0820
 Depth to water at time of sampling: 15.05
 Percent recovery at time of sampling: _____
 Samples collected with: BAUER
 Sample color: ✓ Odor: STRONG H₂
 Description of sediment in sample: _____

CHEMICAL DATA

Volume Purged	Temp	pH	Conductivity
0	65.2	6.67	386
2	65.0	6.70	631
4	64.8	6.71	650
6	64.6	6.73	655

SAMPLES COLLECTED

Sample	# of containers	Volume & type container	Pres	Iced?	Analysis
MW-1	3	40 ml vac	1/100	✓	
_____	_____	_____	_____	_____	_____
_____	_____	_____	_____	_____	_____
_____	_____	_____	_____	_____	_____



WELL SAMPLING FIELD LOG

Project Name and Address: YEE
 Job #: 3412 Date of sampling: 1-29-2005
 Well Name: MU-2 Sampled by: PH
 Total depth of well (feet): - Well diameter (inches): 2
 Depth to water before sampling (feet): 15.46
 Thickness of floating product if any: _____
 Depth of well casing in water (feet): _____
 Number of gallons per well casing volume (gallons): _____
 Number of well casing volumes to be removed: _____
 Required volume of groundwater to be purged before sampling (gallons): _____
 Equipment used to purge the well: _____
 Time Evacuation Began: _____ Time Evacuation Finished: _____
 Approximate volume of groundwater purged: _____
 Did the well go dry: _____ After how many gallons: _____
 Time samples were collected: _____
 Depth to water at time of sampling: _____
 Percent recovery at time of sampling: _____
 Samples collected with: _____
 Sample color: _____
 Description of sediment in sample: _____

NOT SAMPLED THIS QUARTER

CHEMICAL DATA

Volume Purged	Temp	pH	Conductivity
_____	_____	_____	_____
_____	_____	_____	_____
_____	_____	_____	_____
_____	_____	_____	_____
_____	_____	_____	_____

SAMPLES COLLECTED

Sample	# of containers	Volume & type container	Pres	Iced?	Analysis
_____	_____	_____	_____	_____	_____
_____	_____	_____	_____	_____	_____
_____	_____	_____	_____	_____	_____
_____	_____	_____	_____	_____	_____
_____	_____	_____	_____	_____	_____



WELL SAMPLING FIELD LOG

Project Name and Address: YEE
 Job #: 3412 Date of sampling: 1-29-2005
 Well Name: MW-3 Sampled by: DH
 Total depth of well (feet): 29.2 Well diameter (inches): 2
 Depth to water before sampling (feet): 16.15
 Thickness of floating product if any: 13.05
 Depth of well casing in water (feet): 13.05
 Number of gallons per well casing volume (gallons): 2.9
 Number of well casing volumes to be removed: 3
 Req'd volume of groundwater to be purged before sampling (gallons): 6.3
 Equipment used to purge the well: BATLER
 Time Evacuation Began: 0915 Time Evacuation Finished: 0945
 Approximate volume of groundwater purged: 6.3
 Did the well go dry?: NO After how many gallons: —
 Time samples were collected: 0950
 Depth to water at time of sampling: 16.17
 Percent recovery at time of sampling: —
 Samples collected with: BATLER
 Sample color: — Odor: SLIGHT HC
 Description of sediment in sample: —

CHEMICAL DATA

Volume Purged	Temp	pH	Conductivity
0	65.5	6.64	586
2.1	65.7	6.65	512
4.2	65.8	6.65	491
6.3	65.8	6.69	486

SAMPLES COLLECTED

Sample	# of containers	Volume & type container	Pres	Iced?	Analysis
MW-3	3	40 mL VOA	HCL	✓	

ASE aqua science
engineers inc.

WELL SAMPLING FIELD LOG

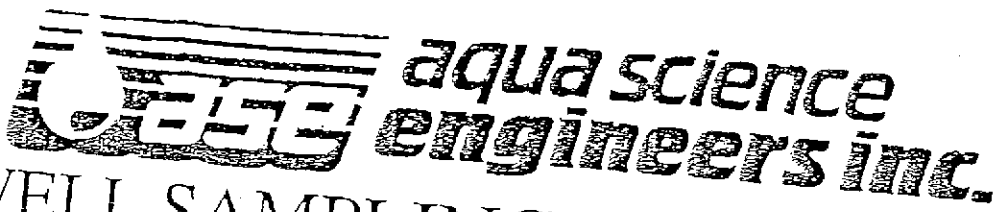
Project Name and Address: _____
 Job #: 3412
 Well Name: MW-4
 Total depth of well (feet): 29.7
 Date of sampling: 1-29-2005
 Sampled by: DM
 Well diameter (inches): 2
 Depth to water before sampling (feet): _____
 Thickness of floating product if any: _____
 Depth of well casing in water (feet): _____
 Number of gallons per well casing volume (gallons): 14.80
 Number of well casing volumes to be removed: 3
 Req'd volume of groundwater to be purged before sampling (gallons): 7.1
 Equipment used to purge the well: BAILER
 Time Evacuation Began: 0830
 Time Evacuation Finished: 0900
 Approximate volume of groundwater purged: 7.1
 Did the well go dry?: NO
 After how many gallons: _____
 Time samples were collected: 0905
 Depth to water at time of sampling: 14.95
 Percent recovery at time of sampling: _____
 Samples collected with: _____
 Sample color: _____
 Description of sediment in sample: _____
 Odor: SLUG-LIT #C

CHEMICAL DATA

Volume Purged	Temp	pH	Conductivity
<u>0</u>	<u>64.9</u>	<u>6.82</u>	<u>398</u>
<u>2.4</u>	<u>64.8</u>	<u>6.71</u>	<u>482</u>
<u>4.8</u>	<u>64.5</u>	<u>6.68</u>	<u>520</u>
<u>7.1</u>	<u>64.3</u>	<u>6.63</u>	<u>538</u>

SAMPLES COLLECTED

Sample	# of containers	Volume & type container	Pres	iced?	Analysis
<u>MW-4</u>	<u>3</u>	<u>40 ml VOA</u>	<u>HCC</u>	<u>Y</u>	_____
_____	_____	_____	_____	_____	_____
_____	_____	_____	_____	_____	_____
_____	_____	_____	_____	_____	_____



WELL SAMPLING FIELD LOG

Project Name and Address: YEE
 Job #: 3412
 Well Name: MW-5 Date of sampling: 1-29-03
 Total depth of well (feet): 28.5 Sampled by: DH
 Depth to water before sampling (feet): 15-23 Well diameter (inches): 2
 Thickness of floating product if any: 13.27
 Depth of well casing in water (feet): 2.2
 Number of gallons per well casing volume (gallons): 3
 Number of well casing volumes to be removed: 6.4
 Req'd volume of groundwater to be purged before sampling (gallons): 6.4
 Equipment used to purge the well: BAILEY
 Time Evacuation Began: 0700 Time Evacuation Finished: 0730
 Approximate volume of groundwater purged: 6.4
 Did the well go dry?: NO After how many gallons: —
 Time samples were collected: 0735
 Depth to water at time of sampling: 15.23
 Percent recovery at time of sampling: —
 Samples collected with: BAILEY
 Sample color: — Odor: STRONG HC
 Description of sediment in sample: —

CHEMICAL DATA

Volume Purged	Temp	pH	Conductivity
<u>2.2</u>	<u>6.9</u>	<u>6.72</u>	<u>1024</u>
<u>4.4</u>	<u>6.38</u>	<u>6.65</u>	<u>1012</u>
<u>6.4</u>	<u>6.41</u>	<u>6.60</u>	<u>1010</u>
		<u>6.59</u>	<u>1006</u>

SAMPLES COLLECTED

Sample	# of containers	Volume & type container	Pres	iced?	Analysis
<u>MW-5</u>	<u>3</u>	<u>40 mL VOA</u>	<u>HC</u>	<u>✓</u>	



WELL SAMPLING FIELD LOG

Project Name and Address: YEE
Job #: 3412 Date of sampling: 1-29-2007
Well Name: EW-1 Sampled by: DH
Total depth of well (feet): _____ Well diameter (inches): 2
Depth to water before sampling (feet): 14.91
Thickness of floating product if any: _____
Depth of well casing in water (feet): _____
Number of gallons per well casing volume (gallons): _____
Number of well casing volumes to be removed: _____
Required volume of groundwater to be purged before sampling (gallons): _____
Equipment used to purge the well: _____
Time Evacuation Began: _____ Time Evacuation Finished: _____
Approximate volume of groundwater purged: _____
Did the well go dry: _____ After how many gallons: _____
Time samples were collected: _____
Depth to water at time of sampling: _____
Percent recovery at time of sampling: _____
Samples collected with: _____
Sample color: _____
Description of sediment in sample: _____

NOT SAMPLED THIS QUARTER

CHEMICAL DATA

Volume Purged	Temp	pH	Conductivity
_____	_____	_____	_____
_____	_____	_____	_____
_____	_____	_____	_____
_____	_____	_____	_____
_____	_____	_____	_____

SAMPLES COLLECTED

Sample	# of containers	Volume & type container	Pres	Iced?	Analysis
_____	_____	_____	_____	_____	_____
_____	_____	_____	_____	_____	_____
_____	_____	_____	_____	_____	_____
_____	_____	_____	_____	_____	_____
_____	_____	_____	_____	_____	_____

APPENDIX B

Certified Analytical Report
and
Chain of Custody Documentation

Aqua Science Engineers, Inc.

February 08, 2005

208 West El Pintado

Danville, CA 94526

Attn.: Damian Hriciga

Project#: 3412

Project: Yee

Dear Mr. Hriciga,

Attached is our report for your samples received on 01/31/2005 12:35


This report has been reviewed and approved for release. Reproduction of this report is permitted only in its entirety.

Please note that any unused portion of the samples will be discarded after 03/17/2005 unless you have requested otherwise.

We appreciate the opportunity to be of service to you. If you have any questions, please call me at (925) 484-1919.

You can also contact me via email. My email address is: ssidhu@stl-inc.com

Sincerely,



Surinder Sidhu
Project Manager

Severn Trent Laboratories, Inc.

STL San Francisco * 1220 Quarry Lane, Pleasanton, CA 94566

Tel 925 484 1919 Fax 925 484 1096 * www.stl-inc.com * CA DHS ELAP# 2496

Fuel Oxygenates by 8260B

Aqua Science Engineers, Inc.

Attn.: Damian Hriciga

208 West El Pintado

Danville, CA 94526

Phone: (925) 820-9391 Fax: (925) 837-4853

Project: 3412

Yee

Received: 01/31/2005 12:35

Samples Reported

Sample Name	Date Sampled	Matrix	Lab #
MW-1	01/29/2005 08:20	Water	1
MW-3	01/29/2005 09:50	Water	2
MW-4	01/29/2005 09:05	Water	3
MW-5	01/29/2005 07:35	Water	4

Severn Trent Laboratories, Inc.

STL San Francisco * 1220 Quarry Lane, Pleasanton, CA 94566

Tel 925 484 1919 Fax 925 484 1096 * www.stl-inc.com * CA DHS ELAP# 2496

02/07/2005 16:14

Page 1 of 15

Fuel Oxygenates by 8260B

Aqua Science Engineers, Inc.

Attn.: Damian Hriciga

208 West El Pintado

Danville, CA 94526

Phone: (925) 820-9391 Fax: (925) 837-4853

Project: 3412

Yee

Received: 01/31/2005 12:35

Prep(s): 5030B Test(s): 8260B
 Sample ID: MW-1 Lab ID: 2005-01-0825 - 1
 Sampled: 01/29/2005 08:20 Extracted: 2/4/2005 16:25
 Matrix: Water QC Batch#: 2005/02/04-01.62
 Analysis Flag: L2 (See Legend and Note Section)

Compound	Conc.	RL	Unit	Dilution	Analyzed	Flag
Gasoline	24000	10000	ug/L	200.00	02/04/2005 16:25	
Methyl tert-butyl ether (MTBE)	19000	100	ug/L	200.00	02/04/2005 16:25	
Benzene	1600	100	ug/L	200.00	02/04/2005 16:25	
Toluene	ND	100	ug/L	200.00	02/04/2005 16:25	
Ethylbenzene	160	100	ug/L	200.00	02/04/2005 16:25	
Total xylenes	ND	200	ug/L	200.00	02/04/2005 16:25	
Surrogate(s)						
1,2-Dichloroethane-d4	104.0	73-130	%	200.00	02/04/2005 16:25	
Toluene-d8	94.6	81-114	%	200.00	02/04/2005 16:25	

Severn Trent Laboratories, Inc.

STL San Francisco * 1220 Quarry Lane, Pleasanton, CA 94566

Tel 925 484 1919 Fax 925 484 1096 * www.stl-inc.com * CA DHS ELAP# 2496

02/07/2005 16:14

Fuel Oxygenates by 8260B

Aqua Science Engineers, Inc.

Attn.: Damian Hriciga

208 West El Pintado

Danville, CA 94526

Phone: (925) 820-9391 Fax: (925) 837-4853

Project: 3412

Yee

Received: 01/31/2005 12:35

Prep(s): 5030B	Test(s): 8260B
Sample ID: MW-3	Lab ID: 2005-01-0825 - 2
Sampled: 01/29/2005 09:50	Extracted: 2/3/2005 09:52
Matrix: Water	QC Batch#: 2005/02/03-01.62
Analysis Flag: L2 (See Legend and Note Section)	

Compound	Conc.	RL	Unit	Dilution	Analyzed	Flag
Gasoline	ND	1000	ug/L	20.00	02/03/2005 09:52	Q6
Methyl tert-butyl ether (MTBE)	3100	10	ug/L	20.00	02/03/2005 09:52	
Benzene	ND	10	ug/L	20.00	02/03/2005 09:52	
Toluene	ND	10	ug/L	20.00	02/03/2005 09:52	
Ethylbenzene	ND	10	ug/L	20.00	02/03/2005 09:52	
Total xylenes	ND	20	ug/L	20.00	02/03/2005 09:52	
Surrogate(s)						
1,2-Dichloroethane-d4	112.4	73-130	%	20.00	02/03/2005 09:52	
Toluene-d8	95.4	81-114	%	20.00	02/03/2005 09:52	

Fuel Oxygenates by 8260B

Aqua Science Engineers, Inc.

Attn.: Damian Hriciga

208 West El Pintado

Danville, CA 94526

Phone: (925) 820-9391 Fax: (925) 837-4853

Project: 3412

Yee

Received: 01/31/2005 12:35

Prep(s): 5030B Test(s): 8260B
 Sample ID: MW-4 Lab ID: 2005-01-0825 - 3
 Sampled: 01/29/2005 09:05 Extracted: 2/3/2005 10:18
 Matrix: Water QC Batch#: 2005/02/03-01.62
 Analysis Flag: L2 (See Legend and Note Section)

Compound	Conc.	RL	Unit	Dilution	Analyzed	Flag
Gasoline	ND	1300	ug/L	25.00	02/03/2005 10:18	Q6
Methyl tert-butyl ether (MTBE)	3900	13	ug/L	25.00	02/03/2005 10:18	
Benzene	ND	13	ug/L	25.00	02/03/2005 10:18	
Toluene	ND	13	ug/L	25.00	02/03/2005 10:18	
Ethylbenzene	ND	13	ug/L	25.00	02/03/2005 10:18	
Total xylenes	ND	25	ug/L	25.00	02/03/2005 10:18	
Surrogate(s)						
1,2-Dichloroethane-d4	107.5	73-130	%	25.00	02/03/2005 10:18	
Toluene-d8	96.2	81-114	%	25.00	02/03/2005 10:18	

Severn Trent Laboratories, Inc.

STL San Francisco * 1220 Quarry Lane, Pleasanton, CA 94566

Tel 925 484 1919 Fax 925 484 1096 * www.stl-inc.com * CA DHS ELAP# 2496

02/07/2005 16:14

Fuel Oxygenates by 8260B

Aqua Science Engineers, Inc.

Attn.: Damian Hriciga

208 West El Pintado

Danville, CA 94526

Phone: (925) 820-9391 Fax: (925) 837-4853

Project: 3412

Yee

Received: 01/31/2005 12:35

Prep(s): 5030B Test(s): 8260B
 Sample ID: MW-5 Lab ID: 2005-01-0825 - 4
 Sampled: 01/29/2005 07:35 Extracted: 2/1/2005 22:31
 Matrix: Water QC Batch#: 2005/02/01-02.68
 Analysis Flag: L2 (See Legend and Note Section)

Compound	Conc.	RL	Unit	Dilution	Analyzed	Flag
Gasoline	29000	2500	ug/L	50.00	02/01/2005 22:31	
Methyl tert-butyl ether (MTBE)	2200	25	ug/L	50.00	02/01/2005 22:31	
Benzene	4600	25	ug/L	50.00	02/01/2005 22:31	
Toluene	2500	25	ug/L	50.00	02/01/2005 22:31	
Ethylbenzene	750	25	ug/L	50.00	02/01/2005 22:31	
Total xylenes	1400	50	ug/L	50.00	02/01/2005 22:31	
Surrogate(s)						
1,2-Dichloroethane-d4	112.8	73-130	%	50.00	02/01/2005 22:31	
Toluene-d8	113.0	81-114	%	50.00	02/01/2005 22:31	

Fuel Oxygenates by 8260B

Aqua Science Engineers, Inc.

Attn.: Damian Hriciga

208 West El Pintado

Danville, CA 94526

Phone: (925) 820-9391 Fax: (925) 837-4853

Project: 3412

Yee

Received: 01/31/2005 12:35

Batch QC Report

Prep(s): 5030B

Method Blank

MB: 2005/02/01-02.68-030

Water

Test(s): 8260B

QC Batch # 2005/02/01-02.68

Date Extracted: 02/01/2005 16:30

Compound	Conc.	RL	Unit	Analyzed	Flag
Gasoline	ND	50	ug/L	02/01/2005 16:30	
Methyl tert-butyl ether (MTBE)	ND	0.5	ug/L	02/01/2005 16:30	
Benzene	ND	0.5	ug/L	02/01/2005 16:30	
Toluene	ND	0.5	ug/L	02/01/2005 16:30	
Ethylbenzene	ND	0.5	ug/L	02/01/2005 16:30	
Total xylenes	ND	1.0	ug/L	02/01/2005 16:30	
Surrogates(s)					
1,2-Dichloroethane-d4	105.4	73-130	%	02/01/2005 16:30	
Toluene-d8	111.0	81-114	%	02/01/2005 16:30	

Severn Trent Laboratories, Inc.

STL San Francisco * 1220 Quarry Lane, Pleasanton, CA 94566

Tel 925 484 1919 Fax 925 484 1096 * www.stl-inc.com * CA DHS ELAP# 2496

02/07/2005 16:14

Page 6 of 15

Fuel Oxygenates by 8260B

Aqua Science Engineers, Inc.

Attn.: Damian Hriciga

208 West El Pintado

Danville, CA 94526

Phone: (925) 820-9391 Fax: (925) 837-4853

Project: 3412

Yee

Received: 01/31/2005 12:35

Batch QC Report

Prep(s): 5030B

Method Blank

MB: 2005/02/03-01.62-028

Water

Test(s): 8260B

QC Batch # 2005/02/03-01.62

Date Extracted: 02/03/2005 08:28

Compound	Conc.	RL	Unit	Analyzed	Flag
Gasoline	ND	50	ug/L	02/03/2005 08:28	
Methyl tert-butyl ether (MTBE)	ND	0.5	ug/L	02/03/2005 08:28	
Benzene	ND	0.5	ug/L	02/03/2005 08:28	
Toluene	ND	0.5	ug/L	02/03/2005 08:28	
Ethylbenzene	ND	0.5	ug/L	02/03/2005 08:28	
Total xylenes	ND	1.0	ug/L	02/03/2005 08:28	
Surrogates(s)					
1,2-Dichloroethane-d4	96.8	73-130	%	02/03/2005 08:28	
Toluene-d8	96.4	81-114	%	02/03/2005 08:28	

Severn Trent Laboratories, Inc.

STL San Francisco * 1220 Quarry Lane, Pleasanton, CA 94566

Tel 925 484 1919 Fax 925 484 1096 * www.stl-inc.com * CA DHS ELAP# 2496

02/07/2005 16:14

Fuel Oxygenates by 8260B

Aqua Science Engineers, Inc.

Attn.: Damian Hriciga

208 West El Pintado

Danville, CA 94526

Phone: (925) 820-9391 Fax: (925) 837-4853

Project: 3412

Yee

Received: 01/31/2005 12:35

Batch QC Report

Prep(s): 5030B

Method Blank

MB: 2005/02/04-01.62-046

Water

Test(s): 8260B

QC Batch # 2005/02/04-01.62

Date Extracted: 02/04/2005 12:46

Compound	Conc.	RL	Unit	Analyzed	Flag
Gasoline	ND	50	ug/L	02/04/2005 12:46	
Methyl tert-butyl ether (MTBE)	ND	0.5	ug/L	02/04/2005 12:46	
Benzene	ND	0.5	ug/L	02/04/2005 12:46	
Toluene	ND	0.5	ug/L	02/04/2005 12:46	
Ethylbenzene	ND	0.5	ug/L	02/04/2005 12:46	
Total xylenes	ND	1.0	ug/L	02/04/2005 12:46	
Surrogates(s)					
1,2-Dichloroethane-d4	95.0	73-130	%	02/04/2005 12:46	
Toluene-d8	98.4	81-114	%	02/04/2005 12:46	

Severn Trent Laboratories, Inc.

STL San Francisco * 1220 Quarry Lane, Pleasanton, CA 94566

Tel 925 484 1919 Fax 925 484 1096 * www.stl-inc.com * CA DHS ELAP# 2496

02/07/2005 16:14

Page 8 of 15

Fuel Oxygenates by 8260B

Aqua Science Engineers, Inc.

Attn.: Damian Hriciga

208 West El Pintado

Danville, CA 94526

Phone: (925) 820-9391 Fax: (925) 837-4853

Project: 3412

Yee

Received: 01/31/2005 12:35

Batch QC Report

Prep(s): 5030B

Test(s): 8260B

Laboratory Control Spike

Water

QC Batch # 2005/02/01-02.68

LCS 2005/02/01-02.68-012

Extracted: 02/01/2005

Analyzed: 02/01/2005 16:12

LCSD

Compound	Conc. ug/L		Exp.Conc.	Recovery %		RPD	Ctrl.Limits %		Flags	
	LCS	LCSD		LCS	LCSD		%	Rec.	RPD	LCS
Methyl tert-butyl ether (MTBE)	28.6		25.0	114.4			65-165	20		
Benzene	28.4		25.0	113.6			69-129	20		
Toluene	30.8		25.0	123.2			70-130	20		
Surrogates(s)										
1,2-Dichloroethane-d4	438		500	87.6			73-130			
Toluene-d8	552		500	110.4			81-114			

Severn Trent Laboratories, Inc.

STL San Francisco * 1220 Quarry Lane, Pleasanton, CA 94566

Tel 925 484 1919 Fax 925 484 1096 * www.stl-inc.com * CA DHS ELAP# 2496

02/07/2005 16:14

Page 9 of 15

Fuel Oxygenates by 8260B

Aqua Science Engineers, Inc.

Attn.: Damian Hriciga

208 West El Pintado

Danville, CA 94526

Phone: (925) 820-9391 Fax: (925) 837-4853

Project: 3412

Yee

Received: 01/31/2005 12:35

Batch QC Report

Prep(s): 5030B

Test(s): 8260B

Laboratory Control Spike

Water

QC Batch # 2005/02/03-01.62

LCS 2005/02/03-01.62-002

Extracted: 02/03/2005

Analyzed: 02/03/2005 08:02

LCSD

Compound	Conc. ug/L		Exp.Conc.	Recovery %		RPD	Ctrl.Limits %		Flags	
	LCS	LCSD		LCS	LCSD		%	Rec.	RPD	LCS
Methyl tert-butyl ether (MTBE)	28.0		25.0	112.0			65-165	20		
Benzene	24.4		25.0	97.6			69-129	20		
Toluene	25.8		25.0	103.2			70-130	20		
Surrogates(s)										
1,2-Dichloroethane-d4	448		500	89.6			73-130			
Toluene-d8	485		500	97.0			81-114			

Severn Trent Laboratories, Inc.

STL San Francisco * 1220 Quarry Lane, Pleasanton, CA 94566

Tel 925 484 1919 Fax 925 484 1096 * www.stl-inc.com * CA DHS ELAP# 2496

02/07/2005 16:14

Fuel Oxygenates by 8260B

Aqua Science Engineers, Inc.

Attn.: Damian Hriciga

208 West El Pintado

Danville, CA 94526

Phone: (925) 820-9391 Fax: (925) 837-4853

Project: 3412

Yee

Received: 01/31/2005 12:35

Batch QC Report

Prep(s): 5030B

Test(s): 8260B

Laboratory Control Spike

Water

QC Batch # 2005/02/04-01.62

LCS 2005/02/04-01.62-020

Extracted: 02/04/2005

Analyzed: 02/04/2005 12:20

LCSD

Compound	Conc. ug/L		Exp. Conc.	Recovery %		RPD	Ctrl. Limits %		Flags	
	LCS	LCSD		LCS	LCSD		%	Rec.	RPD	LCS
Methyl tert-butyl ether (MTBE)	23.5		25.0	94.0			65-165	20		
Benzene	20.8		25.0	83.2			69-129	20		
Toluene	22.3		25.0	89.2			70-130	20		
Surrogates(s)										
1,2-Dichloroethane-d4	444		500	88.8			73-130			
Toluene-d8	494		500	98.8			81-114			

Severn Trent Laboratories, Inc.

STL San Francisco * 1220 Quarry Lane, Pleasanton, CA 94566

Tel 925 484 1919 Fax 925 484 1096 * www.stl-inc.com * CA DHS ELAP# 2496

02/07/2005 16:14

Fuel Oxygenates by 8260B

Aqua Science Engineers, Inc.

Attn.: Damian Hriciga

208 West El Pintado

Danville, CA 94526

Phone: (925) 820-9391 Fax: (925) 837-4853

Project: 3412

Yee

Received: 01/31/2005 12:35

Batch QC Report

Prep(s): 5030B

Test(s): 8260B

Matrix Spike (MS / MSD)

Water

QC Batch # 2005/02/01-02.68

MS/MSD

Lab ID: 2005-01-0839 - 004

MS: 2005/02/01-02.68-036

Extracted: 02/01/2005

Analyzed: 02/01/2005 17:36

Dilution: 1.00

MSD: 2005/02/01-02.68-054

Extracted: 02/01/2005

Analyzed: 02/01/2005 17:54

Dilution: 1.00

Compound	Conc. ug/L			Spk.Level ug/L	Recovery %			Limits %		Flags	
	MS	MSD	Sample		MS	MSD	RPD	Rec.	RPD	MS	MSD
Methyl tert-butyl ether	21.6	27.3	ND	25.0	86.4	109.2	23.3	65-165	20		R1
Benzene	24.2	27.4	ND	25.0	96.8	109.6	12.4	69-129	20		
Toluene	25.4	29.7	ND	25.0	101.6	118.8	15.6	70-130	20		
Surrogate(s)											
1,2-Dichloroethane-d4	449	448		500	89.9	89.6		73-130			
Toluene-d8	557	564		500	111.5	112.9		81-114			

Severn Trent Laboratories, Inc.

STL San Francisco * 1220 Quarry Lane, Pleasanton, CA 94566

Tel 925 484 1919 Fax 925 484 1096 * www.stl-inc.com * CA DHS ELAP# 2496

02/07/2005 16:14

Page 12 of 15

Fuel Oxygenates by 8260B

Aqua Science Engineers, Inc.

Attn.: Damian Hriciga

208 West El Pintado

Danville, CA 94526

Phone: (925) 820-9391 Fax: (925) 837-4853

Project: 3412

Yee

Received: 01/31/2005 12:35

Batch QC Report

Prep(s): 5030B

Test(s): 8260B

Matrix Spike (MS / MSD)

Water

QC Batch # 2005/02/03-01.62

MS/MSD

Lab ID: 2005-02-0053 - 001

MS: 2005/02/03-01.62-029

Extracted: 02/03/2005

Analyzed: 02/03/2005 13:18

Dilution: 1.00

MSD: 2005/02/03-01.62-030

Extracted: 02/03/2005

Analyzed: 02/03/2005 13:44

Dilution: 1.00

Compound	Conc. ug/L			Spk.Level	Recovery %			Limits %		Flags	
	MS	MSD	Sample		ug/L	MS	MSD	RPD	Rec.	RPD	MS
Methyl tert-butyl ether	28.0	29.3	ND	25.0	112.0	117.2	4.5	65-165	20		
Benzene	23.0	23.4	ND	25.0	92.0	93.6	1.7	69-129	20		
Toluene	23.7	25.3	ND	25.0	94.8	101.2	6.5	70-130	20		
Surrogate(s)											
1,2-Dichloroethane-d4	477	481		500	95.4	96.2		73-130	0		
Toluene-d8	473	500		500	94.6	100.0		81-114	0		

Severn Trent Laboratories, Inc.

STL San Francisco * 1220 Quarry Lane, Pleasanton, CA 94566

Tel 925 484 1919 Fax 925 484 1096 * www.stl-inc.com * CA DHS ELAP# 2496

02/07/2005 16:14

Fuel Oxygenates by 8260B

Aqua Science Engineers, Inc.

Attn.: Damian Hriciga

208 West El Pintado

Danville, CA 94526

Phone: (925) 820-9391 Fax: (925) 837-4853

Project: 3412

Yee

Received: 01/31/2005 12:35

Batch QC Report

Prep(s): 5030B

Test(s): 8260B

Matrix Spike (MS / MSD)

Water

QC Batch # 2005/02/04-01.62

MS/MSD

Lab ID: 2005-01-0771 - 004

MS: 2005/02/04-01.62-024

Extracted: 02/04/2005

Analyzed: 02/04/2005 19:24

Dilution: 1.00

MSD: 2005/02/04-01.62-050

Extracted: 02/04/2005

Analyzed: 02/04/2005 19:50

Dilution: 1.00

Compound	Conc. ug/L			Spk.Level	Recovery %			Limits %		Flags	
	MS	MSD	Sample		ug/L	MS	MSD	RPD	Rec.	RPD	MS
Methyl tert-butyl ether	37.4	37.0	9.96	25.0	109.8	108.2	1.5	65-165	20		
Benzene	23.0	24.6	ND	25.0	92.0	98.4	6.7	69-129	20		
Toluene	25.5	26.4	ND	25.0	102.0	105.6	3.5	70-130	20		
Surrogate(s)											
1,2-Dichloroethane-d4	479	481		500	95.8	96.2		73-130			
Toluene-d8	495	515		500	99.0	103.0		81-114			

Severn Trent Laboratories, Inc.

STL San Francisco * 1220 Quarry Lane, Pleasanton, CA 94566

Tel 925 484 1919 Fax 925 484 1096 * www.stl-inc.com * CA DHS ELAP# 2496

02/07/2005 16:14

Fuel Oxygenates by 8260B

Aqua Science Engineers, Inc.

Attn.: Damian Hriciga

208 West El Pintado

Danville, CA 94526

Phone: (925) 820-9391 Fax: (925) 837-4853

Project: 3412

Yee

Received: 01/31/2005 12:35

Legend and Notes

Sample Comment

Lab ID: 2005-01-0825-2

Sample has mtbe.

Lab ID: 2005-01-0825-3

Sample has MTBE.

Analysis Flag

L2

Reporting limits were raised due to high level of analyte present in the sample.

Result Flag

Q6

The concentration reported reflect(s) individual or discrete unidentified peaks not matching a typical fuel pattern.

R1

Analyte RPD was out of QC limits.

Severn Trent Laboratories, Inc.

STL San Francisco * 1220 Quarry Lane, Pleasanton, CA 94566

Tel 925 484 1919 Fax 925 484 1096 * www.stl-inc.com * CA DHS ELAP# 2496

02/07/2005 16:14

Logged on : 01/31/2005 @ 16:53 by mvillanueva

Due: Monday 02/07/2005 @ 17:00

Client	Bill To	Report To
Aqua Science Engineers, Inc. 208 West El Pintado Danville, CA 94526	Aqua Science Engineers, Inc. 208 West El Pintado Rd Danville, CA 94526	Aqua Science Engineers, Inc. 208 West El Pintado Danville, CA 94526
Contact: Damian Hriciga	Contact: Damian Hriciga	Contact: Damian Hriciga
Project: 3412 Yee		Rcvd: 01/31/2005 @ 12:35
Site:		TAT: 5 Day
PO#:		Disp: 03/17/2005
Quote#:		

Temp: 4°C EDF Global ID: T0600102122 PM: Surinder Sidhu

#	Matrix	Sample Name	Date Sampled	Analysis	BaseMatrix
1	Water	MW-1 - FieldID: MW-1 5 Day Due: 02/07/2005 @ 17:00	01/29/2005 @ 08:20	8260B FO-S	WA REGULAR *
2	Water	MW-3 - FieldID: MW-3 5 Day Due: 02/07/2005 @ 17:00	01/29/2005 @ 09:50	8260B FO-S	WA REGULAR *
3	Water	MW-4 - FieldID: MW-4 5 Day Due: 02/07/2005 @ 17:00	01/29/2005 @ 09:05	8260B FO-S	WA REGULAR *
4	Water	MW-5 - FieldID: MW-5 5 Day Due: 02/07/2005 @ 17:00	01/29/2005 @ 07:35	8260B FO-S	WA REGULAR *

Compounds:
* Gasoline, Methyl tert-butyl ether (MTBE), Benzene, Toluene, Ethylbenzene, Total xylenes, 1,2-Dichloroethane-d4, Toluene-d8

STI
2005-01-0825

STL San Francisco Chain of Custody
1220 Quarry Lane • Pleasanton CA 94566-4756
Phone: (925) 484-1919 • Fax: (925) 484-1096
Email: sflogin@stl-inc.com

Reference #: 97892

Date 1-29-05 Page 1 of 1

Report To

Attn: DAMIAN HEICIG
Company: AQUA SCIENCE
Address: 208 W 62 PINTADO
Phone: _____ Email: _____
Bill To: _____ Sampled By: DH
Attn: _____ Phone: _____

Analysis Request

TPH EPA - <input type="checkbox"/> 8015/8021 <input checked="" type="checkbox"/> 82608 <input checked="" type="checkbox"/> Gas w/ <input checked="" type="checkbox"/> BTEX <input checked="" type="checkbox"/> MTBE	Purgeable Aromatics BTEX EPA - <input type="checkbox"/> 8021 <input type="checkbox"/> 82608	TEPH EPA 8015M* <input type="checkbox"/> Silica Gel <input type="checkbox"/> Diesel <input type="checkbox"/> Motor Oil <input type="checkbox"/> Other	Fuel Tests EPA 8260B: <input type="checkbox"/> Gas <input type="checkbox"/> BTEX <input type="checkbox"/> Five Oxygenates <input type="checkbox"/> DCA, EDB <input type="checkbox"/> Ethanol	Purgeable Halocarbons (HVOCs) EPA 8021 by 82608	Volatile Organics GC/MS (VOCs) <input type="checkbox"/> EPA 8260B <input type="checkbox"/> 624	Semivolatiles GC/MS <input type="checkbox"/> EPA 8270 <input type="checkbox"/> 625	Oil and Grease <input type="checkbox"/> Petroleum (EPA 1664) <input type="checkbox"/> Total	Pesticides <input type="checkbox"/> EPA 8081 <input type="checkbox"/> 608 PCBs <input type="checkbox"/> EPA 8082 <input type="checkbox"/> 608	PNAs by <input type="checkbox"/> 8270 <input type="checkbox"/> 8310	CAM17 Metals (EPA 6010/7470/7471)	Metals: <input type="checkbox"/> Lead <input type="checkbox"/> LUFT <input type="checkbox"/> RCRA <input type="checkbox"/> Other:	Low Level Metals by EPA 200.8/6020 (ICP-MS):	W.E.T (STLC) TCLP	Hexavalent Chromium pH (24h hold time for H ₂ O)	Spec Cond. <input type="checkbox"/> Alkalinity TSS <input type="checkbox"/> TDS <input type="checkbox"/>	Anions: <input type="checkbox"/> Cl <input type="checkbox"/> SO ₄ <input type="checkbox"/> NO ₃ <input type="checkbox"/> F <input type="checkbox"/> Br <input type="checkbox"/> NO ₂ <input type="checkbox"/> PO ₄	Number of Containers
MW-1	1-27-05	0820	W	HL	X												
MW-3		0150			X												
MW-4		0105			X												
MW-5		0735			X												

Project Info

Sample Receipt

Project Name: YEE # of Containers: _____
Project#: 3412 Head Space: _____
PO#: _____ Temp: 4°C
Credit Card#: _____ Conforms to record: _____

T A T
5 Day 72h 48h 24h Other: _____

Report: Routine Level 3 Level 4 EDD State Tank Fund EDF
Special Instructions / Comments: Global ID _____

TO600102122

*STL SF reports 8015M from C₉-C₂₄ (industry norm). Default for 8015B is C₁₀-C₂₈.

1) Relinquished by:

Signature: [Signature] Time: 0800
Printed Name: DAMIAN HEICIG Date: 1-31-05
Company: ASE

2) Relinquished by:

Signature: [Signature] Time: 1235
Printed Name: [Name] Date: 01-31-05
Company: STL S.F.

3) Relinquished by:

Signature: _____ Time: _____
Printed Name: _____ Date: _____
Company: _____

1) Received by:

Signature: [Signature] Time: 0910
Printed Name: [Name] Date: 01-31-05
Company: STL S.F.

2) Received by:

Signature: [Signature] Time: 1235
Printed Name: Jean Muller Date: 1-31-05
Company: STL SF

3) Received by:

Signature: _____ Time: _____
Printed Name: _____ Date: _____
Company: _____