



February 19, 2003

**Alameda County**

**FEB 26 2003**

**Environmental Health**

QUARTERLY GROUNDWATER MONITORING REPORT  
JANUARY 2002 GROUNDWATER SAMPLING  
ASE JOB NO. 3412

at

Former Chan's Shell Station  
726 Harrison Street  
Oakland, CA 94602

Prepared by:  
AQUA SCIENCE ENGINEERS, INC.  
208 W. El Pintado  
Danville, CA 94526  
(925) 820-9391

## 1.0 INTRODUCTION

### Site Location (Site), See Figure 1

Former Chan's Shell Station  
726 Harrison Street  
Oakland, CA 94602  
(510) 444-6583

### Responsible Party

Kin Chan  
4328 Edgewood Avenue  
Oakland, CA 94602

### Environmental Consulting Firm

Aqua Science Engineers, Inc. (ASE)  
208 W. El Pintado  
Danville, CA 94526  
Contact: Robert Kitay, Senior Geologist  
(925) 820-9391

### Agency Review

Contact: Mr. Barney Chan  
Alameda County Health Care Services Agency (ACHCSA)  
1131 Harbor Bay Pkwy., Suite 250  
Alameda, CA 94502  
(510) 567-6700

California Regional Water Quality Control Board (RWQCB)  
San Francisco Bay Region  
1515 Clay Street, Suite 1400  
Oakland, CA 94612  
Contact: Mr. Chuck Headlee  
(510) 622-2433

The following is a report detailing the results of the January 2003 quarterly groundwater sampling at the former Chan's Shell Station. This sampling was conducted as required by the ACHCSA and RWQCB. ASE has prepared this report on behalf of Kin Chan, property owner. This report is intended to supplement the ASE report: "Report of Soil and Groundwater Assessment" dated January 8, 1999.

## **2.0 GROUNDWATER FLOW DIRECTION AND GRADIENT**

On January 29, 2003, ASE measured the depth to groundwater in five site monitoring wells and one site extraction well using an electric water level sounder. The surface of the groundwater was also checked for the presence of free-floating hydrocarbons or sheen. No free-floating hydrocarbons or sheen were observed in any site well. Groundwater elevation data is presented in Table One. A groundwater potentiometric surface map is presented as Figure 2. The groundwater flow direction is generally to the south/southwest with a gradient of approximately 0.0081-feet/foot.

## **3.0 GROUNDWATER SAMPLE COLLECTION AND ANALYSIS**

Prior to sampling, monitoring wells MW-1, MW-3, MW-4, MW-5, and extraction well EW-1 were purged of three well casing volumes of groundwater using dedicated polyethylene bailers or a submersible pump. Groundwater monitoring well MW-2 is no longer being sampled at the site in accordance with ASE's recommendation in the April 2001 quarterly groundwater monitoring report and the May 14, 2001 letter from the ACHCSA. Petroleum hydrocarbon odors were noted during the purging and sampling of monitoring wells MW-1, MW-4, MW-5, and extraction well EW-1. The parameters pH, temperature, and conductivity were monitored during the well purging, and samples were not collected until these parameters stabilized. Groundwater samples were collected from each well using dedicated polyethylene bailers. The samples were decanted from the bailers into 40-ml volatile organic analysis (VOA) vials, pre-preserved with hydrochloric acid. The samples were capped without headspace, labeled, and placed in coolers with wet ice for transport to Severn Trent Laboratories (STL) San Francisco, of Pleasanton California (ELAP #1049) under appropriate chain-of-custody documentation. Well sampling field logs are presented in Appendix A.

The well purge water was placed into 55-gallon steel drums, labeled, and left on-site for temporary storage until proper off-site disposal could be arranged.

The groundwater samples were analyzed by STL San Francisco for total petroleum hydrocarbons as gasoline (TPH-G) by EPA Method 5030/8015M, benzene, toluene, ethylbenzene and total xylenes (collectively known as BTEX) by EPA Method 8021B and methyl tertiary butyl ether (MTBE) by EPA Method 8021B. The analytical results for this and previous sampling

periods are presented in Table Two. The certified analytical report and chain-of-custody documentation are included as Appendix B.

#### **4.0 CONCLUSIONS**

In general, the groundwater samples had hydrocarbon concentrations consistent with previous findings and remain elevated. The TPH-G, BTEX and/or MTBE concentrations that were detected in groundwater samples collected from all the monitoring and extraction wells sampled exceeded Risk Based Screening Levels (RBSLs) as presented in the "Application of Risk-Based Screening Levels and Decision Making to Sites with Impacted Soil and Groundwater" document prepared by the California Regional Water Quality Control Board, San Francisco Bay Region dated December 2001.

#### **5.0 RECOMMENDATIONS**

ASE recommends continued groundwater monitoring on a quarterly basis. The next groundwater sampling is scheduled for April 2003. ASE will be submitting costs to the Underground Storage Tank Cleanup Fund for pre-approval to conduct a soil overexcavation as outlined in ASE's Remedial Action Plan (RAP) during the next quarter.

## 6.0 REPORT LIMITATIONS

The results presented in this report represent the conditions at the time of the groundwater sampling, at the specific locations where the groundwater samples were collected, and for the specific parameters analyzed by the laboratory. It does not fully characterize the site for contamination resulting from sources other than the former underground storage tanks and associated plumbing at the site, or for parameters not analyzed by the laboratory. All of the laboratory work cited in this report was prepared under the direction of an independent CAL-EPA certified laboratory. The independent laboratory is solely responsible for the contents and conclusions of the chemical analysis data.

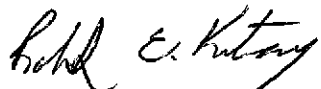
Aqua Science Engineers appreciates the opportunity to provide environmental consulting services for this project, and trust that this report meets your needs. Please feel free to call us at (925) 820-9391 if you have any questions or comments.

Respectfully submitted,


AQUA SCIENCE ENGINEERS, INC.



Erik H. Paddleford  
Associate Geologist

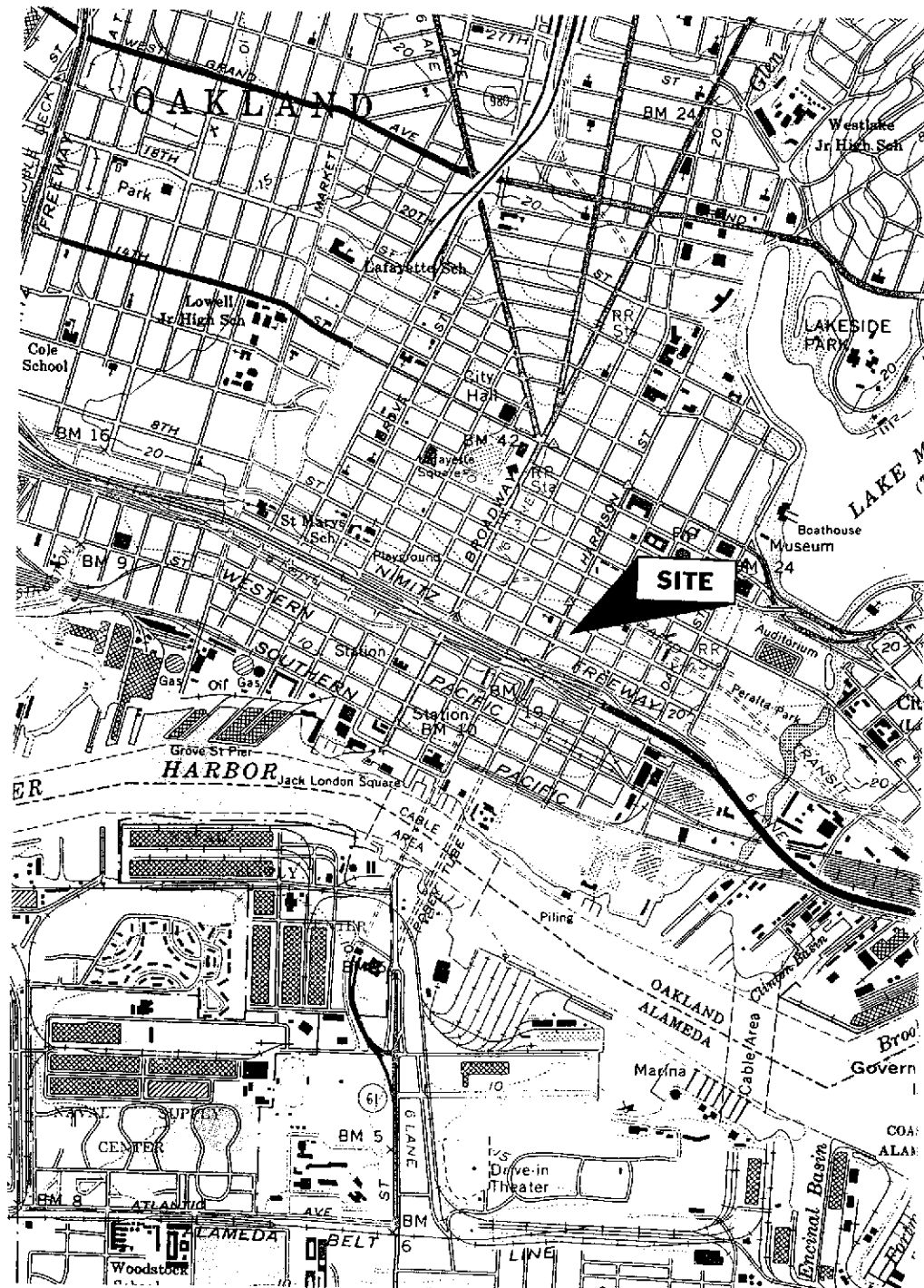


Robert E. Kitay, R.G., R.E.A.  
Senior Geologist



Attachments: Figures 1 and 2  
Appendices A and B

cc: Mr. Barney Chan, Alameda County Health Care Services  
Mr. Chuck Headlee, RWQCB, San Francisco Bay Region



SITE LOCATION MAP	
FORMER CHAN'S SHELL STATION 726 HARRISON STREET OAKLAND, CALIFORNIA	
Aqua Science Engineers	Figure 1



NORTH

SCALE

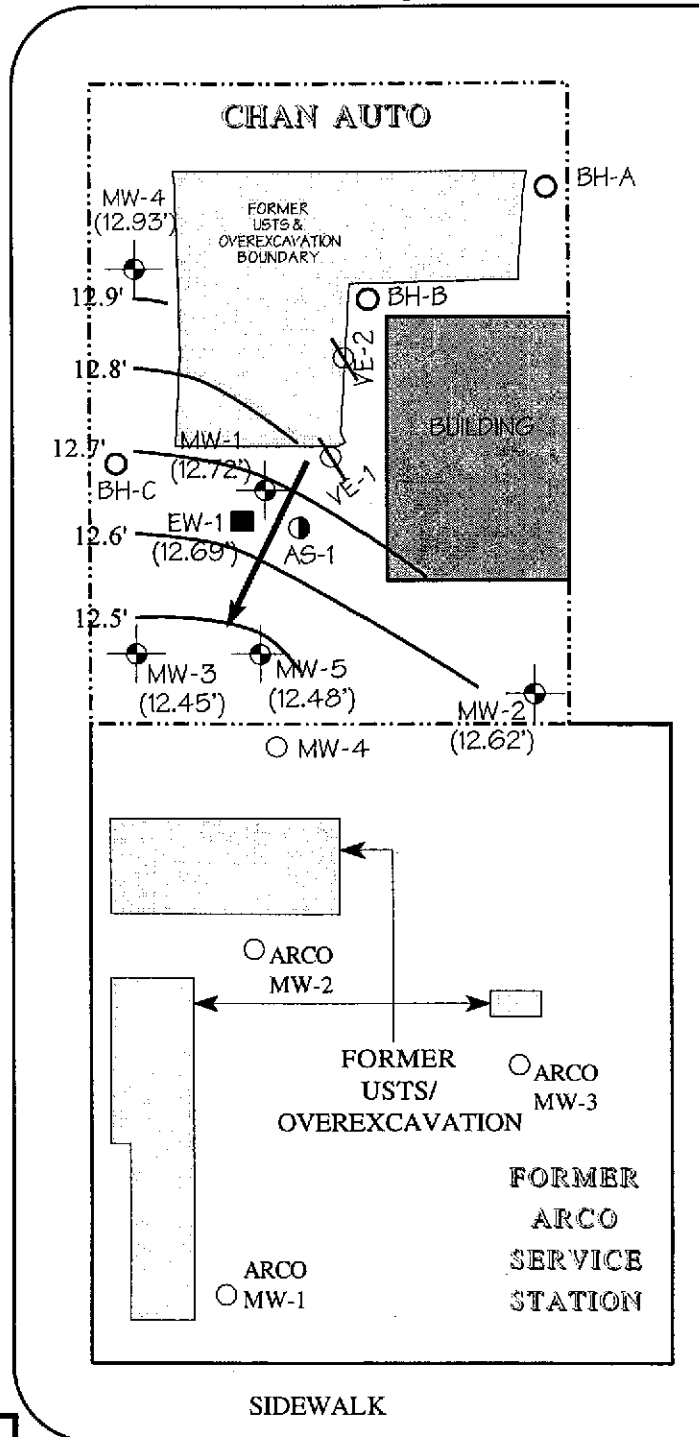
1" = 30'

8TH STREET

Unocal  
MW-7

Unocal  
MW-8

HARRISON STREET



ARCO  
MW-7

**LEGEND**

- Approx. Groundwater Flow Direction
- ASE Monitoring Well
- MW-1  
(11.97') Groundwater elevation, relative to MSL
- Groundwater elevation contour

SIDEWALK

7TH STREET

GROUNDWATER ELEVATION  
CONTOUR MAP - 1/29/03

726 HARRISON STREET  
OAKLAND, CALIFORNIA

AQUA SCIENCE ENGINEERS

Figure 2

**TABLE ONE**  
**Groundwater Elevation Data**  
**Chan's Former Shell Station**

Well ID	Date of Measurement	Top of Casing Elevation (relative to Project Datum)	Depth to Water (feet)	Groundwater Elevation (project data)	
MW-1	12/15/1998	31.95	17.32	14.63	
	3/4/1999		15.52	16.43	
	6/17/1999		16.9	15.05	
	8/27/1999		17.39	14.56	
	12/9/1999		18.03	13.92	
	3/7/2000		15.11	16.84	
	6/7/2000		16.66	15.29	
	10/11/2000		18.08	13.87	
	1/18/2001		17.96	13.99	
	4/5/2001		16.35	15.60	
	7/17/2001		16.94	15.01	
	10/5/2001		28.98	17.35	11.63
	1/18/2002			15.40	13.58
	4/11/2002			15.76	13.22
	7/8/2002			16.17	12.81
10/9/2002	16.72	12.26			
1/29/2003	16.26	12.72			
MW-2	12/15/1998	32.40	18.03	14.37	
	3/4/1999		16.11	16.29	
	6/17/1999		17.72	14.68	
	8/27/1999		Inaccessible		
	12/9/1999		Inaccessible		
	3/7/2000		Inaccessible		
	6/7/2000			17.67	14.73
	10/11/2000			18.91	13.49
	1/18/2001			18.66	13.74
	4/5/2001			16.97	15.43
	7/17/2001			17.54	14.86
	10/5/2001		29.44	17.98	11.46
	1/18/2002			15.87	13.57
	4/11/2002			16.36	13.08
	7/8/2002			16.72	12.72
10/9/2002	17.33	12.11			
1/29/2003	16.82	12.62			
MW-3	12/15/1998	31.61	17.26	14.35	
	3/4/1999		15.47	16.14	
	6/17/1999		16.92	14.69	
	8/27/1999		17.40	14.21	
	12/9/1999		18.01	13.60	
	3/7/2000		16.15	15.46	
	6/7/2000		16.85	14.76	
	10/11/2000		18.07	13.54	
	1/18/2001		17.89	13.72	
	4/5/2001		16.21	15.40	
	7/17/2001		16.90	14.71	
	10/5/2001		28.64	17.32	11.32
	1/18/2002			15.35	13.29
	4/11/2002			15.82	12.82
	7/8/2002			16.15	12.49
10/9/2002	16.67	11.97			
1/29/2003	16.19	12.45			



**TABLE ONE**  
**Groundwater Elevation Data**  
**Chan's Former Shell Station**

Well ID	Date of Measurement	Top of Casing Elevation (relative to Project Datum)	Depth to Water (feet)	Groundwater Elevation (project data)
MW-4	12/15/1998	32.53	17.59	14.94
	3/4/1999		15.88	16.65
	6/17/1999		17.14	15.39
	8/27/1999		17.65	14.88
	12/9/1999		18.28	14.25
	3/7/2000		15.41	17.12
	6/7/2000		17.09	15.44
	10/11/2000		18.33	14.20
	1/18/2001		18.23	14.30
	4/5/2001		16.69	15.84
	7/17/2001	17.32	15.21	
	10/5/2001	29.58	17.71	11.87
	1/18/2002		15.85	13.73
	4/11/2002		16.14	13.44
	7/8/2002		16.56	13.02
	10/9/2002		17.09	12.49
1/29/2003	16.65		12.93	
MW-5	8/29/2001	29.06	17.42	11.64
	1/18/2002		15.68	13.38
	4/11/2002		16.17	12.89
	7/8/2002		16.51	12.55
	10/9/2002		17.10	11.96
	1/29/2003		16.58	12.48
EW-1	1/18/2002	28.89	15.35	13.54
	4/11/2002		15.73	13.16
	7/8/2002		16.13	12.76
	10/9/2002		16.70	12.19
	1/29/2003		16.20	12.69

**TABLE TWO**  
**Certified Analytical Results for GROUNDWATER Samples**  
**Chan's Former Shell Station**  
**All results are in parts per billion (ppb)**

Well ID & Dates Sampled	TPH-G	Benzene	Toluene	Ethyl- benzene	Total Xylenes	MTBE
<b>MW-1</b>						
7/3/1997	18,000	2,700	350	450	900	7,400
12/5/1998	18,000	1,500	270	260	560	14,000
3/4/1999	44,000	2,800	400	440	960	43,000
6/17/1999	33,000	2,200	250	460	660	25,000
8/27/1999	6,000	1,000	97	190	230	14,000/ 16,000*
12/9/1999	15,000	1,500	160	220	420	17,000
3/7/2000	9,300	1,500	210	66	530	12,000
6/7/2000	26,000**	1,700	< 250	360	580	30,000
10/11/2000	13,000**	1,600	< 100	140	160	19,000
1/18/2001	14,000**	450	< 100	110	230	9,600
4/5/2001	38,000	2,200	180	290	590	35,000
7/17/2001	35,000**	1,800	< 100	300	170	35,000
10/5/2001	17,000	1,500	210	420	790	27,000
1/18/2002	18,000	1,500	120	160	220	22,000
4/11/2002	41,000	2,700	210	340	380	30,000
7/8/2002	36,000	2,800	140	360	300	31,000
10/9/2002	30,000	1,700	310	< 100	< 100	19,000
1/29/2003	26,000	2,400	< 100	310	520	20,000
<b>MW-2</b>						
12/5/1998	< 50	< 0.5	< 0.5	< 0.5	< 0.5	< 5
3/4/1999		Inaccessible due to car parked over well				
6/17/1999	< 50	< 0.5	< 0.5	< 0.5	< 0.5	< 5
8/27/1999		Inaccessible due to car parked over well				
12/9/1999		Inaccessible due to car parked over well				
3/7/2000		Inaccessible due to car parked over well				
6/7/2000	< 50	< 0.5	< 0.5	< 0.5	< 0.5	< 5.0
10/11/2000	< 50	< 0.5	< 0.5	< 0.5	< 0.5	< 5.0
1/18/2001	< 50	< 0.5	< 0.5	< 0.5	< 0.5	< 5.0
4/5/2001	< 50	< 0.5	< 0.5	< 0.5	< 0.5	< 5.0
7/17/2001		No Longer Sampled				
<b>MW-3</b>						
12/5/1998	6,500	< 50	50	60	50	3,900
3/4/1999	2,800	< 25	< 25	< 25	< 25	1,600
6/17/1999	1,000	< 10	< 10	< 10	< 10	1,400
8/27/1999	230	< 0.5	0.51	0.5	1	1,500/ 1,600*
12/9/1999	870**	< 0.5	< 0.5	< 0.5	< 0.5	2,100
3/7/2000	150**	4	< 0.5	< 0.5	< 0.5	830
6/7/2000	140**	< 0.5	< 0.5	< 0.5	< 0.5	1,100
10/11/2000	620**	< 5.0	< 5.0	< 5.0	< 5.0	1,500
1/18/2001	1,200**	< 5.0	< 5.0	< 5.0	< 5.0	1,000
4/5/2001	1,700**	< 5.0	< 5.0	< 5.0	< 5.0	1,900
7/17/2001	1,400**	< 10	< 10	< 10	< 10	1,700
10/5/2001	< 1,000	< 10	< 10	< 10	< 10	1,700
1/18/2002	1,600	26	20	16	54	2,100
4/11/2002	2,600	21	16	< 10	21	2,300
7/8/2002	2,800	< 10	< 10	< 10	< 10	3,800
10/9/2002	6,000	< 50	< 50	< 50	< 50	4,900
1/29/2003	1,800	< 10	< 10	< 10	< 10	2,300

**TABLE TWO**  
**Certified Analytical Results for GROUNDWATER Samples**  
**Chan's Former Shell Station**  
**All results are in parts per billion (ppb)**

Well ID & Dates Sampled	TPH-G	Benzene	Toluene	Ethyl- benzene	Total Xylenes	MTBE
<b>MW-4</b>						
12/5/1998	880	3	<0.5	<0.5	<0.5	950
3/4/1999	3,800	<25	<25	<25	<25	3,700
6/17/1999	2,700	<25	<25	<25	<25	2,700
8/27/1999	440	4.7	1.1	0.58	1.3	1,600/ 1,700*
12/9/1999	1,100**	<2.5	<2.5	<2.5	<2.5	1,700
3/7/2000	<250	<2.5	<2.5	<2.5	<2.5	1,700
6/7/2000	530**	8.8	<2.5	<2.5	<2.5	440
10/11/2000	700**	3.9	<2.5	<2.5	<2.5	680
1/18/2001	2,000**	<2.5	<2.5	<2.5	<2.5	780
4/5/2001	810**	<2.5	<2.5	<2.5	<2.5	620
7/17/2001	880**	<2.5	<2.5	<2.5	<2.5	570
10/5/2001	550**	<2.5	<2.5	<2.5	<2.5	710
1/18/2002	960**	<5.0	<5.0	<5.0	<5.0	1,300
4/11/2002	1,100**	<5.0	<5.0	<5.0	<5.0	550
7/8/2002	1,200**	<5.0	<5.0	<5.0	<5.0	890
10/9/2002	1,300**	<5.0	<5.0	<5.0	<5.0	880
1/29/2003	530**	<1.0	<1.0	<1.0	<1.0	190
<b>MW-5</b>						
8/29/2001	14,000	1,300	470	230	800	14,000
1/18/2002	24,000	3,200	1,300	390	1,500	5,700
4/11/2002	23,000	2,700	980	38	950	4,300
7/8/2002	19,000	3,300	25	360	1,100	2,100
10/9/2002	24,000	2,800	990	360	820	2,400
1/29/2003	17,000	2,100	1,400	380	1,400	<250
<b>EW-1</b>						
1/18/2002	11,000	1,000	<100	220	350	6,700
4/11/2002	17,000	1,000	<100	120	140	9,700
7/8/2002	21,000	1,300	<100	<100	200	12,000
10/9/2002	12,000	900	<25	<25	200	9,200
1/29/2003	12,000	860	73	130	500	4,500
<b>RBSL</b>	<b>400</b>	<b>46</b>	<b>130</b>	<b>290</b>	<b>13</b>	<b>1,800</b>

**Notes:**

\* EPA Method 8020/EPA Method 8260 (MTBE confirmation)

\*\* Hydrocarbon reported in the gasoline range does not match the laboratory gasoline standard

RBSL = Risk Based Screening Levels presented in the "Application of Risk-Based Screening Levels and Decision Making to Sites with Impacted Soil and Groundwater" document prepared by the California Regional Water Quality Control Board, San Francisco Bay Region.

Most current data is in **Bold**

Non-detectable concentrations noted by the less than sign (<) followed by the laboratory detection limit.

# **APPENDIX A**

Well Sampling Field Logs



# WELL SAMPLING FIELD LOG

Project Name and Address: Chen Auto  
 Job #: 3412 Date of sampling: 1-29-03  
 Well Name: MW-1 Sampled by: ep  
 Total depth of well (feet): 27.21 Well diameter (inches): 2  
 Depth to water before sampling (feet): 16.26  
 Thickness of floating product if any: -  
 Depth of well casing in water (feet): 10.95  
 Number of gallons per well casing volume (gallons): 1.8  
 Number of well casing volumes to be removed: 3  
 Req'd volume of groundwater to be purged before sampling (gallons): 5.4  
 Equipment used to purge the well: bailey  
 Time Evacuation Began: 850 Time Evacuation Finished: 905  
 Approximate volume of groundwater purged: 5.5  
 Did the well go dry?: no After how many gallons: -  
 Time samples were collected: 910  
 Depth to water at time of sampling: -  
 Percent recovery at time of sampling: -  
 Samples collected with: bailey  
 Sample color: clear / gray Odor: strong  
 Description of sediment in sample: silt / f sand

## CHEMICAL DATA

Volume Purged	Temp	pH	Conductivity
<u>1</u>	<u>63.9</u>	<u>6.89</u>	<u>756</u>
<u>2</u>	<u>62.6</u>	<u>6.78</u>	<u>755</u>
<u>3</u>	<u>62.3</u>	<u>6.74</u>	<u>754</u>

## SAMPLES COLLECTED

Sample	# of containers	Volume & type container	Pres	Iced?	Analysis
<u>MW-1</u>	<u>3</u>	<u>40 ml v0.4</u>	<u>x</u>	<u>x</u>	



# WELL SAMPLING FIELD LOG

Project Name and Address: Chan Auto  
 Job #: 3412 Date of sampling: 1-29-03  
 Well Name: MW-2 Sampled by: ep  
 Total depth of well (feet): 27.0 Well diameter (inches): 2  
 Depth to water before sampling (feet): 16.82  
 Thickness of floating product if any: \_\_\_\_\_  
 Depth of well casing in water (feet): \_\_\_\_\_  
 Number of gallons per well casing volume (gallons): \_\_\_\_\_  
 Number of well casing volumes to be removed: \_\_\_\_\_  
 Req'd volume of groundwater to be purged before sampling (gallons): \_\_\_\_\_  
 Equipment used to purge the well: \_\_\_\_\_  
 Time Evacuation Began: \_\_\_\_\_ Time Evacuation Finished: \_\_\_\_\_  
 Approximate volume of groundwater purged: \_\_\_\_\_  
 Did the well go dry?: \_\_\_\_\_ After how many gallons: \_\_\_\_\_  
 Time samples were collected: \_\_\_\_\_  
 Depth to water at time of sampling: \_\_\_\_\_  
 Percent recovery at time of sampling: \_\_\_\_\_  
 Samples collected with: \_\_\_\_\_  
 Sample color: 0.7 Odor: \_\_\_\_\_  
 Description of sediment in sample: \_\_\_\_\_

## CHEMICAL DATA

Volume Purged	Temp	pH	Conductivity
_____	_____	_____	_____
_____	_____	_____	_____
_____	_____	_____	_____
_____	_____	_____	_____

SAMPLES

## SAMPLES COLLECTED

Sample	# of containers	Volume & type container	Pres	Iced?	Analysis
_____	_____	_____	_____	_____	_____
_____	_____	_____	_____	_____	_____
_____	_____	_____	_____	_____	_____
_____	_____	_____	_____	_____	_____



# WELL SAMPLING FIELD LOG

Project Name and Address: Chan Auto  
 Job #: 3412 Date of sampling: 1-29-03  
 Well Name: MW-3 Sampled by: ep  
 Total depth of well (feet): 29.66 Well diameter (inches): 2  
 Depth to water before sampling (feet): 16.19  
 Thickness of floating product if any: -  
 Depth of well casing in water (feet): 13.47  
 Number of gallons per well casing volume (gallons): 2.16  
 Number of well casing volumes to be removed: 3  
 Req'd volume of groundwater to be purged before sampling (gallons): 6  
 Equipment used to purge the well: bailer  
 Time Evacuation Began: 920 Time Evacuation Finished: 940  
 Approximate volume of groundwater purged: 6  
 Did the well go dry?: no After how many gallons: -  
 Time samples were collected: 945  
 Depth to water at time of sampling: -  
 Percent recovery at time of sampling: -  
 Samples collected with: bailer  
 Sample color: clear/brown Odor: none  
 Description of sediment in sample: silt

## CHEMICAL DATA

Volume Purged	Temp	pH	Conductivity
<u>1</u>	<u>63.5</u>	<u>6.45</u>	<u>611</u>
<u>2</u>	<u>63.2</u>	<u>6.41</u>	<u>610</u>
<u>3</u>	<u>63.1</u>	<u>6.40</u>	<u>607</u>

## SAMPLES COLLECTED

Sample	# of containers	Volume & type container	Pres	Iced?	Analysis
<u>MW-3</u>	<u>3</u>	<u>40 ml VOA</u>	<u>x</u>	<u>x</u>	



## WELL SAMPLING FIELD LOG

Project Name and Address: Chou Auto  
 Job #: 3412 Date of sampling: 1-29-03  
 Well Name: MW-4 Sampled by: ep  
 Total depth of well (feet): 29.97 Well diameter (inches): 2  
 Depth to water before sampling (feet): 16.65  
 Thickness of floating product if any: -  
 Depth of well casing in water (feet): 13.32  
 Number of gallons per well casing volume (gallons): 2  
 Number of well casing volumes to be removed: 3  
 Req'd volume of groundwater to be purged before sampling (gallons): 6  
 Equipment used to purge the well: bailer  
 Time Evacuation Began: 730 Time Evacuation Finished: 745  
 Approximate volume of groundwater purged: 6  
 Did the well go dry?: no After how many gallons: -  
 Time samples were collected: 750  
 Depth to water at time of sampling: -  
 Percent recovery at time of sampling: -  
 Samples collected with: bailer  
 Sample color: clear/brown Odor: slight  
 Description of sediment in sample: silt

### CHEMICAL DATA

Volume Purged	Temp	pH	Conductivity
<u>1</u>	<u>57.1</u>	<u>7.45</u>	<u>966</u>
<u>2</u>	<u>57.1</u>	<u>7.43</u>	<u>984</u>
<u>3</u>	<u>57.0</u>	<u>7.42</u>	<u>981</u>

### SAMPLES COLLECTED

Sample	# of containers	Volume & type container	Pres	Iced?	Analysis
<u>MW-4</u>	<u>3</u>	<u>40 ml VOA</u>	<u>x</u>	<u>x</u>	





# WELL SAMPLING FIELD LOG

Project Name and Address: Chen Auto  
 Job #: 3412 Date of sampling: 1-29-03  
 Well Name: MW-5 Sampled by: cp  
 Total depth of well (feet): 28.50 Well diameter (inches): 2  
 Depth to water before sampling (feet): 16.58  
 Thickness of floating product if any: -  
 Depth of well casing in water (feet): 11.92  
 Number of gallons per well casing volume (gallons): 1.9  
 Number of well casing volumes to be removed: 3  
 Req'd volume of groundwater to be purged before sampling (gallons): 5.8  
 Equipment used to purge the well: bailer  
 Time Evacuation Began: 1000 Time Evacuation Finished: 1015  
 Approximate volume of groundwater purged: 6  
 Did the well go dry?: no After how many gallons: -  
 Time samples were collected: 1025  
 Depth to water at time of sampling: -  
 Percent recovery at time of sampling: -  
 Samples collected with: bailer  
 Sample color: clear/grey Odor: moderate  
 Description of sediment in sample: silt

## CHEMICAL DATA

Volume Purged	Temp	pH	Conductivity
<u>1</u>	<u>64.6</u>	<u>6.</u>	<u>1015</u>
<u>2</u>			
<u>3</u>			

## SAMPLES COLLECTED

Sample	# of containers	Volume & type container	Pres	Iced?	Analysis
<u>MW-5</u>	<u>3</u>	<u>40 ml V/A</u>	<u>x</u>	<u>x</u>	



# WELL SAMPLING FIELD LOG

Project Name and Address: Chan Auto  
 Job #: 3412 Date of sampling: 1-8-03  
 Well Name: ew-1 Sampled by: EP  
 Total depth of well (feet): 28.45 Well diameter (inches): 4  
 Depth to water before sampling (feet): 16.20  
 Thickness of floating product if any: -  
 Depth of well casing in water (feet): 11.75  
 Number of gallons per well casing volume (gallons): 7.6  
 Number of well casing volumes to be removed: 3  
 Req'd volume of groundwater to be purged before sampling (gallons): 23  
 Equipment used to purge the well: sub pump  
 Time Evacuation Began: 800 Time Evacuation Finished: 830  
 Approximate volume of groundwater purged: 23  
 Did the well go dry?: no After how many gallons: -  
 Time samples were collected: 840  
 Depth to water at time of sampling: -  
 Percent recovery at time of sampling: bailer  
 Samples collected with: bailer  
 Sample color: clear Odor: strang  
 Description of sediment in sample: silt / f sand

## CHEMICAL DATA

Volume Purged	Temp	pH	Conductivity
<u>1</u>	<u>62.4</u>	<u>6.99</u>	<u>609</u>
<u>2</u>	<u>62.0</u>	<u>6.84</u>	<u>603</u>
<u>3</u>	<u>61.8</u>	<u>6.78</u>	<u>598</u>

## SAMPLES COLLECTED

Sample	# of containers	Volume & type container	Pres	Iced?	Analysis
<u>ew-1</u>	<u>3</u>	<u>40 ml VOA</u>	<u>x</u>	<u>x</u>	

## **APPENDIX B**

Certified Analytical Report  
and  
Chain of Custody Documentation

**Aqua Science Engineers, Inc.**

February 07, 2003

208 West El Pintado  
Danville, CA 94526

Attn.: Erik Paddleford

Project#: 3412

Project: Chan Auto


Attached is our report for your samples received on 01/30/2003 15:00  
This report has been reviewed and approved for release. Reproduction of this report  
is permitted only in its entirety.

Please note that any unused portion of the samples will be discarded after  
03/16/2003 unless you have requested otherwise.

We appreciate the opportunity to be of service to you. If you have any questions,  
please call me at (925) 484-1919.

You can also contact me via email. My email address is: [vvancil@stl-inc.com](mailto:vvancil@stl-inc.com)

Sincerely,



Vincent Vancil  
Project Manager

Severn Trent Laboratories, Inc.

STL San Francisco \* 1220 Quarry Lane, Pleasanton, CA 94566

Tel 925 484 1919 Fax 925 484 1096 \* [www.stl-inc.com](http://www.stl-inc.com) \* CA DHS ELAP# 2496

**Gas/BTEX Compounds by 8015M/8021**

Aqua Science Engineers, Inc.

Attn.: Erik Paddleford

208 West El Pintado

Danville, CA 94526

Phone: (925) 820-9391 Fax: (925) 837-4853

Project: 3412

Chan Auto

Received: 01/30/2003 15:00

**Samples Reported**

Sample Name	Date Sampled	Matrix	Lab #
MW-1	01/29/2003 09:10	Water	1
MW-3	01/29/2003 09:45	Water	2
MW-4	01/29/2003 07:50	Water	3
MW-5	01/29/2003 10:25	Water	4
EW-1	01/29/2003 08:40	Water	5

Severn Trent Laboratories, Inc.

STL San Francisco \* 1220 Quarry Lane, Pleasanton, CA 94566

Tel 925 484 1919 Fax 925 484 1096 \* www.stl-inc.com \* CA DHS ELAP# 2496

02/07/2003 16:34

**Gas/BTEX Compounds by 8015M/8021**

Aqua Science Engineers, Inc.

Attn.: Erik Paddleford

208 West El Pintado

Danville, CA 94526

Phone: (925) 820-9391 Fax: (925) 837-4853

Project: 3412

Chan Auto

Received: 01/30/2003 15:00

Prep(s):	5030	Test(s):	8015M
	5030		8021B
Sample ID:	MW-1	Lab ID:	2003-01-0568 - 1
Sampled:	01/29/2003 09:10	Extracted:	2/5/2003 16:38
Matrix:	Water	QC Batch#:	2003/02/05-01.05

Compound	Conc.	RL	Unit	Dilution	Analyzed	Flag
Gasoline	26000	10000	ug/L	200.00	02/05/2003 16:38	dp
Benzene	2400	100	ug/L	200.00	02/05/2003 16:38	
Toluene	ND	100	ug/L	200.00	02/05/2003 16:38	
Ethyl benzene	310	100	ug/L	200.00	02/05/2003 16:38	
Xylene(s)	520	100	ug/L	200.00	02/05/2003 16:38	
MTBE	20000	1000	ug/L	200.00	02/05/2003 16:38	
<b>Surrogates(s)</b>						
Trifluorotoluene	98.2	58-124	%	200.00	02/05/2003 16:38	
4-Bromofluorobenzene-FID	84.7	50-150	%	200.00	02/05/2003 16:38	

**Gas/BTEX Compounds by 8015M/8021**

Aqua Science Engineers, Inc.

Attn.: Erik Paddleford

208 West El Pintado

Danville, CA 94526

Phone: (925) 820-9391 Fax: (925) 837-4853

Project: 3412

Chan Auto

Received: 01/30/2003 15:00

Prep(s): 5030  
5030  
Sample ID: MW-3  
Sampled: 01/29/2003 09:45  
Matrix: Water  
Test(s): 8015M  
8021B  
Lab ID: 2003-01-0568 - 2  
Extracted: 2/7/2003 12:22  
QC Batch#: 2003/02/07-01.05

Compound	Conc.	RL	Unit	Dilution	Analyzed	Flag
Gasoline	1800	1000	ug/L	20.00	02/07/2003 12:22	g
Benzene	ND	10	ug/L	20.00	02/07/2003 12:22	
Toluene	ND	10	ug/L	20.00	02/07/2003 12:22	
Ethyl benzene	ND	10	ug/L	20.00	02/07/2003 12:22	
Xylene(s)	ND	10	ug/L	20.00	02/07/2003 12:22	
MTBE	2300	100	ug/L	20.00	02/07/2003 12:22	
<b>Surrogates(s)</b>						
Trifluorotoluene	100.4	58-124	%	20.00	02/07/2003 12:22	
4-Bromofluorobenzene-FID	85.1	50-150	%	20.00	02/07/2003 12:22	

**Gas/BTEX Compounds by 8015M/8021**

Aqua Science Engineers, Inc.

Attn.: Erik Paddleford

208 West El Pintado

Danville, CA 94526

Phone: (925) 820-9391 Fax: (925) 837-4853

Project: 3412

Chan Auto

Received: 01/30/2003 15:00

Prep(s):	5030	Test(s):	8015M
	5030		8021B
Sample ID:	MW-4	Lab ID:	2003-01-0568 - 3
Sampled:	01/29/2003 07:50	Extracted:	2/6/2003 14:53
Matrix:	Water	QC Batch#:	2003/02/06-01.05

Compound	Conc.	RL	Unit	Dilution	Analyzed	Flag
Gasoline	530	100	ug/L	2.00	02/06/2003 14:53	g
Benzene	ND	1.0	ug/L	2.00	02/06/2003 14:53	
Toluene	ND	1.0	ug/L	2.00	02/06/2003 14:53	
Ethyl benzene	ND	1.0	ug/L	2.00	02/06/2003 14:53	
Xylene(s)	ND	1.0	ug/L	2.00	02/06/2003 14:53	
MTBE	190	10	ug/L	2.00	02/06/2003 14:53	
<b>Surrogates(s)</b>						
Trifluorotoluene	95.1	58-124	%	2.00	02/06/2003 14:53	
4-Bromofluorobenzene-FID	87.7	50-150	%	2.00	02/06/2003 14:53	

Severn Trent Laboratories, Inc.

STL San Francisco \* 1220 Quarry Lane, Pleasanton, CA 94566

Tel 925 484 1919 Fax 925 484 1096 \* www.stl-inc.com \* CA DHS ELAP# 2496

02/07/2003 16:34



**Gas/BTEX Compounds by 8015M/8021**

Aqua Science Engineers, Inc.

Attn.: Erik Paddleford

208 West El Pintado

Danville, CA 94526

Phone: (925) 820-9391 Fax: (925) 837-4853

Project: 3412

Chan Auto

Received: 01/30/2003 15:00

Prep(s): 5030  
5030  
Sample ID: MW-5  
Sampled: 01/29/2003 10:25  
Matrix: Water  
Test(s): 8015M  
8021B  
Lab ID: 2003-01-0568 - 4  
Extracted: 2/6/2003 15:26  
QC Batch#: 2003/02/06-01.05

Compound	Conc.	RL	Unit	Dilution	Analyzed	Flag
Gasoline	17000	2500	ug/L	50.00	02/06/2003 15:26	
Benzene	2100	25	ug/L	50.00	02/06/2003 15:26	
Toluene	1400	25	ug/L	50.00	02/06/2003 15:26	
Ethyl benzene	380	25	ug/L	50.00	02/06/2003 15:26	
Xylene(s)	1400	25	ug/L	50.00	02/06/2003 15:26	
MTBE	ND	250	ug/L	50.00	02/06/2003 15:26	
<b>Surrogates(s)</b>						
Trifluorotoluene	98.0	58-124	%	50.00	02/06/2003 15:26	
4-Bromofluorobenzene-FID	89.4	50-150	%	50.00	02/06/2003 15:26	

**Gas/BTEX Compounds by 8015M/8021**

Aqua Science Engineers, Inc.

Attn.: Erik Paddleford

208 West El Pintado

Danville, CA 94526

Phone: (925) 820-9391 Fax: (925) 837-4853

Project: 3412

Chan Auto

Received: 01/30/2003 15:00

Prep(s):	5030	Test(s):	8015M
	5030		8021B
Sample ID:	EW-1	Lab ID:	2003-01-0568 - 5
Sampled:	01/29/2003 08:40	Extracted:	2/5/2003 22:32
Matrix:	Water	QC Batch#:	2003/02/05-01.05

Compound	Conc.	RL	Unit	Dilution	Analyzed	Flag
Gasoline	12000	2500	ug/L	50.00	02/05/2003 22:32	dp
Benzene	860	25	ug/L	50.00	02/05/2003 22:32	
Toluene	73	25	ug/L	50.00	02/05/2003 22:32	
Ethyl benzene	130	25	ug/L	50.00	02/05/2003 22:32	
Xylene(s)	500	25	ug/L	50.00	02/05/2003 22:32	
MTBE	4500	250	ug/L	50.00	02/05/2003 22:32	
<b>Surrogates(s)</b>						
Trifluorotoluene	77.6	58-124	%	50.00	02/05/2003 22:32	
4-Bromofluorobenzene-FID	76.8	50-150	%	50.00	02/05/2003 22:32	

**Gas/BTEX Compounds by 8015M/8021**

Aqua Science Engineers, Inc.

Attn.: Erik Paddleford

208 West El Pintado

Danville, CA 94526

Phone: (925) 820-9391 Fax: (925) 837-4853

Project: 3412

Chan Auto

Received: 01/30/2003 15:00

**Batch QC Report**

Prep(s): 5030

Method Blank

MB: 2003/02/05-01.05-005

Water

Test(s): 8015M

QC Batch # 2003/02/05-01.05

Date Extracted: 02/05/2003 10:00

Compound	Conc.	RL	Unit	Analyzed	Flag
Gasoline	ND	50	ug/L	02/05/2003 10:00	
Benzene	ND	0.5	ug/L	02/05/2003 10:00	
Toluene	ND	0.5	ug/L	02/05/2003 10:00	
Ethyl benzene	ND	0.5	ug/L	02/05/2003 10:00	
Xylene(s)	ND	0.5	ug/L	02/05/2003 10:00	
MTBE	ND	5.0	ug/L	02/05/2003 10:00	
<b>Surrogates(s)</b>					
Trifluorotoluene	89.6	58-124	%	02/05/2003 10:00	
4-Bromofluorobenzene-FID	88.9	50-150	%	02/05/2003 10:00	

Severn Trent Laboratories, Inc.

STL San Francisco \* 1220 Quarry Lane, Pleasanton, CA 94566

Tel 925 484 1919 Fax 925 484 1096 \* www.stl-inc.com \* CA DHS ELAP# 2496

02/07/2003 16:34

**Gas/BTEX Compounds by 8015M/8021**

Aqua Science Engineers, Inc.

Attn.: Erik Paddleford

208 West El Pintado  
Danville, CA 94526  
Phone: (925) 820-9391 Fax: (925) 837-4853

Project: 3412  
Chan Auto

Received: 01/30/2003 15:00

**Batch QC Report**

Prep(s): 5030  
Method Blank  
MB: 2003/02/06-01.05-011

**Water**

Test(s): 8015M  
QC Batch # 2003/02/06-01.05  
Date Extracted: 02/06/2003 13:41

Compound	Conc.	RL	Unit	Analyzed	Flag
Gasoline	ND	50	ug/L	02/06/2003 13:41	
Benzene	ND	0.5	ug/L	02/06/2003 13:41	
Toluene	ND	0.5	ug/L	02/06/2003 13:41	
Ethyl benzene	ND	0.5	ug/L	02/06/2003 13:41	
Xylene(s)	ND	0.5	ug/L	02/06/2003 13:41	
MTBE	ND	5.0	ug/L	02/06/2003 13:41	
<b>Surrogates(s)</b>					
Trifluorotoluene	98.7	58-124	%	02/06/2003 13:41	
4-Bromofluorobenzene-FID	89.6	50-150	%	02/06/2003 13:41	

**Gas/BTEX Compounds by 8015M/8021**

Aqua Science Engineers, Inc.

Attn.: Erik Paddleford

208 West El Pintado

Danville, CA 94526

Phone: (925) 820-9391 Fax: (925) 837-4853

Project: 3412

Chan Auto

Received: 01/30/2003 15:00

**Batch QC Report**

Prep(s): 5030

Method Blank

MB: 2003/02/07-01.05-004

Water

Test(s): 8015M

QC Batch # 2003/02/07-01.05

Date Extracted: 02/07/2003 09:34

Compound	Conc.	RL	Unit	Analyzed	Flag
Gasoline	ND	50	ug/L	02/07/2003 09:34	
Benzene	ND	0.5	ug/L	02/07/2003 09:34	
Toluene	ND	0.5	ug/L	02/07/2003 09:34	
Ethyl benzene	ND	0.5	ug/L	02/07/2003 09:34	
Xylene(s)	ND	0.5	ug/L	02/07/2003 09:34	
MTBE	ND	5.0	ug/L	02/07/2003 09:34	
<b>Surrogates(s)</b>					
Trifluorotoluene	98.2	58-124	%	02/07/2003 09:34	
4-Bromofluorobenzene-FID	87.9	50-150	%	02/07/2003 09:34	

**Gas/BTEX Compounds by 8015M/8021**

Aqua Science Engineers, Inc.

Attn.: Erik Paddleford

208 West El Pintado  
Danville, CA 94526  
Phone: (925) 820-9391 Fax: (925) 837-4853

Project: 3412  
Chan Auto

Received: 01/30/2003 15:00

**Batch QC Report**

Prep(s): 5030

Test(s): 8021B

Laboratory Control Spike

Water

QC Batch # 2003/02/05-01.05

LCS 2003/02/05-01.05-006

Extracted: 02/05/2003

Analyzed: 02/05/2003 10:33

LCSD 2003/02/05-01.05-007

Extracted: 02/05/2003

Analyzed: 02/05/2003 11:05

Compound	Conc. ug/L		Exp. Conc.	Recovery		RPD	Ctrl. Limits %		Flags	
	LCS	LCSD		LCS	LCSD		%	Rec.	RPD	LCS
Benzene	97.4	105	100.0	97.4	105.0	7.5	77-123	20		
Toluene	97.9	105	100.0	97.9	105.0	7.0	78-122	20		
Ethyl benzene	96.2	101	100.0	96.2	101.0	4.9	70-130	20		
Xylene(s)	289	302	300	96.3	100.7	4.5	75-125	20		
<b>Surrogates(s)</b>										
Trifluorotoluene	454	515	500	90.8	103.0		58-124			

Severn Trent Laboratories, Inc.

STL San Francisco \* 1220 Quarry Lane, Pleasanton, CA 94566

Tel 925 484 1919 Fax 925 484 1096 \* www.stl-inc.com \* CA DHS ELAP# 2496

02/07/2003 16:34

**Gas/BTEX Compounds by 8015M/8021**

Aqua Science Engineers, Inc.  
Attn.: Erik Paddleford

208 West El Pintado  
Danville, CA 94526  
Phone: (925) 820-9391 Fax: (925) 837-4853

Project: 3412  
Chan Auto

Received: 01/30/2003 15:00

**Batch QC Report**

Prep(s): 5030

Test(s): 8015M

Laboratory Control Spike

Water

QC Batch # 2003/02/05-01.05

LCS 2003/02/05-01.05-008

Extracted: 02/05/2003

Analyzed: 02/05/2003 11:37

LCSD 2003/02/05-01.05-009

Extracted: 02/05/2003

Analyzed: 02/05/2003 12:09

Compound	Conc. ug/L		Exp.Conc.	Recovery		RPD	Ctrl.Limits %		Flags	
	LCS	LCSD		LCS	LCSD		%	Rec.	RPD	LCS
Gasoline	495	527	500	99.0	105.4	6.3	75-125	20		
<i>Surrogates(s)</i>										
4-Bromofluorobenzene-FID	441	457	500	88.2	91.4		50-150			

Severn Trent Laboratories, Inc.

STL San Francisco \* 1220 Quarry Lane, Pleasanton, CA 94566

Tel 925 484 1919 Fax 925 484 1096 \* www.stl-inc.com \* CA DHS ELAP# 2496

02/07/2003 16:34

**Gas/BTEX Compounds by 8015M/8021**

Aqua Science Engineers, Inc.

Attn.: Erik Paddleford

208 West El Pintado

Danville, CA 94526

Phone: (925) 820-9391 Fax: (925) 837-4853

Project: 3412

Chan Auto

Received: 01/30/2003 15:00

**Batch QC Report**

Prep(s): 5030

Test(s): 8021B

Laboratory Control Spike

Water

QC Batch # 2003/02/06-01.05

LCS 2003/02/06-01.05-007

Extracted: 02/06/2003

Analyzed: 02/06/2003 11:32

LCSD 2003/02/06-01.05-008

Extracted: 02/06/2003

Analyzed: 02/06/2003 12:04

Compound	Conc. ug/L		Exp.Conc.	Recovery		RPD	Ctrl.Limits %		Flags	
	LCS	LCSD		LCS	LCSD		%	Rec.	RPD	LCS
Benzene	101	101	100.0	101.0	101.0	0.0	77-123	20		
Toluene	103	100	100.0	103.0	100.0	3.0	78-122	20		
Ethyl benzene	100	96.2	100.0	100.0	96.2	3.9	70-130	20		
Xylene(s)	300	289	300	100.0	96.3	3.8	75-125	20		
<b>Surrogates(s)</b>										
Trifluorotoluene	482	489	500	96.4	97.8		58-124			

Severn Trent Laboratories, Inc.

STL San Francisco \* 1220 Quarry Lane, Pleasanton, CA 94566

Tel 925 484 1919 Fax 925 484 1096 \* www.stl-inc.com \* CA DHS ELAP# 2496

02/07/2003 16:34



**Gas/BTEX Compounds by 8015M/8021**

Aqua Science Engineers, Inc.

Attn.: Erik Paddleford

208 West El Pintado  
Danville, CA 94526  
Phone: (925) 820-9391 Fax: (925) 837-4853

Project: 3412  
Chan Auto

Received: 01/30/2003 15:00

**Batch QC Report**

Prep(s): 5030

Test(s): 8015M

Laboratory Control Spike

Water

QC Batch # 2003/02/06-01.05

LCS 2003/02/06-01.05-009

Extracted: 02/06/2003

Analyzed: 02/06/2003 12:37

LCSD 2003/02/06-01.05-010

Extracted: 02/06/2003

Analyzed: 02/06/2003 13:09

Compound	Conc. ug/L		Exp. Conc.	Recovery		RPD	Ctrl. Limits %		Flags	
	LCS	LCSD		LCS	LCSD		%	Rec.	RPD	LCS
Gasoline	550	496	500	110.0	99.2	10.3	75-125	20		
<b>Surrogates(s)</b>										
4-Bromofluorobenzene-FID	473	434	500	94.6	86.8		50-150			

Severn Trent Laboratories, Inc.

STL San Francisco \* 1220 Quarry Lane, Pleasanton, CA 94566

Tel 925 484 1919 Fax 925 484 1096 \* www.stl-inc.com \* CA DHS ELAP# 2496

02/07/2003 16:34

**Gas/BTEX Compounds by 8015M/8021**

Aqua Science Engineers, Inc.

Attn.: Erik Paddleford

208 West El Pintado  
Danville, CA 94526  
Phone: (925) 820-9391 Fax: (925) 837-4853

Project: 3412  
Chan Auto

Received: 01/30/2003 15:00

**Batch QC Report**

Prep(s): 5030

Test(s): 8021B

**Laboratory Control Spike**

**Water**

**QC Batch # 2003/02/07-01:05**

LCS: 2003/02/07-01.05-005

Extracted: 02/07/2003

Analyzed: 02/07/2003 10:06

LCSD: 2003/02/07-01.05-006

Extracted: 02/07/2003

Analyzed: 02/07/2003 10:38

Compound	Conc. ug/L		Exp. Conc.	Recovery		RPD	Ctrf. Limits %			Flags	
	LCS	LCSD		LCS	LCSD		%	Rec	RPD	LCS	LCSD
Benzene	104	106	100.0	104.0	106.0	1.9	77-123	20			
Toluene	104	106	100.0	104.0	106.0	1.9	78-122	20			
Ethyl benzene	101	104	100.0	101.0	104.0	2.9	70-130	20			
Xylene(s)	303	310	300	101.0	103.3	2.3	75-125	20			
<b>Surrogates(s)</b>											
Trifluorotoluene	494	483	500	98.8	96.6		58-124				

Severn Trent Laboratories, Inc.

STL San Francisco \* 1220 Quarry Lane, Pleasanton, CA 94566

Tel 925 484 1919 Fax 925 484 1096 \* www.stl-inc.com \* CA DHS ELAP# 2496

02/07/2003 16:34

**Gas/BTEX Compounds by 8015M/8021**

Aqua Science Engineers, Inc.

Attn.: Erik Paddleford

208 West El Pintado  
Danville, CA 94526  
Phone: (925) 820-9391 Fax: (925) 837-4853

Project: 3412  
Chan Auto

Received: 01/30/2003 15:00

**Batch QC Report**

Prep(s): 5030

Test(s): 8015M

Laboratory Control Spike

Water

QC Batch # 2003/02/07-01.05

LCS 2003/02/07-01.05-007

Extracted: 02/07/2003

Analyzed: 02/07/2003 11:10

LCSD 2003/02/07-01.05-008

Extracted: 02/07/2003

Analyzed: 02/07/2003 11:43

Compound	Conc. ug/L		Exp. Conc.	Recovery		RPD %	Ctrl. Limits %		Flags	
	LCS	LCSD		LCS	LCSD		Rec.	RPD	LCS	LCSD
Gasoline	493	539	500	98.6	107.8	8.9	75-125	20		
<b>Surrogates(s)</b>										
4-Bromofluorobenzene-FID	436	464	500	87.2	92.8		50-150			

Severn Trent Laboratories, Inc.

STL San Francisco \* 1220 Quarry Lane, Pleasanton, CA 94566

Tel 925 484 1919 Fax 925 484 1096 \* www.stl-inc.com \* CA DHS ELAP# 2496

02/07/2003 16:34

**Gas/BTEX Compounds by 8015M/8021**

Aqua Science Engineers, Inc.

Attn.: Erik Paddleford

208 West El Pintado

Danville, CA 94526

Phone: (925) 820-9391 Fax: (925) 837-4853

Project: 3412

Chan Auto

Received: 01/30/2003 15:00

---

**Legend and Notes**

---

**Result Flag**

dp

Sample contains discrete peak in addition to gasoline.

g

Hydrocarbon reported in the gasoline range does not match our gasoline standard.

Severn Trent Laboratories, Inc.

STL San Francisco \* 1220 Quarry Lane, Pleasanton, CA 94566

Tel 925 484 1919 Fax 925 484 1096 \* www.stl-inc.com \* CA DHS ELAP# 2496

02/07/2003 16:34

**2003-01-0568**

Report To					Analysis Request																
Attn: <u>E Paddelfind</u>					TPH EPA <input checked="" type="checkbox"/> 8015/8021 <input type="checkbox"/> 8260B <input checked="" type="checkbox"/> Gas w/ <input checked="" type="checkbox"/> BTEX <input checked="" type="checkbox"/> MTBE Purgeable Aromatics BTEX EPA - <input type="checkbox"/> 8021 <input type="checkbox"/> 8260B TEPH EPA 8015M <input type="checkbox"/> Silica Gel <input type="checkbox"/> Diesel <input type="checkbox"/> Motor Oil <input type="checkbox"/> Other Fuel Tests EPA 8260B: <input type="checkbox"/> Gas <input type="checkbox"/> BTEX <input type="checkbox"/> Five Oxygenates <input type="checkbox"/> DCA, ED6 <input type="checkbox"/> Ethanol Purgeable Halocarbons (HVOCS) EPA 8021 Volatile Organics GC/MS (VOCs) <input type="checkbox"/> EPA 8260B <input type="checkbox"/> 624 Semivolatiles GC/MS <input type="checkbox"/> EPA 8270 <input type="checkbox"/> 625 Oil and Grease <input type="checkbox"/> Petroleum (EPA 1664) <input type="checkbox"/> Total Pesticides <input type="checkbox"/> EPA 8081 <input type="checkbox"/> 608 <input type="checkbox"/> PCBs <input type="checkbox"/> EPA 8082 <input type="checkbox"/> 608 PNAs by <input type="checkbox"/> 8270 <input type="checkbox"/> 8310 CAM17 Metals (EPA 5010/7470/7471) Metals: <input type="checkbox"/> Lead <input type="checkbox"/> LUFT <input type="checkbox"/> RCRA <input type="checkbox"/> Other <input type="checkbox"/> W.E.T (STLC) <input type="checkbox"/> TCLP <input type="checkbox"/> Hexavalent Chromium pH (24h hold time for H <sub>2</sub> O) <input type="checkbox"/> Spec Cond. <input type="checkbox"/> Alkalinity <input type="checkbox"/> TSS <input type="checkbox"/> TDS Anions: <input type="checkbox"/> Cl <input type="checkbox"/> SO <sub>4</sub> <input type="checkbox"/> NO <sub>3</sub> <input type="checkbox"/> F <input type="checkbox"/> Br <input type="checkbox"/> NO <sub>2</sub> <input type="checkbox"/> PO <sub>4</sub>	Company: <u>ASE</u>					Bill To:					Sampled By:					Number of Containers
Address: <u>Danville, CA</u>						Phone: <u>925-820-9391</u> Email:					Attn:					Phone:					
Sample ID	Date	Time	Mat rix	Pres erv.																	
<u>MW-1</u>	<u>1/29/03</u>	<u>910</u>	<u>W</u>	<u>HCl</u>																	
<u>MW-3</u>	↓	<u>945</u>	↓	↓																	
<u>MW-4</u>	↓	<u>750</u>	↓	↓																	
<u>MW-5</u>	↓	<u>1025</u>	↓	↓																	
<u>EW-1</u>	↓	<u>840</u>	↓	↓																	

Project Info.		Sample Receipt	
Project Name: <u>Chan Auto</u>		# of Containers:	
Project#: <u>3412</u>		Head Space:	
PO#:		Temp: <u>4.9</u>	
Credit Card#:		Conforms to record:	
T	<input checked="" type="checkbox"/> Std 5 Day	<input type="checkbox"/> 72h	<input type="checkbox"/> 48h
A		<input type="checkbox"/> 24h	Other:
T			
Report: <input type="checkbox"/> Routine <input type="checkbox"/> Level 3 <input type="checkbox"/> Level 4 <input type="checkbox"/> EDD <input type="checkbox"/> State Tank Fund EDF <input type="checkbox"/> Global ID			
Special Instructions / Comments:			

1) Relinquished by:  
E Paddelfind 1500  
Signature Time  
E Paddelfind 1/30/03  
Printed Name Date  
ASE  
Company

1) Received by:  
Signature Time  
Printed Name Date  
Company

2) Relinquished by:  
Signature Time  
Printed Name Date  
Company

2) Received by:  
Signature Time  
Printed Name Date  
Company

3) Relinquished by:  
Signature Time  
Printed Name Date  
Company

3) Received by:  
C Rowley 1500  
Signature Time  
Rowley 01/30/03  
Printed Name Date  
STR  
Company

STL San Francisco

### Sample Receipt Checklist

Submission #: 2003- 01 - 0568

Checklist completed by: (initials) DSH Date: 01/30/03

Courier name:  STL San Francisco  Client \_\_\_\_\_

Custody seals intact on shipping container/samples

Yes \_\_\_ No \_\_\_ Not Present

Chain of custody present?

Yes  No \_\_\_

Chain of custody signed when relinquished and received?

Yes  No \_\_\_

Chain of custody agrees with sample labels?

Yes  No \_\_\_

Samples in proper container/bottle?

Yes  No \_\_\_

Sample containers intact?

Yes  No \_\_\_

Sufficient sample volume for indicated test?

Yes  No \_\_\_

All samples received within holding time?

Yes  No \_\_\_

Container/Temp Blank temperature in compliance ( $4^{\circ}C \pm 2$ )?

Temp: 4.9°C Yes  No \_\_\_

Water - VOA vials have zero headspace?

No VOA vials submitted ~~Yes~~  Yes  No \_\_\_  
*DSH*

(if bubble is present, refer to approximate bubble size and itemize in comments as S (small ~O), M (medium ~ O) or L (large ~ O))

Water - pH acceptable upon receipt?  Yes  No

pH adjusted- Preservative used:  HNO<sub>3</sub>  HCl  H<sub>2</sub>SO<sub>4</sub>  NaOH  ZnOAc

For any item check-listed "No", provided detail of discrepancy in comment section below:

**Comments:**

---

---

**Project Management [Routing for instruction of indicated discrepancy(ies)]**

Project Manager: (initials) \_\_\_\_\_ Date: \_\_\_\_/\_\_\_\_/03

Client contacted:  Yes  No

Summary of discussion:

---

---

Corrective Action (per PM/Client):

---

---