



April 29, 2002

Ro 321

Call Robert - see who's going on

MAY 16 2002

QUARTERLY GROUNDWATER MONITORING REPORT
APRIL 2002 GROUNDWATER SAMPLING
ASE JOB NO. 3412

at
Former Chan's Shell Station
726 Harrison Street
Oakland, CA 94602

Prepared by:
AQUA SCIENCE ENGINEERS, INC.
208 W. El Pintado
Danville, CA 94526
(925) 820-9391

1.0 INTRODUCTION

Site Location (Site), See Figure 1

Former Chan's Shell Station
726 Harrison Street
Oakland, CA 94602
(510) 444-6583

MAY 16 2002

Responsible Party

Kin Chan
4328 Edgewood Avenue
Oakland, CA 94602

Environmental Consulting Firm

Aqua Science Engineers, Inc. (ASE)
208 W. El Pintado
Danville, CA 94526
Contact: Robert Kitay, Senior Geologist
(925) 820-9391

Agency Review

Contact: Mr. Barney Chan
Alameda County Health Care Services Agency (ACHCSA)
1131 Harbor Bay Pkwy., Suite 250
Alameda, CA 94502
(510) 567-6700

California Regional Water Quality Control Board (RWQCB)

San Francisco Bay Region
1515 Clay Street, Suite 1400
Oakland, CA 94612
Contact: Mr. Chuck Headlee
(510) 622-2433

The following is a report detailing the results of the April 2002 quarterly groundwater sampling at the former Chan's Shell Station. This sampling was conducted as required by the ACHCSA and RWQCB. ASE has prepared this report on behalf of Kin Chan, property owner. This report is intended to supplement the ASE report: "Report of Soil and Groundwater Assessment" dated January 8, 1999.

2.0 GROUNDWATER FLOW DIRECTION AND GRADIENT

On April 11, 2002, ASE measured the depth to groundwater in five site monitoring wells and one site extraction well using an electric water level sounder. The surface of the groundwater was also checked for the presence of free-floating hydrocarbons or sheen. No free-floating hydrocarbons or sheen were observed in any site well. Groundwater elevation data is presented in Table One. A groundwater potentiometric surface map is presented as Figure 2. The groundwater flow direction is generally to the south/southwest with a gradient of approximately 0.011-feet/foot.

3.0 GROUNDWATER SAMPLE COLLECTION AND ANALYSIS

Prior to sampling, monitoring wells MW-1, MW-3, MW-4, MW-5, and extraction well EW-1 were purged of four well casing volumes of groundwater using dedicated polyethylene bailers or a submersible pump. Groundwater monitoring well MW-2 is no longer being sampled at the site in accordance with ASE's recommendation in the April 2001 quarterly groundwater monitoring report and the May 14, 2001 letter from the ACHCSA. Petroleum hydrocarbon odors were noted during the purging and sampling of monitoring wells MW-1, MW-4, MW-5, and extraction well EW-1. The parameters pH, temperature, and conductivity were monitored during the well purging, and samples were not collected until these parameters stabilized. Groundwater samples were collected from each well using dedicated polyethylene bailers. The samples were decanted from the bailers into 40-ml volatile organic analysis (VOA) vials, pre-preserved with hydrochloric acid. The samples were capped without headspace, labeled, and placed in coolers with wet ice for transport to Severn Trent Laboratories (STL) ~~San Francisco~~, of Pleasanton California (ELAP #1049) under appropriate chain-of-custody documentation. Well sampling field logs are presented in Appendix A.

The well purge water was placed into 55-gallon steel drums, labeled, and left on-site for temporary storage until proper off-site disposal could be arranged.

The groundwater samples were analyzed by STL San Francisco for total petroleum hydrocarbons as gasoline (TPH-G) by EPA Method 5030/8015M, benzene, toluene, ethylbenzene and total xylenes (collectively known as BTEX) by EPA Method 8020 and methyl tertiary butyl ether (MTBE) by EPA Method 8020. The analytical results for this and previous sampling

periods are presented in Table Two. The certified analytical report and chain-of-custody documentation are included as Appendix B.

4.0 CONCLUSIONS

The groundwater samples collected from monitoring well MW-1 contained 41,000 parts per billion (ppb) TPH-G, 2,700 ppb benzene, 210 ppb toluene, 340 ppb ethyl benzene, 380 ppb total xylenes, and 30,000 ppb MTBE. The groundwater samples collected from monitoring well MW-3 contained 2,600 ppb TPH-G, 21 ppb benzene, 16 ppb toluene, 21 ppb total xylenes, and 2,300 ppb MTBE. The groundwater samples collected from monitoring well MW-4 contained 1,100 ppb TPH-G and 550 ppb MTBE. The groundwater samples collected from monitoring well MW-5 contained 23,000 ppb TPH-G, 2,700 ppb benzene, 980 ppb toluene, 38 ppb ethyl benzene, 950 ppb total xylenes, and 4,300 ppb MTBE. The groundwater samples collected from extraction well EW-1 contained 17,000 ppb TPH-G, 1,000 ppb benzene, 120 ppb ethyl benzene, 140 ppb total xylenes, and 9,700 ppb MTBE. The TPH-G concentration detected in monitoring well MW-4 did not match the laboratory gasoline standard.

In general, the groundwater samples had hydrocarbon concentrations consistent with previous findings. There was an increase in all hydrocarbon concentrations in the groundwater sampled from monitoring well MW-1. TPH-G and MTBE concentrations also increased in the groundwater sampled from monitoring wells MW-3 and extraction well EW-1. The TPH-G concentration also increased in the groundwater sample collected from MW-4. There was a decrease in all hydrocarbon concentrations detected in groundwater samples collected from monitoring well MW-5 this quarter.

The TPH-G, MTBE, and/or benzene concentrations that were detected in groundwater samples collected from monitoring wells MW-1, MW-3, MW-5 and extraction well EW-1 exceeded Risk Based Screening Levels (RBSLs) for those compounds as presented in the "Application of Risk-Based Screening Levels and Decision Making to Sites with Impacted Soil and Groundwater" document prepared by the California Regional Water Quality Control Board, San Francisco Bay Region dated August 2000.

5.0 RECOMMENDATIONS

ASE recommends continued groundwater monitoring on a quarterly basis. The next groundwater sampling is scheduled for July 2002.

6.0 REPORT LIMITATIONS

The results presented in this report represent the conditions at the time of the groundwater sampling, at the specific locations where the groundwater samples were collected, and for the specific parameters analyzed by the laboratory. It does not fully characterize the site for contamination resulting from sources other than the former underground storage tanks and associated plumbing at the site, or for parameters not analyzed by the laboratory. All of the laboratory work cited in this report was prepared under the direction of an independent CAL-EPA certified laboratory. The independent laboratory is solely responsible for the contents and conclusions of the chemical analysis data.

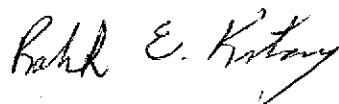
Aqua Science Engineers appreciates the opportunity to provide environmental consulting services for this project, and trust that this report meets your needs. Please feel free to call us at (925) 820-9391 if you have any questions or comments.

Respectfully submitted,


AQUA SCIENCE ENGINEERS, INC.



Erik H. Paddleford
Associate Geologist



Robert E. Kitay, R.G., R.E.A.
Senior Geologist



Attachments: Figures 1 and 2
Appendices A and B

cc: Mr. Barney Chan, Alameda County Health Care Services
Mr. Chuck Headlee, RWQCB, San Francisco Bay Region

TABLE ONE
Groundwater Elevation Data
Chan's Former Shell Station

Well ID	Date of Measurement	Top of Casing Elevation (relative to Project Datum)	Depth to Water (feet)	Groundwater Elevation (project data)
MW-1	12/15/1998	31.95	17.32	14.63
	3/4/1999		15.52	16.43
	6/17/1999		16.9	15.05
	8/27/1999		17.39	14.56
	12/9/1999		18.03	13.92
	3/7/2000		15.11	16.84
	6/7/2000		16.66	15.29
	10/11/2000		18.08	13.87
	1/18/2001		17.96	13.99
	4/5/2001		16.35	15.60
	7/17/2001	16.94	15.01	
	10/5/2001	28.98	17.35	11.63
	1/18/2002		15.40	13.58
	4/11/2002		15.76	13.22
MW-2	12/15/1998	32.40	18.03	14.37
	3/4/1999		16.11	16.29
	6/17/1999		17.72	14.68
	8/27/1999	Inaccessible		
	12/9/1999	Inaccessible		
	3/7/2000	Inaccessible		
	6/7/2000		17.67	14.73
	10/11/2000		18.91	13.49
	1/18/2001		18.66	13.74
	4/5/2001		16.97	15.43
	7/17/2001		17.54	14.86
	10/5/2001	29.44	17.98	11.46
	1/18/2002		15.87	13.57
	4/11/2002		16.36	13.08
MW-3	12/15/1998	31.61	17.26	14.35
	3/4/1999		15.47	16.14
	6/17/1999		16.92	14.69
	8/27/1999		17.40	14.21
	12/9/1999		18.01	13.60
	3/7/2000		16.15	15.46
	6/7/2000		16.85	14.76
	10/11/2000		18.07	13.54
	1/18/2001		17.89	13.72
	4/5/2001		16.21	15.40
	7/17/2001	16.90	14.71	
	10/5/2001	28.64	17.32	11.32
	1/18/2002		15.35	13.29
	4/11/2002		15.82	12.82

TABLE ONE
Groundwater Elevation Data
Chan's Former Shell Station

Well ID	Date of Measurement	Top of Casing Elevation (relative to Project Datum)	Depth to Water (feet)	Groundwater Elevation (project data)
MW-4	12/15/1998	32.53	17.59	14.94
	3/4/1999		15.88	16.65
	6/17/1999		17.14	15.39
	8/27/1999		17.65	14.88
	12/9/1999		18.28	14.25
	3/7/2000		15.41	17.12
	6/7/2000		17.09	15.44
	10/11/2000		18.33	14.20
	1/18/2001		18.23	14.30
	4/5/2001		16.69	15.84
	7/17/2001	17.32	15.21	
	10/5/2001	29.58	17.71	11.87
	1/18/2002		15.85	13.73
	4/11/2002		16.14	13.44
MW-5	8/29/2001	29.06	17.42	11.64
	1/18/2002		15.68	13.38
	4/11/2002		16.17	12.89
EW-1	1/18/2002	28.89	15.35	13.54
	4/11/2002		15.73	13.16

TABLE TWO
Certified Analytical Results for GROUNDWATER Samples
Chan's Former Shell Station
All results are in parts per billion (ppb)

Well ID & Dates Sampled	TPH-G	Benzene	Toluene	Ethyl- benzene	Total Xylenes	MTBE
MW-1						
7/3/1997	18,000	2,700	350	450	900	7,400
12/5/1998	18,000	1,500	270	260	560	14,000
3/4/1999	44,000	2,800	400	440	960	43,000
6/17/1999	33,000	2,200	250	460	660	25,000
8/27/1999	6,000	1,000	97	190	230	14,000/ 16,000*
12/9/1999	15,000	1,500	160	220	420	17,000
3/7/2000	9,300	1,500	210	66	530	12,000
6/7/2000	26,000**	1,700	< 250	360	580	30,000
10/11/2000	13,000**	1,600	< 100	140	160	19,000
1/18/2001	14,000**	450	< 100	110	230	9,600
4/5/2001	38,000	2,200	180	290	590	35,000
7/17/2001	35,000**	1,800	< 100	300	170	35,000
10/5/2001	17,000	1,500	210	420	790	27,000
1/18/2002	18,000	1,500	120	160	220	22,000
4/11/2002	41,000	2,700	210	340	380	30,000
MW-2						
12/5/1998	< 50	< 0.5	< 0.5	< 0.5	< 0.5	< 5
3/4/1999		Inaccessible due to car parked over well				
6/17/1999	< 50	< 0.5	< 0.5	< 0.5	< 0.5	< 5
8/27/1999		Inaccessible due to car parked over well				
12/9/1999		Inaccessible due to car parked over well				
3/7/2000		Inaccessible due to car parked over well				
6/7/2000	< 50	< 0.5	< 0.5	< 0.5	< 0.5	< 5.0
10/11/2000	< 50	< 0.5	< 0.5	< 0.5	< 0.5	< 5.0
1/18/2001	< 50	< 0.5	< 0.5	< 0.5	< 0.5	< 5.0
4/5/2001	< 50	< 0.5	< 0.5	< 0.5	< 0.5	< 5.0
7/17/2001		No Longer Sampled				
1/18/2002		No Longer Sampled				
MW-3						
12/5/1998	6,500	< 50	50	60	50	3,900
3/4/1999	2,800	< 25	< 25	< 25	< 25	1,600
6/17/1999	1,000	< 10	< 10	< 10	< 10	1,400
8/27/1999	230	< 0.5	0.51	0.5	1	1,500/ 1,600*
12/9/1999	870**	< 0.5	< 0.5	< 0.5	< 0.5	2,100
3/7/2000	150**	4	< 0.5	< 0.5	< 0.5	830
6/7/2000	140**	< 0.5	< 0.5	< 0.5	< 0.5	1,100
10/11/2000	620**	< 5.0	< 5.0	< 5.0	< 5.0	1,500
1/18/2001	1,200**	< 5.0	< 5.0	< 5.0	< 5.0	1,000
4/5/2001	1,700**	< 5.0	< 5.0	< 5.0	< 5.0	1,900
7/17/2001	1,400**	< 10	< 10	< 10	< 10	1,700
10/5/2001	< 1,000	< 10	< 10	< 10	< 10	1,700
1/18/2002	1,600	26	20	16	54	2,100
4/11/2002	2,600	21	16	< 10	21	2,300

TABLE TWO
Certified Analytical Results for GROUNDWATER Samples
Chan's Former Shell Station
All results are in parts per billion (ppb)

Well ID & Dates Sampled	TPH-G	Benzene	Toluene	Ethyl- benzene	Total Xylenes	MTBE
MW-4						
12/5/1998	880	3	<0.5	<0.5	<0.5	950
3/4/1999	3,800	<25	<25	<25	<25	3,700
6/17/1999	2,700	<25	<25	<25	<25	2,700
8/27/1999	440	4.7	1.1	0.58	1.3	1,600/ 1,700*
12/9/1999	1,100**	<2.5	<2.5	<2.5	<2.5	1,700
3/7/2000	<250	<2.5	<2.5	<2.5	<2.5	1,700
6/7/2000	530**	8.8	<2.5	<2.5	<2.5	440
10/11/2000	700**	3.9	<2.5	<2.5	<2.5	680
1/18/2001	2,000**	<2.5	<2.5	<2.5	<2.5	780
4/5/2001	810**	<2.5	<2.5	<2.5	<2.5	620
7/17/2001	880**	<2.5	<2.5	<2.5	<2.5	570
10/5/2001	550**	<2.5	<2.5	<2.5	<2.5	710
1/18/2002	960**	<5.0	<5.0	<5.0	<5.0	1,300
4/11/2002	1,100**	<5.0	<5.0	<5.0	<5.0	550
MW-5						
8/29/2001	14,000	1,300	470	230	800	14,000
1/18/2002	24,000	3,200	1,300	390	1,500	5,700
4/11/2002	23,000	2,700	980	38	950	4,300
EW-1						
1/18/2002	11,000	1,000	<100	220	350	6,700
4/11/2002	17,000	1,000	<100	120	140	9,700
RBSL	400	46	130	290	15	1,800

Notes:

* EPA Method 8020/EPA Method 8260 (MTBE confirmation)

** Hydrocarbon reported in the gasoline range does not match the laboratory gasoline standard

RBSL = Risk Based Screening Levels presented in the "Application of Risk-Based Screening Levels and Decision Making to Sites with Impacted Soil and Groundwater" document prepared by the California Regional Water Quality Control Board, San Francisco Bay Region.

Most current data is in **Bold**

Non-detectable concentrations noted by the less than sign (<) followed by the laboratory detection limit.



NORTH

SCALE

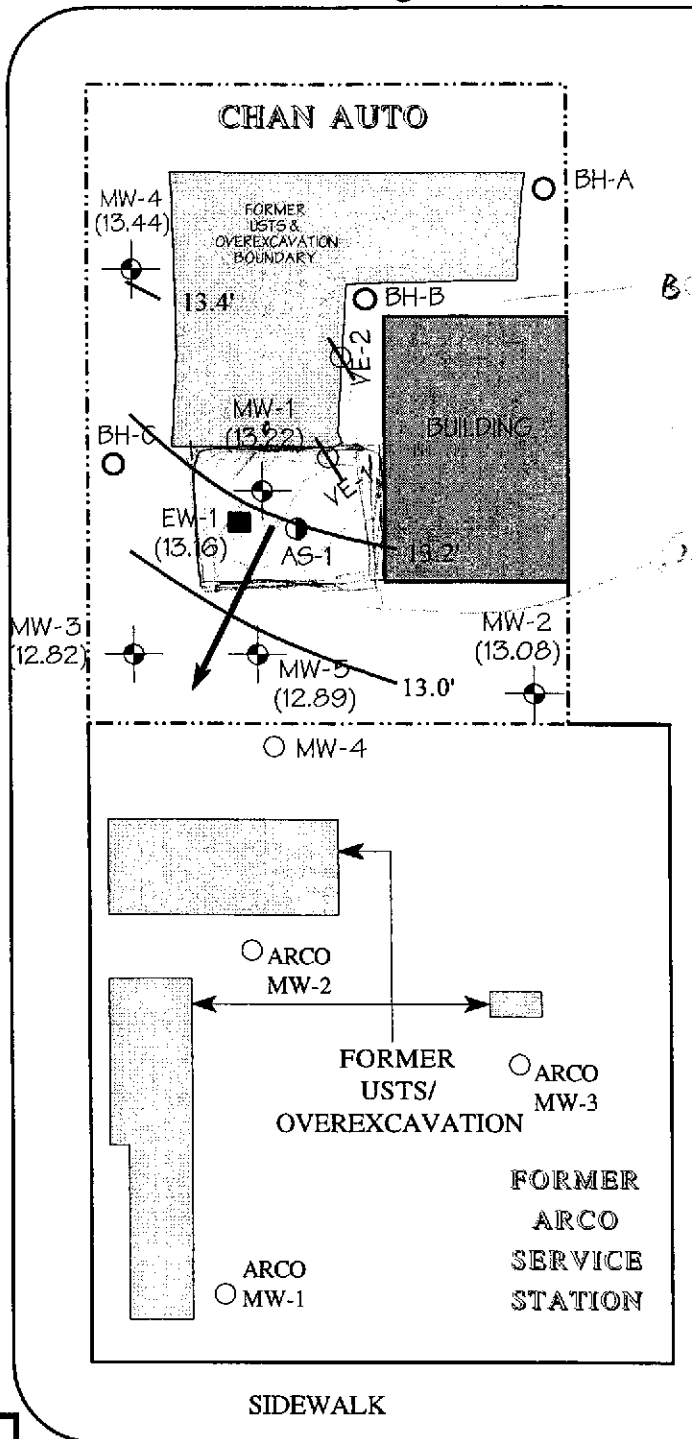
1" = 30'

8TH STREET

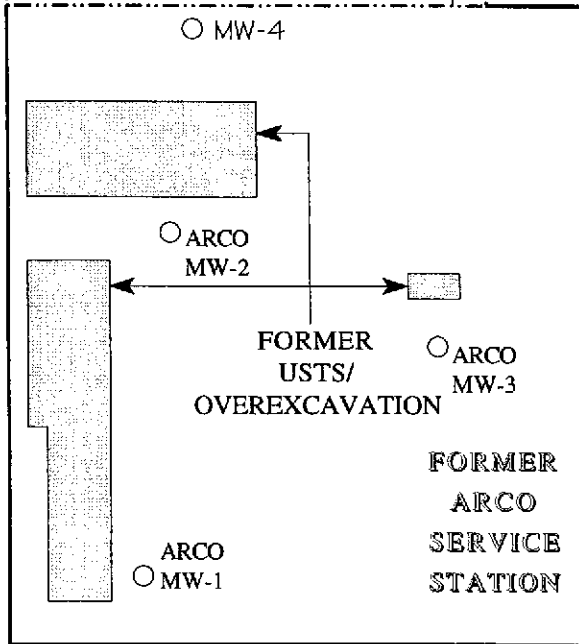
Unocal
MW-7

Unocal
MW-8

HARRISON STREET



ARCO
○ MW-7



SIDEWALK

7TH STREET

LEGEND

- Approx. Groundwater Flow Direction
- ASE Monitoring Well
- Groundwater elevation, relative to MSL
- Groundwater elevation contour

GROUNDWATER ELEVATION
CONTOUR MAP - 4/29/02

726 HARRISON STREET
OAKLAND, CALIFORNIA

AQUA SCIENCE ENGINEERS

Figure 2

APPENDIX A

Well Sampling Field Logs



WELL SAMPLING FIELD LOG

Project Name and Address: Chan Act
 Job #: 3912 Date of sampling: 7/11/02
 Well Name: MW-1 Sampled by: EP
 Total depth of well (feet): 27.21 Well diameter (inches): 2
 Depth to water before sampling (feet): ~~16.14~~ 15.76
 Thickness of floating product if any: -
 Depth of well casing in water (feet): 11.45
 Number of gallons per well casing volume (gallons): 1.8
 Number of well casing volumes to be removed: 4
 Req'd volume of groundwater to be purged before sampling (gallons): 7.2
 Equipment used to purge the well: bauler
 Time Evacuation Began: 855 Time Evacuation Finished: 910
 Approximate volume of groundwater purged: 7
 Did the well go dry?: NO After how many gallons: -
 Time samples were collected: 915
 Depth to water at time of sampling: -
 Percent recovery at time of sampling: -
 Samples collected with: bauler
 Sample color: clear gray Odor: strang
 Description of sediment in sample: Silt

CHEMICAL DATA

Volume Purged	Temp	pH	Conductivity
1	66.0	6.15	858
2	66.0	6.89	850
3	65.9	7.15	848
4	65.8	7.24	842

SAMPLES COLLECTED

Sample	# of containers	Volume & type container	Pres	Iced?	Analysis
<u>MW-1</u>	<u>3</u>	<u>40 ml VOA</u>	<u>X</u>	<u>X</u>	



WELL SAMPLING FIELD LOG

Project Name and Address: Cham Auto
Job #: 3412 Date of sampling: 4/11/02
Well Name: MW-2 Sampled by: EP
Total depth of well (feet): 27.4 Well diameter (inches): 2
Depth to water before sampling (feet): 16.36
Thickness of floating product if any: _____
Depth of well casing in water (feet): _____
Number of gallons per well casing volume (gallons): _____
Number of well casing volumes to be removed: _____
Req'd volume of groundwater to be purged before sampling (gallons): _____
Equipment used to purge the well: _____
Time Evacuation Began: _____ Time Evacuation Finished: _____
Approximate volume of groundwater purged: _____
Did the well go dry?: _____ After how many gallons: _____
Time samples were collected: _____
Depth to water at time of sampling: _____
Percent recovery at time of sampling: _____
Samples collected with: _____
Sample color: 20 Odor: _____
Description of sediment in sample: _____

CHEMICAL DATA

Volume Purged	Temp	pH	Conductivity
_____	_____	_____	_____
_____	_____	_____	_____
_____	_____	_____	_____
_____	_____	_____	_____
_____	_____	_____	_____

SAMPLED

SAMPLES COLLECTED

Sample	# of containers	Volume & type container	Pres	Iced?	Analysis
_____	_____	_____	_____	_____	_____
_____	_____	_____	_____	_____	_____
_____	_____	_____	_____	_____	_____
_____	_____	_____	_____	_____	_____
_____	_____	_____	_____	_____	_____



WELL SAMPLING FIELD LOG

Project Name and Address: Chen Auto
 Job #: 3412 Date of sampling: 4/11/02
 Well Name: MW-3 Sampled by: EP
 Total depth of well (feet): 29.66 Well diameter (inches): 2
 Depth to water before sampling (feet): 15.82
 Thickness of floating product if any: -
 Depth of well casing in water (feet): 14.31
 Number of gallons per well casing volume (gallons): 2.3
 Number of well casing volumes to be removed: 4
 Req'd volume of groundwater to be purged before sampling (gallons): 9
 Equipment used to purge the well: Dauler
 Time Evacuation Began: 1010 Time Evacuation Finished: 1035
 Approximate volume of groundwater purged: 9
 Did the well go dry?: No After how many gallons: -
 Time samples were collected: 1040
 Depth to water at time of sampling: -
 Percent recovery at time of sampling: -
 Samples collected with: bauler
 Sample color: clear/brown Odor: none
 Description of sediment in sample: silt

CHEMICAL DATA

Volume Purged	Temp	pH	Conductivity
1	67.9	6.36	582
2	68.4	6.51	590
3	69.1	6.68	591
4	69.6	6.73	591

SAMPLES COLLECTED

Sample	# of containers	Volume & type container	Pres	Iced?	Analysis
<u>MW-3</u>	<u>3</u>	<u>40 ml vial</u>	<u>X</u>	<u>X</u>	



WELL SAMPLING FIELD LOG

Project Name and Address: Chan Aho
 Job #: 3412 Date of sampling: 4/11/02
 Well Name: MW-4 Sampled by: EP
 Total depth of well (feet): 29.97 Well diameter (inches): 2
 Depth to water before sampling (feet): 16.14
 Thickness of floating product if any: -
 Depth of well casing in water (feet): 13.83
 Number of gallons per well casing volume (gallons): 2.21
 Number of well casing volumes to be removed: 4
 Req'd volume of groundwater to be purged before sampling (gallons): 8.8
 Equipment used to purge the well: bauler
 Time Evacuation Began: 830 Time Evacuation Finished: 845
 Approximate volume of groundwater purged: 8
 Did the well go dry?: No After how many gallons: -
 Time samples were collected: 850
 Depth to water at time of sampling: -
 Percent recovery at time of sampling: -
 Samples collected with: bauler
 Sample color: clear/brown Odor: slight HCl odor
 Description of sediment in sample: silt

CHEMICAL DATA

Volume Purged	Temp	pH	Conductivity
<u>1</u>	<u>65.1</u>	<u>6.42</u>	<u>1114</u>
<u>2</u>	<u>65.0</u>	<u>6.48</u>	<u>1102</u>
<u>3</u>	<u>64.9</u>	<u>6.50</u>	<u>1091</u>
<u>4</u>	<u>64.9</u>	<u>6.51</u>	<u>1084</u>

SAMPLES COLLECTED

Sample	# of containers	Volume & type container	Pres	Iced?	Analysis
<u>MW-4</u>	<u>3</u>	<u>40 ml vial</u>	<u>x</u>	<u>x</u>	



WELL SAMPLING FIELD LOG

Project Name and Address: Chen Atr
 Job #: 3412 Date of sampling: 4/11/02
 Well Name: MW-5 Sampled by: EP
 Total depth of well (feet): 28.50 Well diameter (inches): 2
 Depth to water before sampling (feet): 16.17
 Thickness of floating product if any: -
 Depth of well casing in water (feet): 12.33
 Number of gallons per well casing volume (gallons): 2
 Number of well casing volumes to be removed: 4
 Req'd volume of groundwater to be purged before sampling (gallons): 8
 Equipment used to purge the well: bailer
 Time Evacuation Began: 1050 Time Evacuation Finished: 1110
 Approximate volume of groundwater purged: 8
 Did the well go dry?: no After how many gallons: -
 Time samples were collected: 1115
 Depth to water at time of sampling: -
 Percent recovery at time of sampling: -
 Samples collected with: bailer
 Sample color: clear/gray Odor: moderate
 Description of sediment in sample: silt

CHEMICAL DATA

Volume Purged	Temp	pH	Conductivity
<u>1</u>	<u>65.2</u>	<u>5.61</u>	<u>1024</u>
<u>2</u>	<u>65.4</u>	<u>5.58</u>	<u>961</u>
<u>3</u>	<u>66.3</u>	<u>5.57</u>	<u>938</u>
<u>4</u>	<u>67.4</u>	<u>5.56</u>	<u>920</u>

SAMPLES COLLECTED

Sample	# of containers	Volume & type container	Pres	Iced?	Analysis
<u>MW-5</u>	<u>3</u>	<u>40 ml VOA</u>	<u>X</u>	<u>X</u>	



WELL SAMPLING FIELD LOG

Project Name and Address: Chan Auto
 Job #: 3412 Date of sampling: 7/11/02
 Well Name: EW-1 Sampled by: EP
 Total depth of well (feet): 28.45 Well diameter (inches): X 4
 Depth to water before sampling (feet): 15.73
 Thickness of floating product if any: -
 Depth of well casing in water (feet): 12.72
 Number of gallons per well casing volume (gallons): X 8.3
 Number of well casing volumes to be removed: 4
 Req'd volume of groundwater to be purged before sampling (gallons): X 32
 Equipment used to purge the well: boiler sub pump
 Time Evacuation Began: 920 Time Evacuation Finished: 950
 Approximate volume of groundwater purged: 32
 Did the well go dry?: NO After how many gallons: -
 Time samples were collected: 1000
 Depth to water at time of sampling: -
 Percent recovery at time of sampling: -
 Samples collected with: boiler
 Sample color: gray/clar Odor: strong
 Description of sediment in sample: silt

CHEMICAL DATA

Volume Purged	Temp	pH	Conductivity
<u>1</u>	<u>66.1</u>	<u>6.17</u>	<u>763</u>
<u>2</u>	<u>66.1</u>	<u>6.32</u>	<u>751</u>
<u>3</u>	<u>66.2</u>	<u>6.47</u>	<u>770</u>
<u>4</u>	<u>66.2</u>	<u>6.58</u>	<u>734</u>

SAMPLES COLLECTED

Sample	# of containers	Volume & type container	Pres	Iced?	Analysis
<u>EW-1</u>	<u>3</u>	<u>40 ml VOA</u>	<u>X</u>	<u>v</u>	

APPENDIX B

Certified Analytical Report
and
Chain of Custody Documentation

Submission #: 2002-04-0201

Date: April 17, 2002



Aqua Science Engineers, Inc.

208 West El Pintado
Danville, CA 94526

Attn: Erik Paddleford

Project: 3412
Chan Automobile

Site: 726 Harrison Street

STL San Francisco
1220 Quarry Lane
Pleasanton, CA 94566

Tel 925 484 1919
Fax 925 484 1096
www.stl-inc.com
www.chromalab.com
CA DHS ELAP#1094

Attached is our report for your samples received on Thursday April 11, 2002
This report has been reviewed and approved for release. Reproduction of this report
is permitted only in its entirety.

Please note that any unused portion of the samples will be discarded after
May 26, 2002 unless you have requested otherwise.
We appreciate the opportunity to be of service to you. If you have any questions,
please call me at (925) 484-1919.
You can also contact me via email. My email address is: vvancil@chromalab.com

Sincerely,

A handwritten signature in black ink, appearing to read "V. Vancil".

Vincent Vancil
Project Manager

Submission #: 2002-04-0201

Gas/BTEX Compounds by 8015M/8021

SEVERN

TRENT

SERVICES

Aqua Science Engineers, Inc.

✉ 208 West El Pintado
Danville, CA 94526

Attn: Erik Paddleford

Phone: (925) 820-9391 Fax: (925) 837-4853

3412

Project: Chan Automobile

Site 726 Harrison Street

STL San Francisco
1220 Quarry Lane
Pleasanton, CA 94566

Tel 925 484 1919
Fax 925 484 1096
www.stl-inc.com
www.chromalab.com

CA DHS ELAP#1094

Samples Reported

Sample ID	Matrix	Date Sampled	Lab #
MW-1	Water	04/11/2002 09:15	1
MW-3	Water	04/11/2002 10:40	3
MW-4	Water	04/11/2002 08:50	4
EW-1	Water	04/11/2002 10:00	5
MW-5	Water	04/11/2002 11:15	6

Submission #: 2002-04-0201



Gas/BTEX Compounds by 8015M/8021

Aqua Science Engineers, Inc.

Test Method: 8021B
8015M

Attn: Erik Paddleford

Prep Method: 5030

STL San Francisco
1220 Quarry Lane
Pleasanton, CA 94566

Tel 925 484 1919
Fax 925 484 1096
www.stl-inc.com
www.chromalab.com

CA DHS ELAP#1094

Sample ID: MW-1	Lab Sample ID: 2002-04-0201-001
Project: 3412 Chan Automobile	Received: 04/11/2002 15:20
Site: 726 Harrison Street Oakland CA	Extracted: 04/12/2002 16:42
Sampled: 04/11/2002 09:15	QC-Batch: 2002/04/12-01.02
Matrix: Water	

Compound	Result	Rep.Limit	Units	Dilution	Analyzed	Flag
Gasoline	41000	10000	ug/L	200.00	04/12/2002 16:42	dp
Benzene	2700	100	ug/L	200.00	04/12/2002 16:42	
Toluene	210	100	ug/L	200.00	04/12/2002 16:42	
Ethyl benzene	340	100	ug/L	200.00	04/12/2002 16:42	
Xylene(s)	380	100	ug/L	200.00	04/12/2002 16:42	
MTBE	30000	1000	ug/L	200.00	04/12/2002 16:42	
Surrogate(s)						
Trifluorotoluene	76.1	58-124	%	200.00	04/12/2002 16:42	
4-Bromofluorobenzene-FID	80.4	50-150	%	200.00	04/12/2002 16:42	

Submission #: 2002-04-0201



Gas/BTEX Compounds by 8015M/8021

Aqua Science Engineers, Inc.

Test Method: 8021B
8015M

Attn: Erik Paddleford

Prep Method: 5030

STL San Francisco
1220 Quarry Lane
Pleasanton, CA 94566

Sample ID: MW-3	Lab Sample ID: 2002-04-0201-003
Project: 3412 Chan Automobile	Received: 04/11/2002 15:20
Site: 726 Harrison Street Oakland CA	Extracted: 04/12/2002 17:17
Sampled: 04/11/2002 10:40	QC-Batch: 2002/04/12-01.02
Matrix: Water	

Tel 925 484 1919
Fax 925 484 1096
www.stl-inc.com
www.chromalab.com

CA DHS ELAP#1094

Compound	Result	Rep.Limit	Units	Dilution	Analyzed	Flag
Gasoline	2600	1000	ug/L	20.00	04/12/2002 17:17	dp
Benzene	21	10	ug/L	20.00	04/12/2002 17:17	
Toluene	16	10	ug/L	20.00	04/12/2002 17:17	
Ethyl benzene	ND	10	ug/L	20.00	04/12/2002 17:17	
Xylene(s)	21	10	ug/L	20.00	04/12/2002 17:17	
MTBE	2300	100	ug/L	20.00	04/12/2002 17:17	
Surrogate(s)						
Trifluorotoluene	87.1	58-124	%	20.00	04/12/2002 17:17	
4-Bromofluorobenzene-FID	92.9	50-150	%	20.00	04/12/2002 17:17	

Submission #: 2002-04-0201



Gas/BTEX Compounds by 8015M/8021

Aqua Science Engineers, Inc.

Test Method: 8021B
8015M

Attn: Erik Paddleford

Prep Method: 5030

STL San Francisco
1220 Quarry Lane
Pleasanton, CA 94566

Tel 925 484 1919
Fax 925 484 1096
www.stl-inc.com
www.chromalab.com

CA DHS ELAP#1094

Sample ID: MW-4	Lab Sample ID: 2002-04-0201-004
Project: 3412 Chan Automobile	Received: 04/11/2002 15:20
Site: 726 Harrison Street Oakland CA	Extracted: 04/12/2002 17:52
Sampled: 04/11/2002 08:50	QC-Batch: 2002/04/12-01.02
Matrix: Water	

Compound	Result	Rep.Limit	Units	Dilution	Analyzed	Flag
Gasoline	1100	500	ug/L	10.00	04/12/2002 17:52	g
Benzene	ND	5.0	ug/L	10.00	04/12/2002 17:52	
Toluene	ND	5.0	ug/L	10.00	04/12/2002 17:52	
Ethyl benzene	ND	5.0	ug/L	10.00	04/12/2002 17:52	
Xylene(s)	ND	5.0	ug/L	10.00	04/12/2002 17:52	
MTBE	550	50	ug/L	10.00	04/12/2002 17:52	
Surrogate(s)						
Trifluorotoluene	75.9	58-124	%	10.00	04/12/2002 17:52	
4-Bromofluorobenzene-FID	86.7	50-150	%	10.00	04/12/2002 17:52	

Submission #: 2002-04-0201



Gas/BTEX Compounds by 8015M/8021

Aqua Science Engineers, Inc.

Test Method: 8021B
8015M

Attn: Erik Paddleford

Prep Method: 5030

STL San Francisco
1220 Quarry Lane
Pleasanton, CA 94566

Sample ID: EW-1	Lab Sample ID: 2002-04-0201-005
Project: 3412 Chan Automobile	Received: 04/11/2002 15:20
Site: 726 Harrison Street Oakland CA	Extracted: 04/12/2002 18:27
Sampled: 04/11/2002 10:00	QC-Batch: 2002/04/12-01.02
Matrix: Water	

Tel 925 484 1919
Fax 925 484 1096
www.stl-inc.com
www.chromalab.com

CA DHS ELAP#1094

Compound	Result	Rep.Limit	Units	Dilution	Analyzed	Flag
Gasoline	17000	10000	ug/L	200.00	04/12/2002 18:27	dp
Benzene	1000	100	ug/L	200.00	04/12/2002 18:27	
Toluene	ND	100	ug/L	200.00	04/12/2002 18:27	
Ethyl benzene	120	100	ug/L	200.00	04/12/2002 18:27	
Xylene(s)	140	100	ug/L	200.00	04/12/2002 18:27	
MTBE	9700	1000	ug/L	200.00	04/12/2002 18:27	
Surrogate(s)						
Trifluorotoluene	89.6	58-124	%	200.00	04/12/2002 18:27	
4-Bromofluorobenzene-FID	93.6	50-150	%	200.00	04/12/2002 18:27	

Gas/BTEX Compounds by 8015M/8021

Aqua Science Engineers, Inc.

Test Method: 8021B
8015M

Attn: Erik Paddleford

Prep Method: 5030

STL San Francisco
1220 Quarry Lane
Pleasanton, CA 94566

Tel 925 484 1919
Fax 925 484 1096
www.stl-inc.com
www.chromalab.com

CA DHS ELAP#1094

Sample ID: MW-5	Lab Sample ID: 2002-04-0201-006
Project: 3412 Chan Automobile	Received: 04/11/2002 15:20
Site: 726 Harrison Street Oakland CA	Extracted: 04/15/2002 14:41
Sampled: 04/11/2002 11:15	QC-Batch: 2002/04/15-01.02
Matrix: Water	

Compound	Result	Rep.Limit	Units	Dilution	Analyzed	Flag
Gasoline	23000	2500	ug/L	50.00	04/15/2002 14:41	
Benzene	2700	25	ug/L	50.00	04/15/2002 14:41	
Toluene	980	25	ug/L	50.00	04/15/2002 14:41	
Ethyl benzene	38	25	ug/L	50.00	04/15/2002 14:41	
Xylene(s)	950	25	ug/L	50.00	04/15/2002 14:41	
MTBE	4300	250	ug/L	50.00	04/15/2002 14:41	
Surrogate(s)						
Trifluorotoluene	80.6	58-124	%	50.00	04/15/2002 14:41	
4-Bromofluorobenzene-FID	96.5	50-150	%	50.00	04/15/2002 14:41	

Submission #: 2002-04-0201



Gas/BTEX Compounds by 8015M/8021

Batch QC report

Test Method: 8015M
8021B

Prep Method: 5030

STL San Francisco
1220 Quarry Lane
Pleasanton, CA 94566

Method Blank	Water	QC Batch # 2002/04/15-01.02
MB: 2002/04/15-01.02-003		Date Extracted: 04/15/2002 08:46

Tel 925 484 1919
Fax 925 484 1096
www.stl-inc.com
www.chromalab.com

CA DHS ELAP#1094

Compound	Result	Rep.Limit	Unit	Analyzed	Flag
Gasoline	ND	50	ug/L	04/15/2002 08:46	
Benzene	ND	0.5	ug/L	04/15/2002 08:46	
Toluene	ND	0.5	ug/L	04/15/2002 08:46	
Ethyl benzene	ND	0.5	ug/L	04/15/2002 08:46	
Xylene(s)	ND	0.5	ug/L	04/15/2002 08:46	
MTBE	ND	5.0	ug/L	04/15/2002 08:46	
Surrogate(s)					
Trifluorotoluene	86.1	58-124	%	04/15/2002 08:46	
4-Bromofluorobenzene-FID	98.0	50-150	%	04/15/2002 08:46	

Submission #: 2002-04-0201



Gas/BTEX Compounds by 8015M/8021

Batch QC report

Test Method: 8021B

Prep Method: 5030

STL San Francisco
1220 Quarry Lane
Pleasanton, CA 94566

Laboratory Control Spike (LCS/LCSD) Water QC Batch # 2002/04/12-01.02
 LCS: 2002/04/12-01.02-004 Extracted: 04/12/2002 09:17 Analyzed: 04/12/2002 09:17
 LCSD: 2002/04/12-01.02-005 Extracted: 04/12/2002 09:51 Analyzed: 04/12/2002 09:51

Tel 925 484 1919
Fax 925 484 1096
www.stl-inc.com
www.chromalab.com

CA DHS ELAP#1094

Compound	Conc. [ug/L]		Exp.Conc. [ug/L]		Recovery		RPD	Ctrl.Limits [%]		Flags	
	LCS	LCSD	LCS	LCSD	LCS	LCSD	[%]	Recover	RPD	LCS	LCSD
Benzene	93.8	89.1	100.0	100.0	93.8	89.1	5.1	77-123	20		
Toluene	93.5	89.4	100.0	100.0	93.5	89.4	4.5	78-122	20		
Ethyl benzene	97.4	93.1	100.0	100.0	97.4	93.1	4.5	70-130	20		
Xylene(s)	287	276	300	300	95.7	92.0	3.9	75-125	20		
Surrogate(s)											
Trifluorotoluene	458	436	500	500	91.6	87.2		58-124			

Submission #: 2002-04-0201



Gas/BTEX Compounds by 8015M/8021

Batch QC report

Test Method: 8015M

Prep Method: 5030

STL San Francisco
1220 Quarry Lane
Pleasanton, CA 94566

Laboratory Control Spike (LCS/LCSD) Water QC Batch # 2002/04/12-01.02
 LCS: 2002/04/12-01.02-006 Extracted: 04/12/2002 10:26 Analyzed: 04/12/2002 10:26
 LCSD: 2002/04/12-01.02-007 Extracted: 04/12/2002 11:01 Analyzed: 04/12/2002 11:01

Tel 925 484 1919
Fax 925 484 1096
www.stl-inc.com
www.chromalab.com

CA DHS ELAP#1094

Compound	Conc. [ug/L]		Exp.Conc. [ug/L]		Recovery		RPD	Ctrl.Limits [%]		Flags	
	LCS	LCSD	LCS	LCSD	LCS	LCSD	[%]	Recover	RPD	LCS	LCSD
Gasoline	529	503	500	500	105.8	100.6	5.0	75-125	20		
Surrogate(s)											
4-Bromofluorobenzene	525	520	500	500	105.0	104.0		50-150			

Gas/BTEX Compounds by 8015M/8021

Batch QC report

Test Method: 8021B

Prep Method: 5030

STL San Francisco
1220 Quarry Lane
Pleasanton, CA 94566

Laboratory Control Spike (LCS/LCSD) Water QC Batch # 2002/04/15-01.02
 LCS: 2002/04/15-01.02-004 Extracted: 04/15/2002 09:21 Analyzed: 04/15/2002 09:21
 LCSD: 2002/04/15-01.02-005 Extracted: 04/15/2002 09:56 Analyzed: 04/15/2002 09:56

Tel 925 484 1919
Fax 925 484 1096
www.stl-inc.com
www.chromalab.com

CA DHS ELAP#1094

Compound	Conc. [ug/L]		Exp. Conc. [ug/L]		Recovery		RPD	Ctrl. Limits [%]		Flags	
	LCS	LCSD	LCS	LCSD	LCS	LCSD	[%]	Recover	RPD	LCS	LCSD
Benzene	90.5	88.6	100.0	100.0	90.5	88.6	2.1	77-123	20		
Toluene	90.2	89.1	100.0	100.0	90.2	89.1	1.2	78-122	20		
Ethyl benzene	93.5	93.1	100.0	100.0	93.5	93.1	0.4	70-130	20		
Xylene(s)	277	277	300	300	92.3	92.3	0.0	75-125	20		
Surrogate(s)											
Trifluorotoluene	433	411	500	500	86.6	82.2		58-124			

Submission #: 2002-04-0201



Gas/BTEX Compounds by 8015M/8021

Batch QC report

Test Method: 8015M

Prep Method: 5030

STL San Francisco
1220 Quarry Lane
Pleasanton, CA 94566

Laboratory Control Spike (LCS/LCSD) Water QC Batch # 2002/04/15-01.02
 LCS: 2002/04/15-01.02-006 Extracted: 04/15/2002 10:31 Analyzed: 04/15/2002 10:31
 LCSD: 2002/04/15-01.02-007 Extracted: 04/15/2002 11:05 Analyzed: 04/15/2002 11:05

Tel 925 484 1919
Fax 925 484 1096
www.stl-inc.com
www.chromalab.com

CA DHS ELAP#1094

Compound	Conc. [ug/L]		Exp.Conc. [ug/L]		Recovery		RPD	Ctrl.Limits [%]		Flags	
	LCS	LCSD	LCS	LCSD	LCS	LCSD		[%]	Recover	RPD	LCS
Gasoline	530	521	500	500	106.0	104.2	1.7	75-125	20		
Surrogate(s)											
4-Bromofluorobenzene	499	512	500	500	99.8	102.4		50-150			

Submission #: 2002-04-0201



Gas/BTEX Compounds by 8015M/8021

Legend & Notes

Test Method: 8021B
8015M

Prep Method: 5030

STL San Francisco
1220 Quarry Lane
Pleasanton, CA 94566

Tel 925 484 1919
Fax 925 484 1096
www.stl-inc.com
www.chromalab.com

CA DHS ELAP#1094

Analyte Flags

dp

Sample contains discrete peak in addition to gasoline.

Analyte Flags

g

Hydrocarbon reported in the gasoline range does not match our gasoline standard

2002-04-0201

65774

Aqua Science Engineers, Inc.
208 W. El Pintado Road
Danville, CA 94526
(925) 820-9391
FAX (925) 837-4853

Chain of Custody

PAGE 1 OF 1

SAMPLER (SIGNATURE)

E. Padden

PROJECT NAME

Chan Automotive

JOB NO.

3412

ADDRESS

726 Harrison Street Oakland, CA

ANALYSIS REQUEST

SPECIAL INSTRUCTIONS:

SAMPLE ID.	DATE	TIME	MATRIX	NO. OF SAMPLES	TPH-GAS / MTBE & BTEX (EPA 5030/8015-8020)	TPH-DIESEL (EPA 3510/8015)	TPH-DIESEL & MOTOR OIL (EPA 3510/8015)	FURGEABLE HALOCARBONS (EPA 601/8010)	VOLATILE ORGANICS (EPA 624/8240/8260)	SEMI-VOLATILE ORGANICS (EPA 625/8270)	OIL & GREASE (EPA 5520)	LIPT METALS (5) (EPA 6010+7000)	CAM 17 METALS (EPA 6010+7000)	PCBs & PESTICIDES (EPA 608/8080)	ORGANOPHOSPHORUS PESTICIDES (EPA 8140 EPA 608/8080)	FUEL OXYGENATES (EPA 8260)	Pb (TOTAL or DISSOLVED) (EPA 6010)	TPH-G/BTEX/5 OXY'S (EPA 8260)	TPH-G/BTEX/7 OXY'S / LEAD SCAVANGERS/ 1,2-DCP (EPA 8260)	TOTAL DISSOLVED SOLIDS (TDS)	HOLD	
					MW-1	4/11	915	Water	3	X												
MW-3	↓	1040	↓	↓	X																	
MW-4	↓	850	↓	↓	X																	
MW-5	↓	1115	↓	↓	X																	
EW-1	↓	1000	↓	↓	X																	

RELINQUISHED BY:

E. Padden 1520
(signature) (time)

RECEIVED BY:

(signature) (time)

RELINQUISHED BY:

(signature) (time)

RECEIVED BY LABORATORY:

D. Harrington 1520
(signature) (time)

COMMENTS:

1,2-DCP = 1,2-dichloropropane

16.4 °C

E. Padden 4/11/02
(printed name) (date)

(printed name) (date)

(printed name) (date)

D. Harrington 4/11/02
(printed name) (date)

TURN AROUND TIME

STANDARD 24hr 48hr 72hr

Company-

AE

Company-

Company-

Company-

STC-SF

OTHER: