

**RECEIVED**

5:49 pm, Nov 29, 2012

Alameda County  
Environmental Health

November 26, 2012

Mr. Mark E. Detterman, PG, CEG  
Environmental Protection  
Alameda County Health Care Services  
1131 Harbor Bay Parkway, Suite 250  
Alameda, CA 94502-6577

**Subject: Third Quarter 2012 Groundwater Monitoring Report  
Fuel Leak Case No. R0000320, Former Paco Pumps,  
Inc.  
9201 San Leandro Street, Oakland, CA**

Dear Mr. Detterman:

Please find enclosed the *Third Quarter 2012 Groundwater Monitoring Report (GMR)* for the Former Paco Pumps facility located at 9201 San Leandro in Oakland, California, Case No. R0000320. The September 2012 monitoring data, which have been uploaded to Geotracker, represent groundwater conditions more than two years after the dual-phase extraction (DPE) was conducted near and downgradient of the former gasoline underground storage tank (UST) area, previously referred to as AREA 4. The results of the sampling as described in the attached report document essentially similar conditions to the previous sampling event.

Pending ACEH's review of proposed additional soil gas sampling and downgradient well drilling, the next field task will consist of semi-annual groundwater sampling in March 2013. Additionally, SGI will review this Site's applicability to the low threat closure conditions for UST sites.

I certify under penalty of law that this document and all attachments are prepared under my direction or supervision in accordance with a system designed to ensure that qualified personnel properly gathered and evaluated the information submitted. Based on my inquiry of the person or persons who managed the system, or those persons directly responsible for gathering the information, the information submitted is, to the best of my knowledge and belief, true, accurate and complete. I am aware that there are significant penalties for submitting false information, including the possibility of fine and imprisonment for knowing violations.

Sincerely,



Dave Murray  
On behalf of and as agent for  
PCC Flow Technologies, Inc.

Cc: Mr. Peter L. Serrurier, Stoel Rives LLP

Mr. Mark Zeppetello, Barg Coffin Lewis & Trapp, LLP  
Mr. Paul Parmentier, The Source Group

**THIRD QUARTER 2012  
GROUNDWATER MONITORING REPORT**

**Former Paco Pumps Oakland Facility  
9201 San Leandro Street  
Oakland, California**

04-PFT-003

Prepared For:

Mr. Dave Murray  
PCC Flow Technologies

Prepared By:



1962 Freeman Avenue  
Signal Hill, CA 90755

November 26, 2012

Prepared By:

A handwritten signature in blue ink that reads 'Matthew C. Sutton'.

Matthew C. Sutton, P.E.  
Principal Engineer

Reviewed By:

A handwritten signature in blue ink that reads 'Paul Parmentier'.

Paul Parmentier, P.G. C.H.G.  
Principal Hydrogeologist



## TABLE OF CONTENTS

	<b>PAGE</b>
<b>LIST OF FIGURES.....</b>	<b>ii</b>
<b>LIST OF TABLES .....</b>	<b>ii</b>
<b>LIST OF APPENDICES.....</b>	<b>ii</b>
<b>1.0 INTRODUCTION .....</b>	<b>1-1</b>
<b>2.0 SITE REMEDIATION SUMMARY .....</b>	<b>2-1</b>
<b>3.0 GROUNDWATER MONITORING (SEPTEMBER 2012) .....</b>	<b>3-1</b>
<b>4.0 MONITORING SUMMARY .....</b>	<b>4-1</b>
<b>5.0 RECOMMENDATIONS.....</b>	<b>5-1</b>
<b>6.0 LIMITATIONS .....</b>	<b>6-1</b>

### **LIST OF FIGURES**

Figure 1	Site Location Map
Figure 2	Area 4 Site Plan with Well Locations
Figure 3	Groundwater Gradient Map – September 2012
Figure 4	Groundwater Concentrations - Benzene and Total Petroleum Hydrocarbons – September 2012

### **LIST OF TABLES**

Table 1	Current and Historical Groundwater Elevations
Table 2	Current and Historical Analytical Results for Volatile Organic Compounds in Groundwater

### **LIST OF APPENDICES**

Appendix A	Field Data Sheets
Appendix B	Groundwater Sampling Laboratory Report and Chain-of-Custody

## **1.0 INTRODUCTION**

This report presents the results of the September 2012 groundwater monitoring and sampling event, and includes a section on data interpretation and recommendations. The September 2012 monitoring event was conducted per instruction from Alameda County Environmental Health (ACEH) and following recommendations from The Source Group, Inc. (SGI), and was performed to further evaluate groundwater conditions following 2010 dual-phase extraction (DPE) activities.

## 2.0 SITE REMEDIATION SUMMARY

In 1992, the gasoline underground storage tank (UST) at the Site was removed, and soil around the former UST was excavated. Multiple phases of investigation, including pilot testing, have been conducted to evaluate the elevated petroleum hydrocarbon concentrations that remained in the subsurface following these activities.

Although a workplan for in-situ treatment was submitted in 2009, a revised workplan was submitted in November 2009 (The Source Group, October 2009). Due to the predominance of clay, in-situ remedial methods were not considered applicable for the Site, and a temporary, aggressive extraction approach, rather than semi-permanent low-flow remediation methods, were proposed. In 2010, 12 extraction wells were installed in the vicinity and downgradient of the former UST. In April and June 2010, dual phase extraction (DPE) of vapor and groundwater was conducted, resulting in the removal of an estimated 1,590 pounds of hydrocarbons, and approximately 41,000 gallons of hydrocarbon-bearing groundwater. The remediation activities confirmed that the subsurface consists of fine-grained (low permeability) vadose soil that would limit the effectiveness of any in-situ active remediation method.

An evaluation of the hydrocarbon concentrations, including benzene, in the subsurface, and potential exposures via indoor air inhalation, indicated that the associated human health risk estimates were within acceptable ranges. At the request of ACEH, a Workplan (*Sub-Slab Vapor Survey and Remedial Investigation Workplan* [RI Workplan, SGI, January 2012]) for subslab soil gas sampling was submitted to ACEH to confirm the previous soil gas interpretations.

On May 10, 2012, the ACEH provided comments to the RI Workplan. Following the May 10, 2012 ACEH request, RI Workplan modifications were submitted on June 20, 2012 and are pending ACEH approval.

### 3.0 GROUNDWATER MONITORING (SEPTEMBER 2012)

Provided below are the activities and results of the groundwater monitoring performed in September 2012:

1. Conducted the third quarter 2012 groundwater monitoring and sampling event on September 13, 2012.
2. Depth to groundwater measured in September 2012 was similar to previous measurements and ranged from approximately 8.10 to 10.10 feet below the top of well casings. Associated groundwater elevations ranged from 8.84 to 11.08 feet above Mean Sea Level. Groundwater elevation contours are presented on Figure 3 and are similar to previous groundwater gradient maps. The horizontal hydraulic gradient was toward the southwest at approximately 0.005 feet per foot (ft/ft) with local variations. As noted in recent monitoring events, no free-phase hydrocarbons were measured in any of the wells.
3. Gasoline-range organics (GRO, total petroleum hydrocarbons as gasoline [TPHg]) were reported in wells MW-3, MW-4, MW-6, E3, E6, E7, E8 and E12. Concentrations were generally within historic ranges with concentrations ranging from 34.3 to 12,800 µg/L (Figure 4 and Table 2). Since the first quarter of 2012, GRO concentrations increased in well MW-4, MW-6, E6, E7, E8, and E12 and decreased in wells MW-3 and E3.
4. Diesel-range organics (DRO, total petroleum hydrocarbons as diesel [TPHd]) were reported in 12 of the 15 wells sampled. Where reported, concentrations were generally within historic ranges with concentrations ranging from 83 to 62,500 µg/L (Table 2). Since the first quarter of 2012, DRO concentrations increased slightly at well MW-1, MW-2, MW-3, MW-4, MW-5, MW-6, MW-8, AS-1D, E3, E7, E8 and E12. DRO was not reported at detected concentrations in samples collected from wells MW-7, E2, and E6
5. Total petroleum hydrocarbons as motor oil [TPHmo]) were reported in 5 of the 15 wells sampled. Where reported, concentrations were generally within historic ranges with concentrations ranging from 3,510 to 93,700 µg/L (Table 2). Since the first quarter of 2012, TPHmo concentrations increased in wells MW-3, MW-7, E2, E3, and E6. TPHmo was not reported at detected concentrations in samples collected from wells MW-1, MW-2, MW-4, MW-5, MW-6, MW-8, AS-1D, E7, E8, and E12.
6. Benzene was reported in 9 of the 15 well samples. Concentrations were generally within historic ranges with concentrations ranging from 0.37 to 677 µg/L (Figure 4 and Table 2). Since the first quarter of 2012, benzene concentrations decreased in wells MW-3, E3, E6, and E8 and increased in wells MW-4, MW-6, MW-8, E7, and E12. Benzene was not reported at detected concentrations in samples collected from wells MW-1, MW-2, MW-5, MW-7, AS-1D, and E2.
7. Methyl tertiary-butyl ether (MTBE) was reported in 8 of the 15 well samples (see Table 2). Where reported, concentrations ranged from 0.20 to 3.5 µg/L, which are below State drinking water standards. Since the first quarter of 2012, MTBE concentrations increased



in all 8 of the wells sampled, MW-2, MW-7, MW-8, E2, E3, E6, E7, and E8. MTBE was not reported at detected concentrations in samples collected from wells MW-1, MW-3, MW-4, MW-5, MW-6, AS-1D, and E12.

8. 1,2-Dichloroethane (1,2-DCA) was reported in 4 of the 15 wells samples. Where reported, concentrations ranged from 0.36 to 5.8 µg/L (Table 2). Since the first quarter 2012 sampling event, concentrations of 1,2-DCA decreased in well MW-6 and increased in wells E2, E3, and E7. 1,2-DCA was not reported at detected concentrations in samples collected from wells MW-1, MW-2, MW-3, MW-4, MW-5, MW-7, MW-8, AS-1D, E6, E8, and E12.

#### 4.0 MONITORING SUMMARY

Provided below in tabular format is a summary of monitoring results from sampling conducted in September 2012 at the Site.

Current Phase of Project:	Groundwater Monitoring
Frequency of Monitoring/Sampling:	Semi-annual (per SGI recommendation after Q1 2012 Sampling)
Wells Sampled and/or Gauged this Quarter	MW-1 through MW-8, AS-1D E1, E2, E3, E6, E7, E8, and E12
Depth to Groundwater (all wells had no LPH):	8.29 to 10.07 feet below top of casings
Groundwater Gradient Direction/Magnitude:	Southwest at approximately 0.005 ft/ft
Gradient Consistent w/Previous Quarters:	Yes
GRO Concentration Range:	34.3 µg/L to 12,800 µg/L
Well with Highest GRO Concentration:	MW-3
Benzene Concentration Range:	0.37 µg/L to 677 µg/L
Well with Highest Benzene Concentration:	MW-3
MTBE Concentration Range:	0.20 µg/L to 3.5 µg/L
Well with Highest MTBE Concentration:	E7
Separate Phase Hydrocarbons Present: Yes No <b>X</b>	None
Maximum Hydrocarbon Thickness:	N/A
Wells and/or Surface Water within 2,000 feet:	None
Distance and Direction from Site:	N/A
Current Remediation Techniques:	Natural Attenuation
Free Product Recovered Manually this Quarter:	None
Gallons of Groundwater Purged this Quarter:	165.9
Disposal/Recycling Facility:	Demunno Kerdoon, Compton, CA-Pending
Summary of Unusual Activity:	None
Agency Directive Requirements:	Groundwater Monitoring, RI Workplan (submitted)

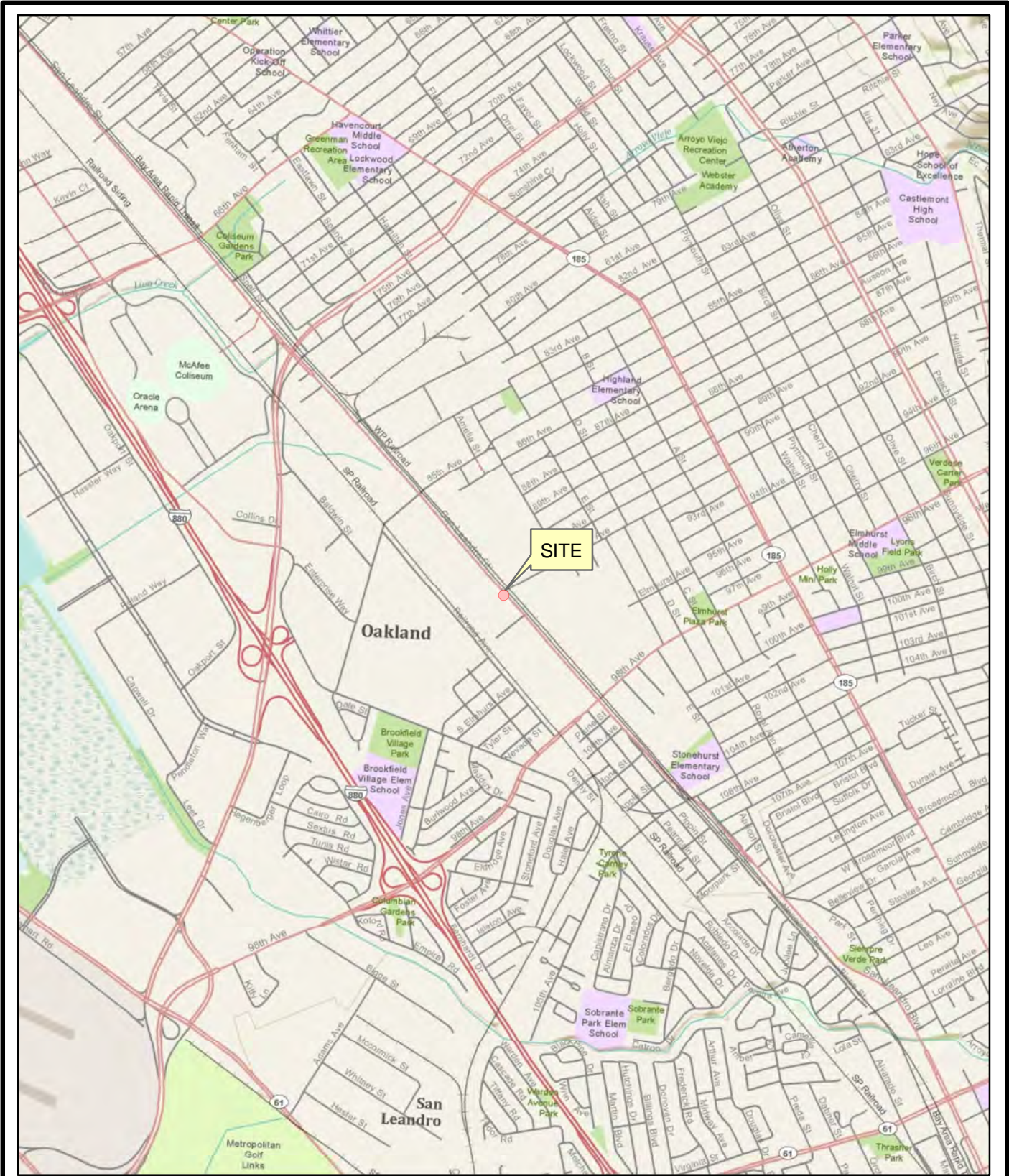
## **5.0 RECOMMENDATIONS**

SGI recommends that all wells at the site continue to be sampled on a semi-annual basis. Additional RI tasks will be conducted after ACEH approval of the June 20, 2012 RI Workplan modifications. The Site will also be evaluated under the recently approved low threat closure guidance document.


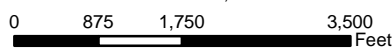

## 6.0 LIMITATIONS

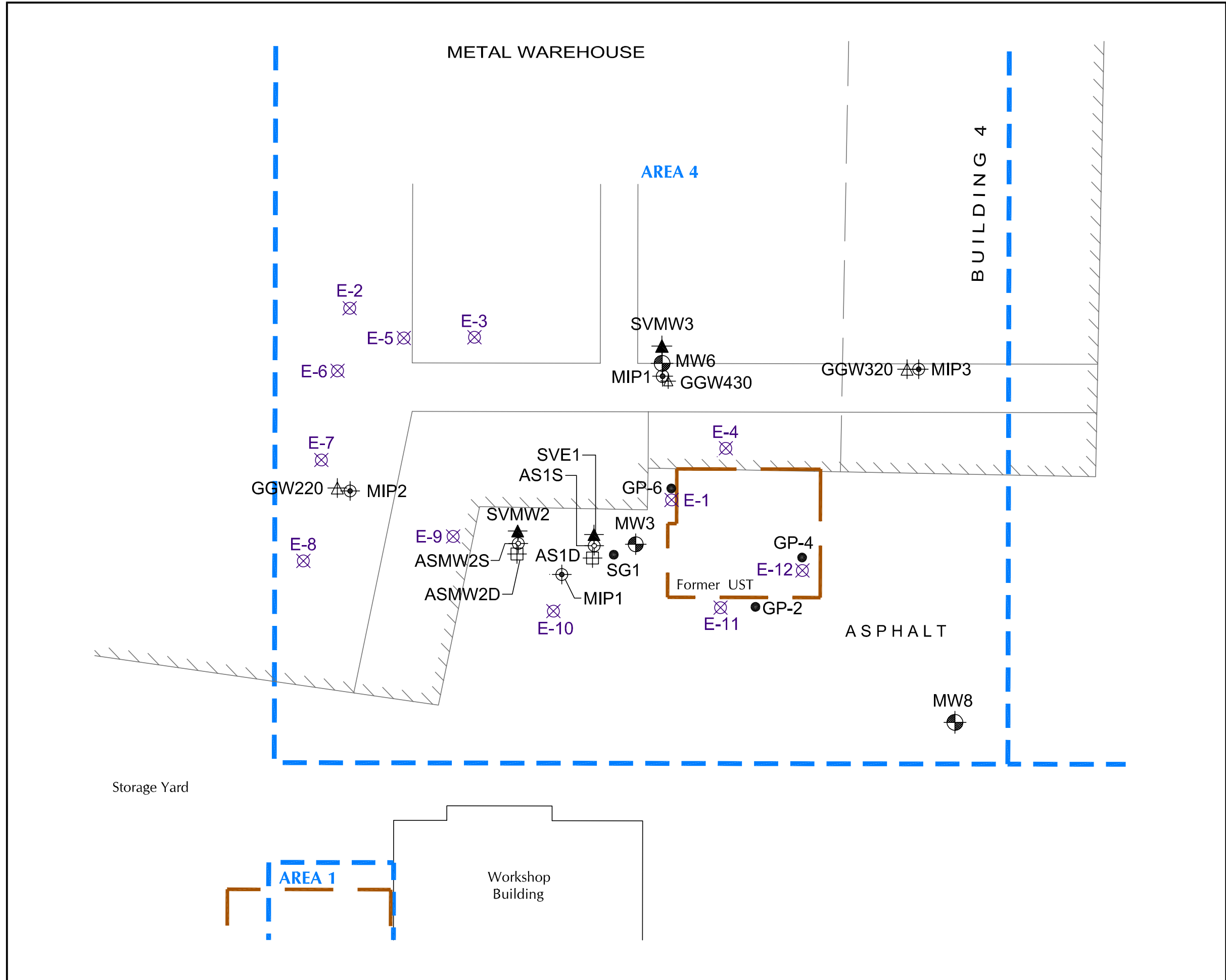
This document was prepared for the exclusive use of PCC Flow Technologies (PCC) and Alameda County Environmental Health (ACEH) for the express purpose of complying with a client- or regulatory directive for environmental investigation or restoration. SGI and PCC must approve any re-use of this work product in whole or in part for a different purpose or by others in writing. If any such unauthorized use occurs, it shall be at the user's sole risk without liability to SGI or PCC. To the extent that this report is based on information provided to SGI by third parties, including PCC, their direct contractors, previous workers, and other stakeholders, SGI cannot guarantee the completeness or accuracy of this information, even where efforts were made to verify third-party information. SGI has exercised professional judgment to collect and present findings and opinions of a scientific and technical nature. The opinions expressed are based on the conditions of the Site existing at the time of the field investigation, current regulatory requirements, and any specified assumptions. The presented findings and recommendations in this report are intended to be taken in their entirety to assist PCC and ACEH personnel in applying their own professional judgment in making decisions related to the property. SGI cannot provide conclusions on environmental conditions outside the completed scope of work. SGI cannot guarantee that future conditions will not change and affect the validity of the presented conclusions and recommended work. No warranty or guarantee, whether expressed or implied, is made with respect to the data or the reported findings, observations, conclusions, and recommendations.

## FIGURES



SOURCE: 7.5 MINUTE USGS TOPOGRAPHIC MAP FROM ARCGIS MAP SERVICE

 <b>THE SOURCE GROUP, INC.</b> 1962 FREEMAN AVE. SIGNAL HILL, CA 90755	PROJECT NO.: 04-PFT-001	DATE: 10/14/2009	DR.BY: AC	APP.BY: SS	SCALE 1:24,000 	 <b>FIGURE 1</b>
	<b>FORMER PACO PUMPS FACILITY</b> 9201 SAN LEANDRO STREET OAKLAND, CALIFORNIA				<b>SITE LOCATION MAP</b>	



**LEGEND**

- Site Boundary
- - - Project areas of concern
- Groundwater contours November 6, 2009.
- AS1D Deep groundwater air injection or air injection monitoring well by LFR January 2009
- AS1S Shallow groundwater air injection or air injection monitoring well LFR January 2009
- SVMW3 Vadose well by LFR January 2009
- MW6 Groundwater monitoring well
- MIP3 Membrane interface probe by LFR January 2009
- GGW320 Grab groundwater sample location by LFR January 2009
- E-3 Recently Installed groundwater extraction well
- Area of 2009 excavation



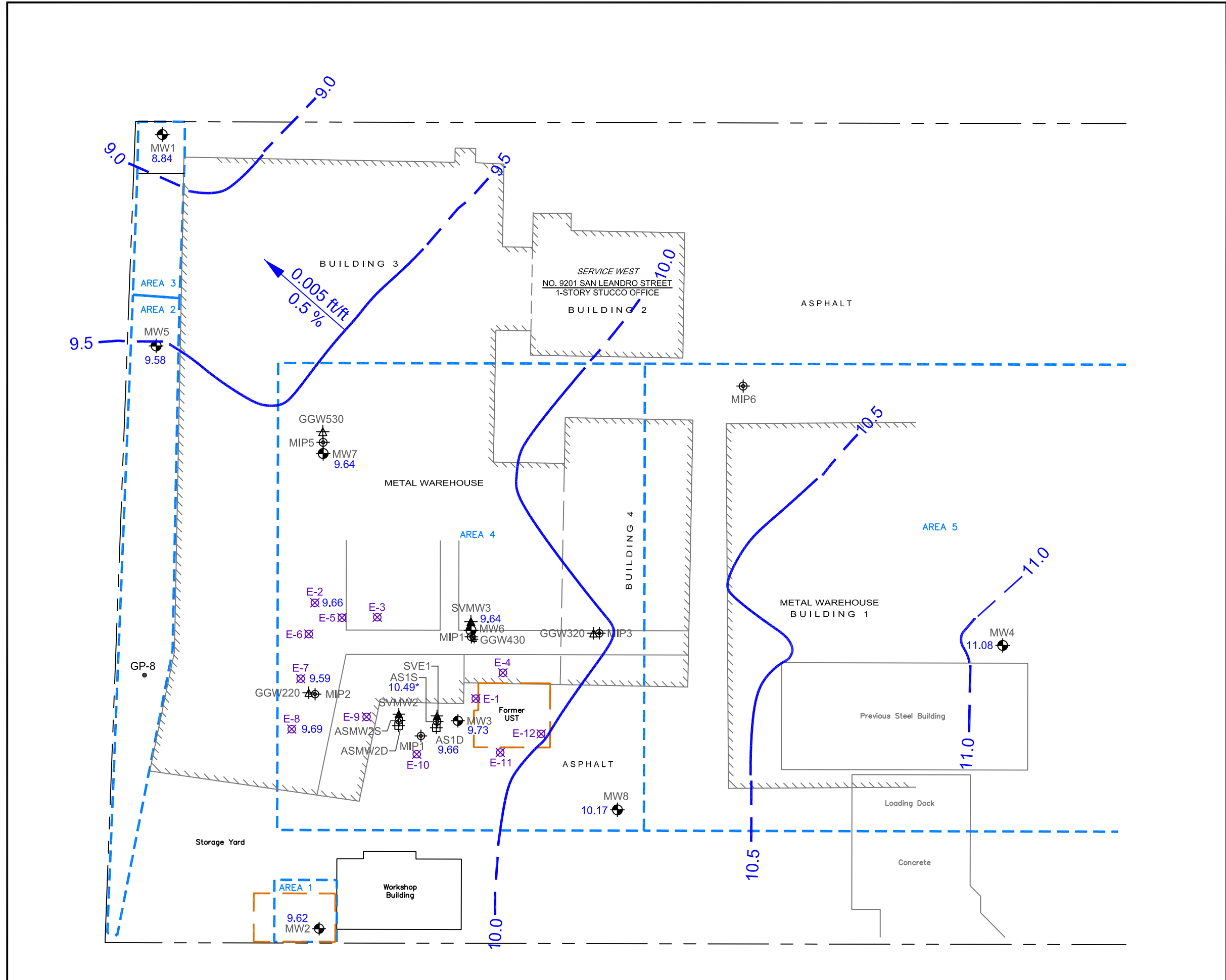
DATE: 01/2011	FILE NAME: PCC-BCSG.DWG	SOURCE: LFR, MAY 2009
------------------	----------------------------	--------------------------

**AREA 4 SITE PLAN WITH WELL LOCATIONS**

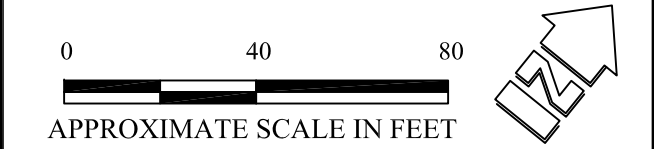
9201 SAN LEANDRO STREET  
OAKLAND, CALIFORNIA

**THE SOURCE GROUP, INC.**

**FIGURE**  
**2**



- LEGEND**
- Site Boundary
  - Project areas of concern
  - Groundwater contours September 2012
  - AS1D Deep groundwater air injection or air injection monitoring well by LFR January 2009
  - AS1S Shallow groundwater air injection or air injection monitoring well LFR January 2009
  - SVMW3 Vadose well by LFR January 2009
  - MW6 Groundwater monitoring well
  - MIP3 Membrane interface probe by LFR January 2009
  - GGW320 Grab groundwater sample location by LFR January 2009
  - Area of excavation
  - Groundwater gradient feet per foot and percent
  - 11.63 Groundwater elevation measured September 2012 (feet above mean sea level)
  - \* Groundwater elevation in deeper well not used in contour

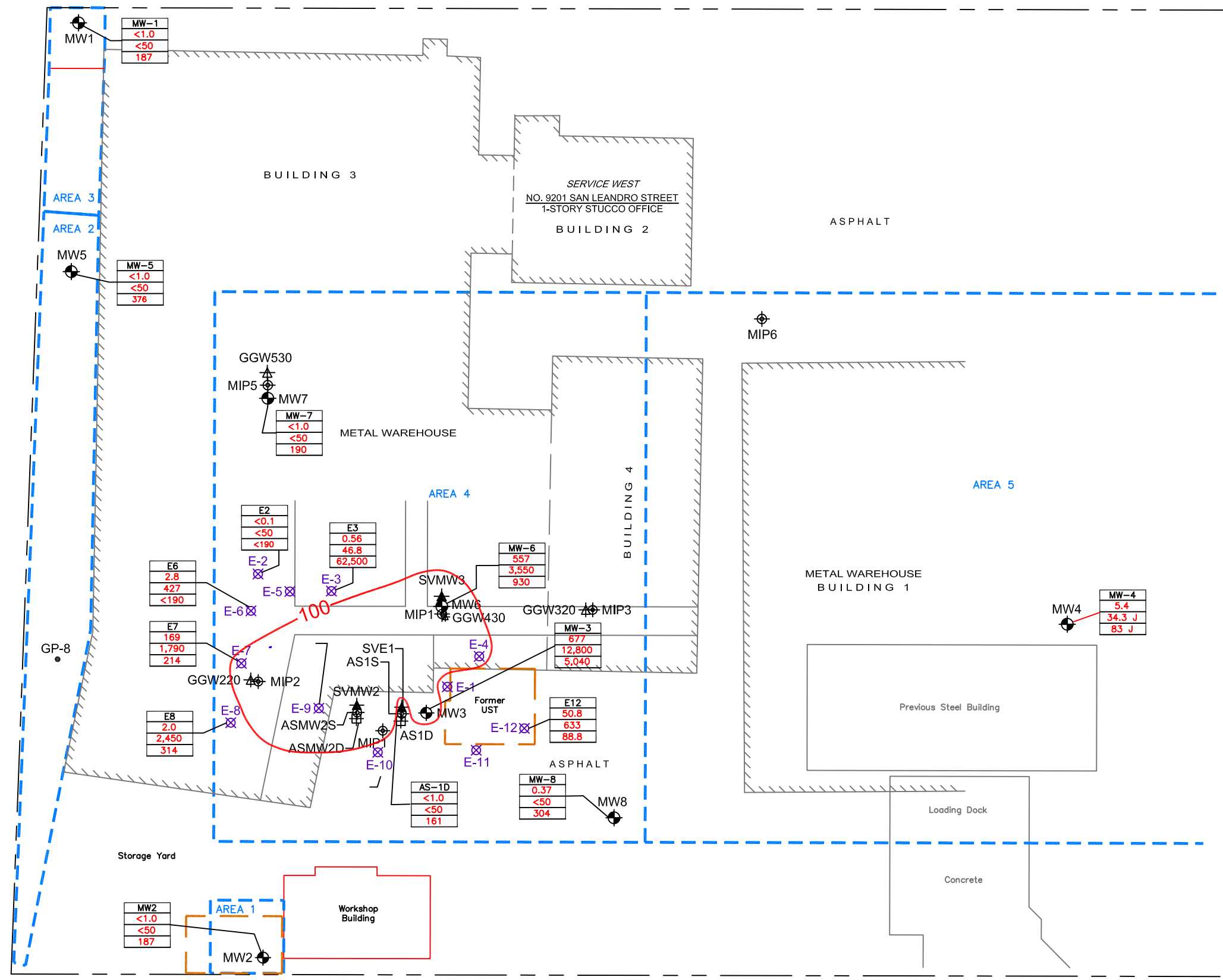


DATE: 04/2012	FILE NAME: PCC-Q4-12.DWG	SOURCE: LFR, MAY 2009
------------------	-----------------------------	--------------------------

**GROUNDWATER GRADIENT MAP  
SEPTEMBER 2012**

9201 SAN LEANDRO STREET  
OAKLAND, CALIFORNIA





### LEGEND

- Site Boundary
- Project areas of concern
- AS1D: Deep groundwater air injection or air injection monitoring well by LFR January 2009
- AS1S: Shallow groundwater air injection or air injection monitoring well LFR January 2009
- SVMW3: Vadose well by LFR January 2009
- MW6: Groundwater monitoring well
- MIP3: Membrane interface probe by LFR January 2009
- GGW320: Grab groundwater sample location by LFR January 2009
- GP-8: Sampling Location, 2008
- Area of excavation

MW-4	Well ID
2.6	Benzene
<50	Total Petroleum Hydrocarbons
<97	Gasoline Range
	Total Petroleum Hydrocarbons Diesel

All concentrations reported in (µg/L)

100 — Benzene Contours (µg/L)

\*Data for deep wells not included in contours

µg/L Micrograms per liter

0 40 80  
APPROXIMATE SCALE IN FEET

DATE: 04/2012 FILE NAME: PCC-Q1-12.DWG SOURCE: LFR, MAY 2009

## GROUNDWATER CONCENTRATIONS BENZENE AND TOTAL PETROLEUM HYDROCARBONS SEPTEMBER 2012 9201 SAN LEANDRO STREET OAKLAND, CALIFORNIA

## TABLES

**Table 1**  
**Current and Historical Groundwater Elevations**  
Paco Pump  
9201 San Leandro Street  
Oakland, California

<b>Well Identification</b>	<b>Date Collected</b>	<b>Top-of-Casing Elevation <sup>(1)</sup></b>	<b>Depth to Groundwater <sup>(2)</sup></b>	<b>Groundwater Elevation <sup>(1)</sup></b>
MW-1	15-Nov-92	18.05	9.34	8.71
	9-Mar-93		8.50	9.55
	21-Jul-93		9.00	9.05
	26-May-94		9.06	8.99
	24-Aug-94		8.40	9.65
	22-Nov-94		8.20	9.85
	8-Feb-95		8.30	9.75
	31-May-95		9.35	8.70
	8-Aug-95		9.16	8.89
	29-Nov-95		9.28	8.77
	29-Feb-96		7.62	10.43
	23-May-96		8.28	9.77
	4-Nov-96		9.20	8.85
	13-May-97		9.04	9.01
	14-Nov-07		8.50	9.55
	17-Jun-08		9.04	9.01
	13-Jan-09	17.76	8.65	9.11
	28-Apr-09		8.67	9.09
	6-Nov-09		8.79	8.97
	28-Jun-10		8.77	8.99
30-Dec-10		7.20	10.56	
8-Jun-11		8.12	9.64	
15-Dec-11		8.76	9.00	
28-Mar-12		6.90	10.86	
13-Sep-12		8.92	8.84	
MW-2	15-Nov-92	19.40	10.05	9.35
	9-Mar-93		9.21	10.19
	21-Jul-93		9.72	9.68
	26-May-94		9.58	9.82
	24-Aug-94		9.98	9.42
	22-Nov-94		8.70	10.70
	8-Feb-95		8.68	10.72
	31-May-95		9.48	9.92
	8-Aug-95		9.64	9.76
	29-Nov-95		9.86	9.54
	29-Feb-96		8.12	11.28
	23-May-96		8.70	10.70
	4-Nov-96		9.50	9.90
	13-May-97		9.44	9.96
	14-Nov-07		8.94	10.46
	17-Jun-08		9.57	9.83
	13-Jan-09	19.12	9.21	9.91
	28-Apr-09		9.30	9.82
	6-Nov-09		8.91	10.21
	28-Jun-10		9.33	9.79
30-Dec-10		7.52	11.60	
8-Jun-11		8.52	10.60	
15-Dec-11		9.25	9.87	
28-Mar-12		7.45	11.67	
13-Sep-12		9.50	9.62	

**Table 1**  
**Current and Historical Groundwater Elevations**  
Paco Pump  
9201 San Leandro Street  
Oakland, California

Well Identification	Date Collected	Top-of-Casing Elevation <sup>(1)</sup>	Depth to Groundwater <sup>(2)</sup>	Groundwater Elevation <sup>(1)</sup>
MW-3	15-Nov-92	19.70	10.35	9.35
	9-Mar-93		9.19	10.51
	21-Jul-93		11.07	8.63
	26-May-94		10.04	9.66
	24-Aug-94		11.08	8.62
	22-Nov-94		8.92	10.78
	8-Feb-95		8.90	10.80
	31-May-95		10.16	9.54
	8-Aug-95		9.92	9.78
	29-Nov-95		10.7	9.00
	29-Feb-96		8.52	11.18
	23-May-96		8.15	11.55
	4-Nov-96		7.21	12.49
	13-May-97		9.82	9.88
	14-Nov-07		9.21	10.49
	17-Jun-08		9.81	9.89
	13-Jan-09	19.42	9.58	9.84
	28-Apr-09		9.59	9.83
	6-Nov-09		9.52	9.90
	28-Jun-10		9.60	9.82
30-Dec-10		7.74	11.68	
8-Jun-11		8.80	10.62	
15-Dec-11		9.54	9.88	
28-Mar-12		7.74	11.68	
13-Sep-12			9.69	9.73
MW-4	15-Nov-92	19.65	8.87	10.78
	9-Mar-93		7.96	11.69
	21-Jul-93		8.06	11.59
	26-May-94		8.57	11.08
	24-Aug-94		8.75	10.90
	22-Nov-94		7.41	12.24
	8-Feb-95		7.20	12.45
	31-May-95		8.32	11.33
	8-Aug-95		8.66	10.99
	29-Nov-95		8.93	10.72
	29-Feb-96		6.54	13.11
	23-May-96		7.24	12.41
	4-Nov-96		8.58	11.07
	13-May-97		8.42	11.23
	14-Nov-07		7.61	12.04
	17-Jun-08		8.31	11.34
	13-Jan-09	19.37	NM	NM
	28-Apr-09		NM	NM
	6-Nov-09		8.00	11.37
	28-Jun-10		8.05	11.32
30-Dec-10		5.70	13.67	
8-Jun-11		6.88	12.49	
15-Dec-11		8.88	10.49	
28-Mar-12		5.77	13.60	
13-Sep-12			8.29	11.08

**Table 1**  
**Current and Historical Groundwater Elevations**  
Paco Pump  
9201 San Leandro Street  
Oakland, California

Well Identification	Date Collected	Top-of-Casing Elevation <sup>(1)</sup>	Depth to Groundwater <sup>(2)</sup>	Groundwater Elevation <sup>(1)</sup>
MW-5	24-Aug-94	18.49	8.22	10.27
	22-Nov-94		7.90	10.59
	8-Feb-95		7.92	10.57
	31-May-95		8.74	9.75
	8-Aug-95		8.93	9.56
	29-Nov-95		9.11	9.38
	29-Feb-96		7.36	11.13
	23-May-96		7.92	10.57
	4-Nov-96		8.78	9.71
	13-May-97		8.82	9.67
	14-Nov-07		8.16	10.33
	17-Jun-08		8.75	9.74
	13-Jan-09	18.21	8.46	9.75
	28-Apr-09		8.50	9.71
	6-Nov-09		9.93	8.28
	28-Jun-10		8.42	9.79
	30-Dec-10		6.68	11.53
8-Jun-11		7.64	10.57	
15-Dec-11		8.45	9.76	
28-Mar-12		6.77	11.44	
13-Sep-12		8.63	9.58	
MW-6	13-Jan-09	19.46	9.59	9.87
	28-Apr-09		9.65	9.81
	6-Nov-09		9.60	9.86
	28-Jun-10		9.54	9.92
	30-Dec-10		7.80	11.66
	8-Jun-11		8.74	10.72
	15-Dec-11		9.64	9.82
	28-Mar-12		7.77	11.69
13-Sep-12		9.82	9.64	
MW-7	13-Jan-09	19.44	9.66	9.78
	28-Apr-09		9.67	9.77
	6-Nov-09		9.64	9.80
	28-Jun-10		NM	NM
	30-Dec-10		7.89	11.55
	8-Jun-11		8.79	10.65
	15-Dec-11		9.64	9.80
	28-Mar-12		7.81	11.63
	13-Sep-12		9.80	9.64
MW-8	28-Jun-10	18.27	8.07	10.20
	30-Dec-10		5.92	12.35
	8-Jun-11		7.30	10.97
	15-Dec-11		7.86	10.41
	28-Mar-12		6.09	12.18
	13-Sep-12		8.10	10.17
AS-1S	13-Jan-09	19.38	9.45	9.93
	28-Apr-09		9.67	9.71
	6-Nov-09		9.63	9.75
	28-Jun-10		9.90	9.48
	30-Dec-10		7.65	11.73
	8-Jun-11		8.65	10.73
	15-Dec-11		9.01	10.37

**Table 1**  
**Current and Historical Groundwater Elevations**  
Paco Pump  
9201 San Leandro Street  
Oakland, California

Well Identification	Date Collected	Top-of-Casing Elevation <sup>(1)</sup>	Depth to Groundwater <sup>(2)</sup>	Groundwater Elevation <sup>(1)</sup>
	28-Mar-12		7.68	11.70
	13-Sep-12		8.89	10.49
ASMW2S	13-Jan-09	19.38	9.51	9.87
	28-Apr-09		9.55	9.83
	6-Nov-09		9.53	9.85
	28-Jun-10		10.30	9.08
	30-Dec-10		7.73	11.65
	8-Jun-11		8.70	10.68
	15-Dec-11		9.51	9.87
	28-Mar-12		7.67	11.71
AS-1D	13-Jan-09	19.31	9.42	9.89
	28-Apr-09		9.48	9.83
	6-Nov-09		9.50	9.81
	28-Jun-10		9.90	9.41
	30-Dec-10		7.65	11.66
	8-Jun-11		8.60	10.71
	15-Dec-11		9.47	9.84
	28-Mar-12		7.66	11.65
	13-Sep-12		9.65	9.66
ASMW-2D	13-Jan-09	19.52	9.65	9.87
	28-Apr-09		9.69	9.83
	6-Nov-09		9.70	9.82
	28-Jun-10		9.70	9.82
	30-Dec-10		7.88	11.64
	8-Jun-11		8.85	10.67
	15-Dec-11		9.65	9.87
	28-Mar-12		7.86	11.66
E-1	15-Dec-11		9.43	
	28-Mar-12		6.82	
	13-Sep-12		9.57	
E-2	30-Dec-10	19.56	7.95	11.61
	8-Jun-11		8.91	10.65
	15-Dec-11		9.70	9.86
	28-Mar-12		7.93	11.63
	30-Jun-10			19.56
	13-Sep-12		9.90	9.66
E-3	15-Dec-11		9.72	
	28-Mar-12		7.84	
	13-Sep-12		10.10	
E-4	15-Dec-11		9.60	
	28-Mar-12		7.80	
	13-Sep-12		9.71	
E-5	15-Dec-11		9.69	
	28-Mar-12		7.89	
	13-Sep-12		9.90	
E-6	15-Dec-11		9.61	
	28-Mar-12		7.81	
	13-Sep-12		9.20	
E-7	30-Dec-10	19.59	7.95	11.64
	8-Jun-11		8.89	10.70

**Table 1**  
**Current and Historical Groundwater Elevations**  
Paco Pump  
9201 San Leandro Street  
Oakland, California

Well Identification	Date Collected	Top-of-Casing Elevation <sup>(1)</sup>	Depth to Groundwater <sup>(2)</sup>	Groundwater Elevation <sup>(1)</sup>
	15-Dec-11		9.72	9.87
	28-Mar-12		7.94	11.65
	13-Sep-12		10.00	9.59
E-8	30-Dec-10	19.59	7.96	11.63
	8-Jun-11		8.88	10.71
	15-Dec-11		9.73	9.86
	28-Mar-12		7.93	11.66
	13-Sep-12		9.90	9.69
E-9	15-Dec-11		9.63	
	28-Mar-12		7.84	
	13-Sep-12		10.07	
E-10	15-Dec-11		9.44	
	28-Mar-12		7.64	
	13-Sep-12		N/A	
E-11	15-Dec-11		9.28	
	28-Mar-12		7.45	
	13-Sep-12		10.05	
E-12	15-Dec-11		8.89	
	28-Mar-12		7.05	
	13-Sep-12		9.08	

**Notes:**

<sup>(1)</sup> Top-of-casing and groundwater elevation in North America Vertical Datum 1988; wells re-surveyed by Tronoff Associates Land Surveying on February 2, 2009.

<sup>(2)</sup> Depth to water measured in feet below top of casing.

N/A = Not Available

**Table 2**  
**Current and Historical Analytical Results for Volatile Organic Compounds in Groundwater**  
Paco Pump  
9201 San Leandro Street  
Oakland, California  
concentrations (µg/L)

Sample Location	Date Collected	Depth (feet bgs)	TPHd	TPHmo	TPHg	Benzene	Toluene	Ethylbenzene	Total Xylenes	MTBE	Other Fuel Additives
<b>LFR Area 1 - Southwestern Corner of the Site, west of the "workshop building"</b>											
MW-2	16-Nov-92	5.25-20.25	<50	NA	<50	<0.5	<0.5	<0.5	<0.5	NA	NA
	9-Mar-93		<b>430</b>	NA	<50	<0.5	<0.5	<0.5	<0.5	NA	NA
	21-Jul-93		<50	NA	<50	<0.5	<0.5	<0.5	<0.5	NA	NA
	29-Jan-94		<50	NA	<50	<2.0	<2.0	<2.0	<2.0	NA	NA
	26-May-94		<50	NA	<50	<b>2.3</b>	0.8	<0.5	<0.5	NA	NA
	24-Aug-94		<50	NA	<50	<b>3.1</b>	1.4	0.5	0.6	NA	NA
	22-Nov-94		<50	NA	<50	<b>3.4</b>	1.8	<0.5	0.5	NA	NA
	8-Feb-95		<50	NA	<50	<b>4.5</b>	1.3	<0.5	0.5	NA	NA
	31-May-95		<50	NA	NA	NA	NA	NA	NA	NA	NA
	8-Aug-95		<50	NA	<50	<0.5	<0.5	<0.5	<0.5	NA	NA
	29-Nov-95		<50	NA	NA	NA	NA	NA	NA	NA	NA
	29-Feb-96		<50	NA	<50	<0.5	<0.5	<0.5	<0.5	NA	NA
	23-May-96		<50	NA	NA	NA	NA	NA	NA	NA	NA
	4-Nov-96		<50	NA	NA	NA	NA	NA	NA	NA	ND
	13-Nov-03		NA	NA	<50	<0.5	<0.5	<0.5	<2.0	NA	ND
	17-Jun-08		NA	NA	<50	<0.5	<0.5	<0.5	<0.5	1.1	ND
	6-Nov-09		<b>360</b>	NA	<50	<0.5	<0.5	<0.5	<1.0	0.63	ND
	28-Jun-10		53.4J	NA	<50	<1.0	<1.0	<1.0	<2.0	<1.0	ND
	30-Dec-10		<280	<b>3,240</b>	29.2 J <sup>a</sup>	<1.0	<1.0	<1.0	<2.0	<1.0	ND
	8-Jun-11		NA	NA	<50	<1.0	<1.0	<1.0	<2.0	<1.0	ND
	15-Dec-11		95/<94*	<b>422/311*</b>	<50	<1.0	<1.0	<1.0	<2.0	<1.0	ND
	13-Sep-12		301	<190	<50	<1.0	<1.0	<1.0	<2.0	0.20	ND
<b>LFR Area 2 - Area South of the Warehouse Storage Area Building Adjacent to the Southern Property Boundary</b>											
MW-1	15-Nov-92	5.25-20.25	<50	NA	NA	NA	NA	NA	NA	NA	NA
	9-Mar-93		<b>140</b>	NA	NA	NA	NA	NA	NA	NA	NA
	21-Jul-93		<50	NA	NA	NA	NA	NA	NA	NA	NA
	29-Jan-94		<50	NA	NA	NA	NA	NA	NA	NA	NA
	26-May-94		NA	NA	<50	<0.5	<0.5	<0.5	<0.5	<0.5	NA
	24-Aug-94		NA	NA	<50	<0.5	<0.5	<0.5	<0.5	<0.5	NA
	22-Nov-94		NA	NA	<50	<0.5	<0.5	<0.5	<0.5	<0.5	NA
	8-Feb-95		NA	NA	<50	<0.5	<0.5	<0.5	<0.5	<0.5	NA
	31-May-95		NA	NA	<50	<0.5	<0.5	<0.5	<0.5	<0.5	NA
	23-May-96		NA	NA	<50	<0.5	<0.5	<0.5	<0.5	<0.5	NA
	27-Oct-00		NA	NA	<50	<0.5	<0.5	<0.5	<0.5	<0.5	NA
	14-Nov-07		NA	NA	<50	<0.5	<0.5	<0.5	<0.5	<2.0	NA
	17-Jun-08		NA	NA	<50	<0.5	<0.5	<0.5	<0.5	0.67	NA
	6-Nov-09		<51	NA	<50	<0.5	<0.5	<0.5	<1.0	<0.5	ND
	28-Jun-10		56.8J	NA	<50	<1.0	<1.0	<1.0	<2.0	<1.0	ND
	30-Dec-10		<94	<b>114 J</b>	<50	<1.0	<1.0	<1.0	<2.0	<1.0	ND
	16-Dec-11		<94*	<b>522*</b>	<50	<1.0	<1.0	<1.0	<2.0	<1.0	ND
	28-Mar-12		<94*	<190*	NA	NA	NA	NA	NA	NA	NA
	13-Sep-12		187	<190	<50	<1.0	<1.0	<1.0	<2.0	<1.0	ND
<b>LFR Area 4 - Former UST near Groundwater Monitoring Well MW-3</b>											
B-1	3-Feb-97	15-20	NA	NA	<b>31,000</b>	<b>7,100</b>	<b>4,100</b>	<b>520</b>	<b>1,400</b>	NA	NA
B-2	3-Feb-97	15-20	NA	NA	<b>41,000</b>	<b>14,000</b>	<b>2,600</b>	<b>740</b>	<b>1,700</b>	NA	NA
B-3	3-Feb-97	15-20	NA	NA	<b>1,400</b>	<b>310</b>	9.9	27	56	NA	NA



**Table 2**  
**Current and Historical Analytical Results for Volatile Organic Compounds in Groundwater**  
Paco Pump  
9201 San Leandro Street  
Oakland, California  
concentrations (µg/L)

Sample Location	Date Collected	Depth (feet bgs)	TPHd	TPHmo	TPHg	Benzene	Toluene	Ethylbenzene	Total Xylenes	MTBE	Other Fuel Additives
B-4	3-Feb-97	15-20	NA	NA	<50	<0.5	<0.5	<0.5	<0.5	NA	NA
MW-3	16-Nov-92	5.25-20.25	<50	NA	40,000	2,900	6,100	550	1,700	NA	NA
	9-Mar-93		290	NA	12,000	1,000	300	110	170	NA	NA
	21-Jul-93		<50	NA	3,400	420	63	36	37	NA	NA
	29-Jan-94		<50	NA	5,600	910	220	47	36	NA	NA
	26-May-94		<50	NA	5,200	890	180	45	43	NA	NA
	24-Aug-94		<50	NA	5,200	580	76	29	22	NA	NA
	22-Nov-94		<50	NA	2,200	670	130	31	28	NA	NA
	8-Feb-95		<50	NA	2,900	780	120	31	33	NA	NA
	31-May-95		NA	NA	9,100	2,800	160	91	72	NA	NA
D	31-May-95		NA	NA	5,300	1,300	170	37	44	NA	NA
MW-3	28-Aug-95		NA	NA	1,400	<0.5	<0.5	1.7	8.9	NA	NA
D	28-Aug-95		NA	NA	4,800	2,500	150	53	44	NA	NA
	29-Nov-95		NA	NA	3,000	780	43	32	32	NA	NA
D	29-Nov-95		NA	NA	2,400	830	38	21	16	NA	NA
	29-Feb-96		NA	NA	3,800	1,200	130	36	35	NA	NA
D	29-Feb-96		NA	NA	8,000	3,400	430	100	99	NA	NA
	23-May-96		NA	NA	6,900	3,300	340	71	74	NA	NA
D	23-May-96		NA	NA	4,300	3,200	350	72	74	NA	NA
	4-Nov-96		NA	NA	4,900	2,100	110	70	44	NA	NA
D	4-Nov-96		NA	NA	4,500	2,100	130	61	39	NA	NA
	13-May-97		NA	NA	10,000	4,800	530	100	92	<100	NA
	26-Jan-98		NA	NA	12,000	5,000	250	91	100	NA	NA
	27-Oct-00		NA	NA	19,000	9,000	1,000	250	130	NA	NA
	3-Nov-03		NA	NA	13,000	3,900	370	300	130	<40	NA
	17-Jun-08		NA	NA	13,000	4,400	600	300	150	<100	NA
	6-Nov-09		710	NA	13,000	3,400	400	310	220	<2.5	4.1 (1,2-DCA)
	28-Jun-10		699	NA	22,200	1,740	2,100	318	1,060	<50	ND
D	28-Jun-10		722	NA	31,000	1,560	2,210	380	1,240	<50	ND
	10-Aug-10		NA	NA	12,000	1,400	1,200	190	540	<13	ND
	30-Dec-10		36,500	3,900	22,200	1,730	2,030	406	1,530	<50	ND
	8-Jun-11		NA	NA	20,400	2,180	2,040	273	765	<25	ND
	16-Dec-11		1,710/832*	312 J/<190*	9,000	1,220	1,290	163	518	<25	ND
D	16-Dec-11		1,530/2,530*	<570/<750*	13,200	1,590	1,680	207	671	<50	ND
	13-Sep-12		5,040	4,710	12,800	677	607	161	445	<25	ND
MW-5	24-Aug-94	5.25-20.25	130	NA	<50	<0.5	<0.5	<0.5	<0.5	NA	NA
D	22-Nov-94		<50	NA	<50	<0.5	<0.5	<0.5	<0.5	NA	NA
	8-Feb-95		<50	NA	<50	<0.5	<0.5	<0.5	<0.5	NA	NA
	31-May-95		NA	NA	<50	<0.5	<0.5	<0.5	<0.5	NA	NA
	8-Aug-95		NA	NA	<50	<0.5	<0.5	<0.5	<0.5	NA	NA
	29-Feb-96		NA	NA	<50	0.6	<0.5	<0.5	<0.5	NA	NA
	13-May-97		NA	NA	<50	<0.5	<0.5	<0.5	<0.5	NA	NA
	27-Oct-00		NA	NA	<50	<0.5	<0.5	<0.5	<0.5	NA	NA
	13-Nov-03		NA	NA	<50	<0.5	<0.5	<0.5	<0.5	<2.0	NA
	17-Jun-08		NA	NA	<50	<0.5	<0.5	<0.5	<0.5	<0.5	ND
	6-Nov-09		1,300	NA	<50	<0.5	<0.5	<0.5	<1.0	<0.5	ND
	28-Jun-10		289	NA	<50	<1.0	<1.0	<1.0	<2.0	<1.0	ND
	30-Dec-10		<94	808	<50	<1.0	<1.0	<1.0	<2.0	<1.0	ND

**Table 2**  
**Current and Historical Analytical Results for Volatile Organic Compounds in Groundwater**  
Paco Pump  
9201 San Leandro Street  
Oakland, California  
concentrations (µg/L)

Sample Location	Date Collected	Depth (feet bgs)	TPHd	TPHmo	TPHg	Benzene	Toluene	Ethylbenzene	Total Xylenes	MTBE	Other Fuel Additives
	16-Dec-11		<94/<95*	<b>681/547*</b>	<50	<1.0	<1.0	<1.0	<2.0	<1.0	ND
	28-Mar-12		<b>196*</b>	<b>212*</b>	NA	NA	NA	NA	NA	NA	NA
	13-Sep-12		376	<190	<50	<1.0	<1.0	<1.0	<2.0	<1.0	ND
MW-6	14-Jan-09	10-17	NA	NA	<b>740</b>	<b>66</b>	<b>48</b>	6.3	<b>23</b>	1.2	<b>17 (1,2-DCA)</b>
	6-Nov-09		<b>1,200</b>	NA	<b>4,500</b>	<b>1,300</b>	<b>270</b>	<b>110</b>	<b>44</b>	<2.5	<b>39 (1,2-DCA)</b>
	28-Jun-10		<b>474</b>	NA	<b>3,810</b>	<b>484</b>	<b>284</b>	<b>78.7</b>	<b>233</b>	<10	<b>20.8 (1,2-DCA)</b>
	10-Aug-10		NA	NA	<b>4,600</b>	<b>800</b>	<b>160</b>	<b>160</b>	<b>210</b>	<6.3	<b>12 (1,2-DCA)</b>
	30-Dec-10		<b>2,470</b>	<380	<b>9,720</b>	<b>1,130</b>	<b>469</b>	<b>364</b>	<b>1,360</b>	<20	<b>20.7 (1,2-DCA)</b>
	8-Jun-11		NA	NA	<b>8,140</b>	<b>1,460</b>	<b>377</b>	<b>206</b>	<b>515</b>	<20	<b>15.4 (1,2-DCA)</b>
	16-Dec-11		<b>2,200/874*</b>	<b>2,350/1,670</b>	<b>5,920</b>	<b>1,500</b>	<b>74.9</b>	<b>135</b>	<b>254</b>	<25	<b>12.4 (1,2-DCA)</b>
	28-Mar-12		<b>380*</b>	<190*	<b>2,180</b>	<b>347</b>	20.5	<b>36</b>	<b>56</b>	<5.0	<b>6.8 (1,2-DCA)</b>
	13-Sep-12		930	<190	<b>3,550</b>	<b>557</b>	<b>45</b>	<b>59.9</b>	<b>126</b>	<10	<b>5.8 (1,2-DCA)</b>
AS-1S	13-Jan-09	14-17	NA	NA	<b>41,000</b>	<b>4,100</b>	<b>2,700</b>	<b>510</b>	<b>1,000</b>	<25	ND
	6-Nov-09		<b>1,300</b>	NA	<b>3,800</b>	<b>950</b>	7.3	<b>76</b>	<b>42</b>	<0.5	<b>3.1 (1,2-DCA)</b>
	28-Jun-10		<b>214</b>	NA	<b>1,630</b>	<b>202</b>	26.2	9.1	<b>25.4</b>	2.1	<b>3.1 (1,2-DCA)</b>
	10-Aug-10		NA	NA	<b>1,200</b>	<b>370</b>	<b>44</b>	<b>34</b>		<2.5	<b>2.6 (1,2 DCA)</b>
	30-Dec-10		<b>2,790</b>	<570	<b>30,000</b>	<b>4,530</b>	<b>4,040</b>	<b>538</b>	<b>1,100</b>	<100	ND
	15-Dec-11		<b>1,340*</b>	<b>582*</b>	<b>7,640</b>	<b>772</b>	<b>788</b>	<b>290</b>	<b>590</b>	<20	ND
ASMW-2S	13-Jan-09	10-17	NA	NA	<b>9,100</b>	<b>2,800</b>	<b>430</b>	<b>140</b>	<b>230</b>	<10	<b>25 (1,2-DCA)</b>
	6-Nov-09		<b>2,400</b>	NA	<b>18,000</b>	<b>4,700</b>	<b>540</b>	<b>330</b>	<b>530</b>	<2.5	<b>50 (1,2-DCA), 46 (TBA)</b>
	28-Jun-10		<b>479</b>	NA	<b>8,330</b>	<b>416</b>	<b>434</b>	<b>151</b>	<b>583</b>	<33	ND
	10-Aug-10		NA	NA	<b>3,200</b>	<b>420</b>	<b>69</b>	<b>61</b>	<b>130</b>	<3.1	<b>3.4 (1,2 DCA)</b>
	30-Dec-10		<b>3,440</b>	<2,000	<b>5,300</b>	<b>447</b>	<b>80.1</b>	<b>95.0</b>	<b>181</b>	ND<10	<b>5.7 (1,2 DCA)</b>
	15-Dec-11		<b>998*</b>	<b>148*</b>	<b>2,250</b>	<b>253</b>	<b>19.8</b>	<b>49.9</b>	<b>77.4</b>	<10	ND
MW-7	14-Jan-09	20-28	NA	NA	<50	<0.5	<0.5	<0.5	<0.5	1.1	ND
	6-Nov-09		<52	NA	<50	<0.5	<0.5	<0.5	<1.0	1.3	ND
	30-Dec-10		<96	<190	<50	<1.0	<1.0	<1.0	<2.0	1.1	ND
	8-Jun-11		NA	NA	<50	<1.0	<1.0	<1.0	<2.0	1.0	ND
	16-Dec-11		<94*	832*	<50	0.67	<1.0	0.35 J	<2.0	0.88 J	ND
D	16-Dec-11		<94*	<b>1,730*</b>	<50	0.62 J	<1.0	0.33 J	<2.0	0.91 J	ND
	28-Mar-12		<94*	<190*	NA	NA	NA	NA	NA	NA	NA
	13-Sep-12		<190	<b>3,510</b>	<50	<1.0	<1.0	<1.0	<2.0	0.41	ND
MW-8	28-Jun-10	8-18	<100	NA	<50	0.81J	1.3	0.41J	1.6 J	0.62J	ND
	30-Dec-10		<95	<190	<50	<1.0	<1.0	<1.0	<2.0	0.53J	ND
	8-Jun-11		NA	NA	<50	<1.0	<1.0	<1.0	<2.0	<1.0	ND
	16-Dec-11		<95*	155 J*	<50	<1.0	<1.0	<1.0	<2.0	<1.0	ND
	13-Sep-12		304	<190	<50	0.37	0.28	<1.0	<2.0	0.29	ND
AS-1D	13-Jan-09	31-34	NA	NA	<50	0.69	0.54	<0.5	<0.5	<0.5	ND
	6-Nov-09		<53	NA	<50	<0.5	<0.5	<0.5	<1.0	<0.5	ND
	28-Jun-10		<94	NA	<50	<1.0	<1.0	<1.0	<2.0	<1.0	ND
	30-Dec-10		<94	<190	<50	<1.0	<1.0	<1.0	<2.0	<1.0	ND
	15-Dec-11		86.2 J*	<190*	27.6	1.7	3.1	0.54	2.3	<1.0	ND
	13-Sep-12		161	<190	<50	<1.0	<1.0	<1.0	<2.0	<1.0	ND
ASMW-2D	13-Jan-09	24-34	NA	NA	<50	0.80	0.78	<0.5	<0.5	0.56	ND
	6-Nov-09		<51	NA	<50	<0.5	<0.5	<0.5	<1.0	0.58	ND
	28-Jun-10		<94	NA	<50	<1.0	<1.0	<1.0	<2.0	<1.0	ND

**Table 2**  
**Current and Historical Analytical Results for Volatile Organic Compounds in Groundwater**  
Paco Pump  
9201 San Leandro Street  
Oakland, California  
concentrations (µg/L)

Sample Location	Date Collected	Depth (feet bgs)	TPHd	TPHmo	TPHg	Benzene	Toluene	Ethylbenzene	Total Xylenes	MTBE	Other Fuel Additives
	30-Dec-10		<100	<200	<50	<1.0	<1.0	<1.0	<2.0	<1.0	ND
	15-Dec-11		96.1*	<190*	<50	0.76 J	0.99	<1.0	1.1	<1.0	ND
E1	16-Jun-10	8-18	NA	NA	<b>36,000</b>	<b>3,200</b>	<b>2,300</b>	<b>750</b>	<b>2,170</b>	<25	<25
	30-Jun-10		NA	NA	<b>124</b>	<b>11.7</b>	<b>9.4</b>	1.5	7.7	<1	0.31 (1,2 DCA)
	16-Dec-11		<b>323*</b>	<190*	<b>1,700</b>	<b>55.5</b>	22.1	16.1	<b>27.6</b>	<5.0	ND
E2	16-Jun-10	8-18	NA	NA	72	<b>5.3</b>	5.9	0.89	4.9	2.1	<b>0.68</b> (1,2 DCA)
	30-Jun-10		NA	NA	<50	<1.0	<1.0	<1.0	<2.0	2.0	<b>0.5</b> (1,2 DCA)
	30-Dec-10		<190	<b>3,740</b>	<50	<1.0	<1.0	<1.0	<2.0	1.8	0.41 (1,2 DCA)
	8-Jun-11		NA	NA	<50	<1.0	<1.0	<1.0	<2.0	1.7	0.45 (1,2-DCA)
	15-Dec-11		<95/<96*	<b>1,570/1,270*</b>	<50	<1.0	<1.0	<1.0	<2.0	1.2	ND
	28-Mar-12		<b>245*</b>	<b>387*</b>	NA	NA	NA	NA	NA	NA	NA
	13-Sep-12		<190	2,990	<50	<1.0	<1.0	<1.0	<2.0	0.57 J	<b>0.36 J</b> (1,2-DCA)
E3	16-Dec-11		<b>13,900*</b>	<b>15,600*</b>	<b>185</b>	<b>1.2</b>	<1.0	<1.0	<2.0	0.74 J	<b>1.0</b> (1,2-DCA)
	28-Mar-12		<b>1,060*</b>	<b>1,860*</b>	<b>151</b>	<b>1.4</b>	<1.0	<1.0	<2.0	0.53 J	<b>0.76 J</b> (1,1-DCA)
	13-Sep-12		<b>62,500</b>	<b>93,700</b>	<b>46.8</b>	0.56	<1.0	<1.0	<2.0	0.55 J	<b>0.99 J</b> (1,1-DCA)
E4	16-Dec-11		<b>264*</b>	<b>447*</b>	<b>1,580</b>	<b>240</b>	9.9	18.3	5.8 J	<5.0	<b>2.7</b> (1,2-DCA)
E5	15-Dec-11		<b>11,100*</b>	<b>11,500*</b>	27.1 J	<1.0	<1.0	<1.0	<2.0	0.83 J	ND
E6	15-Dec-11		<b>1,460*</b>	<b>931*</b>	<b>617</b>	<b>17.6</b>	<2.0	3.3	<4.0	<2.0	ND
	28-Mar-12		93.9 J*	<b>191*</b>	<b>273</b>	<b>4.4</b>	<1.0	2.8	<2.0	0.78 J	ND
	13-Sep-12		<190	<b>2,440</b>	<b>427</b>	<b>2.8</b>	<1.0	2.3	<2.0	0.85	ND
E7	16-Jun-10	8-18	NA	NA	<b>780</b>	<b>100</b>	<b>73</b>	20	<b>80</b>	<b>5.2</b>	<b>1.9</b> (1,2 DCA)
	30-Jun-10		NA	NA	<b>3,460</b>	<b>207</b>	<b>258</b>	<25	<b>360</b>	3.8	<b>2.5</b> (1,2 DCA)
	30-Dec-10		<b>1,360</b>	<190	<b>3,380</b>	<b>339</b>	20.0	<b>83.3</b>	<b>23.9</b>	<b>5.4</b>	<b>3.5</b> (1,2 DCA)
	8-Jun-11		NA	NA	<b>1,580</b>	<b>143</b>	17.4	26.9	<b>21.7</b>	4.3	<b>2.2</b> (1,2-DCA)
	15-Dec-11		<b>373/287*</b>	<190/<190*	<b>1,070</b>	<b>144</b>	29.5	16	<b>27.2</b>	4.4	<b>3.1</b> (1,2-DCA)
	28-Mar-12		53.8 J*	<190*	<b>806</b>	<b>97</b>	11.9	12.9	18.4	3.2	<b>1.6 J</b> (1,2-DCA)
	13-Sep-12		214	<200	<b>1,790</b>	<b>169</b>	<b>67.3</b>	27.8	<b>82.3</b>	3.5	<b>2.6</b> (1,2-DCA)
E8	30-Dec-10		<b>1,220</b>	<190	<b>8,930</b>	<b>480</b>	19.1	<b>164</b>	<b>51.8</b>	<10	<b>4.8</b> (1,2-DCA)
	8-Jun-11		NA	NA	<b>3,520</b>	<b>178</b>	9.6	<b>55.7</b>	<b>49.5</b>	<5	<b>2.7</b> (1,2-DCA)
	15-Dec-11		<b>508*</b>	<190*	<b>2,000</b>	<b>208</b>	4	<b>42.9</b>	14.0	<5.0	ND
	28-Mar-12		64 J*	<190*	<b>1,380</b>	<b>92</b>	4	20.3	<b>26.5</b>	<4.0	<b>13 J</b> (TBA)
	13-Sep-12		314	<200	<b>2,450</b>	<b>2.0</b>	<5.0	<5.0	<10	2.8	
E9	15-Dec-11		<b>7,950*</b>	<190*	<b>35,100</b>	<b>4,810</b>	<b>5,710</b>	<b>768</b>	<b>3,260</b>	<100	ND
	28-Mar-12		<b>894*</b>	<190*	<b>24,200</b>	<b>2,440</b>	<b>2,550</b>	<b>396</b>	<b>1,810</b>	<100	ND
E10	15-Dec-11		<b>10,400*</b>	<190*	<b>32,800</b>	<b>4,350</b>	<b>6,450</b>	<b>667</b>	<b>2,880</b>	<100	<b>37</b> (1,2-DCA)
	28-Mar-12		<b>1,630*</b>	<190*	<b>30,000</b>	<b>3,090</b>	<b>4,140</b>	<b>515</b>	<b>2,310</b>	<100	<b>20.6 J</b> (1,2-DCA)
E11	16-Jun-10	8-18	NA	NA	<b>25,000</b>	<b>1,800</b>	<b>1,500</b>	<b>480</b>	<b>980</b>	<13	<13
	30-Jun-10		NA	NA	<b>15,300</b>	<b>268</b>	<b>509</b>	<b>473</b>	<b>1,140</b>	<40	<40
	16-Dec-11		<b>3,920*</b>	<970*	<b>17,200</b>	<b>634</b>	<b>916</b>	<b>384</b>	<b>934</b>	<50	ND
	28-Mar-12		<b>960*</b>	<190*	<b>15,700</b>	<b>377</b>	<b>544</b>	<b>237</b>	<b>902</b>	<50	ND
E12	16-Jun-10	8-18	NA	NA	<b>4,300</b>	<b>190</b>	15	43	<b>49</b>	<2	<b>2.0</b> (1,2 DCA)
	30-Jun-10		NA	NA	<b>1,570</b>	<b>130</b>	6.6	<3	<b>24.2</b>	<3	<3
	16-Dec-11		69.9 J*	<190*	<b>297</b>	<b>27.5</b>	1.1 J	3.2	<4.0	<2.0	ND
	13-Sep-12		88.8	<190	<b>633</b>	<b>50.8</b>	2.6	7.2	2.7	<1.0	<b>18.9</b> (TBA)

**Table 2**  
**Current and Historical Analytical Results for Volatile Organic Compounds in Groundwater**  
Paco Pump  
9201 San Leandro Street  
Oakland, California  
concentrations (µg/L)

Sample Location	Date Collected	Depth (feet bgs)	TPHd	TPHmo	TPHg	Benzene	Toluene	Ethylbenzene	Total Xylenes	MTBE	Other Fuel Additives
<b>LFR Area 5 - Suspected Former UST near Groundwater Monitoring Well MW-4</b>											
MW-4	16-Nov-92	5.25-20.25	<50	NA	<b>560</b>	<b>66</b>	<b>73</b>	16	<b>130</b>	NA	NA
D	16-Nov-92		<50	NA	<b>520</b>	<b>63</b>	<b>67</b>	15	<b>140</b>	NA	NA
	9-Mar-93		<50	NA	<b>750</b>	<b>67</b>	12	29	<b>62</b>	NA	NA
	21-Jul-93		<50	NA	<b>250</b>	<b>21</b>	4.2	8.4	11	NA	NA
	29-Jan-94		<50	NA	<b>180</b>	<b>28</b>	2.2	6.2	10	NA	NA
	26-May-94		NA	NA	<b>130</b>	<b>14</b>	3.2	6.1	4.7	NA	NA
	24-Aug-94		NA	NA	70	<b>6.7</b>	0.9	2.8	2.6	NA	NA
	22-Nov-94		NA	NA	90	<b>16</b>	1.7	5.6	3.4	NA	NA
	8-Feb-95		NA	NA	90	<b>17</b>	1.3	5.5	3.0	NA	NA
	31-May-95		NA	NA	90	<b>13</b>	0.6	2.3	1.2	NA	NA
	8-Aug-95		NA	NA	80	<b>3.6</b>	<0.5	1.4	0.6	NA	NA
	29-Nov-95		NA	NA	<50	<b>4.5</b>	0.7	1.0	0.7	NA	NA
	29-Feb-96		NA	NA	<50	<b>7.4</b>	1.0	3.2	2.4	NA	NA
	23-May-96		NA	NA	80	<b>11</b>	2.0	2.3	1.0	NA	NA
	3-Nov-03		<50	NA	<50	<b>6.3</b>	0.56	3.4	1.0	<2.0	NA
	18-Jun-08		<50	NA	81	<b>11</b>	0.51	4.7	1.6	<0.5	ND
	6-Nov-09		<50	NA	<50	<b>4.0</b>	<0.5	1.3	<1.0	<0.5	ND
	28-Jun-10		<100	NA	<b>186</b>	<b>12.3</b>	0.9	5.9	2.3	<1.0	ND
	30-Dec-10		<94	<190	77.4	<b>7.4</b>	<1.0	2.6	0.98	<1.0	ND
	8-Jun-11		NA	NA	94.2	<b>10.2</b>	1	3.4	1.60	<1.0	ND
	16-Dec-11		<97*	<b>130 J*</b>	<50	<b>2.6</b>	<1.0	<1.0	<2.0	<1.0	ND
	13-Sep-12		83 J	<190	34.3 J	<b>5.4</b>	0.51 J	0.82 J	0.73 J	<1.0	ND
<b>ESL's Groundwater is current or potential drinking water source</b>			100	100	100	1.0	40	30	20	5.0	0.5 (1,2-DCA), 12 (TBA)

**Notes:**

bgs = below ground surface                      NA = parameter not analyzed                      ND = parameter not present above laboratory reporting limits

TPHd = total petroleum hydrocarbons as diesel

TPHg = total petroleum hydrocarbons as gasoline

D = duplicate sample

TBA - tertiary butyl alcohol

ESL = San Francisco Bay Regional Water Quality Control Board (RWQCB) Environmental Screening Levels Table F-1a and Table F-1b RWQCB May 2008

**Bold Font** denotes concentration was greater than the ESL .

J = Estimated value above method detection limit but below laboratory reporting limit.

\* = TPH Extracable with Silica Gel Cleanup

**APPENDIX A**  
**FIELD DATA SHEETS**

# WELL GAUGING DATA

Project # 120913-PCI Date 9/13/12 Client SGI

Site 9201 San Leandro St., Oakland

Well ID	Time	Well Size (in.)	Sheen / Odor	Depth to Immiscible Liquid (ft.)	Thickness of Immiscible Liquid (ft.)	Volume of Immiscibles Removed (ml)	Depth to water (ft.)	Depth to well bottom (ft.)	Survey Point: <u>TOB</u> or <u>TOC</u>	Notes
MW-2	0830	4					9.50	20.00		
MW-5	0834	4					8.23	20.06		
MU-1	0840	4					8.93	20.11		
MU-3	0902	4					9.69	20.09		
MW-4	0908	4					8.29	20.10		
MU-6	0847	2					9.82	16.34		
MW-7	0858	2					9.80	27.00		
MW-8	0932	4					8.10	18.05		
AS-15	0830	2					8.89	16.59		
AS-10	0834	2					9.65	32.91		
E-1	0835	2					9.57	17.96		
E-2	0854	2					9.90	18.25		
E-3	0920	2					10.10	18.35		
E-4	0850	2					9.71	18.21		
E-5	0858	2					9.90	18.00		
E-6	0902	2					9.20	18.13		
E-7	0906	2					10.00	18.10		

## WELL GAUGING DATA

Project # 120913-PC1 Date 9/13/12 Client SGT

Site 9201 San Leandro St., Oakland

Well ID	Time	Well Size (in.)	Sheen / Odor	Depth to Immiscible Liquid (ft.)	Thickness of Immiscible Liquid (ft.)	Volume of Immiscibles Removed (ml)	Depth to water (ft.)	Depth to well bottom (ft.)	Survey Point: TOB or <u>TOG</u>	Notes
E-8	0909	2					9.90	19.05	↓	
E-9	0912	2				10.07	18.00			
E-10	-	-	Well covered - No sample							
E-11	0846	2				10.05	18.00			
E-12	0844	2				9.08	17.85			

# WELLHEAD INSPECTION CHECKLIST

Client SGI Date 9/13/12

Site Address 9201 San Leandro St., Oakland

Job Number 120913-PC Technician P. Lornish, J. Ortiz

Well ID	Well Inspected - No Corrective Action Required	Water Bailed From Wellbox	Wellbox Components Cleaned	Cap Replaced	Lock Replaced	Other Action Taken (explain below)	Well Not Inspected (explain below)	Repair Order Submitted
MW-2							X	
MW-5							X	
MW-1							X	
MW-3								X
MW-4								X
MW-6	X							
MW-7	<del>X</del>							X
MW-8								X
AS-15	X							X
AS-10								X
E-1								X
E-2	X							
E-3	X							
E-4	X							
E-5	X							
E-6	X							

NOTES: E-1 2/2 tabs broken 1/2 bolts missing  
MW-3 1/2 " " 1/2 " " ; lid missing  
MW-4 2/2 bolts missing MW-8 2/2 tabs stripped  
AS-10 1/2 tabs broken, MW-2 1/2 bolts missing, MW-5 NO lid, MW-1  
2/2 bolts missing MW-7 1/2 bolts missing



# WELLHEAD INSPECTION CHECKLIST

Client SGI Date 9/13/12

Site Address 9201 San Leandro St, Oakland

Job Number 120913-PC1 Technician P. Lammich, J. Ortiz

Well ID	Well Inspected - No Corrective Action Required	Water Bailed From Wellbox	Wellbox Components Cleaned	Cap Replaced	Lock Replaced	Other Action Taken (explain below)	Well Not Inspected (explain below)	Repair Order Submitted
E-7	X							
E-8	X							
E-9	X							
E-10							X	
E-11	✱							X
E-12								X

NOTES: E-11 1/2 tubs broken  
E-12 3/2 " " 2 1/2 bolts missing  
E-10 unable to locate

Project #: 120913-PC1	Client: SGI
Sampler: PC	Date: 9/13/12
Well I.D.: AS-1D	Well Diameter: (2) 3 4 6 8
Total Well Depth (TD): 16.59	Depth to Water (DTW): 8.89
Depth to Free Product:	Thickness of Free Product (feet):
Referenced to: PVC Grade	D.O. Meter (if req'd): YSI HACH
DTW with 80% Recharge [(Height of Water Column x 0.20) + DTW]: 10.43	

Purge Method: Bailer <input checked="" type="checkbox"/> Disposable Bailer Positive Air Displacement Electric Submersible	Waterra Peristaltic Extraction Pump Other	Sampling Method: Bailer <input checked="" type="checkbox"/> Disposable Bailer Extraction Port Dedicated Tubing Other:
--	--	---

$1.2 \text{ (Gals.)} \times 3 = 3.6 \text{ Gals.}$	<table border="1" style="width:100%; border-collapse: collapse;"> <thead> <tr> <th>Well Diameter</th> <th>Multiplier</th> <th>Well Diameter</th> <th>Multiplier</th> </tr> </thead> <tbody> <tr> <td>1"</td> <td>0.04</td> <td>4"</td> <td>0.65</td> </tr> <tr> <td>2"</td> <td>0.16</td> <td>6"</td> <td>1.47</td> </tr> <tr> <td>3"</td> <td>0.37</td> <td>Other</td> <td>radius<sup>2</sup> * 0.163</td> </tr> </tbody> </table>	Well Diameter	Multiplier	Well Diameter	Multiplier	1"	0.04	4"	0.65	2"	0.16	6"	1.47	3"	0.37	Other	radius <sup>2</sup> * 0.163
Well Diameter	Multiplier	Well Diameter	Multiplier														
1"	0.04	4"	0.65														
2"	0.16	6"	1.47														
3"	0.37	Other	radius <sup>2</sup> * 0.163														
1 Case Volume	Specified Volumes	Calculated Volume															

Time	Temp (°F or °C)	pH	Cond. (mS or µS)	Turbidity (NTUs)	Gals. Removed	Observations
1126	20.1	7.16	737.9	38	1.2	
1130	19.3	7.15	737.6	156	2.4	
1135	19.0	7.15	739.3	267	3.6	

Did well dewater? Yes  No  Gallons actually evacuated: 3.6

Sampling Date: 9/13/12 Sampling Time: 1140 Depth to Water: 10.35

Sample I.D.: AS-1D Laboratory: Kiff CalScience Other: Arcatest

Analyzed for: TPH-G BTEX MTBE TPH-D Oxygenates (5) Other: VOC's

EB I.D. (if applicable): @ Time Duplicate I.D. (if applicable):

Analyzed for: TPH-G BTEX MTBE TPH-D Oxygenates (5) Other:

D.O. (if req'd):	Pre-purge:	2.54 mg/L	Post-purge:	2.01 mg/L
------------------	------------	-----------	-------------	-----------

O.R.P. (if req'd):	Pre-purge:	-146 mV	Post-purge:	-102 mV
--------------------	------------	---------	-------------	---------

Project #: 120913-PC1	Client: SGI
Sampler: PC 110	Date: 9/13/12
Well I.D.: MW-1	Well Diameter: 2 3 <u>4</u> 6 8
Total Well Depth (TD): 20.11	Depth to Water (DTW): 8.92
Depth to Free Product: —	Thickness of Free Product (feet): —
Referenced to: <u>EVG</u> Grade	D.O. Meter (if req'd): <u>YSI</u> HACH
DTW with 80% Recharge [(Height of Water Column x 0.20) + DTW]: 11.16	

Purge Method: Bailer      Waterra      Sampling Method: Bailer  
 Disposable Bailer      Peristaltic       Disposable Bailer  
 Positive Air Displacement      Extraction Pump      Extraction Port  
Electric Submersible      Other      Dedicated Tubing

7.2 (Gals.) X 3 = 21.6 Gals.	Well Diameter	Multiplier	Well Diameter	Multiplier
1 Case Volume      Specified Volumes      Calculated Volume	1"	0.04	4"	0.65
	2"	0.16	6"	1.47
	3"	0.37	Other	radius <sup>2</sup> * 0.163

Time	Temp (°F or °C)	pH	Cond. (mS or µS)	Turbidity (NTUs)	Gals. Removed	Observations
1005	19.4	7.49	817	>1000	7.2	
1006	19.4	7.46	814	>1000	14.4	
1008	19.4	7.43	810	>1000	21.6	

Did well dewater? Yes  No      Gallons actually evacuated: 21.6

Sampling Date: 9-13-12      Sampling Time: 1015      Depth to Water: 9.24

Sample I.D.: MW-1      Laboratory: Kiff CalScience      Other: Accutest

Analyzed for: TPH-G BTEX MTBE TPH-D Oxygenates (5)      Other: VOC's

EB I.D. (if applicable): @ Time      Duplicate I.D. (if applicable):

Analyzed for: TPH-G BTEX MTBE TPH-D Oxygenates (5)      Other:

D.O. (if req'd): Pre-purge: 2.12 mg/L      Post-purge: 1.86 mg/L

O.R.P. (if req'd): Pre-purge: 89 mV      Post-purge: 43 mV

Project #: 120913-PC1	Client: SGI
Sampler: PC	Date: 9/13/12
Well I.D.: MW-2	Well Diameter: 2 3 (4) 6 8
Total Well Depth (TD): 20.00	Depth to Water (DTW): 9.50
Depth to Free Product: —	Thickness of Free Product (feet): —
Referenced to: (PVC) Grade	D.O. Meter (if req'd): (YSI) HACH
DTW with 80% Recharge [(Height of Water Column x 0.20) + DTW]: 11.60	

Purge Method: Bailer      Water      Sampling Method: Bailer  
 Disposable Bailer      Peristaltic      Disposable Bailer  
 Positive Air Displacement      Extraction Pump      Extraction Port  
 (Electric Submersible)      Other      Dedicated Tubing

6.8 (Gals.) X 3 - 20.4 Gals.  
 1 Case Volume      Specified Volumes      Calculated Volume

Well Diameter	Multiplier	Well Diameter	Multiplier
1"	0.04	4"	0.65
2"	0.16	6"	1.47
3"	0.37	Other	radius <sup>2</sup> * 0.163

Time	Temp (°F or °C)	pH	Cond. (mS or μS)	Turbidity (NTUs)	Gals. Removed	Observations
1100	20.2	7.15	1102	121	6.8	
1101	20.2	7.13	1093	114	13.6	
1102	20.1	7.10	1091	116	20.4	

Did well dewater? Yes (No)      Gallons actually evacuated: 20.4

Sampling Date: 9-13-12      Sampling Time: 1110      Depth to Water: 10.37

Sample I.D.: MW-2      Laboratory: Kiff CalScience Other Accutest

Analyzed for: (TPH-G) BTEX MTBE (TPH-D) Oxygenates (5) Other: VOC's

EB I.D. (if applicable): @      Duplicate I.D. (if applicable):

Analyzed for: TPH-G BTEX MTBE TPH-D Oxygenates (5) Other:

D.O. (if req'd): (Pre-purge): 2.11 mg/L      (Post-purge): 1.74 mg/L

O.R.P. (if req'd): Pre-purge: -36 mV      Post-purge: -44 mV

Project #: 120913-PC1	Client: SGI
Sampler: PC	Date: 9/13/12
Well I.D.: MW-3	Well Diameter: 2 3 (4) 6 8
Total Well Depth (TD): 20.09	Depth to Water (DTW): 9.69
Depth to Free Product:	Thickness of Free Product (feet):
Referenced to: (PVC) Grade	D.O. Meter (if req'd): (YSI) HACH
DTW with 80% Recharge [(Height of Water Column x 0.20) + DTW]: 11.77	

Purge Method: Bailer      Water      Sampling Method: Bailer  
 Disposable Bailer      Peristaltic       Disposable Bailer  
 Positive Air Displacement      Extraction Pump      Extraction Port  
 Electric Submersible      Other      Dedicated Tubing

Other:

$6.8 \text{ (Gals.)} \times 3 = 20.4 \text{ Gals.}$ I Case Volume      Specified Volumes      Calculated Volume	<table border="1" style="width:100%; border-collapse: collapse; font-size: small;"> <thead> <tr> <th>Well Diameter</th> <th>Multiplier</th> <th>Well Diameter</th> <th>Multiplier</th> </tr> </thead> <tbody> <tr> <td>1"</td> <td>0.04</td> <td>4"</td> <td>0.65</td> </tr> <tr> <td>2"</td> <td>0.16</td> <td>6"</td> <td>1.47</td> </tr> <tr> <td>3"</td> <td>0.37</td> <td>Other</td> <td>radius<sup>2</sup> * 0.163</td> </tr> </tbody> </table>	Well Diameter	Multiplier	Well Diameter	Multiplier	1"	0.04	4"	0.65	2"	0.16	6"	1.47	3"	0.37	Other	radius <sup>2</sup> * 0.163
Well Diameter	Multiplier	Well Diameter	Multiplier														
1"	0.04	4"	0.65														
2"	0.16	6"	1.47														
3"	0.37	Other	radius <sup>2</sup> * 0.163														

Time	Temp (°F or °C)	pH	Cond. (mS or µS)	Turbidity (NTUs)	Gals. Removed	Observations
1000	21.4	6.80	1519	159	6.8	Gas odor
1002	20.6	6.82	1042	267	13.6	" "
1004	20.5	6.83	992.6	45	20.4	" "

Did well dewater?    Yes     No      Gallons actually evacuated: 20.4

Sampling Date: 9/13/12      Sampling Time: 1012      Depth to Water: 10.11

Sample I.D.: MW-3      Laboratory: Kiff    CalScience    Other: Accutest

Analyzed for: (TPH-G) BTEX MTBE (TPH-D) Oxygenates (5)    Other: VOC's

EB I.D. (if applicable): @ Time      Duplicate I.D. (if applicable):

Analyzed for: TPH-G BTEX MTBE TPH-D Oxygenates (5)    Other:

D.O. (if req'd):	Pre-purge:	2.24	mg/L	Post-purge:	4.45	mg/L
O.R.P. (if req'd):	Pre-purge:	-86	mV	Post-purge:	-93	mV

Project #: 120913-PC1	Client: SGI
Sampler: PC	Date: 9/13/12
Well I.D.: MW-4	Well Diameter: 2 3 <u>4</u> 6 8
Total Well Depth (TD): 20.10	Depth to Water (DTW): 8.29
Depth to Free Product:	Thickness of Free Product (feet):
Referenced to: <u>PVC</u> Grade	D.O. Meter (if req'd): <u>YSI</u> HACH
DTW with 80% Recharge [(Height of Water Column x 0.20) + DTW]: 10.65	

Purge Method: Bailer Disposable Bailer Positive Air Displacement <input checked="" type="checkbox"/> Electric Submersible	Waterra Peristaltic Extraction Pump Other _____	Sampling Method: Bailer <input checked="" type="checkbox"/> Disposable Bailer Extraction Port Dedicated Tubing Other: _____
--	--	---

7.7 (Gals.) X <u>3</u> = <u>23.1</u> Gals. 1 Case Volume      Specified Volumes      Calculated Volume	<table border="1" style="width:100%; border-collapse: collapse;"> <thead> <tr> <th>Well Diameter</th> <th>Multiplier</th> <th>Well Diameter</th> <th>Multiplier</th> </tr> </thead> <tbody> <tr> <td>1"</td> <td>0.04</td> <td>4"</td> <td>0.65</td> </tr> <tr> <td>2"</td> <td>0.16</td> <td>6"</td> <td>1.47</td> </tr> <tr> <td>3"</td> <td>0.37</td> <td>Other</td> <td>radius<sup>2</sup> * 0.163</td> </tr> </tbody> </table>	Well Diameter	Multiplier	Well Diameter	Multiplier	1"	0.04	4"	0.65	2"	0.16	6"	1.47	3"	0.37	Other	radius <sup>2</sup> * 0.163
Well Diameter	Multiplier	Well Diameter	Multiplier														
1"	0.04	4"	0.65														
2"	0.16	6"	1.47														
3"	0.37	Other	radius <sup>2</sup> * 0.163														

Time	Temp (°F or °C)	pH	Cond. (mS or $\mu$ S)	Turbidity (NTUs)	Gals. Removed	Observations
1030	18.8	7.09	823.7	213	7.7	
1032	18.1	7.05	819.6	616	15.4	
1035	18.1	7.03	819.2	819	23.1	

Did well dewater? Yes  No  Gallons actually evacuated: 23.1

Sampling Date: 9/13/12      Sampling Time: 1047      Depth to Water: 10.21

Sample I.D.: MW-4      Laboratory: Kiff CalScience Other Accutest

Analyzed for: TPH-G BTEX MTBE TPH-D Oxygenates (5) Other: VOC's

EB I.D. (if applicable): @ \_\_\_\_\_ Time Duplicate I.D. (if applicable):

Analyzed for: TPH-G BTEX MTBE TPH-D Oxygenates (5) Other:

D.O. (if req'd):	Pre-purge: 280 mg/L	Post-purge: 348 mg/L
O.R.P. (if req'd):	Pre-purge: 10 mV	Post-purge: 42 mV

Project #: 120913-PC1	Client: SGI
Sampler: PC	Date: 9/13/12
Well I.D.: MW-5	Well Diameter: 2 3 (4) 6 8
Total Well Depth (TD): 20.05	Depth to Water (DTW): 8.63
Depth to Free Product: —	Thickness of Free Product (feet): —
Referenced to: PVC Grade	D.O. Meter (if req'd): YSI HACH
DTW with 80% Recharge [(Height of Water Column x 0.20) + DTW]: 10.91	

Purge Method: Bailer  Disposable Bailer  Positive Air Displacement  Electric Submersible  Waterra  Peristaltic  Extraction Pump  Other \_\_\_\_\_

Sampling Method: Bailer  Disposable Bailer  Extraction Port  Dedicated Tubing  Other: \_\_\_\_\_

7.4 (Gals.) X 3 = 22.2 Gals.	Well Diameter Multiplier	Well Diameter Multiplier
1 Case Volume Specified Volumes Calculated Volume	1" 0.04	4" 0.65
	2" 0.16	6" 1.47
	3" 0.37	Other radius <sup>2</sup> * 0.163

Time	Temp (°F or °C)	pH	Cond. (mS or µS)	Turbidity (NTUs)	Gals. Removed	Observations
1037	20.1	7.36	591	>1000	7.4	
1038	20.2	7.36	567	>1000	14.8	
1040	20.2	7.34	564	>1000	22.2	

Did well dewater? Yes  No  Gallons actually evacuated: 22.7

Sampling Date: 9-13-12 Sampling Time: 1045 Depth to Water: 9.92

Sample I.D.: MW5 Laboratory: Kiff CalScience Other Accutest

Analyzed for: TPH-G BTEX MTBE TPH-D Oxygenates (5) Other: VOC's

EB I.D. (if applicable): @ Time Duplicate I.D. (if applicable):

Analyzed for: TPH-G BTEX MTBE TPH-D Oxygenates (5) Other:

D.O. (if req'd):	Pre-purge:	2.43 mg/L	Post-purge:	2.06 mg/L
O.R.P. (if req'd):	Pre-purge:	24 mV	Post-purge:	-10 mV

Project #: 120913-PC1	Client: SGI
Sampler: PC	Date: 9/13/12
Well I.D.: MW-6	Well Diameter: (2) 3 4 6 8
Total Well Depth (TD): 16.34	Depth to Water (DTW): 9.82
Depth to Free Product:	Thickness of Free Product (feet):
Referenced to: PVC Grade	D.O. Meter (if req'd): YSI HACH
DTW with 80% Recharge [(Height of Water Column x 0.20) + DTW]: 11.12	

Purge Method: Bailer  Disposable Bailer  Positive Air Displacement  Electric Submersible   
 Waterra Peristaltic  Extraction Pump  Other   
 Sampling Method: Bailer  Disposable Bailer  Extraction Port  Dedicated Tubing   
 Other:

1.0 (Gals.) X 3 - 3 Gals.	Well Diameter	Multiplier	Well Diameter	Multiplier
1 Case Volume Specified Volumes Calculated Volume	1"	0.04	4"	0.65
	2"	0.16	6"	1.47
	3"	0.37	Other	radius <sup>2</sup> * 0.163

Time	Temp (°F or °C)	pH	Cond. (mS or µS)	Turbidity (NTUs)	Gals. Removed	Observations
1200	18.8	6.81	1439	21000	1	grey
1204	18.8	6.85	1306	21000	2	↓
1208	18.6	6.89	1275	21000	3	↓

Did well dewater? Yes  No  Gallons actually evacuated: 3

Sampling Date: 9/13/12 Sampling Time: 1212 Depth to Water: 10.00

Sample I.D.: MW-6 Laboratory: Kiff CalScience Other Accutest

Analyzed for: TPH-G BTEX MTBE TPH-D Oxygenates (5) Other: VOC's

EB I.D. (if applicable): @ Time Duplicate I.D. (if applicable):

Analyzed for: TPH-G BTEX MTBE TPH-D Oxygenates (5) Other:

D.O. (if req'd): Pre-purge: 2.49 mg/L Post-purge: 1.89 mg/L

O.R.P. (if req'd): Pre-purge: -103 mV Post-purge: -115 mV



Project #: 120913-PC1	Client: SGI
Sampler: PC	Date: 9/13/12
Well I.D.: MW-7	Well Diameter: 3 4 6 8
Total Well Depth (TD): 27.00	Depth to Water (DTW): 1.8
Depth to Free Product: —	Thickness of Free Product (feet):
Referenced to: PVC Grade	D.O. Meter (if req'd): YSI HACH
DTW with 80% Recharge [(Height of Water Column x 0.20) + DTW]: 13.24	

Purge Method: Bailer      Waterra      Sampling Method: Bailer  
 Disposable Bailer      Peristaltic       Disposable Bailer  
 Positive Air Displacement      Extraction Pump      Extraction Port  
 Electric Submersible      Other      Dedicated Tubing

2.7 (Gals.) X 3 = 8.1 Gals.	Well Diameter	Multiplier	Well Diameter	Multiplier
1 Case Volume      Specified Volumes      Calculated Volume	1"	0.04	4"	0.65
	2"	0.16	6"	1.47
	3"	0.37	Other	radius <sup>2</sup> * 0.163

Time	Temp (°F or °C)	pH	Cond. (mS or µS)	Turbidity (NTUs)	Gals. Removed	Observations
1233	20.2	7.25	989	124	2.7	Order
1237	20.2	7.24	992	130	5.4	" "
1240	20.2	7.25	994	132	8.1	" "

Did well dewater? Yes  No      Gallons actually evacuated: 8.1

Sampling Date: 9-13-12      Sampling Time: 1245      Depth to Water: 12.16

Sample I.D.: MW-7      Laboratory: Kiff CalScience      Other: Accutest

Analyzed for: TPH-G      BTEX      MTBE      TPH-D      Oxygenates (5)      Other: VOC's

EB I.D. (if applicable): @ Time      Duplicate I.D. (if applicable):

Analyzed for: TPH-G      BTEX      MTBE      TPH-D      Oxygenates (5)      Other:

D.O. (if req'd):	Pre-purge:	2.38	mg/L	Post-purge:	1.68	mg/L
O.R.P. (if req'd):	Pre-purge:	-142	mV	Post-purge:	-132	mV

Project #: 120913 PCI	Client: SGI
Sampler: PC/50	Date: 9/13/12
Well I.D.: MW-8	Well Diameter: 2 3 ④ 6 8
Total Well Depth (TD): 18.05	Depth to Water (DTW): 8.10
Depth to Free Product:	Thickness of Free Product (feet):
Referenced to: PVC Grade	D.O. Meter (if req'd): YSI HACH
DTW with 80% Recharge [(Height of Water Column x 0.20) + DTW]: 10.09	

Purge Method: Bailer      Waterra      Sampling Method: Bailer  
 Disposable Bailer      Peristaltic       Disposable Bailer  
 Positive Air Displacement      Extraction Pump      Extraction Port  
 Electric Submersible      Other      Dedicated Tubing  
 Other:

Well Diameter	Multiplier	Well Diameter	Multiplier
1"	0.04	4"	0.65
2"	0.16	6"	1.47
3"	0.37	Other	radius <sup>2</sup> * 0.163

6.5 (Gals.) X 3 = 19.5 Gals.  
 1 Case Volume      Specified Volumes      Calculated Volume

Time	Temp (°F or °C)	pH	Cond. (mS or μS)	Turbidity (NTUs)	Gals. Removed	Observations
1056	20.7	7.13	762.9	124	6.5	
1058	20.2	7.08	806.9	141	13	
1059	20.2	7.07	812.0	588	19.5	

Did well dewater? Yes  No      Gallons actually evacuated: 19.5

Sampling Date: 9/13/12      Sampling Time: 1110      Depth to Water: 10.00

Sample I.D.: MW-8      Laboratory: Kiff CalScience Other Accutest

Analyzed for: TPH-G BTEX MTBE TPH-D Oxygenates (5) Other: VOC's

EB I.D. (if applicable): @      Duplicate I.D. (if applicable):

Analyzed for: TPH-G BTEX MTBE TPH-D Oxygenates (5) Other:

D.O. (if req'd): Pre-purge: 1.73 mg/L      Post-purge: 1.60 mg/L

O.R.P. (if req'd): Pre-purge: 54 mV      Post-purge: 8 mV

Project #: 120913-PC1	Client: SGI
Sampler: PC	Date: 9/13/12
Well I.D.: E-2	Well Diameter: (2) 3 (4) 6 8
Total Well Depth (TD): 18.25	Depth to Water (DTW): 9.90
Depth to Free Product: —	Thickness of Free Product (feet): —
Referenced to: PVC Grade	D.O. Meter (if req'd): YSI HACH
DTW with 80% Recharge [(Height of Water Column x 0.20) + DTW]: 11.57	

Purge Method: Bailer Disposable Bailer Watera Peristaltic Extraction Pump Other  
 Sampling Method: Bailer  Disposable Bailer Extraction Port Dedicated Tubing Other: \_\_\_\_\_

1.3 (Gals.) X 3 = 3.9 Gals.	Well Diameter	Multiplier	Well Diameter	Multiplier
1 Case Volume	Specified Volumes	Calculated Volume	1"	0.04
			2"	0.16
			3"	0.37
			4"	0.65
			6"	1.47
			Other	radius <sup>2</sup> * 0.163

Time	Temp (°F or °C)	pH	Cond. (mS or μS)	Turbidity (NTUs)	Gals. Removed	Observations
130	19.1	7.39	1224	>1000	1.3	
1314	19.2	7.37	1220	>1000	2.6	
1316	19.2	7.37	1218	>1000	3.9	

Did well dewater? Yes  No Gallons actually evacuated: 3.9

Sampling Date: 9-13-12 Sampling Time: 1320 Depth to Water: 10.36

Sample I.D.: E-2 Laboratory: Kiff CalScience Other Accutest

Analyzed for: TPH-G BTEX MTBE TPH-D Oxygenates (5) Other: VOC's

EB I.D. (if applicable): @ Time Duplicate I.D. (if applicable):

Analyzed for: TPH-G BTEX MTBE TPH-D Oxygenates (5) Other:

D.O. (if req'd): Pre-purge: 2.24 mg/L Post-purge: 1.47 mg/L

O.R.P. (if req'd): Pre-purge: -144 mV Post-purge: -136 mV

Project #: 120913-PC1	Client: SGI
Sampler: PC	Date: 9/13/12
Well I.D.: E-3	Well Diameter: ② 3 4 6 8
Total Well Depth (TD): 1835	Depth to Water (DTW): 1010
Depth to Free Product:	Thickness of Free Product (feet):
Referenced to: PVC Grade	D.O. Meter (if req'd): YSI HACH
DTW with 80% Recharge [(Height of Water Column x 0.20) + DTW]: 11.75	

Purge Method: Bailer  Disposable Bailer  Positive Air Displacement  Electric Submersible  Other

Waterra: Peristaltic  Extraction Pump  Other

Sampling Method: Bailer  Disposable Bailer  Extraction Port  Dedicated Tubing  Other:

1.3 (Gals.) X 3 - 3.9 Gals.	Well Diameter	Multiplier	Well Diameter	Multiplier
1 Case Volume Specified Volumes Calculated Volume	1"	0.04	4"	0.65
	2"	0.16	6"	1.47
	3"	0.37	Other	radius <sup>2</sup> * 0.163

Time	Temp (°F or °C)	pH	Cond. (mS or µS)	Turbidity (NTUs)	Gals. Removed	Observations
1240	18.5	7.07	1097	481	1.3	slimy, light odor
1244	18.8	7.07	1070	510	2.6	
1248	19.0	7.02	1064	763	3.9	
→ Greasy yellow sludge on bailer when retrieved from well.						
No overwhelming odor or separate phase to water.						

Did well dewater? Yes  No  Gallons actually evacuated: 3.9

Sampling Date: 9/13/12 Sampling Time: 1255 Depth to Water: 1080

Sample I.D.: E-3 Laboratory: Kiff CalScience Other Accutest

Analyzed for: TPH-G  BTEX  MTBE  TPH-D  Oxygenates (5)  Other: VOC's

EB I.D. (if applicable): @ Time Duplicate I.D. (if applicable):

Analyzed for: TPH-G  BTEX  MTBE  TPH-D  Oxygenates (5)  Other:

D.O. (if req'd): Pre-purge: 1.70 mg/L Post-purge: 1.74 mg/L

O.R.P. (if req'd): Pre-purge: -136 mV Post-purge: -76 mV

Project #: 120913-PC1	Client: SGI
Sampler: PC	Date: 9/13/12
Well I.D.: E-6	Well Diameter: (2) 3 4 6 8
Total Well Depth (TD): 18.13	Depth to Water (DTW): 9.20
Depth to Free Product: —	Thickness of Free Product (feet): —
Referenced to: (PVT) Grade	D.O. Meter (if req'd): (YSI) HACH
DTW with 80% Recharge [(Height of Water Column x 0.20) + DTW]: 10.98	

Purge Method: Bailer Disposable Bailer Positive Air Displacement Electric Submersible

Watertra Peristaltic Extraction Pump Other

Sampling Method: Bailer  Disposable Bailer Extraction Port Dedicated Tubing

Other: \_\_\_\_\_

1.4 (Gals.) X 3 = 4.2 Gals.	Well Diameter	Multiplier	Well Diameter	Multiplier
1 Case Volume	Specified Volumes	Calculated Volume	1"	0.04
			2"	0.16
			3"	0.37
			4"	0.65
			6"	1.47
			Other	radius <sup>2</sup> * 0.163

Time	Temp (°F or °C)	pH	Cond. (mS or µS)	Turbidity (NTUs)	Gals. Removed	Observations
1210	20.3	6.98	1409	7000	1.4	
1212	20.3	6.97	1409	7000	2.8	
1214	20.3	6.97	1412	>1000	4.2	

Did well dewater? Yes  No  Gallons actually evacuated: 4.2

Sampling Date: 9-13-12 Sampling Time: 1220 Depth to Water: \_\_\_\_\_

Sample I.D.: ~~9-13-12~~ E-6 Laboratory: Kiff CalScience Other Accutest

Analyzed for: (TPH-G) BTEX MTBE (TPH-D) Oxygenates (5) Other: VOC's

EB I.D. (if applicable): @ Time Duplicate I.D. (if applicable):

Analyzed for: TPH-G BTEX MTBE TPH-D Oxygenates (5) Other:

D.O. (if req'd):	Pre-purge:	2.04 mg/L	Post-purge:	1.63 mg/L
O.R.P. (if req'd):	Pre-purge:	-124 mV	Post-purge:	-107 mV

Project #: 120913-PC1	Client: SGI
Sampler: PC	Date: 9/13/12
Well I.D.: E-7	Well Diameter: (2) 3 4 6 8
Total Well Depth (TD): 18.10	Depth to Water (DTW): 10.00
Depth to Free Product: _____	Thickness of Free Product (feet): _____
Referenced to: PVC Grade	D.O. Meter (if req'd): YSI HACH
DTW with 80% Recharge [(Height of Water Column x 0.20) + DTW]: 11.67	

Purge Method: Bailer Disposable Bailer Waterra Peristaltic Extraction Pump Other \_\_\_\_\_

Sampling Method: Bailer  Disposable Bailer Extraction Port Dedicated Tubing Other \_\_\_\_\_

1.3 (Gals.) X 3 = 3.9 Gals.	Well Diameter Multiplier	Well Diameter Multiplier
1 Case Volume Specified Volumes Calculated Volume	1" 0.04	4" 0.65
	2" 0.16	6" 1.47
	3" 0.37	Other radius <sup>2</sup> * 0.163

Time	Temp (°F or °C)	pH	Cond. (mS or µS)	Turbidity (NTUs)	Gals. Removed	Observations
1150	20.4	7.00	1378	>1000	1.3	odors
1152	20.4	7.01	1384	>1000	2.6	odors
1154	20.4	7.00	1389	>1000	3.9	odors

Did well dewater? Yes  No

Gallons actually evacuated: 3.9

Sampling Date: 9-13-12 Sampling Time: 1200 Depth to Water: \_\_\_\_\_

Sample I.D.: E-7 Laboratory: Kiff CalScience Other Accutest

Analyzed for: TPH-G BTEX MTBE TPH-D Oxygenates (5) Other: VOC's

EB I.D. (if applicable): @ Time Duplicate I.D. (if applicable):

Analyzed for: TPH-G BTEX MTBE TPH-D Oxygenates (5) Other: \_\_\_\_\_

D.O. (if req'd): Pre-purge: 2.06 mg/L Post-purge: 1.26 mg/L

O.R.P. (if req'd): Pre-purge: -124 mV Post-purge: -119 mV

Project #: 120913-PC1	Client: SGI
Sampler: PC	Date: 9/13/12
Well I.D.: E-8	Well Diameter: (2) 3 4 6 8
Total Well Depth (TD): 18.05	Depth to Water (DTW): 9.90
Depth to Free Product: —	Thickness of Free Product (feet): —
Referenced to: PVC Grade	D.O. Meter (if req'd): YSI HACH
DTW with 80% Recharge [(Height of Water Column x 0.20) + DTW]: 11.53	

Purge Method:  Bailer  Disposable Bailer  Positive Air Displacement  Electric Submersible

Water:  Peristaltic  Extraction Pump  Other

Sampling Method:  Bailer  Disposable Bailer  Extraction Port  Dedicated Tubing

Other: \_\_\_\_\_

1.3 (Gals.) X 3 = 3.9 Gals.	Well Diameter	Multiplier	Well Diameter	Multiplier
1 Case Volume	Specified Volumes	Calculated Volume	1"	0.04
			2"	0.16
			3"	0.37
			4"	0.65
			6"	1.47
			Other	radius <sup>2</sup> * 0.163

Time	Temp (°F or °C)	pH	Cond. (mS or µS)	Turbidity (NTUs)	Gals. Removed	Observations
1120	20.6	7.28	1212	2000	1.3	Odor
1128	20.6	7.29	1214	>1000	2.6	
1130	20.6	7.28	1214	>1000	3.9	

Did well dewater? Yes  No  Gallons actually evacuated: 3.9

Sampling Date: 9-13-12 Sampling Time: 1135 Depth to Water: \_\_\_\_\_

Sample I.D.: E-8 Laboratory: Kiff CalScience Other Accutest

Analyzed for: TPH-G BTEX MTBE TPH-D Oxygenates (5) Other: VOC's

EB I.D. (if applicable): @ Time Duplicate I.D. (if applicable):

Analyzed for: TPH-G BTEX MTBE TPH-D Oxygenates (5) Other:

D.O. (if req'd): Pre-purge: 2.16 mg/L Post-purge: 1.72 mg/L

O.R.P. (if req'd): Pre-purge: -141 mV Post-purge: -139 mV

Project #: 120913-PC1	Client: SGI
Sampler: PC	Date: 9/13/12
Well I.D.: E-10	Well Diameter: 2 3 4 6 8 <u>  </u>
Total Well Depth (TD): <u>  </u>	Depth to Water (DTW): <u>  </u>
Depth to Free Product:	Thickness of Free Product (feet):
Referenced to: PVC Grade	D.O. Meter (if req'd): <u>YSI</u> HACH
DTW with 80% Recharge [(Height of Water Column x 0.20) + DTW]:	

Purge Method: Bailer  Disposable Bailer  Positive Air Displacement  Electric Submersible  Other

Water: Peristaltic  Extraction Pump  Other

Sampling Method: Bailer  Disposable Bailer  Extraction Port  Dedicated Tubing  Other:

(Gals.) X <u>3</u> = _____ Gals.	Well Diameter	Multiplier	Well Diameter	Multiplier
1 Case Volume Specified Volumes Calculated Volume	1"	0.04	4"	0.65
	2"	0.16	6"	1.47
	3"	0.37	Other	radius <sup>2</sup> * 0.163

Time	Temp (°F or °C)	pH	Cond. (mS or µS)	Turbidity (NTUs)	Gals. Removed	Observations
	Unable to locate well. Per client, sample taken.					

Did well dewater? Yes  No  Gallons actually evacuated:   

Sampling Date: \_\_\_\_\_ Sampling Time: \_\_\_\_\_ Depth to Water: \_\_\_\_\_

Sample I.D.: \_\_\_\_\_ Laboratory: Kiff CalScience Other Accutest

Analyzed for: TPH-G BTEX MTBE TPH-D Oxygenates (5) Other: VOC's

EB I.D. (if applicable): \_\_\_\_\_ Duplicate I.D. (if applicable): \_\_\_\_\_

Analyzed for: TPH-G BTEX MTBE TPH-D Oxygenates (5) Other: \_\_\_\_\_

D.O. (if req'd):	Pre-purge:	mg/L	Post-purge:	mg/L
O.R.P. (if req'd):	Pre-purge:	mV	Post-purge:	mV



WELL MONITORING DATA SHEET

Project #: 120913-PC1	Client: SGI
Sampler: PC	Date: 9/13/12
Well I.D.: E-12	Well Diameter: ② 3 4 6 8
Total Well Depth (TD): 17.85	Depth to Water (DTW): 9.08
Depth to Free Product:	Thickness of Free Product (feet):
Referenced to: PVC Grade	D.O. Meter (if req'd): YSI HACH
DTW with 80% Recharge [(Height of Water Column x 0.20) + DTW]: 10.83	

Purge Method: Bailer	Waterra	Sampling Method: Bailer
<input checked="" type="checkbox"/> Disposable Bailer	Peristaltic	<input checked="" type="checkbox"/> Disposable Bailer
Positive Air Displacement	Extraction Pump	Extraction Po
Electric Submersible	Other	Dedicated Tubing
		Other

1.4 (Gals.) X 3 = 4.2 Gals.	Well Diameter	Multiplier	Well Diameter	Multiplier
I Case Volume	Specified Volumes	Calculated Volume	1"	0.04
			2"	0.16
			3"	0.37
			4"	0.65
			6"	1.47
			Other	radius <sup>2</sup> * 0.163

Time	Temp (°F or °C)	pH	Cond. (mS or μS)	Turbidity (NTUs)	Gals. Removed	Observations
1328	21.5	7.05	930.0	>1000	1.4	
1332	21.4	7.06	921.6	>1000	2.8	
1336	21.3	7.06	914.3	>1000	4.2	

Did well dewater? Yes  No  Gallons actually evacuated: 4.2

Sampling Date: 9/13/12 Sampling Time: 1345 Depth to Water: 9.96

Sample I.D.: E-12 Laboratory: Kiff CalScience Other Accutest

Analyzed for: TPH-G BTEX MTBE TPH-D/Oxygenates (5) Other: VOC's

EB I.D. (if applicable): @ Time Duplicate I.D. (if applicable):

Analyzed for: TPH-G BTEX MTBE TPH-D Oxygenates (5) Other:

D.O. (if req'd): Pre-purge: 1.69 mg/L Post-purge: 1.75 mg/L

O.R.P. (if req'd): Pre-purge: -55 mV Post-purge: -59 mV

# BLAINE

TECH SERVICES, INC.

1680 ROGERS AVENUE  
 SAN JOSE, CALIFORNIA 95112-1105  
 FAX (408) 573-7771  
 PHONE (408) 573-0555

LAB ACCUTEST  
 ALL ANALYSES MUST MEET SPECIFICATIONS AND DETECTION LIMITS SET BY CALIFORNIA DHS AND

EPA  RWQCB REGION  
 LIA  
 OTHER

SPECIAL INSTRUCTIONS

Invoice and Report to : The Source Group  
 Attn: Paul Parmentier pparmentier@thesourcegroup.net  
 (562)597-1055 ext106  
 PO #: 04-PFT-001  
 Geotracker EDD files required

CHAIN OF CUSTODY  
 BTS # 120913-PC1

CLIENT The Source Group

SITE Paco Pumps  
 9201 San Leandro St.  
 Oakland, CA

SAMPLE I.D.	DATE	TIME	MATRIX		CONTAINERS	
			S=SOIL W=H <sub>2</sub> O	TOTAL		
AS-1D	9/13/12	1140	W	5	MAX	
MW-1		1015		5		
MW-2		1110		5		
MW-3		1012		5		
MW-4		1042		5		
MW-5		1045		5		
MW-6		1212		5		
MW-7		1245		5		
MW-8		1110		5		
E-2		1320		5		

C = COMPOSITE ALL CONTAINERS

CONDUCT ANALYSIS TO DETECT									
TPH-g (8260B)	VOC's (8260B)	TPH-d / TPH-mo (8015M)							
X	X	X							
X	X	X							
X	X	X							
X	X	X							
X	X	X							
X	X	X							
X	X	X							
X	X	X							
X	X	X							
X	X	X							

ADDL INFORMATION	STATUS	CONDITION	LAB SAMPLE #

SAMPLING COMPLETED DATE 9/13/12 TIME 1400  
 SAMPLING PERFORMED BY P. Lornish, S. Ortiz

RESULTS NEEDED NO LATER THAN Standard TAT

RELEASED BY [Signature] DATE 9/13/12 TIME 1600 RECEIVED BY [Signature] DATE 9/13/12 TIME 1600

RELEASED BY [Signature] (Sample As Ld. on) DATE 9/14/12 TIME 1115 RECEIVED BY [Signature] DATE 9/14/12 TIME 11:15

RELEASED BY DATE TIME RECEIVED BY DATE TIME

SHIPPED VIA DATE SENT TIME SENT COOLER #

# BLAINE

TECH SERVICES, INC

1680 ROGERS AVENUE  
 SAN JOSE, CALIFORNIA 95112-1105  
 FAX (408) 573-7771  
 PHONE (408) 573-0555

## CONDUCT ANALYSIS TO DETECT

LAB

ACCUTEST

DHS #

ALL ANALYSES MUST MEET SPECIFICATIONS AND DETECTION LIMITS SET BY CALIFORNIA DHS AND

- EPA  
 LIA  
 OTHER  
 RWQCB REGION

### SPECIAL INSTRUCTIONS

Invoice and Report to : The Source Group

Attn: Paul Parmentier pparmentier@thesourcegroup.net  
 (562)597-1055 ext106

PO #: 04-PFT-001

Geotracker EDD files required

### CHAIN OF CUSTODY

BTS # 120913-961

CLIENT The Source Group

SITE Paco Pumps

9201 San Leandro St.

Oakland, CA

C = COMPOSITE ALL CONTAINERS

SAMPLE I.D.	DATE	TIME	MATRIX		CONTAINERS	C = COMPOSITE ALL CONTAINERS	TPH-g (8260B)	VOC's (8260B)	TPH-d / TPH-mo (8015M)							ADD'L INFORMATION	STATUS	CONDITION	LAB SAMPLE #	
			S=SOIL W=H <sub>2</sub> O	TOTAL																
E-3	9/13/12	1255	W	S	MIX		X	X	X											
E-6		1220		S			X	X	X											
E-7		1200		S			X	X	X											
E-8		1135		S			X	X	X											
E-12		1345		S			X	X	X											
TB-1		0800		S	NOA's				X											

SAMPLING COMPLETED 9/13/12 1400 SAMPLING PERFORMED BY P. Gornish, J. Ortiz RESULTS NEEDED NO LATER THAN Standard TAT

RELEASED BY [Signature] DATE 9/13/12 TIME 1600 RECEIVED BY [Signature] DATE 9/13/12 TIME 1600

RELEASED BY [Signature] DATE 9/14/12 TIME 1115 RECEIVED BY [Signature] DATE 9/14/12 TIME 1115

RELEASED BY [Signature] DATE [ ] TIME [ ] RECEIVED BY [Signature] DATE [ ] TIME [ ]

SHIPPED VIA DATE SENT TIME SENT COOLER #



**APPENDIX B**

**GROUNDWATER SAMPLING LABORATORY REPORT AND CHAIN-OF-CUSTODY**



**APPENDIX B**

**GROUNDWATER SAMPLING LABORATORY REPORT AND CHAIN-OF-CUSTODY**

**Technical Report for**

---

**The Source Group**

T0600101592-9201 San Leandro Street, Oakland CA

PACO PUMPS(PO#:04-PFT-001)

Accutest Job Number: C23650

Sampling Date: 09/13/12

---


**Report to:**

The Source Group  
3478 Buskirk Ave Suite 100  
Pleasant Hill, CA 94523  
pparmentier@thesourcegroup.net; sdaro@thesourcegroup.net;  
gmciver@thesourcegroup.net  
ATTN: Paul Parmentier

Total number of pages in report: 117



Test results contained within this data package meet the requirements of the National Environmental Laboratory Accreditation Conference and/or state specific certification programs as applicable.



**Kesavalu M. Bagawandoss,**  
Ph.D., J.D., Lab Director

**Client Service contact: Nutan Kabir 408-588-0200**

Certifications: CA (08258CA) AZ (AZ0762) DoD/ISO/IEC 17025:2005 (L2242)

This report shall not be reproduced, except in its entirety, without the written approval of Accutest Laboratories.  
Test results relate only to samples analyzed.



# Table of Contents

-1-

<b>Section 1: Sample Summary .....</b>	<b>3</b>
<b>Section 2: Summary of Hits .....</b>	<b>5</b>
<b>Section 3: Sample Results .....</b>	<b>9</b>
3.1: C23650-1: AS-1D .....	10
3.2: C23650-2: MW-1 .....	14
3.3: C23650-3: MW-2 .....	18
3.4: C23650-4: MW-3 .....	22
3.5: C23650-5: MW-4 .....	26
3.6: C23650-6: MW-5 .....	30
3.7: C23650-7: MW-6 .....	34
3.8: C23650-8: MW-7 .....	38
3.9: C23650-9: MW-8 .....	42
3.10: C23650-10: E-2 .....	46
3.11: C23650-11: E-3 .....	50
3.12: C23650-12: E-6 .....	54
3.13: C23650-13: E-7 .....	58
3.14: C23650-14: E-8 .....	62
3.15: C23650-15: E-12 .....	66
3.16: C23650-16: TB-1 .....	70
<b>Section 4: Misc. Forms .....</b>	<b>73</b>
4.1: Chain of Custody .....	74
<b>Section 5: GC/MS Volatiles - QC Data Summaries .....</b>	<b>77</b>
5.1: Method Blank Summary .....	78
5.2: Blank Spike/Blank Spike Duplicate Summary .....	90
5.3: Laboratory Control Sample Summary .....	102
5.4: Matrix Spike/Matrix Spike Duplicate Summary .....	105
<b>Section 6: GC Semi-volatiles - QC Data Summaries .....</b>	<b>114</b>
6.1: Method Blank Summary .....	115
6.2: Blank Spike/Blank Spike Duplicate Summary .....	116
6.3: Matrix Spike/Matrix Spike Duplicate Summary .....	117

1



## Sample Summary

**The Source Group**

T0600101592-9201 San Leandro Street, Oakland CA  
 Project No: PACO PUMPS(PO#:04-PFT-001)

**Job No: C23650**

Sample Number	Collected		Matrix Code	Type	Client Sample ID
	Date	Time By			
C23650-1	09/13/12	11:40 PCJO	09/14/12	AQ Ground Water	AS-1D
C23650-2	09/13/12	10:15 PCJO	09/14/12	AQ Ground Water	MW-1
C23650-3	09/13/12	11:10 PCJO	09/14/12	AQ Ground Water	MW-2
C23650-4	09/13/12	10:12 PCJO	09/14/12	AQ Ground Water	MW-3
C23650-5	09/13/12	10:42 PCJO	09/14/12	AQ Ground Water	MW-4
C23650-6	09/13/12	10:45 PCJO	09/14/12	AQ Ground Water	MW-5
C23650-7	09/13/12	12:12 PCJO	09/14/12	AQ Ground Water	MW-6
C23650-8	09/13/12	12:45 PCJO	09/14/12	AQ Ground Water	MW-7
C23650-9	09/13/12	11:10 PCJO	09/14/12	AQ Ground Water	MW-8
C23650-10	09/13/12	13:20 PCJO	09/14/12	AQ Ground Water	E-2
C23650-11	09/13/12	12:55 PCJO	09/14/12	AQ Ground Water	E-3
C23650-12	09/13/12	12:20 PCJO	09/14/12	AQ Ground Water	E-6
C23650-13	09/13/12	12:00 PCJO	09/14/12	AQ Ground Water	E-7



### Sample Summary (continued)

The Source Group

Job No: C23650

T0600101592-9201 San Leandro Street, Oakland CA  
Project No: PACO PUMPS(PO#:04-PFT-001)

Sample Number	Collected Date	Time By	Received	Matrix Code	Type	Client Sample ID
C23650-14	09/13/12	11:35	PCJO	09/14/12	AQ Ground Water	E-8
C23650-15	09/13/12	13:45	PCJO	09/14/12	AQ Ground Water	E-12
C23650-16	09/13/12	08:00	PCJO	09/14/12	AQ Ground Water	TB-1

# Summary of Hits

Job Number: C23650  
 Account: The Source Group  
 Project: T0600101592-9201 San Leandro Street, Oakland CA  
 Collected: 09/13/12

2

Lab Sample ID	Client Sample ID	Result/ Qual	RL	MDL	Units	Method
<b>C23650-1</b>	<b>AS-1D</b>					
TPH (Diesel) <sup>a</sup>		0.161	0.096	0.048	mg/l	SW846 8015B M
<b>C23650-2</b>	<b>MW-1</b>					
TPH (Diesel) <sup>a</sup>		0.187	0.096	0.048	mg/l	SW846 8015B M
<b>C23650-3</b>	<b>MW-2</b>					
Methyl Tert Butyl Ether		0.20 J	1.0	0.20	ug/l	SW846 8260B
TPH (Diesel) <sup>a</sup>		0.301	0.097	0.049	mg/l	SW846 8015B M
<b>C23650-4</b>	<b>MW-3</b>					
Benzene		677	25	5.0	ug/l	SW846 8260B
n-Butylbenzene		93.7	50	5.0	ug/l	SW846 8260B
sec-Butylbenzene		18.5 J	50	5.0	ug/l	SW846 8260B
Ethylbenzene		161	25	5.0	ug/l	SW846 8260B
Isopropylbenzene		51.1	25	5.0	ug/l	SW846 8260B
p-Isopropyltoluene		11.5 J	50	5.0	ug/l	SW846 8260B
Naphthalene		214	130	13	ug/l	SW846 8260B
n-Propylbenzene		147	50	5.0	ug/l	SW846 8260B
1,2,4-Trimethylbenzene		1290	50	5.0	ug/l	SW846 8260B
1,3,5-Trimethylbenzene		315	50	5.0	ug/l	SW846 8260B
Toluene		607	25	5.0	ug/l	SW846 8260B
Xylene (total)		445	50	12	ug/l	SW846 8260B
TPH-GRO (C6-C10)		12800	1300	630	ug/l	SW846 8260B
TPH (Diesel) <sup>b</sup>		5.04	0.94	0.47	mg/l	SW846 8015B M
TPH (Motor Oil)		4.71	1.9	0.94	mg/l	SW846 8015B M
<b>C23650-5</b>	<b>MW-4</b>					
Benzene		5.4	1.0	0.20	ug/l	SW846 8260B
Ethylbenzene		0.82 J	1.0	0.20	ug/l	SW846 8260B
Isopropylbenzene		0.23 J	1.0	0.20	ug/l	SW846 8260B
n-Propylbenzene		0.63 J	2.0	0.20	ug/l	SW846 8260B
1,2,4-Trimethylbenzene		0.66 J	2.0	0.20	ug/l	SW846 8260B
Toluene		0.51 J	1.0	0.20	ug/l	SW846 8260B
Xylene (total)		0.73 J	2.0	0.46	ug/l	SW846 8260B
TPH-GRO (C6-C10)		34.3 J	50	25	ug/l	SW846 8260B
TPH (Diesel) <sup>a</sup>		0.0830 J	0.097	0.049	mg/l	SW846 8015B M

# Summary of Hits

2

Job Number: C23650  
 Account: The Source Group  
 Project: T0600101592-9201 San Leandro Street, Oakland CA  
 Collected: 09/13/12

Lab Sample ID	Client Sample ID	Result/ Qual	RL	MDL	Units	Method
<b>C23650-6</b>	<b>MW-5</b>					
TPH (Diesel) <sup>a</sup>		0.376	0.096	0.048	mg/l	SW846 8015B M
<b>C23650-7</b>	<b>MW-6</b>					
Benzene		557	10	2.0	ug/l	SW846 8260B
sec-Butylbenzene		5.1 J	20	2.0	ug/l	SW846 8260B
1,2-Dichloroethane		5.8 J	10	2.0	ug/l	SW846 8260B
Ethylbenzene		59.9	10	2.0	ug/l	SW846 8260B
Isopropylbenzene		17.8	10	2.0	ug/l	SW846 8260B
p-Isopropyltoluene		3.1 J	20	2.0	ug/l	SW846 8260B
Naphthalene		46.4 J	50	5.0	ug/l	SW846 8260B
n-Propylbenzene		47.9	20	2.0	ug/l	SW846 8260B
1,2,4-Trimethylbenzene		412	20	2.0	ug/l	SW846 8260B
1,3,5-Trimethylbenzene		108	20	2.0	ug/l	SW846 8260B
Toluene		45.0	10	2.0	ug/l	SW846 8260B
Xylene (total)		126	20	4.6	ug/l	SW846 8260B
TPH-GRO (C6-C10)		3550	500	250	ug/l	SW846 8260B
TPH (Diesel) <sup>b</sup>		0.930	0.094	0.047	mg/l	SW846 8015B M
<b>C23650-8</b>	<b>MW-7</b>					
Methyl Tert Butyl Ether		0.41 J	1.0	0.20	ug/l	SW846 8260B
TPH (Motor Oil) <sup>c</sup>		3.51	0.38	0.19	mg/l	SW846 8015B M
<b>C23650-9</b>	<b>MW-8</b>					
Benzene		0.37 J	1.0	0.20	ug/l	SW846 8260B
Methyl Tert Butyl Ether		0.29 J	1.0	0.20	ug/l	SW846 8260B
1,2,4-Trimethylbenzene		0.29 J	2.0	0.20	ug/l	SW846 8260B
Toluene		0.28 J	1.0	0.20	ug/l	SW846 8260B
TPH (Diesel) <sup>a</sup>		0.304	0.094	0.047	mg/l	SW846 8015B M
<b>C23650-10</b>	<b>E-2</b>					
1,2-Dichloroethane		0.36 J	1.0	0.20	ug/l	SW846 8260B
Methyl Tert Butyl Ether		0.57 J	1.0	0.20	ug/l	SW846 8260B
TPH (Motor Oil)		2.99	0.38	0.19	mg/l	SW846 8015B M
<b>C23650-11</b>	<b>E-3</b>					
Benzene		0.56 J	1.0	0.20	ug/l	SW846 8260B
1,2-Dichloroethane		0.99 J	1.0	0.20	ug/l	SW846 8260B
Methyl Tert Butyl Ether		0.55 J	1.0	0.20	ug/l	SW846 8260B

# Summary of Hits

Job Number: C23650  
 Account: The Source Group  
 Project: T0600101592-9201 San Leandro Street, Oakland CA  
 Collected: 09/13/12

2

Lab Sample ID	Client Sample ID	Result/ Analyte	Qual	RL	MDL	Units	Method
TPH-GRO (C6-C10)		46.8 J		50	25	ug/l	SW846 8260B
TPH (Diesel) <sup>d</sup>		62.5		4.7	2.4	mg/l	SW846 8015B M
TPH (Motor Oil)		93.7		9.4	4.7	mg/l	SW846 8015B M
<b>C23650-12</b>		<b>E-6</b>					
Acetone		7.5 J		20	4.0	ug/l	SW846 8260B
Benzene		2.8		1.0	0.20	ug/l	SW846 8260B
n-Butylbenzene		0.71 J		2.0	0.20	ug/l	SW846 8260B
sec-Butylbenzene		0.56 J		2.0	0.20	ug/l	SW846 8260B
tert-Butylbenzene		2.2		2.0	0.28	ug/l	SW846 8260B
Ethylbenzene		2.3		1.0	0.20	ug/l	SW846 8260B
Isopropylbenzene		1.7		1.0	0.20	ug/l	SW846 8260B
Methyl Tert Butyl Ether		0.85 J		1.0	0.20	ug/l	SW846 8260B
n-Propylbenzene		3.1		2.0	0.20	ug/l	SW846 8260B
TPH-GRO (C6-C10)		427		50	25	ug/l	SW846 8260B
TPH (Motor Oil)		2.44		0.38	0.19	mg/l	SW846 8015B M
<b>C23650-13</b>		<b>E-7</b>					
Benzene		169		2.0	0.40	ug/l	SW846 8260B
n-Butylbenzene		2.6 J		4.0	0.40	ug/l	SW846 8260B
sec-Butylbenzene		0.85 J		4.0	0.40	ug/l	SW846 8260B
tert-Butylbenzene		1.4 J		4.0	0.56	ug/l	SW846 8260B
1,2-Dichloroethane		2.6		2.0	0.40	ug/l	SW846 8260B
Ethylbenzene		27.8		2.0	0.40	ug/l	SW846 8260B
Isopropylbenzene		4.2		2.0	0.40	ug/l	SW846 8260B
p-Isopropyltoluene		0.56 J		4.0	0.40	ug/l	SW846 8260B
Methyl Tert Butyl Ether		3.5		2.0	0.40	ug/l	SW846 8260B
Naphthalene		12.8		10	1.0	ug/l	SW846 8260B
n-Propylbenzene		10.3		4.0	0.40	ug/l	SW846 8260B
1,2,4-Trimethylbenzene		54.6		4.0	0.40	ug/l	SW846 8260B
1,3,5-Trimethylbenzene		6.3		4.0	0.40	ug/l	SW846 8260B
Toluene		67.3		2.0	0.40	ug/l	SW846 8260B
Xylene (total)		82.3		4.0	0.92	ug/l	SW846 8260B
TPH-GRO (C6-C10)		1790		100	50	ug/l	SW846 8260B
TPH (Diesel) <sup>b</sup>		0.214		0.098	0.049	mg/l	SW846 8015B M
<b>C23650-14</b>		<b>E-8</b>					
Benzene		2.0 J		5.0	1.0	ug/l	SW846 8260B
n-Butylbenzene		2.6 J		10	1.0	ug/l	SW846 8260B
sec-Butylbenzene		3.3 J		10	1.0	ug/l	SW846 8260B
cis-1,2-Dichloroethylene		7.3		5.0	1.0	ug/l	SW846 8260B
trans-1,2-Dichloroethylene		12.5		5.0	1.0	ug/l	SW846 8260B

# Summary of Hits

Job Number: C23650  
 Account: The Source Group  
 Project: T0600101592 9201 San Leandro Street, Oakland CA  
 Collected: 09/13/12

Lab Sample ID	Client Sample ID	Result/ Qual	RL	MDL	Units	Method
		2.7 J	5.0	1.0	ug/l	SW846 8260B
Isopropylbenzene						
Methyl Tert Butyl Ether		2.8 J	5.0	1.0	ug/l	SW846 8260B
n-Propylbenzene		2.1 J	10	1.0	ug/l	SW846 8260B
Tetrachloroethylene		5.7	5.0	1.5	ug/l	SW846 8260B
Trichloroethylene		1.8 J	5.0	1.0	ug/l	SW846 8260B
TPH-GRO (C6-C10)		2450	250	130	ug/l	SW846 8260B
TPH (Diesel) <sup>b</sup>		0.314	0.10	0.050	mg/l	SW846 8015B M

**C23650-15 E-12**

Acetone		6.3 J	20	4.0	ug/l	SW846 8260B
Benzene		50.8	1.0	0.20	ug/l	SW846 8260B
n-Butylbenzene		1.3 J	2.0	0.20	ug/l	SW846 8260B
sec-Butylbenzene		0.84 J	2.0	0.20	ug/l	SW846 8260B
tert-Butylbenzene		0.54 J	2.0	0.28	ug/l	SW846 8260B
Ethylbenzene		7.2	1.0	0.20	ug/l	SW846 8260B
Isopropylbenzene		3.1	1.0	0.20	ug/l	SW846 8260B
Naphthalene		2.7 J	5.0	0.50	ug/l	SW846 8260B
n-Propylbenzene		7.3	2.0	0.20	ug/l	SW846 8260B
Tert-Butyl Alcohol		18.9	10	2.4	ug/l	SW846 8260B
1,2,4-Trimethylbenzene		5.6	2.0	0.20	ug/l	SW846 8260B
1,3,5-Trimethylbenzene		0.96 J	2.0	0.20	ug/l	SW846 8260B
Toluene		2.6	1.0	0.20	ug/l	SW846 8260B
Xylene (total)		2.7	2.0	0.46	ug/l	SW846 8260B
TPH-GRO (C6-C10)		633	50	25	ug/l	SW846 8260B
TPH (Diesel) <sup>b</sup>		0.0888 J	0.095	0.048	mg/l	SW846 8015B M

**C23650-16 TB-1**

No hits reported in this sample.

- (a) Atypical Diesel pattern (C12-C36); heavier hydrocarbons contributing to quantitation.
- (b) Diesel pattern is not present; higher boiling gasoline compounds in Diesel range.
- (c) Motor oil mixed with multiple discrete peaks.
- (d) Atypical Diesel pattern (C12-C28); heavier hydrocarbons contributing to quantitation.

**Sample Results**

---

**Report of Analysis**

---



### Report of Analysis

3.1  
3

<b>Client Sample ID:</b> AS-1D	<b>Date Sampled:</b> 09/13/12
<b>Lab Sample ID:</b> C23650-1	<b>Date Received:</b> 09/14/12
<b>Matrix:</b> AQ - Ground Water	<b>Percent Solids:</b> n/a
<b>Method:</b> SW846 8260B	
<b>Project:</b> T0600101592-9201 San Leandro Street, Oakland CA	

Run #1	File ID	DF	Analyzed	By	Prep Date	Prep Batch	Analytical Batch
Run #2	U6435.D	1	09/17/12	YP	n/a	n/a	VU246

Run #1	Purge Volume
Run #2	10.0 ml

**VOA 8260 List**

CAS No.	Compound	Result	RL	MDL	Units	Q
67-64-1	Acetone	ND	20	4.0	ug/l	
71-43-2	Benzene	ND	1.0	0.20	ug/l	
108-86-1	Bromobenzene	ND	1.0	0.20	ug/l	
74-97-5	Bromochloromethane	ND	1.0	0.20	ug/l	
75-27-4	Bromodichloromethane	ND	1.0	0.20	ug/l	
75-25-2	Bromoform	ND	1.0	0.22	ug/l	
104-51-8	n-Butylbenzene	ND	2.0	0.20	ug/l	
135-98-8	sec-Butylbenzene	ND	2.0	0.20	ug/l	
98-06-6	tert-Butylbenzene	ND	2.0	0.28	ug/l	
108-90-7	Chlorobenzene	ND	1.0	0.20	ug/l	
75-00-3	Chloroethane	ND	1.0	0.20	ug/l	
67-66-3	Chloroform	ND	1.0	0.20	ug/l	
95-49-8	o-Chlorotoluene	ND	2.0	0.20	ug/l	
106-43-4	p-Chlorotoluene	ND	2.0	0.26	ug/l	
56-23-5	Carbon tetrachloride	ND	1.0	0.20	ug/l	
75-34-3	1,1-Dichloroethane	ND	1.0	0.20	ug/l	
75-35-4	1,1-Dichloroethylene	ND	1.0	0.20	ug/l	
563-58-6	1,1-Dichloropropene	ND	1.0	0.20	ug/l	
96-12-8	1,2-Dibromo-3-chloropropane	ND	2.0	0.40	ug/l	
106-93-4	1,2-Dibromoethane	ND	1.0	0.20	ug/l	
107-06-2	1,2-Dichloroethane	ND	1.0	0.20	ug/l	
78-87-5	1,2-Dichloropropane	ND	1.0	0.20	ug/l	
142-28-9	1,3-Dichloropropane	ND	1.0	0.20	ug/l	
108-20-3	Di-Isopropyl ether	ND	2.0	0.22	ug/l	
594-20-7	2,2-Dichloropropane	ND	1.0	0.20	ug/l	
124-48-1	Dibromochloromethane	ND	1.0	0.20	ug/l	
75-71-8	Dichlorodifluoromethane	ND	1.0	0.20	ug/l	
156-59-2	cis-1,2-Dichloroethylene	ND	1.0	0.20	ug/l	
10061-01-5	cis-1,3-Dichloropropene	ND	1.0	0.20	ug/l	
541-73-1	m-Dichlorobenzene	ND	1.0	0.20	ug/l	
95-50-1	o-Dichlorobenzene	ND	1.0	0.20	ug/l	
106-46-7	p-Dichlorobenzene	ND	1.0	0.20	ug/l	

ND = Not detected      MDL - Method Detection Limit  
 RL = Reporting Limit  
 E = Indicates value exceeds calibration range

J = Indicates an estimated value  
 B = Indicates analyte found in associated method blank  
 N = Indicates presumptive evidence of a compound

## Report of Analysis

<b>Client Sample ID:</b> AS-1D	<b>Date Sampled:</b> 09/13/12
<b>Lab Sample ID:</b> C23650-1	<b>Date Received:</b> 09/14/12
<b>Matrix:</b> AQ - Ground Water	<b>Percent Solids:</b> n/a
<b>Method:</b> SW846 8260B	
<b>Project:</b> T0600101592-9201 San Leandro Street, Oakland CA	

## VOA 8260 List

CAS No.	Compound	Result	RL	MDL	Units	Q
156-60-5	trans-1,2-Dichloroethylene	ND	1.0	0.20	ug/l	
10061-02-6	trans-1,3-Dichloropropene	ND	1.0	0.30	ug/l	
100-41-4	Ethylbenzene	ND	1.0	0.20	ug/l	
637-92-3	Ethyl Tert Butyl Ether	ND	2.0	0.22	ug/l	
591-78-6	2-Hexanone	ND	10	2.0	ug/l	
87-68-3	Hexachlorobutadiene	ND	2.0	0.20	ug/l	
98-82-8	Isopropylbenzene	ND	1.0	0.20	ug/l	
99-87-6	p-Isopropyltoluene	ND	2.0	0.20	ug/l	
108-10-1	4-Methyl-2-pentanone	ND	10	1.0	ug/l	
74-83-9	Methyl bromide	ND	2.0	0.20	ug/l	
74-87-3	Methyl chloride	ND	1.0	0.20	ug/l	
74-95-3	Methylene bromide	ND	1.0	0.20	ug/l	
75-09-2	Methylene chloride	ND	10	2.0	ug/l	
78-93-3	Methyl ethyl ketone	ND	10	2.0	ug/l	
1634-04-4	Methyl Tert Butyl Ether	ND	1.0	0.20	ug/l	
91-20-3	Naphthalene	ND	5.0	0.50	ug/l	
103-65-1	n-Propylbenzene	ND	2.0	0.20	ug/l	
100-42-5	Styrene	ND	1.0	0.20	ug/l	
994-05-8	Tert-Amyl Methyl Ether	ND	2.0	0.40	ug/l	
75-65-0	Tert-Butyl Alcohol	ND	10	2.4	ug/l	
630-20-6	1,1,1,2-Tetrachloroethane	ND	1.0	0.30	ug/l	
71-55-6	1,1,1-Trichloroethane	ND	1.0	0.20	ug/l	
79-34-5	1,1,2,2-Tetrachloroethane	ND	1.0	0.20	ug/l	
79-00-5	1,1,2-Trichloroethane	ND	1.0	0.22	ug/l	
87-61-6	1,2,3-Trichlorobenzene	ND	2.0	0.20	ug/l	
96-18-4	1,2,3-Trichloropropane	ND	2.0	0.20	ug/l	
120-82-1	1,2,4-Trichlorobenzene	ND	2.0	0.20	ug/l	
95-63-6	1,2,4-Trimethylbenzene	ND	2.0	0.20	ug/l	
108-67-8	1,3,5-Trimethylbenzene	ND	2.0	0.20	ug/l	
127-18-4	Tetrachloroethylene	ND	1.0	0.30	ug/l	
108-88-3	Toluene	ND	1.0	0.20	ug/l	
79-01-6	Trichloroethylene	ND	1.0	0.20	ug/l	
75-69-4	Trichlorofluoromethane	ND	1.0	0.20	ug/l	
75-01-4	Vinyl chloride	ND	1.0	0.20	ug/l	
1330-20-7	Xylene (total)	ND	2.0	0.46	ug/l	
	TPH-GRO (C6-C10)	ND	50	25	ug/l	

CAS No.	Surrogate Recoveries	Run# 1	Run# 2	Limits
1868-53-7	Dibromofluoromethane	100%		60-130%

ND = Not detected      MDL - Method Detection Limit  
 RL = Reporting Limit  
 E = Indicates value exceeds calibration range

J = Indicates an estimated value  
 B = Indicates analyte found in associated method blank  
 N = Indicates presumptive evidence of a compound

## Report of Analysis

<b>Client Sample ID:</b> AS-1D	<b>Date Sampled:</b> 09/13/12
<b>Lab Sample ID:</b> C23650-1	<b>Date Received:</b> 09/14/12
<b>Matrix:</b> AQ - Ground Water	<b>Percent Solids:</b> n/a
<b>Method:</b> SW846 8260B	
<b>Project:</b> T0600101592-9201 San Leandro Street, Oakland CA	

### VOA 8260 List

CAS No.	Surrogate Recoveries	Run# 1	Run# 2	Limits
2037-26-5	Toluene-D8	96%		60-130%
460-00-4	4-Bromofluorobenzene	90%		60-130%

**ND = Not detected**      **MDL - Method Detection Limit**  
**RL = Reporting Limit**  
**E = Indicates value exceeds calibration range**

**J = Indicates an estimated value**  
**B = Indicates analyte found in associated method blank**  
**N = Indicates presumptive evidence of a compound**

### Report of Analysis

3.1  
3

<b>Client Sample ID:</b> AS-1D		
<b>Lab Sample ID:</b> C23650-1		<b>Date Sampled:</b> 09/13/12
<b>Matrix:</b> AQ - Ground Water		<b>Date Received:</b> 09/14/12
<b>Method:</b> SW846 8015B M SW846 3510C		<b>Percent Solids:</b> n/a
<b>Project:</b> T0600101592-9201 San Leandro Street, Oakland CA		

Run #	File ID	DF	Analyzed	By	Prep Date	Prep Batch	Analytical Batch
Run #1	GG36886.D	1	09/18/12	LB	09/17/12	OP6639	GGG981
Run #2							

Run #	Initial Volume	Final Volume
Run #1	1040 ml	1.0 ml
Run #2		

**TPH Extractable**

CAS No.	Compound	Result	RL	MDL	Units	Q
	TPH (Diesel) <sup>a</sup>	0.161	0.096	0.048	mg/l	
	TPH (Motor Oil)	ND	0.19	0.096	mg/l	
CAS No.	Surrogate Recoveries	Run# 1	Run# 2	Limits		
630-01-3	Hexacosane	82%		45-140%		

(a) Atypical Diesel pattern (C12-C36); heavier hydrocarbons contributing to quantitation.

ND = Not detected      MDL - Method Detection Limit  
 RL = Reporting Limit  
 E = Indicates value exceeds calibration range

J = Indicates an estimated value  
 B = Indicates analyte found in associated method blank  
 N = Indicates presumptive evidence of a compound

Report of Analysis

3.2  
3

<b>Client Sample ID:</b> MW-1	<b>Date Sampled:</b> 09/13/12
<b>Lab Sample ID:</b> C23650-2	<b>Date Received:</b> 09/14/12
<b>Matrix:</b> AQ - Ground Water	<b>Percent Solids:</b> n/a
<b>Method:</b> SW846 8260B	
<b>Project:</b> T0600101592-9201 San Leandro Street, Oakland CA	

Run #1	File ID	DF	Analyzed	By	Prep Date	Prep Batch	Analytical Batch
Run #1	U6426.D	1	09/17/12	YP	n/a	n/a	VU246
Run #2							

Run #1	Purge Volume
Run #1	10.0 ml
Run #2	

VOA 8260 List

CAS No.	Compound	Result	RL	MDL	Units	Q
67-64-1	Acetone	ND	20	4.0	ug/l	
71-43-2	Benzene	ND	1.0	0.20	ug/l	
108-86-1	Bromobenzene	ND	1.0	0.20	ug/l	
74-97-5	Bromochloromethane	ND	1.0	0.20	ug/l	
75-27-4	Bromodichloromethane	ND	1.0	0.20	ug/l	
75-25-2	Bromoform	ND	1.0	0.22	ug/l	
104-51-8	n-Butylbenzene	ND	2.0	0.20	ug/l	
135-98-8	sec-Butylbenzene	ND	2.0	0.20	ug/l	
98-06-6	tert-Butylbenzene	ND	2.0	0.28	ug/l	
108-90-7	Chlorobenzene	ND	1.0	0.20	ug/l	
75-00-3	Chloroethane	ND	1.0	0.20	ug/l	
67-66-3	Chloroform	ND	1.0	0.20	ug/l	
95-49-8	o-Chlorotoluene	ND	2.0	0.20	ug/l	
106-43-4	p-Chlorotoluene	ND	2.0	0.26	ug/l	
56-23-5	Carbon tetrachloride	ND	1.0	0.20	ug/l	
75-34-3	1,1-Dichloroethane	ND	1.0	0.20	ug/l	
75-35-4	1,1-Dichloroethylene	ND	1.0	0.20	ug/l	
563-58-6	1,1-Dichloropropene	ND	1.0	0.20	ug/l	
96-12-8	1,2-Dibromo-3-chloropropane	ND	2.0	0.40	ug/l	
106-93-4	1,2-Dibromoethane	ND	1.0	0.20	ug/l	
107-06-2	1,2-Dichloroethane	ND	1.0	0.20	ug/l	
78-87-5	1,2-Dichloropropane	ND	1.0	0.20	ug/l	
142-28-9	1,3-Dichloropropane	ND	1.0	0.20	ug/l	
108-20-3	Di-Isopropyl ether	ND	2.0	0.22	ug/l	
594-20-7	2,2-Dichloropropane	ND	1.0	0.20	ug/l	
124-48-1	Dibromochloromethane	ND	1.0	0.20	ug/l	
75-71-8	Dichlorodifluoromethane	ND	1.0	0.20	ug/l	
156-59-2	cis-1,2-Dichloroethylene	ND	1.0	0.20	ug/l	
10061-01-5	cis-1,3-Dichloropropene	ND	1.0	0.20	ug/l	
541-73-1	m-Dichlorobenzene	ND	1.0	0.20	ug/l	
95-50-1	o-Dichlorobenzene	ND	1.0	0.20	ug/l	
106-46-7	p-Dichlorobenzene	ND	1.0	0.20	ug/l	

ND = Not detected      MDL - Method Detection Limit  
 RL = Reporting Limit  
 E = Indicates value exceeds calibration range

J = Indicates an estimated value  
 B = Indicates analyte found in associated method blank  
 N = Indicates presumptive evidence of a compound

## Report of Analysis

<b>Client Sample ID:</b> MW-1		<b>Date Sampled:</b> 09/13/12
<b>Lab Sample ID:</b> C23650-2		<b>Date Received:</b> 09/14/12
<b>Matrix:</b> AQ - Ground Water		<b>Percent Solids:</b> n/a
<b>Method:</b> SW846 8260B		
<b>Project:</b> T0600101592-9201 San Leandro Street, Oakland CA		

## VOA 8260 List

CAS No.	Compound	Result	RL	MDL	Units	Q
156-60-5	trans-1,2-Dichloroethylene	ND	1.0	0.20	ug/l	
10061-02-6	trans-1,3-Dichloropropene	ND	1.0	0.30	ug/l	
100-41-4	Ethylbenzene	ND	1.0	0.20	ug/l	
637-92-3	Ethyl Tert Butyl Ether	ND	2.0	0.22	ug/l	
591-78-6	2-Hexanone	ND	10	2.0	ug/l	
87-68-3	Hexachlorobutadiene	ND	2.0	0.20	ug/l	
98-82-8	Isopropylbenzene	ND	1.0	0.20	ug/l	
99-87-6	p-Isopropyltoluene	ND	2.0	0.20	ug/l	
108-10-1	4-Methyl-2-pentanone	ND	10	1.0	ug/l	
74-83-9	Methyl bromide	ND	2.0	0.20	ug/l	
74-87-3	Methyl chloride	ND	1.0	0.20	ug/l	
74-95-3	Methylene bromide	ND	1.0	0.20	ug/l	
75-09-2	Methylene chloride	ND	10	2.0	ug/l	
78-93-3	Methyl ethyl ketone	ND	10	2.0	ug/l	
1634-04-4	Methyl Tert Butyl Ether	ND	1.0	0.20	ug/l	
91-20-3	Naphthalene	ND	5.0	0.50	ug/l	
103-65-1	n-Propylbenzene	ND	2.0	0.20	ug/l	
100-42-5	Styrene	ND	1.0	0.20	ug/l	
994-05-8	Tert-Amyl Methyl Ether	ND	2.0	0.40	ug/l	
75-65-0	Tert-Butyl Alcohol	ND	10	2.4	ug/l	
630-20-6	1,1,1,2-Tetrachloroethane	ND	1.0	0.30	ug/l	
71-55-6	1,1,1-Trichloroethane	ND	1.0	0.20	ug/l	
79-34-5	1,1,2,2-Tetrachloroethane	ND	1.0	0.20	ug/l	
79-00-5	1,1,2-Trichloroethane	ND	1.0	0.22	ug/l	
87-61-6	1,2,3-Trichlorobenzene	ND	2.0	0.20	ug/l	
96-18-4	1,2,3-Trichloropropane	ND	2.0	0.20	ug/l	
120-82-1	1,2,4-Trichlorobenzene	ND	2.0	0.20	ug/l	
95-63-6	1,2,4-Trimethylbenzene	ND	2.0	0.20	ug/l	
108-67-8	1,3,5-Trimethylbenzene	ND	2.0	0.20	ug/l	
127-18-4	Tetrachloroethylene	ND	1.0	0.30	ug/l	
108-88-3	Toluene	ND	1.0	0.20	ug/l	
79-01-6	Trichloroethylene	ND	1.0	0.20	ug/l	
75-69-4	Trichlorofluoromethane	ND	1.0	0.20	ug/l	
75-01-4	Vinyl chloride	ND	1.0	0.20	ug/l	
1330-20-7	Xylene (total)	ND	2.0	0.46	ug/l	
	TPH-GRO (C6-C10)	ND	50	25	ug/l	

CAS No.	Surrogate Recoveries	Run# 1	Run# 2	Limits
1868-53-7	Dibromofluoromethane	93%		60-130%

ND = Not detected      MDL - Method Detection Limit  
 RL = Reporting Limit  
 E = Indicates value exceeds calibration range

J = Indicates an estimated value  
 B = Indicates analyte found in associated method blank  
 N = Indicates presumptive evidence of a compound

## Report of Analysis

3.2  
3

<b>Client Sample ID:</b> MW-1	<b>Date Sampled:</b> 09/13/12
<b>Lab Sample ID:</b> C23650-2	<b>Date Received:</b> 09/14/12
<b>Matrix:</b> AQ - Ground Water	<b>Percent Solids:</b> n/a
<b>Method:</b> SW846 8260B	
<b>Project:</b> T0600101592-9201 San Leandro Street, Oakland CA	

**VOA 8260 List**

CAS No.	Surrogate Recoveries	Run# 1	Run# 2	Limits
2037-26-5	Toluene-D8	96%		60-130%
460-00-4	4-Bromofluorobenzene	90%		60-130%

**ND** = Not detected      **MDL** - Method Detection Limit  
**RL** = Reporting Limit  
**E** = Indicates value exceeds calibration range

**J** = Indicates an estimated value  
**B** = Indicates analyte found in associated method blank  
**N** = Indicates presumptive evidence of a compound

## Report of Analysis

<b>Client Sample ID:</b> MW-1	<b>Date Sampled:</b> 09/13/12
<b>Lab Sample ID:</b> C23650-2	<b>Date Received:</b> 09/14/12
<b>Matrix:</b> AQ - Ground Water	<b>Percent Solids:</b> n/a
<b>Method:</b> SW846 8015B M SW846 3510C	
<b>Project:</b> T0600101592-9201 San Leandro Street, Oakland CA	

Run #	File ID	DF	Analyzed	By	Prep Date	Prep Batch	Analytical Batch
Run #1	GC36887.D	1	09/18/12	LB	09/17/12	OP6639	GGG981
Run #2							

Run #	Initial Volume	Final Volume
Run #1	1040 ml	1.0 ml
Run #2		

**TPH Extractable**

CAS No.	Compound	Result	RL	MDL	Units	Q
	TPH (Diesel) <sup>a</sup>	0.187	0.096	0.048	mg/l	
	TPH (Motor Oil)	ND	0.19	0.096	mg/l	
CAS No.	Surrogate Recoveries	Run# 1	Run# 2	Limits		
630-01-3	Hexacosane	82%		45-140%		

(a) Atypical Diesel pattern (C12-C36); heavier hydrocarbons contributing to quantitation.

ND = Not detected      MDL - Method Detection Limit  
 RL = Reporting Limit  
 E = Indicates value exceeds calibration range

J = Indicates an estimated value  
 B = Indicates analyte found in associated method blank  
 N = Indicates presumptive evidence of a compound

3.2  
3



## Report of Analysis

Client Sample ID:	MW-2	Date Sampled:	09/13/12
Lab Sample ID:	C23650-3	Date Received:	09/14/12
Matrix:	AQ - Ground Water	Percent Solids:	n/a
Method:	SW846 8260B		
Project:	T0600101592-9201 San Leandro Street, Oakland CA		

Run #1	File ID	DF	Analyzed	By	Prep Date	Prep Batch	Analytical Batch
Run #2	U6427.D	1	09/17/12	YP	n/a	n/a	VU246

Run #1	Purge Volume
Run #2	10.0 ml

## VOA 8260 List

CAS No.	Compound	Result	RL	MDL	Units	Q
67-64-1	Acetone	ND	20	4.0	ug/l	
71-43-2	Benzene	ND	1.0	0.20	ug/l	
108-86-1	Bromobenzene	ND	1.0	0.20	ug/l	
74-97-5	Bromochloromethane	ND	1.0	0.20	ug/l	
75-27-4	Bromodichloromethane	ND	1.0	0.20	ug/l	
75-25-2	Bromoform	ND	1.0	0.22	ug/l	
104-51-8	n-Butylbenzene	ND	2.0	0.20	ug/l	
135-98-8	sec-Butylbenzene	ND	2.0	0.20	ug/l	
98-06-6	tert-Butylbenzene	ND	2.0	0.28	ug/l	
108-90-7	Chlorobenzene	ND	1.0	0.20	ug/l	
75-00-3	Chloroethane	ND	1.0	0.20	ug/l	
67-66-3	Chloroform	ND	1.0	0.20	ug/l	
95-49-8	o-Chlorotoluene	ND	2.0	0.20	ug/l	
106-43-4	p-Chlorotoluene	ND	2.0	0.26	ug/l	
56-23-5	Carbon tetrachloride	ND	1.0	0.20	ug/l	
75-34-3	1,1-Dichloroethane	ND	1.0	0.20	ug/l	
75-35-4	1,1-Dichloroethylene	ND	1.0	0.20	ug/l	
563-58-6	1,1-Dichloropropene	ND	1.0	0.20	ug/l	
96-12-8	1,2-Dibromo-3-chloropropane	ND	2.0	0.40	ug/l	
106-93-4	1,2-Dibromoethane	ND	1.0	0.20	ug/l	
107-06-2	1,2-Dichloroethane	ND	1.0	0.20	ug/l	
78-87-5	1,2-Dichloropropane	ND	1.0	0.20	ug/l	
142-28-9	1,3-Dichloropropane	ND	1.0	0.20	ug/l	
108-20-3	Di-Isopropyl ether	ND	2.0	0.22	ug/l	
594-20-7	2,2-Dichloropropane	ND	1.0	0.20	ug/l	
124-48-1	Dibromochloromethane	ND	1.0	0.20	ug/l	
75-71-8	Dichlorodifluoromethane	ND	1.0	0.20	ug/l	
156-59-2	cis-1,2-Dichloroethylene	ND	1.0	0.20	ug/l	
10061-01-5	cis-1,3-Dichloropropene	ND	1.0	0.20	ug/l	
541-73-1	m-Dichlorobenzene	ND	1.0	0.20	ug/l	
95-50-1	o-Dichlorobenzene	ND	1.0	0.20	ug/l	
106-46-7	p-Dichlorobenzene	ND	1.0	0.20	ug/l	

ND = Not detected      MDL - Method Detection Limit  
 RL = Reporting Limit  
 E = Indicates value exceeds calibration range

J = Indicates an estimated value  
 B = Indicates analyte found in associated method blank  
 N = Indicates presumptive evidence of a compound

## Report of Analysis

<b>Client Sample ID:</b> MW-2	
<b>Lab Sample ID:</b> C23650-3	
<b>Matrix:</b> AQ - Ground Water	<b>Date Sampled:</b> 09/13/12
<b>Method:</b> SW846 8260B	<b>Date Received:</b> 09/14/12
<b>Project:</b> T0600101592-9201 San Leandro Street, Oakland CA	<b>Percent Solids:</b> n/a

## VOA 8260 List

CAS No.	Compound	Result	RL	MDL	Units	Q
156-60-5	trans-1,2-Dichloroethylene	ND	1.0	0.20	ug/l	
10061-02-6	trans-1,3-Dichloropropene	ND	1.0	0.30	ug/l	
100-41-4	Ethylbenzene	ND	1.0	0.20	ug/l	
637-92-3	Ethyl Tert Butyl Ether	ND	2.0	0.22	ug/l	
591-78-6	2-Hexanone	ND	10	2.0	ug/l	
87-68-3	Hexachlorobutadiene	ND	2.0	0.20	ug/l	
98-82-8	Isopropylbenzene	ND	1.0	0.20	ug/l	
99-87-6	p-Isopropyltoluene	ND	2.0	0.20	ug/l	
108-10-1	4-Methyl-2-pentanone	ND	10	1.0	ug/l	
74-83-9	Methyl bromide	ND	2.0	0.20	ug/l	
74-87-3	Methyl chloride	ND	1.0	0.20	ug/l	
74-95-3	Methylene bromide	ND	1.0	0.20	ug/l	
75-09-2	Methylene chloride	ND	10	2.0	ug/l	
78-93-3	Methyl ethyl ketone	ND	10	2.0	ug/l	
1634-04-4	Methyl Tert Butyl Ether	0.20	1.0	0.20	ug/l	J
91-20-3	Naphthalene	ND	5.0	0.50	ug/l	
103-65-1	n-Propylbenzene	ND	2.0	0.20	ug/l	
100-42-5	Styrene	ND	1.0	0.20	ug/l	
994-05-8	Tert-Amyl Methyl Ether	ND	2.0	0.40	ug/l	
75-65-0	Tert-Butyl Alcohol	ND	10	2.4	ug/l	
630-20-6	1,1,1,2-Tetrachloroethane	ND	1.0	0.30	ug/l	
71-55-6	1,1,1-Trichloroethane	ND	1.0	0.20	ug/l	
79-34-5	1,1,2,2-Tetrachloroethane	ND	1.0	0.20	ug/l	
79-00-5	1,1,2-Trichloroethane	ND	1.0	0.22	ug/l	
87-61-6	1,2,3-Trichlorobenzene	ND	2.0	0.20	ug/l	
96-18-4	1,2,3-Trichloropropane	ND	2.0	0.20	ug/l	
120-82-1	1,2,4-Trichlorobenzene	ND	2.0	0.20	ug/l	
95-63-6	1,2,4-Trimethylbenzene	ND	2.0	0.20	ug/l	
108-67-8	1,3,5-Trimethylbenzene	ND	2.0	0.20	ug/l	
127-18-4	Tetrachloroethylene	ND	1.0	0.30	ug/l	
108-88-3	Toluene	ND	1.0	0.20	ug/l	
79-01-6	Trichloroethylene	ND	1.0	0.20	ug/l	
75-69-4	Trichlorofluoromethane	ND	1.0	0.20	ug/l	
75-01-4	Vinyl chloride	ND	1.0	0.20	ug/l	
1330-20-7	Xylene (total)	ND	2.0	0.46	ug/l	
	TPH-GRO (C6-C10)	ND	50	25	ug/l	

CAS No.	Surrogate Recoveries	Run# 1	Run# 2	Limits
1868-53-7	Dibromofluoromethane	97%		60-130%

ND = Not detected      MDL - Method Detection Limit  
 RL = Reporting Limit  
 E = Indicates value exceeds calibration range

J = Indicates an estimated value  
 B = Indicates analyte found in associated method blank  
 N = Indicates presumptive evidence of a compound

**Report of Analysis**

3.3  
3

<b>Client Sample ID:</b> MW-2	<b>Date Sampled:</b> 09/13/12
<b>Lab Sample ID:</b> C23650-3	<b>Date Received:</b> 09/14/12
<b>Matrix:</b> AQ - Ground Water	<b>Percent Solids:</b> n/a
<b>Method:</b> SW846 8260B	
<b>Project:</b> T0600101592-9201 San Leandro Street, Oakland CA	

**VOA 8260 List**

CAS No.	Surrogate Recoveries	Run# 1	Run# 2	Limits
2037-26-5	Toluene-D8	96%		60-130%
460-00-4	4-Bromofluorobenzene	90%		60-130%

ND = Not detected      MDL - Method Detection Limit  
 RL = Reporting Limit  
 E = Indicates value exceeds calibration range

J = Indicates an estimated value  
 B = Indicates analyte found in associated method blank  
 N = Indicates presumptive evidence of a compound

### Report of Analysis

<b>Client Sample ID:</b> MW-2	<b>Date Sampled:</b> 09/13/12
<b>Lab Sample ID:</b> C23650-3	<b>Date Received:</b> 09/14/12
<b>Matrix:</b> AQ - Ground Water	<b>Percent Solids:</b> n/a
<b>Method:</b> SW846 8015B M SW846 3510C	
<b>Project:</b> T0600101592-9201 San Leandro Street, Oakland CA	

Run #	File ID	DF	Analyzed	By	Prep Date	Prep Batch	Analytical Batch
Run #1	GG36888.D	1	09/18/12	LB	09/17/12	OP6639	GGG981
Run #2							

Run #	Initial Volume	Final Volume
Run #1	1030 ml	1.0 ml
Run #2		

**TPH Extractable**

CAS No.	Compound	Result	RL	MDL	Units	Q
	TPH (Diesel) <sup>a</sup>	0.301	0.097	0.049	mg/l	
	TPH (Motor Oil)	ND	0.19	0.097	mg/l	
CAS No.	Surrogate Recoveries	Run# 1	Run# 2	Limits		
630-01-3	Hexacosane	87%		45-140%		

(a) Atypical Diesel pattern (C12-C36); heavier hydrocarbons contributing to quantitation.

ND = Not detected      MDL - Method Detection Limit  
 RL = Reporting Limit  
 E = Indicates value exceeds calibration range

J = Indicates an estimated value  
 B = Indicates analyte found in associated method blank  
 N = Indicates presumptive evidence of a compound

## Report of Analysis

Client Sample ID: MW-3	Date Sampled: 09/13/12
Lab Sample ID: C23650-4	Date Received: 09/14/12
Matrix: AQ - Ground Water	Percent Solids: n/a
Method: SW846 8260B	
Project: T0600101592-9201 San Leandro Street, Oakland CA	

Run #	File ID	DF	Analyzed	By	Prep Date	Prep Batch	Analytical Batch
Run #1	U6423.D	25	09/17/12	YP	n/a	n/a	VU246
Run #2							

Run #	Purge Volume
Run #1	10.0 ml
Run #2	

## VOA 8260 List

CAS No.	Compound	Result	RL	MDL	Units	Q
67-64-1	Acetone	ND	500	100	ug/l	
71-43-2	Benzene	<del>677</del>	25	5.0	ug/l	
108-86-1	Bromobenzene	ND	25	5.0	ug/l	
74-97-5	Bromochloromethane	ND	25	5.0	ug/l	
75-27-4	Bromodichloromethane	ND	25	5.0	ug/l	
75-25-2	Bromoform	ND	25	5.5	ug/l	
104-51-8	n-Butylbenzene	93.7	50	5.0	ug/l	
135-98-8	sec-Butylbenzene	18.5	50	5.0	ug/l	J
98-06-6	tert-Butylbenzene	ND	50	7.0	ug/l	
108-90-7	Chlorobenzene	ND	25	5.0	ug/l	
75-00-3	Chloroethane	ND	25	5.0	ug/l	
67-66-3	Chloroform	ND	25	5.0	ug/l	
95-49-8	o-Chlorotoluene	ND	50	5.0	ug/l	
106-43-4	p-Chlorotoluene	ND	50	6.5	ug/l	
56-23-5	Carbon tetrachloride	ND	25	5.0	ug/l	
75-34-3	1,1-Dichloroethane	ND	25	5.0	ug/l	
75-35-4	1,1-Dichloroethylene	ND	25	5.0	ug/l	
563-58-6	1,1-Dichloropropene	ND	25	5.0	ug/l	
96-12-8	1,2-Dibromo-3-chloropropane	ND	50	10	ug/l	
106-93-4	1,2-Dibromoethane	ND	25	5.0	ug/l	
107-06-2	1,2-Dichloroethane	ND	25	5.0	ug/l	
78-87-5	1,2-Dichloropropane	ND	25	5.0	ug/l	
142-28-9	1,3-Dichloropropane	ND	25	5.0	ug/l	
108-20-3	Di-Isopropyl ether	ND	50	5.5	ug/l	
594-20-7	2,2-Dichloropropane	ND	25	5.0	ug/l	
124-48-1	Dibromochloromethane	ND	25	5.0	ug/l	
75-71-8	Dichlorodifluoromethane	ND	25	5.0	ug/l	
156-59-2	cis-1,2-Dichloroethylene	ND	25	5.0	ug/l	
10061-01-5	cis-1,3-Dichloropropene	ND	25	5.0	ug/l	
541-73-1	m-Dichlorobenzene	ND	25	5.0	ug/l	
95-50-1	o-Dichlorobenzene	ND	25	5.0	ug/l	
106-46-7	p-Dichlorobenzene	ND	25	5.0	ug/l	

ND = Not detected      MDL - Method Detection Limit  
 RL = Reporting Limit  
 E = Indicates value exceeds calibration range

J = Indicates an estimated value  
 B = Indicates analyte found in associated method blank  
 N = Indicates presumptive evidence of a compound

## Report of Analysis

Client Sample ID:	MW-3	Date Sampled:	09/13/12
Lab Sample ID:	C23650-4	Date Received:	09/14/12
Matrix:	AQ - Ground Water	Percent Solids:	n/a
Method:	SW846 8260B		
Project:	T0600101592-9201 San Leandro Street, Oakland CA		

## VOA 8260 List

CAS No.	Compound	Result	RL	MDL	Units	Q
156-60 5	trans 1,2 Dichloroethylene	ND	25	5 0	ug/l	
10061 02 6	trans 1,3 Dichloropropene	ND	25	7 5	ug/l	
100 41 4	Ethylbenzene	<del>761</del>	25	5 0	ug/l	
637 92 3	Ethyl Tert Butyl Ether	ND	50	5.5	ug/l	
591 78-6	2 Hexanone	ND	250	50	ug/l	
87 68 3	Hexachlorobutadiene	ND	50	5.0	ug/l	
98 82 8	Isopropylbenzene	51 1	25	5.0	ug/l	
99-87 6	p-Isopropyltoluene	11.5	50	5.0	ug/l	J
108 10-1	4 Methyl-2 pentanone	ND	250	25	ug/l	
74 83 9	Methyl bromide	ND	50	5.0	ug/l	
74 87 3	Methyl chloride	ND	25	5.0	ug/l	
74 95 3	Methylene bromide	ND	25	5 0	ug/l	
75 09 2	Methylene chloride	ND	250	50	ug/l	
78 93 3	Methyl ethyl ketone	ND	250	50	ug/l	
1634-04 4	Methyl Tert Butyl Ether	ND	25	5 0	ug/l	
91 20 3	Naphthalene	214	130	13	ug/l	
103 65 1	n Propylbenzene	147	50	5 0	ug/l	
100 42-5	Styrene	ND	25	5.0	ug/l	
994-05-8	Tert Amyl Methyl Ether	ND	50	10	ug/l	
75 65 0	Tert Butyl Alcohol	ND	250	60	ug/l	
630 20-6	1,1,1,2 Tetrachloroethane	ND	25	7 5	ug/l	
71 55 6	1,1,1 Trichloroethane	ND	25	5 0	ug/l	
79 34 5	1,1,2,2 Tetrachloroethane	ND	25	5.0	ug/l	
79 00 5	1,1,2 Trichloroethane	ND	25	5.5	ug/l	
87-61 6	1,2,3 Trichlorobenzene	ND	50	5.0	ug/l	
96 18 4	1,2,3 Trichloropropane	ND	50	5 0	ug/l	
120-82 1	1,2,4 Trichlorobenzene	ND	50	5 0	ug/l	
95 63 6	1,2,4 Trimethylbenzene	1290	50	5 0	ug/l	
108-67 8	1 3,5 Trimethylbenzene	315	50	5 0	ug/l	
127 18 4	Tetrachloroethylene	ND	25	7.5	ug/l	
108 88 3	Toluene	<del>607</del>	25	5 0	ug/l	
79 01 6	Trichloroethylene	ND	25	5.0	ug/l	
75 69 4	Trichlorofluoromethane	ND	25	5.0	ug/l	
75 01 4	Vinyl chloride	ND	25	5.0	ug/l	
1330 20 7	Xylene (total)	<del>425</del>	50	12	ug/l	
	TPH GRO (C6 C10)	12800	1300	630	ug/l	

CAS No.	Surrogate Recoveries	Run# 1	Run# 2	Limits
1868-53-7	Dibromofluoromethane	93%		60-130%

ND = Not detected      MDL - Method Detection Limit  
 RL = Reporting Limit  
 E = Indicates value exceeds calibration range

J = Indicates an estimated value  
 B = Indicates analyte found in associated method blank  
 N = Indicates presumptive evidence of a compound

## Report of Analysis

3.4  
3

<b>Client Sample ID:</b> MW-3	<b>Date Sampled:</b> 09/13/12
<b>Lab Sample ID:</b> C23650-4	<b>Date Received:</b> 09/14/12
<b>Matrix:</b> AQ - Ground Water	<b>Percent Solids:</b> n/a
<b>Method:</b> SW846 8260B	
<b>Project:</b> T0600101592-9201 San Leandro Street, Oakland CA	

**VOA 8260 List**

CAS No.	Surrogate Recoveries	Run# 1	Run# 2	Limits
2037-26-5	Toluene D8	101%		60-130%
460-00-4	4-Bromofluorobenzene	98%		60-130%

ND = Not detected      MDL - Method Detection Limit  
 RL = Reporting Limit  
 E = Indicates value exceeds calibration range

J = Indicates an estimated value  
 B = Indicates analyte found in associated method blank  
 N = Indicates presumptive evidence of a compound

## Report of Analysis

3.4  
3

<b>Client Sample ID:</b> MW-3	<b>Date Sampled:</b> 09/13/12
<b>Lab Sample ID:</b> C23650-4	<b>Date Received:</b> 09/14/12
<b>Matrix:</b> AQ - Ground Water	<b>Percent Solids:</b> n/a
<b>Method:</b> SW846 8015B M SW846 3510C	
<b>Project:</b> T0600101592-9201 San Leandro Street, Oakland CA	

Run #	File ID	DF	Analyzed	By	Prep Date	Prep Batch	Analytical Batch
Run #1	HH025874.D	10	09/21/12	JH	09/17/12	OP6639	GHH812
Run #2							

Run #	Initial Volume	Final Volume
Run #1	1060 ml	1.0 ml
Run #2		

**TPH Extractable**

CAS No.	Compound	Result	RL	MDL	Units	Q
	TPH (Diesel) <sup>a</sup>	5.04	0.94	0.47	mg/l	
	TPH (Motor Oil)	4.71	1.9	0.94	mg/l	
CAS No.	Surrogate Recoveries	Run# 1	Run# 2	Limits		
630-01-3	Hexacosane	61%		45-140%		

(a) Diesel pattern is not present; higher boiling gasoline compounds in Diesel range.

ND = Not detected      MDL - Method Detection Limit  
 RL = Reporting Limit  
 E = Indicates value exceeds calibration range

J = Indicates an estimated value  
 B = Indicates analyte found in associated method blank  
 N = Indicates presumptive evidence of a compound



## Report of Analysis

Client Sample ID: MW-4	Date Sampled: 09/13/12
Lab Sample ID: C23650-5	Date Received: 09/14/12
Matrix: AQ - Ground Water	Percent Solids: n/a
Method: SW846 8260B	
Project: T0600101592-9201 San Leandro Street, Oakland CA	

Run #1	File ID	DF	Analyzed	By	Prep Date	Prep Batch	Analytical Batch
Run #2	U6428.D	1	09/17/12	YP	n/a	n/a	VU246

Run #1	Purge Volume
Run #2	10.0 ml

## VOA 8260 List

CAS No.	Compound	Result	RL	MDL	Units	Q
67-64-1	Acetone	ND	20	4.0	ug/l	
71-43-2	Benzene	5.4	1.0	0.20	ug/l	
108-86-1	Bromobenzene	ND	1.0	0.20	ug/l	
74-97-5	Bromochloromethane	ND	1.0	0.20	ug/l	
75-27-4	Bromodichloromethane	ND	1.0	0.20	ug/l	
75-25-2	Bromoform	ND	1.0	0.22	ug/l	
104-51-8	n-Butylbenzene	ND	2.0	0.20	ug/l	
135-98-8	sec-Butylbenzene	ND	2.0	0.20	ug/l	
98-06-6	tert-Butylbenzene	ND	2.0	0.28	ug/l	
108-90-7	Chlorobenzene	ND	1.0	0.20	ug/l	
75-00-3	Chloroethane	ND	1.0	0.20	ug/l	
67-66-3	Chloroform	ND	1.0	0.20	ug/l	
95-49-8	o-Chlorotoluene	ND	2.0	0.20	ug/l	
106-43-4	p-Chlorotoluene	ND	2.0	0.26	ug/l	
56-23-5	Carbon tetrachloride	ND	1.0	0.20	ug/l	
75-34-3	1,1-Dichloroethane	ND	1.0	0.20	ug/l	
75-35-4	1,1-Dichloroethylene	ND	1.0	0.20	ug/l	
563-58-6	1,1-Dichloropropene	ND	1.0	0.20	ug/l	
96-12-8	1,2-Dibromo-3-chloropropane	ND	2.0	0.40	ug/l	
106-93-4	1,2-Dibromoethane	ND	1.0	0.20	ug/l	
107-06-2	1,2-Dichloroethane	ND	1.0	0.20	ug/l	
78-87-5	1,2-Dichloropropane	ND	1.0	0.20	ug/l	
142-28-9	1,3-Dichloropropane	ND	1.0	0.20	ug/l	
108-20-3	Di-Isopropyl ether	ND	2.0	0.22	ug/l	
594-20-7	2,2-Dichloropropane	ND	1.0	0.20	ug/l	
124-48-1	Dibromochloromethane	ND	1.0	0.20	ug/l	
75-71-8	Dichlorodifluoromethane	ND	1.0	0.20	ug/l	
156-59-2	cis-1,2-Dichloroethylene	ND	1.0	0.20	ug/l	
10061-01-5	cis-1,3-Dichloropropene	ND	1.0	0.20	ug/l	
541-73-1	m-Dichlorobenzene	ND	1.0	0.20	ug/l	
95-50-1	o-Dichlorobenzene	ND	1.0	0.20	ug/l	
106-46-7	p-Dichlorobenzene	ND	1.0	0.20	ug/l	

ND = Not detected      MDL - Method Detection Limit  
 RL = Reporting Limit  
 E = Indicates value exceeds calibration range

J = Indicates an estimated value  
 B = Indicates analyte found in associated method blank  
 N = Indicates presumptive evidence of a compound

## Report of Analysis

<b>Client Sample ID:</b> MW-4	
<b>Lab Sample ID:</b> C23650-5	<b>Date Sampled:</b> 09/13/12
<b>Matrix:</b> AQ - Ground Water	<b>Date Received:</b> 09/14/12
<b>Method:</b> SW846 8260B	<b>Percent Solids:</b> n/a
<b>Project:</b> T0600101592-9201 San Leandro Street, Oakland CA	

## VOA 8260 List

CAS No.	Compound	Result	RL	MDL	Units	Q
156 60 5	trans 1,2 Dichloroethylene	ND	1 0	0.20	ug/l	
10061 02 6	trans 1,3 Dichloropropene	ND	1.0	0.30	ug/l	
100 41-4	Ethylbenzene	0 82	1 0	0 20	ug/l	J
637 92 3	Ethyl Tert Butyl Ether	ND	2.0	0.22	ug/l	
591 78-6	2 Hexanone	ND	10	2.0	ug/l	
87 68 3	Hexachlorobutadiene	ND	2.0	0.20	ug/l	
98 82 8	Isopropylbenzene	0.23	1 0	0.20	ug/l	J
99-87-6	p-Isopropyltoluene	ND	2 0	0.20	ug/l	
108 10 1	4 Methyl 2 pentanone	ND	10	1.0	ug/l	
74-83 9	Methyl bromide	ND	2.0	0.20	ug/l	
74-87 3	Methyl chloride	ND	1.0	0.20	ug/l	
74 95-3	Methylene bromide	ND	1.0	0.20	ug/l	
75 09 2	Methylene chloride	ND	10	2.0	ug/l	
78-93 3	Methyl ethyl ketone	ND	10	2.0	ug/l	
1634-04-4	Methyl Tert Butyl Ether	ND	1.0	0.20	ug/l	
91 20 3	Naphthalene	ND	5 0	0.50	ug/l	
103 65 1	n Propylbenzene	0 63	2 0	0.20	ug/l	J
100 42 5	Styrene	ND	1 0	0.20	ug/l	
994-05-8	Tert-Amyl Methyl Ether	ND	2.0	0.40	ug/l	
75-65-0	Tert Butyl Alcohol	ND	10	2.4	ug/l	
630-20-6	1,1,1,2-Tetrachloroethane	ND	1.0	0.30	ug/l	
71 55 6	1,1,1 Trichloroethane	ND	1 0	0 20	ug/l	
79-34-5	1,1,2,2 Tetrachloroethane	ND	1 0	0.20	ug/l	
79 00 5	1,1 2 Trichloroethane	ND	1 0	0 22	ug/l	
87 61-6	1,2,3 Trichlorobenzene	ND	2.0	0.20	ug/l	
96 18-4	1,2,3 Trichloropropane	ND	2 0	0 20	ug/l	
120 82 1	1,2,4 Trichlorobenzene	ND	2.0	0.20	ug/l	
95 63 6	1,2,4 Trimethylbenzene	0 66	2.0	0 20	ug/l	J
108-67 8	1 3,5 Trimethylbenzene	ND	2 0	0 20	ug/l	
127 18 4	Tetrachloroethylene	ND	1 0	0 30	ug/l	
108 88 3	Toluene	0.51	1 0	0.20	ug/l	J
79 01 6	Trichloroethylene	ND	1 0	0.20	ug/l	
75 69-4	Trichlorofluoromethane	ND	1.0	0 20	ug/l	
75 01 4	Vinyl chloride	ND	1 0	0 20	ug/l	
1330 20 7	Xylene (total)	0 73	2 0	0 46	ug/l	J
	TPH GRO (C6 C10)	34.3	50	25	ug/l	J

CAS No.	Surrogate Recoveries	Run# 1	Run# 2	Limits
1868-53-7	Dibromofluoromethane	95%		60-130%

ND = Not detected      MDL - Method Detection Limit  
 RL = Reporting Limit  
 E = Indicates value exceeds calibration range

J = Indicates an estimated value  
 B = Indicates analyte found in associated method blank  
 N = Indicates presumptive evidence of a compound

# Report of Analysis

3.5  
3

<b>Client Sample ID:</b> MW 4	<b>Date Sampled:</b> 09/13/12
<b>Lab Sample ID:</b> C23650 5	<b>Date Received:</b> 09/14/12
<b>Matrix:</b> AQ - Ground Water	<b>Percent Solids:</b> n/a
<b>Method:</b> SW846 8260B	
<b>Project:</b> T0600101592 9201 San Leandro Street, Oakland CA	

### VOA 8260 List

CAS No.	Surrogate Recoveries	Run# 1	Run# 2	Limits
2037-26-5	Toluene-D8	99%		60-130%
460-00-4	4-Bromofluorobenzene	92%		60-130%

ND = Not detected      MDL - Method Detection Limit  
RL = Reporting Limit  
E = Indicates value exceeds calibration range

J = Indicates an estimated value  
B = Indicates analyte found in associated method blank  
N = Indicates presumptive evidence of a compound

Report of Analysis

<b>Client Sample ID:</b> MW-4	<b>Date Sampled:</b> 09/13/12
<b>Lab Sample ID:</b> C23650-5	<b>Date Received:</b> 09/14/12
<b>Matrix:</b> AQ - Ground Water	<b>Percent Solids:</b> n/a
<b>Method:</b> SW846 8015B M SW846 3510C	
<b>Project:</b> T0600101592-9201 San Leandro Street, Oakland CA	

Run #	File ID	DF	Analyzed	By	Prep Date	Prep Batch	Analytical Batch
Run #1	GG36889.D	1	09/18/12	LB	09/17/12	OP6639	GGG981
Run #2							

Run #	Initial Volume	Final Volume
Run #1	1030 ml	1.0 ml
Run #2		

TPH Extractable

CAS No.	Compound	Result	RL	MDL	Units	Q
	TPH (Diesel) <sup>a</sup>	0.0830	0.097	0.049	mg/l	J
	TPH (Motor Oil)	ND	0.19	0.097	mg/l	
CAS No.	Surrogate Recoveries	Run# 1	Run# 2	Limits		
630-01-3	Hexacosane	51%		45-140%		

(a) Atypical Diesel pattern (C12-C36); heavier hydrocarbons contributing to quantitation.

ND = Not detected      MDL - Method Detection Limit  
 RL = Reporting Limit  
 E = Indicates value exceeds calibration range

J = Indicates an estimated value  
 B = Indicates analyte found in associated method blank  
 N = Indicates presumptive evidence of a compound

### Report of Analysis

3.6  
3

<b>Client Sample ID:</b> MW-5	<b>Date Sampled:</b> 09/13/12
<b>Lab Sample ID:</b> C23650-6	<b>Date Received:</b> 09/14/12
<b>Matrix:</b> AQ - Ground Water	<b>Percent Solids:</b> n/a
<b>Method:</b> SW846 8260B	
<b>Project:</b> T0600101592-9201 San Leandro Street, Oakland CA	

Run #1	File ID	DF	Analyzed	By	Prep Date	Prep Batch	Analytical Batch
Run #1	U6429.D	1	09/17/12	YP	n/a	n/a	VU246
Run #2							

Run #1	Purge Volume
Run #1	10.0 ml
Run #2	

**VOA 8260 List**

CAS No.	Compound	Result	RL	MDL	Units	Q
67-64-1	Acetone	ND	20	4.0	ug/l	
71-43-2	Benzene	ND	1.0	0.20	ug/l	
108-86-1	Bromobenzene	ND	1.0	0.20	ug/l	
74-97-5	Bromochloromethane	ND	1.0	0.20	ug/l	
75-27-4	Bromodichloromethane	ND	1.0	0.20	ug/l	
75-25-2	Bromoform	ND	1.0	0.22	ug/l	
104-51-8	n-Butylbenzene	ND	2.0	0.20	ug/l	
135-98-8	sec-Butylbenzene	ND	2.0	0.20	ug/l	
98-06-6	tert-Butylbenzene	ND	2.0	0.28	ug/l	
108-90-7	Chlorobenzene	ND	1.0	0.20	ug/l	
75-00-3	Chloroethane	ND	1.0	0.20	ug/l	
67-66-3	Chloroform	ND	1.0	0.20	ug/l	
95-49-8	o-Chlorotoluene	ND	2.0	0.20	ug/l	
106-43-4	p-Chlorotoluene	ND	2.0	0.26	ug/l	
56-23-5	Carbon tetrachloride	ND	1.0	0.20	ug/l	
75-34-3	1,1-Dichloroethane	ND	1.0	0.20	ug/l	
75-35-4	1,1-Dichloroethylene	ND	1.0	0.20	ug/l	
563-58-6	1,1-Dichloropropene	ND	1.0	0.20	ug/l	
96-12-8	1,2-Dibromo-3-chloropropane	ND	2.0	0.40	ug/l	
106-93-4	1,2-Dibromoethane	ND	1.0	0.20	ug/l	
107-06-2	1,2-Dichloroethane	ND	1.0	0.20	ug/l	
78-87-5	1,2-Dichloropropane	ND	1.0	0.20	ug/l	
142-28-9	1,3-Dichloropropane	ND	1.0	0.20	ug/l	
108-20-3	Di-Isopropyl ether	ND	2.0	0.22	ug/l	
594-20-7	2,2-Dichloropropane	ND	1.0	0.20	ug/l	
124-48-1	Dibromochloromethane	ND	1.0	0.20	ug/l	
75-71-8	Dichlorodifluoromethane	ND	1.0	0.20	ug/l	
156-59-2	cis-1,2-Dichloroethylene	ND	1.0	0.20	ug/l	
10061-01-5	cis-1,3-Dichloropropene	ND	1.0	0.20	ug/l	
541-73-1	m-Dichlorobenzene	ND	1.0	0.20	ug/l	
95-50-1	o-Dichlorobenzene	ND	1.0	0.20	ug/l	
106-46-7	p-Dichlorobenzene	ND	1.0	0.20	ug/l	

ND = Not detected      MDL - Method Detection Limit  
 RL = Reporting Limit  
 E = Indicates value exceeds calibration range

J = Indicates an estimated value  
 B = Indicates analyte found in associated method blank  
 N = Indicates presumptive evidence of a compound

## Report of Analysis

<b>Client Sample ID:</b> MW-5		<b>Date Sampled:</b> 09/13/12
<b>Lab Sample ID:</b> C23650-6		<b>Date Received:</b> 09/14/12
<b>Matrix:</b> AQ - Ground Water		<b>Percent Solids:</b> n/a
<b>Method:</b> SW846 8260B		
<b>Project:</b> T0600101592-9201 San Leandro Street, Oakland CA		

## VOA 8260 List

CAS No.	Compound	Result	RL	MDL	Units	Q
156 60 5	trans 1,2 Dichloroethylene	ND	1.0	0.20	ug/l	
10061 02 6	trans 1,3 Dichloropropene	ND	1 0	0 30	ug/l	
100 41-4	Ethylbenzene	ND	1.0	0.20	ug/l	
637-92-3	Ethyl Tert Butyl Ether	ND	2.0	0.22	ug/l	
591-78-6	2 Hexanone	ND	10	2.0	ug/l	
87 68 3	Hexachlorobutadiene	ND	2 0	0 20	ug/l	
98 82 8	Isopropylbenzene	ND	1 0	0.20	ug/l	
99-87-6	p-Isopropyltoluene	ND	2.0	0.20	ug/l	
108-10 1	4 Methyl 2 pentanone	ND	10	1.0	ug/l	
74-83 9	Methyl bromide	ND	2 0	0.20	ug/l	
74-87-3	Methyl chloride	ND	1.0	0 20	ug/l	
74 95 3	Methylene bromide	ND	1 0	0.20	ug/l	
75 09 2	Methylene chloride	ND	10	2.0	ug/l	
78 93 3	Methyl ethyl ketone	ND	10	2.0	ug/l	
1634-04 4	Methyl Tert Butyl Ether	ND	1 0	0.20	ug/l	
91 20-3	Naphthalene	ND	5.0	0 50	ug/l	
103 65 1	n Propylbenzene	ND	2 0	0.20	ug/l	
100-42 5	Styrene	ND	1.0	0.20	ug/l	
994 05 8	Tert Amyl Methyl Ether	ND	2 0	0.40	ug/l	
75 65-0	Tert Butyl Alcohol	ND	10	2.4	ug/l	
630 20-6	1,1,1,2 Tetrachloroethane	ND	1 0	0.30	ug/l	
71 55 6	1,1,1 Trichloroethane	ND	1 0	0 20	ug/l	
79 34 5	1,1,2,2 Tetrachloroethane	ND	1 0	0 20	ug/l	
79 00 5	1,1,2 Trichloroethane	ND	1 0	0 22	ug/l	
87 61 6	1,2,3 Trichlorobenzene	ND	2.0	0.20	ug/l	
96 18 4	1,2,3-Trichloropropane	ND	2.0	0.20	ug/l	
120-82 1	1,2,4 Trichlorobenzene	ND	2.0	0.20	ug/l	
95 63 6	1,2,4 Trimethylbenzene	ND	2.0	0.20	ug/l	
108-67 8	1,3,5 Trimethylbenzene	ND	2.0	0.20	ug/l	
127 18 4	Tetrachloroethylene	ND	1 0	0 30	ug/l	
108 88 3	Toluene	ND	1.0	0.20	ug/l	
79 01 6	Trichloroethylene	ND	1 0	0 20	ug/l	
75 69-4	Trichlorofluoromethane	ND	1.0	0.20	ug/l	
75-01 4	Vinyl chloride	ND	1 0	0 20	ug/l	
1330 20 7	Xylene (total)	ND	2 0	0 46	ug/l	
	TPH GRO (C6 C10)	ND	50	25	ug/l	

CAS No.	Surrogate Recoveries	Run# 1	Run# 2	Limits
1868-53-7	Dibromofluoromethane	98%		60-130%

ND = Not detected      MDL - Method Detection Limit  
 RL = Reporting Limit  
 E = Indicates value exceeds calibration range

J = Indicates an estimated value  
 B = Indicates analyte found in associated method blank  
 N = Indicates presumptive evidence of a compound

## Report of Analysis

3.6  
3

<b>Client Sample ID:</b> MW 5	<b>Date Sampled:</b> 09/13/12
<b>Lab Sample ID:</b> C23650-6	<b>Date Received:</b> 09/14/12
<b>Matrix:</b> AQ - Ground Water	<b>Percent Solids:</b> n/a
<b>Method:</b> SW846 8260B	
<b>Project:</b> T0600101592 9201 San Leandro Street, Oakland CA	

**VOA 8260 List**

CAS No.	Surrogate Recoveries	Run# 1	Run# 2	Limits
2037-26-5	Toluene-D8	94%		60-130%
460-00-4	4-Bromofluorobenzene	92%		60-130%

**ND = Not detected**      **MDL - Method Detection Limit**  
**RL = Reporting Limit**  
**E = Indicates value exceeds calibration range**

**J = Indicates an estimated value**  
**B = Indicates analyte found in associated method blank**  
**N = Indicates presumptive evidence of a compound**

### Report of Analysis

<b>Client Sample ID:</b> MW-5	<b>Date Sampled:</b> 09/13/12
<b>Lab Sample ID:</b> C23650-6	<b>Date Received:</b> 09/14/12
<b>Matrix:</b> AQ - Ground Water	<b>Percent Solids:</b> n/a
<b>Method:</b> SW846 8015B M SW846 3510C	
<b>Project:</b> T0600101592-9201 San Leandro Street, Oakland CA	

Run #	File ID	DF	Analyzed	By	Prep Date	Prep Batch	Analytical Batch
Run #1	GG36891.D	1	09/18/12	LB	09/17/12	OP6639	GGG981
Run #2							

Run #	Initial Volume	Final Volume
Run #1	1040 ml	1.0 ml
Run #2		

**TPH Extractable**

CAS No.	Compound	Result	RL	MDL	Units	Q
	TPH (Diesel) <sup>a</sup>	0.376	0.096	0.048	mg/l	
	TPH (Motor Oil)	ND	0.19	0.096	mg/l	
CAS No.	Surrogate Recoveries	Run# 1	Run# 2	Limits		
630-01-3	Hexacosane	46%		45-140%		

(a) Atypical Diesel pattern (C12-C36); heavier hydrocarbons contributing to quantitation.

ND = Not detected      MDL - Method Detection Limit  
 RL = Reporting Limit  
 E = Indicates value exceeds calibration range

J = Indicates an estimated value  
 B = Indicates analyte found in associated method blank  
 N = Indicates presumptive evidence of a compound



## Report of Analysis

Client Sample ID:	MW-6	Date Sampled:	09/13/12
Lab Sample ID:	C23650-7	Date Received:	09/14/12
Matrix:	AQ - Ground Water	Percent Solids:	n/a
Method:	SW846 8260B		
Project:	T0600101592-9201 San Leandro Street, Oakland CA		

Run #	File ID	DF	Analyzed	By	Prep Date	Prep Batch	Analytical Batch
Run #1	U6436.D	10	09/17/12	YP	n/a	n/a	VU246
Run #2							

Run #	Purge Volume
Run #1	10.0 ml
Run #2	

## VOA 8260 List

CAS No.	Compound	Result	RL	MDL	Units	Q
67-64-1	Acetone	ND	200	40	ug/l	
71-43-2	Benzene	557	10	2.0	ug/l	
108-86-1	Bromobenzene	ND	10	2.0	ug/l	
74-97-5	Bromochloromethane	ND	10	2.0	ug/l	
75-27-4	Bromodichloromethane	ND	10	2.0	ug/l	
75-25-2	Bromoform	ND	10	2.2	ug/l	
104-51-8	n-Butylbenzene	ND	20	2.0	ug/l	
135-98-8	sec-Butylbenzene	5.1	20	2.0	ug/l	J
98-06-6	tert-Butylbenzene	ND	20	2.8	ug/l	
108-90-7	Chlorobenzene	ND	10	2.0	ug/l	
75-00-3	Chloroethane	ND	10	2.0	ug/l	
67-66-3	Chloroform	ND	10	2.0	ug/l	
95-49-8	o-Chlorotoluene	ND	20	2.0	ug/l	
106-43-4	p-Chlorotoluene	ND	20	2.6	ug/l	
56-23-5	Carbon tetrachloride	ND	10	2.0	ug/l	
75-34-3	1,1-Dichloroethane	ND	10	2.0	ug/l	
75-35-4	1,1-Dichloroethylene	ND	10	2.0	ug/l	
563-58-6	1,1-Dichloropropene	ND	10	2.0	ug/l	
96-12-8	1,2-Dibromo-3-chloropropane	ND	20	4.0	ug/l	
106-93-4	1,2-Dibromoethane	ND	10	2.0	ug/l	
107-06-2	1,2-Dichloroethane	5.8	10	2.0	ug/l	J
78-87-5	1,2-Dichloropropane	ND	10	2.0	ug/l	
142-28-9	1,3-Dichloropropane	ND	10	2.0	ug/l	
108-20-3	Di-Isopropyl ether	ND	20	2.2	ug/l	
594-20-7	2,2-Dichloropropane	ND	10	2.0	ug/l	
124-48-1	Dibromochloromethane	ND	10	2.0	ug/l	
75-71-8	Dichlorodifluoromethane	ND	10	2.0	ug/l	
156-59-2	cis-1,2-Dichloroethylene	ND	10	2.0	ug/l	
10061-01-5	cis-1,3-Dichloropropene	ND	10	2.0	ug/l	
541-73-1	m-Dichlorobenzene	ND	10	2.0	ug/l	
95-50-1	o-Dichlorobenzene	ND	10	2.0	ug/l	
106-46-7	p-Dichlorobenzene	ND	10	2.0	ug/l	

ND = Not detected      MDL - Method Detection Limit  
 RL = Reporting Limit  
 E = Indicates value exceeds calibration range

J = Indicates an estimated value  
 B = Indicates analyte found in associated method blank  
 N = Indicates presumptive evidence of a compound

Report of Analysis

3.7  
3

<b>Client Sample ID:</b> MW-6	<b>Date Sampled:</b> 09/13/12
<b>Lab Sample ID:</b> C23650-7	<b>Date Received:</b> 09/14/12
<b>Matrix:</b> AQ - Ground Water	<b>Percent Solids:</b> n/a
<b>Method:</b> SW846 8260B	
<b>Project:</b> T0600101592-9201 San Leandro Street, Oakland CA	

VOA 8260 List

CAS No.	Compound	Result	RL	MDL	Units	Q
156-60-5	trans-1,2-Dichloroethylene	ND	10	2.0	ug/l	
10061-02-6	trans-1,3-Dichloropropene	ND	10	3.0	ug/l	
100-41-4	Ethylbenzene	59.9	10	2.0	ug/l	
637-92-3	Ethyl Tert Butyl Ether	ND	20	2.2	ug/l	
591-78-6	2-Hexanone	ND	100	20	ug/l	
87-68-3	Hexachlorobutadiene	ND	20	2.0	ug/l	
98-82-8	Isopropylbenzene	17.8	10	2.0	ug/l	
99-87-6	p-Isopropyltoluene	3.1	20	2.0	ug/l	J
108-10-1	4-Methyl-2-pentanone	ND	100	10	ug/l	
74-83-9	Methyl bromide	ND	20	2.0	ug/l	
74-87-3	Methyl chloride	ND	10	2.0	ug/l	
74-95-3	Methylene bromide	ND	10	2.0	ug/l	
75-09-2	Methylene chloride	ND	100	20	ug/l	
78-93-3	Methyl ethyl ketone	ND	100	20	ug/l	
1634-04-4	Methyl Tert Butyl Ether	ND	10	2.0	ug/l	
91-20-3	Naphthalene	46.4	50	5.0	ug/l	J
103-65-1	n-Propylbenzene	47.9	20	2.0	ug/l	
100-42-5	Styrene	ND	10	2.0	ug/l	
994-05-8	Tert-Amyl Methyl Ether	ND	20	4.0	ug/l	
75-65-0	Tert-Butyl Alcohol	ND	100	24	ug/l	
630-20-6	1,1,1,2-Tetrachloroethane	ND	10	3.0	ug/l	
71-55-6	1,1,1-Trichloroethane	ND	10	2.0	ug/l	
79-34-5	1,1,2,2-Tetrachloroethane	ND	10	2.0	ug/l	
79-00-5	1,1,2-Trichloroethane	ND	10	2.2	ug/l	
87-61-6	1,2,3-Trichlorobenzene	ND	20	2.0	ug/l	
96-18-4	1,2,3-Trichloropropane	ND	20	2.0	ug/l	
120-82-1	1,2,4-Trichlorobenzene	ND	20	2.0	ug/l	
95-63-6	1,2,4-Trimethylbenzene	412	20	2.0	ug/l	
108-67-8	1,3,5-Trimethylbenzene	108	20	2.0	ug/l	
127-18-4	Tetrachloroethylene	ND	10	3.0	ug/l	
108-88-3	Toluene	45.0	10	2.0	ug/l	
79-01-6	Trichloroethylene	ND	10	2.0	ug/l	
75-69-4	Trichlorofluoromethane	ND	10	2.0	ug/l	
75-01-4	Vinyl chloride	ND	10	2.0	ug/l	
1330-20-7	Xylene (total)	126	20	4.6	ug/l	
	TPH-GRO (C6-C10)	3550	500	250	ug/l	

CAS No.	Surrogate Recoveries	Run# 1	Run# 2	Limits
1868-53-7	Dibromofluoromethane	94%		60-130%

ND = Not detected      MDL - Method Detection Limit  
 RL = Reporting Limit  
 E = Indicates value exceeds calibration range

J = Indicates an estimated value  
 B = Indicates analyte found in associated method blank  
 N = Indicates presumptive evidence of a compound

## Report of Analysis

<b>Client Sample ID:</b> MW-6	<b>Date Sampled:</b> 09/13/12
<b>Lab Sample ID:</b> C23650-7	<b>Date Received:</b> 09/14/12
<b>Matrix:</b> AQ - Ground Water	<b>Percent Solids:</b> n/a
<b>Method:</b> SW846 8260B	
<b>Project:</b> T0600101592-9201 San Leandro Street, Oakland CA	

**VOA 8260 List**

CAS No.	Surrogate Recoveries	Run# 1	Run# 2	Limits
2037-26-5	Toluene-D8	99%		60-130%
460-00-4	4-Bromofluorobenzene	98%		60-130%

ND = Not detected      MDL - Method Detection Limit  
 RL = Reporting Limit  
 E = Indicates value exceeds calibration range

J = Indicates an estimated value  
 B = Indicates analyte found in associated method blank  
 N = Indicates presumptive evidence of a compound

## Report of Analysis

3.7  
3

<b>Client Sample ID:</b> MW-6	<b>Date Sampled:</b> 09/13/12
<b>Lab Sample ID:</b> C23650-7	<b>Date Received:</b> 09/14/12
<b>Matrix:</b> AQ - Ground Water	<b>Percent Solids:</b> n/a
<b>Method:</b> SW846 8015B M SW846 3510C	
<b>Project:</b> T0600101592-9201 San Leandro Street, Oakland CA	

Run #	File ID	DF	Analyzed	By	Prep Date	Prep Batch	Analytical Batch
Run #1	GG36892.D	1	09/18/12	LB	09/17/12	OP6639	GGG981
Run #2							

Run #	Initial Volume	Final Volume
Run #1	1060 ml	1.0 ml
Run #2		

**TPH Extractable**

CAS No.	Compound	Result	RL	MDL	Units	Q
	TPH (Diesel) <sup>a</sup>	0.930	0.094	0.047	mg/l	
	TPH (Motor Oil)	ND	0.19	0.094	mg/l	
CAS No.	Surrogate Recoveries	Run# 1	Run# 2	Limits		
630-01-3	Hexacosane	68%		45-140%		

(a) Diesel pattern is not present; higher boiling gasoline compounds in Diesel range.

ND = Not detected      MDL = Method Detection Limit  
 RL = Reporting Limit  
 E = Indicates value exceeds calibration range

J = Indicates an estimated value  
 B = Indicates analyte found in associated method blank  
 N = Indicates presumptive evidence of a compound

## Report of Analysis

<b>Client Sample ID:</b> MW-7	<b>Date Sampled:</b> 09/13/12
<b>Lab Sample ID:</b> C23650-8	<b>Date Received:</b> 09/14/12
<b>Matrix:</b> AQ - Ground Water	<b>Percent Solids:</b> n/a
<b>Method:</b> SW846 8260B	
<b>Project:</b> T0600101592-9201 San Leandro Street, Oakland CA	

Run #1	File ID	DF	Analyzed	By	Prep Date	Prep Batch	Analytical Batch
Run #2	U6430.D	1	09/17/12	YP	n/a	n/a	VU246

Run #1	Purge Volume
Run #2	10.0 ml

## VOA 8260 List

CAS No.	Compound	Result	RL	MDL	Units	Q
67-64-1	Acetone	ND	20	4.0	ug/l	
71-43-2	Benzene	ND	1.0	0.20	ug/l	
108-86-1	Bromobenzene	ND	1.0	0.20	ug/l	
74-97-5	Bromochloromethane	ND	1.0	0.20	ug/l	
75-27-4	Bromodichloromethane	ND	1.0	0.20	ug/l	
75-25-2	Bromoform	ND	1.0	0.22	ug/l	
104-51-8	n-Butylbenzene	ND	2.0	0.20	ug/l	
135-98-8	sec-Butylbenzene	ND	2.0	0.20	ug/l	
98-06-6	tert-Butylbenzene	ND	2.0	0.28	ug/l	
108-90-7	Chlorobenzene	ND	1.0	0.20	ug/l	
75-00-3	Chloroethane	ND	1.0	0.20	ug/l	
67-66-3	Chloroform	ND	1.0	0.20	ug/l	
95-49-8	o-Chlorotoluene	ND	2.0	0.20	ug/l	
106-43-4	p-Chlorotoluene	ND	2.0	0.26	ug/l	
56-23-5	Carbon tetrachloride	ND	1.0	0.20	ug/l	
75-34-3	1,1-Dichloroethane	ND	1.0	0.20	ug/l	
75-35-4	1,1-Dichloroethylene	ND	1.0	0.20	ug/l	
563-58-6	1,1-Dichloropropene	ND	1.0	0.20	ug/l	
96-12-8	1,2-Dibromo-3-chloropropane	ND	2.0	0.40	ug/l	
106-93-4	1,2-Dibromoethane	ND	1.0	0.20	ug/l	
107-06-2	1,2-Dichloroethane	ND	1.0	0.20	ug/l	
78-87-5	1,2-Dichloropropane	ND	1.0	0.20	ug/l	
142-28-9	1,3-Dichloropropane	ND	1.0	0.20	ug/l	
108-20-3	Di-Isopropyl ether	ND	2.0	0.22	ug/l	
594-20-7	2,2-Dichloropropane	ND	1.0	0.20	ug/l	
124-48-1	Dibromochloromethane	ND	1.0	0.20	ug/l	
75-71-8	Dichlorodifluoromethane	ND	1.0	0.20	ug/l	
156-59-2	cis-1,2-Dichloroethylene	ND	1.0	0.20	ug/l	
10061-01-5	cis-1,3-Dichloropropene	ND	1.0	0.20	ug/l	
541-73-1	m-Dichlorobenzene	ND	1.0	0.20	ug/l	
95-50-1	o-Dichlorobenzene	ND	1.0	0.20	ug/l	
106-46-7	p-Dichlorobenzene	ND	1.0	0.20	ug/l	

ND = Not detected      MDL - Method Detection Limit  
 RL = Reporting Limit  
 E = Indicates value exceeds calibration range

J = Indicates an estimated value  
 B = Indicates analyte found in associated method blank  
 N = Indicates presumptive evidence of a compound

## Report of Analysis

<b>Client Sample ID:</b> MW-7	
<b>Lab Sample ID:</b> C23650-8	<b>Date Sampled:</b> 09/13/12
<b>Matrix:</b> AQ - Ground Water	<b>Date Received:</b> 09/14/12
<b>Method:</b> SW846 8260B	<b>Percent Solids:</b> n/a
<b>Project:</b> T0600101592-9201 San Leandro Street, Oakland CA	

## VOA 8260 List

CAS No.	Compound	Result	RL	MDL	Units	Q
156-60-5	trans-1,2-Dichloroethylene	ND	1.0	0.20	ug/l	
10061-02-6	trans-1,3-Dichloropropene	ND	1.0	0.30	ug/l	
100-41-4	Ethylbenzene	ND	1.0	0.20	ug/l	
637-92-3	Ethyl Tert Butyl Ether	ND	2.0	0.22	ug/l	
591-78-6	2-Hexanone	ND	10	2.0	ug/l	
87-68-3	Hexachlorobutadiene	ND	2.0	0.20	ug/l	
98-82-8	Isopropylbenzene	ND	1.0	0.20	ug/l	
99-87-6	p-Isopropyltoluene	ND	2.0	0.20	ug/l	
108-10-1	4-Methyl-2-pentanone	ND	10	1.0	ug/l	
74-83-9	Methyl bromide	ND	2.0	0.20	ug/l	
74-87-3	Methyl chloride	ND	1.0	0.20	ug/l	
74-95-3	Methylene bromide	ND	1.0	0.20	ug/l	
75-09-2	Methylene chloride	ND	10	2.0	ug/l	
78-93-3	Methyl ethyl ketone	ND	10	2.0	ug/l	
1634-04-4	Methyl Tert Butyl Ether	0.41	1.0	0.20	ug/l	J
91-20-3	Naphthalene	ND	5.0	0.50	ug/l	
103-65-1	n-Propylbenzene	ND	2.0	0.20	ug/l	
100-42-5	Styrene	ND	1.0	0.20	ug/l	
994-05-8	Tert-Amyl Methyl Ether	ND	2.0	0.40	ug/l	
75-65-0	Tert-Butyl Alcohol	ND	10	2.4	ug/l	
630-20-6	1,1,1,2-Tetrachloroethane	ND	1.0	0.30	ug/l	
71-55-6	1,1,1-Trichloroethane	ND	1.0	0.20	ug/l	
79-34-5	1,1,2,2-Tetrachloroethane	ND	1.0	0.20	ug/l	
79-00-5	1,1,2-Trichloroethane	ND	1.0	0.22	ug/l	
87-61-6	1,2,3-Trichlorobenzene	ND	2.0	0.20	ug/l	
96-18-4	1,2,3-Trichloropropane	ND	2.0	0.20	ug/l	
120-82-1	1,2,4-Trichlorobenzene	ND	2.0	0.20	ug/l	
95-63-6	1,2,4-Trimethylbenzene	ND	2.0	0.20	ug/l	
108-67-8	1,3,5-Trimethylbenzene	ND	2.0	0.20	ug/l	
127-18-4	Tetrachloroethylene	ND	1.0	0.30	ug/l	
108-88-3	Toluene	ND	1.0	0.20	ug/l	
79-01-6	Trichloroethylene	ND	1.0	0.20	ug/l	
75-69-4	Trichlorofluoromethane	ND	1.0	0.20	ug/l	
75-01-4	Vinyl chloride	ND	1.0	0.20	ug/l	
1330-20-7	Xylene (total)	ND	2.0	0.46	ug/l	
	TPH-GRO (C6-C10)	ND	50	25	ug/l	

CAS No.	Surrogate Recoveries	Run# 1	Run# 2	Limits
1868-53-7	Dibromofluoromethane	102%		60-130%

ND = Not detected MDL - Method Detection Limit  
 RL = Reporting Limit  
 E = Indicates value exceeds calibration range

J = Indicates an estimated value  
 B = Indicates analyte found in associated method blank  
 N = Indicates presumptive evidence of a compound

## Report of Analysis

3.8  
3

<b>Client Sample ID:</b> MW-7	<b>Date Sampled:</b> 09/13/12
<b>Lab Sample ID:</b> C23650-8	<b>Date Received:</b> 09/14/12
<b>Matrix:</b> AQ - Ground Water	<b>Percent Solids:</b> n/a
<b>Method:</b> SW846 8260B	
<b>Project:</b> T0600101592-9201 San Leandro Street, Oakland CA	

**VOA 8260 List**

CAS No.	Surrogate Recoveries	Run# 1	Run# 2	Limits
2037-26-5	Toluene-D8	94%		60-130%
460-00-4	4-Bromofluorobenzene	88%		60-130%

ND = Not detected      MDL - Method Detection Limit  
 RL = Reporting Limit  
 E = Indicates value exceeds calibration range

J = Indicates an estimated value  
 B = Indicates analyte found in associated method blank  
 N = Indicates presumptive evidence of a compound

### Report of Analysis

3.8  
3

<b>Client Sample ID:</b> MW-7	<b>Date Sampled:</b> 09/13/12
<b>Lab Sample ID:</b> C23650-8	<b>Date Received:</b> 09/14/12
<b>Matrix:</b> AQ - Ground Water	<b>Percent Solids:</b> n/a
<b>Method:</b> SW846 8015B M SW846 3510C	
<b>Project:</b> T0600101592-9201 San Leandro Street, Oakland CA	

Run #	File ID	DF	Analyzed	By	Prep Date	Prep Batch	Analytical Batch
Run #1	HH025791.D	2	09/19/12	LB	09/17/12	OP6639	GHH811
Run #2							

Run #	Initial Volume	Final Volume
Run #1	1060 ml	1.0 ml
Run #2		

**TPH Extractable**

CAS No.	Compound	Result	RL	MDL	Units	Q
	TPH (Diesel)	ND	0.19	0.094	mg/l	
	TPH (Motor Oil) <sup>a</sup>	3.51	0.38	0.19	mg/l	
CAS No.	Surrogate Recoveries	Run# 1	Run# 2	Limits		
630-01-3	Hexacosane	80%		45-140%		

(a) Motor oil mixed with multiple discrete peaks.

ND = Not detected      MDL - Method Detection Limit  
 RL = Reporting Limit  
 E = Indicates value exceeds calibration range

J = Indicates an estimated value  
 B = Indicates analyte found in associated method blank  
 N = Indicates presumptive evidence of a compound



**Report of Analysis**

3.9  
3

<b>Client Sample ID:</b> MW-8	<b>Date Sampled:</b> 09/13/12
<b>Lab Sample ID:</b> C23650-9	<b>Date Received:</b> 09/14/12
<b>Matrix:</b> AQ - Ground Water	<b>Percent Solids:</b> n/a
<b>Method:</b> SW846 8260B	
<b>Project:</b> T0600101592-9201 San Leandro Street, Oakland CA	

Run #1	File ID	DF	Analyzed	By	Prep Date	Prep Batch	Analytical Batch
Run #1	U6431.D	1	09/17/12	YP	n/a	n/a	VU246
Run #2							

Run #1	Purge Volume
Run #1	10.0 ml
Run #2	

**VOA 8260 List**

CAS No.	Compound	Result	RL	MDL	Units	Q
67-64-1	Acetone	ND	20	4.0	ug/l	
71-43-2	Benzene	0.37	1.0	0.20	ug/l	J
108-86-1	Bromobenzene	ND	1.0	0.20	ug/l	
74-97-5	Bromochloromethane	ND	1.0	0.20	ug/l	
75-27-4	Bromodichloromethane	ND	1.0	0.20	ug/l	
75-25-2	Bromoform	ND	1.0	0.22	ug/l	
104-51-8	n-Butylbenzene	ND	2.0	0.20	ug/l	
135-98-8	sec-Butylbenzene	ND	2.0	0.20	ug/l	
98-06-6	tert-Butylbenzene	ND	2.0	0.28	ug/l	
108-90-7	Chlorobenzene	ND	1.0	0.20	ug/l	
75-00-3	Chloroethane	ND	1.0	0.20	ug/l	
67-66-3	Chloroform	ND	1.0	0.20	ug/l	
95-49-8	o-Chlorotoluene	ND	2.0	0.20	ug/l	
106-43-4	p-Chlorotoluene	ND	2.0	0.26	ug/l	
56-23-5	Carbon tetrachloride	ND	1.0	0.20	ug/l	
75-34-3	1,1-Dichloroethane	ND	1.0	0.20	ug/l	
75-35-4	1,1-Dichloroethylene	ND	1.0	0.20	ug/l	
563-58-6	1,1-Dichloropropene	ND	1.0	0.20	ug/l	
96-12-8	1,2-Dibromo-3-chloropropane	ND	2.0	0.40	ug/l	
106-93-4	1,2-Dibromoethane	ND	1.0	0.20	ug/l	
107-06-2	1,2-Dichloroethane	ND	1.0	0.20	ug/l	
78-87-5	1,2-Dichloropropane	ND	1.0	0.20	ug/l	
142-28-9	1,3-Dichloropropane	ND	1.0	0.20	ug/l	
108-20-3	Di-Isopropyl ether	ND	2.0	0.22	ug/l	
594-20-7	2,2-Dichloropropane	ND	1.0	0.20	ug/l	
124-48-1	Dibromochloromethane	ND	1.0	0.20	ug/l	
75-71-8	Dichlorodifluoromethane	ND	1.0	0.20	ug/l	
156-59-2	cis-1,2-Dichloroethylene	ND	1.0	0.20	ug/l	
10061-01-5	cis-1,3-Dichloropropene	ND	1.0	0.20	ug/l	
541-73-1	m-Dichlorobenzene	ND	1.0	0.20	ug/l	
95-50-1	o-Dichlorobenzene	ND	1.0	0.20	ug/l	
106-46-7	p-Dichlorobenzene	ND	1.0	0.20	ug/l	

ND = Not detected      MDL - Method Detection Limit  
 RL = Reporting Limit  
 E = Indicates value exceeds calibration range

J = Indicates an estimated value  
 B = Indicates analyte found in associated method blank  
 N = Indicates presumptive evidence of a compound

## Report of Analysis

<b>Client Sample ID:</b> MW-8	
<b>Lab Sample ID:</b> C23650-9	<b>Date Sampled:</b> 09/13/12
<b>Matrix:</b> AQ - Ground Water	<b>Date Received:</b> 09/14/12
<b>Method:</b> SW846 8260B	<b>Percent Solids:</b> n/a
<b>Project:</b> T0600101592-9201 San Leandro Street, Oakland CA	

## VOA 8260 List

CAS No.	Compound	Result	RL	MDL	Units	Q
156-60-5	trans-1,2-Dichloroethylene	ND	1.0	0.20	ug/l	
10061-02-6	trans-1,3-Dichloropropene	ND	1.0	0.30	ug/l	
100-41-4	Ethylbenzene	ND	1.0	0.20	ug/l	
637-92-3	Ethyl Tert Butyl Ether	ND	2.0	0.22	ug/l	
591-78-6	2-Hexanone	ND	10	2.0	ug/l	
87-68-3	Hexachlorobutadiene	ND	2.0	0.20	ug/l	
98-82-8	Isopropylbenzene	ND	1.0	0.20	ug/l	
99-87-6	p-Isopropyltoluene	ND	2.0	0.20	ug/l	
108-10-1	4-Methyl-2-pentanone	ND	10	1.0	ug/l	
74-83-9	Methyl bromide	ND	2.0	0.20	ug/l	
74-87-3	Methyl chloride	ND	1.0	0.20	ug/l	
74-95-3	Methylene bromide	ND	1.0	0.20	ug/l	
75-09-2	Methylene chloride	ND	10	2.0	ug/l	
78-93-3	Methyl ethyl ketone	ND	10	2.0	ug/l	
1634-04-4	Methyl Tert Butyl Ether	0.29	1.0	0.20	ug/l	J
91-20-3	Naphthalene	ND	5.0	0.50	ug/l	
103-65-1	n-Propylbenzene	ND	2.0	0.20	ug/l	
100-42-5	Styrene	ND	1.0	0.20	ug/l	
994-05-8	Tert-Amyl Methyl Ether	ND	2.0	0.40	ug/l	
75-65-0	Tert-Butyl Alcohol	ND	10	2.4	ug/l	
630-20-6	1,1,1,2-Tetrachloroethane	ND	1.0	0.30	ug/l	
71-55-6	1,1,1-Trichloroethane	ND	1.0	0.20	ug/l	
79-34-5	1,1,2,2-Tetrachloroethane	ND	1.0	0.20	ug/l	
79-00-5	1,1,2-Trichloroethane	ND	1.0	0.22	ug/l	
87-61-6	1,2,3-Trichlorobenzene	ND	2.0	0.20	ug/l	
96-18-4	1,2,3-Trichloropropane	ND	2.0	0.20	ug/l	
120-82-1	1,2,4-Trichlorobenzene	ND	2.0	0.20	ug/l	
95-63-6	1,2,4-Trimethylbenzene	0.29	2.0	0.20	ug/l	J
108-67-8	1,3,5-Trimethylbenzene	ND	2.0	0.20	ug/l	
127-18-4	Tetrachloroethylene	ND	1.0	0.30	ug/l	
108-88-3	Toluene	0.28	1.0	0.20	ug/l	J
79-01-6	Trichloroethylene	ND	1.0	0.20	ug/l	
75-69-4	Trichlorofluoromethane	ND	1.0	0.20	ug/l	
75-01-4	Vinyl chloride	ND	1.0	0.20	ug/l	
1330-20-7	Xylene (total)	ND	2.0	0.46	ug/l	
	TPH-GRO (C6-C10)	ND	50	25	ug/l	

CAS No.	Surrogate Recoveries	Run# 1	Run# 2	Limits
1868-53-7	Dibromofluoromethane	105%		60-130%

ND = Not detected      MDL - Method Detection Limit  
 RL = Reporting Limit  
 E = Indicates value exceeds calibration range

J = Indicates an estimated value  
 B = Indicates analyte found in associated method blank  
 N = Indicates presumptive evidence of a compound

## Report of Analysis

3.9  
3

<b>Client Sample ID:</b> MW-8	<b>Date Sampled:</b> 09/13/12
<b>Lab Sample ID:</b> C23650-9	<b>Date Received:</b> 09/14/12
<b>Matrix:</b> AQ - Ground Water	<b>Percent Solids:</b> n/a
<b>Method:</b> SW846 8260B	
<b>Project:</b> T0600101592-9201 San Leandro Street, Oakland CA	

**VOA 8260 List**

CAS No.	Surrogate Recoveries	Run# 1	Run# 2	Limits
2037-26-5	Toluene-D8	94%		60-130%
460-00-4	4-Bromofluorobenzene	86%		60-130%

**ND = Not detected**      **MDL - Method Detection Limit**  
**RL = Reporting Limit**  
**E = Indicates value exceeds calibration range**

**J = Indicates an estimated value**  
**B = Indicates analyte found in associated method blank**  
**N = Indicates presumptive evidence of a compound**

### Report of Analysis

<b>Client Sample ID:</b> MW-8	<b>Date Sampled:</b> 09/13/12
<b>Lab Sample ID:</b> C23650-9	<b>Date Received:</b> 09/14/12
<b>Matrix:</b> AQ - Ground Water	<b>Percent Solids:</b> n/a
<b>Method:</b> SW846 8015B M SW846 3510C	
<b>Project:</b> T0600101592-9201 San Leandro Street, Oakland CA	

Run #	File ID	DF	Analyzed	By	Prep Date	Prep Batch	Analytical Batch
Run #1	GG36894.D	1	09/18/12	LB	09/17/12	OP6639	GGG981
Run #2							

Run #	Initial Volume	Final Volume
Run #1	1060 ml	1.0 ml
Run #2		

**TPH Extractable**

CAS No.	Compound	Result	RL	MDL	Units	Q
	TPH (Diesel) <sup>a</sup>	0.304	0.094	0.047	mg/l	
	TPH (Motor Oil)	ND	0.19	0.094	mg/l	
CAS No.	Surrogate Recoveries	Run# 1	Run# 2	Limits		
630-01-3	Hexacosane	84%		45-140%		

(a) Atypical Diesel pattern (C12-C36); heavier hydrocarbons contributing to quantitation.

ND = Not detected      MDL - Method Detection Limit  
 RL = Reporting Limit  
 E = Indicates value exceeds calibration range

J = Indicates an estimated value  
 B = Indicates analyte found in associated method blank  
 N = Indicates presumptive evidence of a compound

Report of Analysis

3.10

Client Sample ID: E 2	Date Sampled: 09/13/12
Lab Sample ID: C23650-10	Date Received: 09/14/12
Matrix: AQ - Ground Water	Percent Solids: n/a
Method: SW846 8260B	
Project: T0600101592-9201 San Leandro Street, Oakland CA	

Run #1	File ID	DF	Analyzed	By	Prep Date	Prep Batch	Analytical Batch
Run #2	U6432.D	1	09/17/12	YP	n/a	n/a	VU246

Run #1	Purge Volume
Run #2	10.0 ml

VOA 8260 List

CAS No.	Compound	Result	RL	MDL	Units	Q
67-64-1	Acetone	ND	20	4.0	ug/l	
71-43-2	Benzene	ND	1.0	0.20	ug/l	
108-86-1	Bromobenzene	ND	1.0	0.20	ug/l	
74-97-5	Bromochloromethane	ND	1.0	0.20	ug/l	
75-27-4	Bromodichloromethane	ND	1.0	0.20	ug/l	
75-25-2	Bromoform	ND	1.0	0.22	ug/l	
104-51-8	n-Butylbenzene	ND	2.0	0.20	ug/l	
135-98-8	sec-Butylbenzene	ND	2.0	0.20	ug/l	
98-06-6	tert-Butylbenzene	ND	2.0	0.28	ug/l	
108-90-7	Chlorobenzene	ND	1.0	0.20	ug/l	
75-00-3	Chloroethane	ND	1.0	0.20	ug/l	
67-66-3	Chloroform	ND	1.0	0.20	ug/l	
95-49-8	o-Chlorotoluene	ND	2.0	0.20	ug/l	
106-43-4	p-Chlorotoluene	ND	2.0	0.26	ug/l	
56-23-5	Carbon tetrachloride	ND	1.0	0.20	ug/l	
75-34-3	1,1-Dichloroethane	ND	1.0	0.20	ug/l	
75-35-4	1,1-Dichloroethylene	ND	1.0	0.20	ug/l	
563-58-6	1,1-Dichloropropene	ND	1.0	0.20	ug/l	
96-12-8	1,2-Dibromo-3-chloropropane	ND	2.0	0.40	ug/l	
106-93-4	1,2-Dibromoethane	ND	1.0	0.20	ug/l	
107-06-2	1,2-Dichloroethane	0.36	1.0	0.20	ug/l	J
78-87-5	1,2-Dichloropropane	ND	1.0	0.20	ug/l	
142-28-9	1,3-Dichloropropane	ND	1.0	0.20	ug/l	
108-20-3	Di-Isopropyl ether	ND	2.0	0.22	ug/l	
594-20-7	2,2-Dichloropropane	ND	1.0	0.20	ug/l	
124-48-1	Dibromochloromethane	ND	1.0	0.20	ug/l	
75-71-8	Dichlorodifluoromethane	ND	1.0	0.20	ug/l	
156-59-2	cis-1,2-Dichloroethylene	ND	1.0	0.20	ug/l	
10061-01-5	cis-1,3-Dichloropropene	ND	1.0	0.20	ug/l	
541-73-1	m-Dichlorobenzene	ND	1.0	0.20	ug/l	
95-50-1	o-Dichlorobenzene	ND	1.0	0.20	ug/l	
106-46-7	p-Dichlorobenzene	ND	1.0	0.20	ug/l	

ND = Not detected      MDL - Method Detection Limit  
 RL = Reporting Limit  
 E = Indicates value exceeds calibration range

J = Indicates an estimated value  
 B = Indicates analyte found in associated method blank  
 N = Indicates presumptive evidence of a compound

## Report of Analysis

<b>Client Sample ID:</b> E-2	
<b>Lab Sample ID:</b> C23650-10	<b>Date Sampled:</b> 09/13/12
<b>Matrix:</b> AQ - Ground Water	<b>Date Received:</b> 09/14/12
<b>Method:</b> SW846 8260B	<b>Percent Solids:</b> n/a
<b>Project:</b> T0600101592-9201 San Leandro Street, Oakland CA	

## VOA 8260 List

CAS No.	Compound	Result	RL	MDL	Units	Q
156-60-5	trans-1,2-Dichloroethylene	ND	1.0	0.20	ug/l	
10061 02 6	trans-1,3-Dichloropropene	ND	1.0	0.30	ug/l	
100 41-4	Ethylbenzene	ND	1.0	0.20	ug/l	
637-92-3	Ethyl Tert Butyl Ether	ND	2.0	0.22	ug/l	
591-78-6	2 Hexanone	ND	10	2.0	ug/l	
87-68-3	Hexachlorobutadiene	ND	2.0	0.20	ug/l	
98-82-8	Isopropylbenzene	ND	1.0	0.20	ug/l	
99-87-6	p-Isopropyltoluene	ND	2.0	0.20	ug/l	
108-10-1	4-Methyl 2-pentanone	ND	10	1.0	ug/l	
74-83-9	Methyl bromide	ND	2.0	0.20	ug/l	
74-87-3	Methyl chloride	ND	1.0	0.20	ug/l	
74-95-3	Methylene bromide	ND	1.0	0.20	ug/l	
75-09-2	Methylene chloride	ND	10	2.0	ug/l	
78-93-3	Methyl ethyl ketone	ND	10	2.0	ug/l	
1634-04-4	Methyl Tert Butyl Ether	0.57	1.0	0.20	ug/l	J
91-20-3	Naphthalene	ND	5.0	0.50	ug/l	
103-65 1	n Propylbenzene	ND	2.0	0.20	ug/l	
100-42-5	Styrene	ND	1.0	0.20	ug/l	
994-05-8	Tert-Amyl Methyl Ether	ND	2.0	0.40	ug/l	
75-65-0	Tert Butyl Alcohol	ND	10	2.4	ug/l	
630-20-6	1,1,1,2-Tetrachloroethane	ND	1.0	0.30	ug/l	
71 55-6	1,1,1-Trichloroethane	ND	1.0	0.20	ug/l	
79 34-5	1,1,2,2-Tetrachloroethane	ND	1.0	0.20	ug/l	
79 00 5	1,1,2 Trichloroethane	ND	1.0	0.22	ug/l	
87-61-6	1,2,3-Trichlorobenzene	ND	2.0	0.20	ug/l	
96 18 4	1,2,3-Trichloropropane	ND	2.0	0.20	ug/l	
120-82-1	1,2,4-Trichlorobenzene	ND	2.0	0.20	ug/l	
95 63 6	1,2,4-Trimethylbenzene	ND	2.0	0.20	ug/l	
108-67 8	1,3,5-Trimethylbenzene	ND	2.0	0.20	ug/l	
127 18-4	Tetrachloroethylene	ND	1.0	0.30	ug/l	
108 88 3	Toluene	ND	1.0	0.20	ug/l	
79-01-6	Trichloroethylene	ND	1.0	0.20	ug/l	
75 69 4	Trichlorofluoromethane	ND	1.0	0.20	ug/l	
75 01-4	Vinyl chloride	ND	1.0	0.20	ug/l	
1330-20 7	Xylene (total)	ND	2.0	0.46	ug/l	
	TPH-GRO (C6-C10)	ND	50	25	ug/l	

CAS No.	Surrogate Recoveries	Run# 1	Run# 2	Limits
1868-53-7	Dibromofluoromethane	104%		60-130%

ND = Not detected      MDL - Method Detection Limit  
 RL = Reporting Limit  
 E = Indicates value exceeds calibration range

J = Indicates an estimated value  
 B = Indicates analyte found in associated method blank  
 N = Indicates presumptive evidence of a compound

## Report of Analysis

<b>Client Sample ID:</b> E-2	<b>Date Sampled:</b> 09/13/12
<b>Lab Sample ID:</b> C23650-10	<b>Date Received:</b> 09/14/12
<b>Matrix:</b> AQ - Ground Water	<b>Percent Solids:</b> n/a
<b>Method:</b> SW846 8260B	
<b>Project:</b> T0600101592-9201 San Leandro Street, Oakland CA	

**VOA 8260 List**

CAS No.	Surrogate Recoveries	Run# 1	Run# 2	Limits
2037-26-5	Toluene-D8	96%		60-130%
460-00-4	4-Bromofluorobenzene	89%		60-130%

ND = Not detected      MDL - Method Detection Limit  
 RL = Reporting Limit  
 E = Indicates value exceeds calibration range

J = Indicates an estimated value  
 B = Indicates analyte found in associated method blank  
 N = Indicates presumptive evidence of a compound

3.10  
 3

### Report of Analysis

3.10  
3

<b>Client Sample ID:</b> E 2	<b>Date Sampled:</b> 09/13/12
<b>Lab Sample ID:</b> C23650-10	<b>Date Received:</b> 09/14/12
<b>Matrix:</b> AQ - Ground Water	<b>Percent Solids:</b> n/a
<b>Method:</b> SW846 8015B M SW846 3510C	
<b>Project:</b> T0600101592 9201 San Leandro Street, Oakland CA	

Run #	File ID	DF	Analyzed	By	Prep Date	Prep Batch	Analytical Batch
Run #1	HH025792.D	2	09/19/12	LB	09/17/12	OP6639	GHH811
Run #2							

Run #	Initial Volume	Final Volume
Run #1	1060 ml	1.0 ml
Run #2		

**TPH Extractable**

CAS No.	Compound	Result	RL	MDL	Units	Q
	TPH (Diesel)	ND	0.19	0.094	mg/l	
	TPH (Motor Oil)	2.99	0.38	0.19	mg/l	
CAS No.	Surrogate Recoveries	Run# 1	Run# 2	Limits		
630-01-3	Hexacosane	79%		45-140%		

ND = Not detected      MDL - Method Detection Limit  
 RL = Reporting Limit  
 E = Indicates value exceeds calibration range

J = Indicates an estimated value  
 B = Indicates analyte found in associated method blank  
 N = Indicates presumptive evidence of a compound



## Report of Analysis

Client Sample ID: E-3	Date Sampled: 09/13/12
Lab Sample ID: C23650-11	Date Received: 09/14/12
Matrix: AQ - Ground Water	Percent Solids: n/a
Method: SW846 8260B	
Project: T0600101592-9201 San Leandro Street, Oakland CA	

Run #1	File ID	DF	Analyzed	By	Prep Date	Prep Batch	Analytical Batch
Run #2	U6433.D	1	09/17/12	YP	n/a	n/a	VU246

Run #1	Purge Volume
Run #2	10.0 ml

## VOA 8260 List

CAS No.	Compound	Result	RL	MDL	Units	Q
67-64-1	Acetone	ND	20	4.0	ug/l	
71-43-2	Benzene	0.56	1.0	0.20	ug/l	J
108-86-1	Bromobenzene	ND	1.0	0.20	ug/l	
74-97-5	Bromochloromethane	ND	1.0	0.20	ug/l	
75-27-4	Bromodichloromethane	ND	1.0	0.20	ug/l	
75-25-2	Bromoform	ND	1.0	0.22	ug/l	
104-51-8	n-Butylbenzene	ND	2.0	0.20	ug/l	
135-98-8	sec-Butylbenzene	ND	2.0	0.20	ug/l	
98-06-6	tert-Butylbenzene	ND	2.0	0.28	ug/l	
108-90-7	Chlorobenzene	ND	1.0	0.20	ug/l	
75-00-3	Chloroethane	ND	1.0	0.20	ug/l	
67-66-3	Chloroform	ND	1.0	0.20	ug/l	
95-49-8	o-Chlorotoluene	ND	2.0	0.20	ug/l	
106-43-4	p-Chlorotoluene	ND	2.0	0.26	ug/l	
56-23-5	Carbon tetrachloride	ND	1.0	0.20	ug/l	
75-34-3	1,1-Dichloroethane	ND	1.0	0.20	ug/l	
75-35-4	1,1-Dichloroethylene	ND	1.0	0.20	ug/l	
563-58-6	1,1-Dichloropropene	ND	1.0	0.20	ug/l	
96-12-8	1,2-Dibromo-3-chloropropane	ND	2.0	0.40	ug/l	
106-93-4	1,2-Dibromoethane	ND	1.0	0.20	ug/l	
107-06-2	1,2-Dichloroethane	0.99	1.0	0.20	ug/l	J
78-87-5	1,2-Dichloropropane	ND	1.0	0.20	ug/l	
142-28-9	1,3-Dichloropropane	ND	1.0	0.20	ug/l	
108-20-3	Di-Isopropyl ether	ND	2.0	0.22	ug/l	
594-20-7	2,2-Dichloropropane	ND	1.0	0.20	ug/l	
124-48-1	Dibromochloromethane	ND	1.0	0.20	ug/l	
75-71-8	Dichlorodifluoromethane	ND	1.0	0.20	ug/l	
156-59-2	cis-1,2-Dichloroethylene	ND	1.0	0.20	ug/l	
10061-01-5	cis-1,3-Dichloropropene	ND	1.0	0.20	ug/l	
541-73-1	m-Dichlorobenzene	ND	1.0	0.20	ug/l	
95-50-1	o-Dichlorobenzene	ND	1.0	0.20	ug/l	
106-46-7	p-Dichlorobenzene	ND	1.0	0.20	ug/l	

ND = Not detected      MDL - Method Detection Limit  
 RL = Reporting Limit  
 E = Indicates value exceeds calibration range

J = Indicates an estimated value  
 B = Indicates analyte found in associated method blank  
 N = Indicates presumptive evidence of a compound

## Report of Analysis

<b>Client Sample ID:</b> E-3		<b>Date Sampled:</b> 09/13/12
<b>Lab Sample ID:</b> C23650-11		<b>Date Received:</b> 09/14/12
<b>Matrix:</b> AQ - Ground Water		<b>Percent Solids:</b> n/a
<b>Method:</b> SW846 8260B		
<b>Project:</b> T0600101592-9201 San Leandro Street, Oakland CA		

## VOA 8260 List

CAS No.	Compound	Result	RL	MDL	Units	Q
156-60-5	trans-1,2-Dichloroethylene	ND	1.0	0.20	ug/l	
10061-02-6	trans-1,3-Dichloropropene	ND	1.0	0.30	ug/l	
100-41-4	Ethylbenzene	ND	1.0	0.20	ug/l	
637-92-3	Ethyl Tert Butyl Ether	ND	2.0	0.22	ug/l	
591-78-6	2-Hexanone	ND	10	2.0	ug/l	
87-68-3	Hexachlorobutadiene	ND	2.0	0.20	ug/l	
98-82-8	Isopropylbenzene	ND	1.0	0.20	ug/l	
99-87-6	p-Isopropyltoluene	ND	2.0	0.20	ug/l	
108-10-1	4-Methyl-2-pentanone	ND	10	1.0	ug/l	
74-83-9	Methyl bromide	ND	2.0	0.20	ug/l	
74-87-3	Methyl chloride	ND	1.0	0.20	ug/l	
74-95-3	Methylene bromide	ND	1.0	0.20	ug/l	
75-09-2	Methylene chloride	ND	10	2.0	ug/l	
78-93-3	Methyl ethyl ketone	ND	10	2.0	ug/l	
1634-04-4	Methyl Tert Butyl Ether	0.55	1.0	0.20	ug/l	J
91-20-3	Naphthalene	ND	5.0	0.50	ug/l	
103-65-1	n-Propylbenzene	ND	2.0	0.20	ug/l	
100-42-5	Styrene	ND	1.0	0.20	ug/l	
994-05-8	Tert-Amyl Methyl Ether	ND	2.0	0.40	ug/l	
75-65-0	Tert-Butyl Alcohol	ND	10	2.4	ug/l	
630-20-6	1,1,1,2-Tetrachloroethane	ND	1.0	0.30	ug/l	
71-55-6	1,1,1-Trichloroethane	ND	1.0	0.20	ug/l	
79-34-5	1,1,2,2-Tetrachloroethane	ND	1.0	0.20	ug/l	
79-00-5	1,1,2-Trichloroethane	ND	1.0	0.22	ug/l	
87-61-6	1,2,3-Trichlorobenzene	ND	2.0	0.20	ug/l	
96-18-4	1,2,3-Trichloropropane	ND	2.0	0.20	ug/l	
120-82-1	1,2,4-Trichlorobenzene	ND	2.0	0.20	ug/l	
95-63-6	1,2,4-Trimethylbenzene	ND	2.0	0.20	ug/l	
108-67-8	1,3,5-Trimethylbenzene	ND	2.0	0.20	ug/l	
127-18-4	Tetrachloroethylene	ND	1.0	0.30	ug/l	
108-88-3	Toluene	ND	1.0	0.20	ug/l	
79-01-6	Trichloroethylene	ND	1.0	0.20	ug/l	
75-69-4	Trichlorofluoromethane	ND	1.0	0.20	ug/l	
75-01-4	Vinyl chloride	ND	1.0	0.20	ug/l	
1330-20-7	Xylene (total)	ND	2.0	0.46	ug/l	
	TPH-GRO (C6-C10)	46.8	50	25	ug/l	J

CAS No.	Surrogate Recoveries	Run# 1	Run# 2	Limits
1868-53-7	Dibromofluoromethane	101%		60-130%

ND = Not detected      MDL - Method Detection Limit  
 RL = Reporting Limit  
 E = Indicates value exceeds calibration range

J = Indicates an estimated value  
 B = Indicates analyte found in associated method blank  
 N = Indicates presumptive evidence of a compound

## Report of Analysis

3.11  
3

<b>Client Sample ID:</b> E-3	<b>Date Sampled:</b> 09/13/12
<b>Lab Sample ID:</b> C23650-11	<b>Date Received:</b> 09/14/12
<b>Matrix:</b> AQ - Ground Water	<b>Percent Solids:</b> n/a
<b>Method:</b> SW846 8260B	
<b>Project:</b> T0600101592-9201 San Leandro Street, Oakland CA	

**VOA 8260 List**

CAS No.	Surrogate Recoveries	Run# 1	Run# 2	Limits
2037-26-5	Toluene-D8	98%		60-130%
460-00-4	4-Bromofluorobenzene	102%		60-130%

---

ND = Not detected	MDL - Method Detection Limit	J = Indicates an estimated value
RL = Reporting Limit		B = Indicates analyte found in associated method blank
E = Indicates value exceeds calibration range		N = Indicates presumptive evidence of a compound

### Report of Analysis

3.11  
3

<b>Client Sample ID:</b> E-3	<b>Date Sampled:</b> 09/13/12
<b>Lab Sample ID:</b> C23650-11	<b>Date Received:</b> 09/14/12
<b>Matrix:</b> AQ - Ground Water	<b>Percent Solids:</b> n/a
<b>Method:</b> SW846 8015B M SW846 3510C	
<b>Project:</b> T0600101592-9201 San Leandro Street, Oakland CA	

Run #	File ID	DF	Analyzed	By	Prep Date	Prep Batch	Analytical Batch
Run #1	HH025885.D	50	09/21/12	JH	09/17/12	OP6639	GHH813
Run #2							

Run #	Initial Volume	Final Volume
Run #1	1060 ml	1.0 ml
Run #2		

**TPH Extractable**

CAS No.	Compound	Result	RL	MDL	Units	Q
	TPH (Diesel) <sup>a</sup>	62.5	4.7	2.4	mg/l	
	TPH (Motor Oil)	93.7	9.4	4.7	mg/l	

CAS No.	Surrogate Recoveries	Run# 1	Run# 2	Limits
630-01-3	Hexacosane	131%		45-140%

(a) Atypical Diesel pattern (C12-C28); heavier hydrocarbons contributing to quantitation.

ND = Not detected      MDL - Method Detection Limit  
 RL = Reporting Limit  
 E = Indicates value exceeds calibration range

J = Indicates an estimated value  
 B = Indicates analyte found in associated method blank  
 N = Indicates presumptive evidence of a compound

### Report of Analysis

<b>Client Sample ID:</b> E-6	<b>Date Sampled:</b> 09/13/12
<b>Lab Sample ID:</b> C23650-12	<b>Date Received:</b> 09/14/12
<b>Matrix:</b> AQ - Ground Water	<b>Percent Solids:</b> n/a
<b>Method:</b> SW846 8260B	
<b>Project:</b> T0600101592 9201 San Leandro Street, Oakland CA	

Run #1	File ID	DF	Analyzed	By	Prep Date	Prep Batch	Analytical Batch
Run #2	U6434.D	1	09/17/12	YP	n/a	n/a	VU246

Run #1	Purge Volume
Run #2	10.0 ml

**VOA 8260 List**

CAS No.	Compound	Result	RL	MDL	Units	Q
67-64-1	Acetone	7.5	20	4.0	ug/l	J
71-43-2	Benzene	2.8	1.0	0.20	ug/l	
108-86-1	Bromobenzene	ND	1.0	0.20	ug/l	
74-97-5	Bromochloromethane	ND	1.0	0.20	ug/l	
75-27 4	Bromodichloromethane	ND	1.0	0.20	ug/l	
75-25-2	Bromoform	ND	1.0	0.22	ug/l	
104-51-8	n-Butylbenzene	0.71	2.0	0.20	ug/l	J
135-98-8	sec-Butylbenzene	0.56	2.0	0.20	ug/l	J
98-06-6	tert-Butylbenzene	2.2	2.0	0.28	ug/l	
108-90-7	Chlorobenzene	ND	1.0	0.20	ug/l	
75-00-3	Chloroethane	ND	1.0	0.20	ug/l	
67-66-3	Chloroform	ND	1.0	0.20	ug/l	
95-49-8	o-Chlorotoluene	ND	2.0	0.20	ug/l	
106-43 4	p-Chlorotoluene	ND	2.0	0.26	ug/l	
56-23-5	Carbon tetrachloride	ND	1.0	0.20	ug/l	
75-34-3	1,1-Dichloroethane	ND	1.0	0.20	ug/l	
75-35-4	1,1-Dichloroethylene	ND	1.0	0.20	ug/l	
563-58-6	1,1-Dichloropropene	ND	1.0	0.20	ug/l	
96-12-8	1,2-Dibromo-3-chloropropane	ND	2.0	0.40	ug/l	
106-93-4	1,2-Dibromoethane	ND	1.0	0.20	ug/l	
107-06-2	1,2-Dichloroethane	ND	1.0	0.20	ug/l	
78-87-5	1,2-Dichloropropane	ND	1.0	0.20	ug/l	
142-28-9	1,3-Dichloropropane	ND	1.0	0.20	ug/l	
108-20-3	Di-Isopropyl ether	ND	2.0	0.22	ug/l	
594-20-7	2,2-Dichloropropane	ND	1.0	0.20	ug/l	
124-48-1	Dibromochloromethane	ND	1.0	0.20	ug/l	
75-71-8	Dichlorodifluoromethane	ND	1.0	0.20	ug/l	
156-59-2	cis-1,2-Dichloroethylene	ND	1.0	0.20	ug/l	
10061-01-5	cis-1,3 Dichloropropene	ND	1.0	0.20	ug/l	
541-73-1	m-Dichlorobenzene	ND	1.0	0.20	ug/l	
95-50-1	o-Dichlorobenzene	ND	1.0	0.20	ug/l	
106-46-7	p-Dichlorobenzene	ND	1.0	0.20	ug/l	

ND = Not detected      MDL - Method Detection Limit  
 RL = Reporting Limit  
 E = Indicates value exceeds calibration range

J = Indicates an estimated value  
 B = Indicates analyte found in associated method blank  
 N = Indicates presumptive evidence of a compound

3.12  
 3

### Report of Analysis

3.12  
3

<b>Client Sample ID:</b> E-6		<b>Date Sampled:</b> 09/13/12
<b>Lab Sample ID:</b> C23650-12		<b>Date Received:</b> 09/14/12
<b>Matrix:</b> AQ - Ground Water		<b>Percent Solids:</b> n/a
<b>Method:</b> SW846 8260B		
<b>Project:</b> T0600101592-9201 San Leandro Street, Oakland CA		

**VOA 8260 List**

CAS No.	Compound	Result	RL	MDL	Units	Q
156-60-5	trans-1,2-Dichloroethylene	ND	1.0	0.20	ug/l	
10061-02-6	trans-1,3-Dichloropropene	ND	1.0	0.30	ug/l	
100-41-4	Ethylbenzene	2.3	1.0	0.20	ug/l	
637-92-3	Ethyl Tert Butyl Ether	ND	2.0	0.22	ug/l	
591-78-6	2-Hexanone	ND	10	2.0	ug/l	
87-68-3	Hexachlorobutadiene	ND	2.0	0.20	ug/l	
98-82-8	Isopropylbenzene	1.7	1.0	0.20	ug/l	
99-87-6	p-Isopropyltoluene	ND	2.0	0.20	ug/l	
108-10-1	4-Methyl-2-pentanone	ND	10	1.0	ug/l	
74-83-9	Methyl bromide	ND	2.0	0.20	ug/l	
74-87-3	Methyl chloride	ND	1.0	0.20	ug/l	
74-95-3	Methylene bromide	ND	1.0	0.20	ug/l	
75-09-2	Methylene chloride	ND	10	2.0	ug/l	
78-93-3	Methyl ethyl ketone	ND	10	2.0	ug/l	
1634-04-4	Methyl Tert Butyl Ether	0.85	1.0	0.20	ug/l	J
91-20-3	Naphthalene	ND	5.0	0.50	ug/l	
103-65-1	n-Propylbenzene	3.1	2.0	0.20	ug/l	
100-42-5	Styrene	ND	1.0	0.20	ug/l	
994-05-8	Tert-Amyl Methyl Ether	ND	2.0	0.40	ug/l	
75-65-0	Tert-Butyl Alcohol	ND	10	2.4	ug/l	
630-20-6	1,1,1,2-Tetrachloroethane	ND	1.0	0.30	ug/l	
71-55-6	1,1,1-Trichloroethane	ND	1.0	0.20	ug/l	
79-34-5	1,1,2,2-Tetrachloroethane	ND	1.0	0.20	ug/l	
79-00-5	1,1,2-Trichloroethane	ND	1.0	0.22	ug/l	
87-61-6	1,2,3-Trichlorobenzene	ND	2.0	0.20	ug/l	
96-18-4	1,2,3-Trichloropropane	ND	2.0	0.20	ug/l	
120-82-1	1,2,4-Trichlorobenzene	ND	2.0	0.20	ug/l	
95-63-6	1,2,4-Trimethylbenzene	ND	2.0	0.20	ug/l	
108-67-8	1,3,5-Trimethylbenzene	ND	2.0	0.20	ug/l	
127-18-4	Tetrachloroethylene	ND	1.0	0.30	ug/l	
108-88-3	Toluene	ND	1.0	0.20	ug/l	
79-01-6	Trichloroethylene	ND	1.0	0.20	ug/l	
75-69-4	Trichlorofluoromethane	ND	1.0	0.20	ug/l	
75-01-4	Vinyl chloride	ND	1.0	0.20	ug/l	
1330-20-7	Xylene (total)	ND	2.0	0.46	ug/l	
	TPH-GRO (C6-C10)	427	50	25	ug/l	

CAS No.	Surrogate Recoveries	Run# 1	Run# 2	Limits
1868-53-7	Dibromofluoromethane	91%		60-130%

ND = Not detected      MDL - Method Detection Limit      J = Indicates an estimated value  
 RL = Reporting Limit      B = Indicates analyte found in associated method blank  
 E = Indicates value exceeds calibration range      N = Indicates presumptive evidence of a compound

## Report of Analysis

3.12  
3

<b>Client Sample ID:</b> E-6	<b>Date Sampled:</b> 09/13/12
<b>Lab Sample ID:</b> C23650-12	<b>Date Received:</b> 09/14/12
<b>Matrix:</b> AQ - Ground Water	<b>Percent Solids:</b> n/a
<b>Method:</b> SW846 8260B	
<b>Project:</b> T0600101592-9201 San Leandro Street, Oakland CA	

### VOA 8260 List

CAS No.	Surrogate Recoveries	Run# 1	Run# 2	Limits
2037-26-5	Toluene-D8	98%		60-130%
460-00-4	4-Bromofluorobenzene	102%		60-130%

ND = Not detected      MDL - Method Detection Limit  
 RL = Reporting Limit  
 E = Indicates value exceeds calibration range

J = Indicates an estimated value  
 B = Indicates analyte found in associated method blank  
 N = Indicates presumptive evidence of a compound

### Report of Analysis

3.12  
3

<b>Client Sample ID:</b> E-6		
<b>Lab Sample ID:</b> C23650-12		<b>Date Sampled:</b> 09/13/12
<b>Matrix:</b> AQ - Ground Water		<b>Date Received:</b> 09/14/12
<b>Method:</b> SW846 8015B M SW846 3510C		<b>Percent Solids:</b> n/a
<b>Project:</b> T0600101592-9201 San Leandro Street, Oakland CA		

	File ID	DF	Analyzed	By	Prep Date	Prep Batch	Analytical Batch
Run #1	HH025793.D	2	09/19/12	LB	09/17/12	OP6639	GHH811
Run #2							

	Initial Volume	Final Volume
Run #1	1060 ml	1.0 ml
Run #2		

**TPH Extractable**

CAS No.	Compound	Result	RL	MDL	Units	Q
	TPH (Diesel)	ND	0.19	0.094	mg/l	
	TPH (Motor Oil)	2.44	0.38	0.19	mg/l	
CAS No.	Surrogate Recoveries	Run# 1	Run# 2	Limits		
630-01-3	Hexacosane	72%		45-140%		

ND = Not detected      MDL - Method Detection Limit  
 RL = Reporting Limit  
 E = Indicates value exceeds calibration range

J = Indicates an estimated value  
 B = Indicates analyte found in associated method blank  
 N = Indicates presumptive evidence of a compound



## Report of Analysis

Client Sample ID: E-7	Date Sampled: 09/13/12
Lab Sample ID: C23650-13	Date Received: 09/14/12
Matrix: AQ - Ground Water	Percent Solids: n/a
Method: SW846 8260B	
Project: T0600101592-9201 San Leandro Street, Oakland CA	

Run #1	File ID	DF	Analyzed	By	Prep Date	Prep Batch	Analytical Batch
Run #2	W33451.D	2	09/17/12	KN	n/a	n/a	VW1165

Run #1	Purge Volume
Run #2	10.0 ml

## VOA 8260 List

CAS No.	Compound	Result	RL	MDL	Units	Q
67-64-1	Acetone	ND	40	8.0	ug/l	
71-43-2	Benzene	169	2.0	0.40	ug/l	
108-86-1	Bromobenzene	ND	2.0	0.40	ug/l	
74-97-5	Bromochloromethane	ND	2.0	0.40	ug/l	
75-27-4	Bromodichloromethane	ND	2.0	0.40	ug/l	
75-25-2	Bromoform	ND	2.0	0.44	ug/l	
104-51-8	n-Butylbenzene	2.6	4.0	0.40	ug/l	J
135-98-8	sec-Butylbenzene	0.85	4.0	0.40	ug/l	J
98-06-6	tert-Butylbenzene	1.4	4.0	0.56	ug/l	J
108-90-7	Chlorobenzene	ND	2.0	0.40	ug/l	
75-00-3	Chloroethane	ND	2.0	0.40	ug/l	
67-66-3	Chloroform	ND	2.0	0.40	ug/l	
95-49-8	o-Chlorotoluene	ND	4.0	0.40	ug/l	
106-43-4	p-Chlorotoluene	ND	4.0	0.52	ug/l	
56-23-5	Carbon tetrachloride	ND	2.0	0.40	ug/l	
75-34-3	1,1-Dichloroethane	ND	2.0	0.40	ug/l	
75-35-4	1,1-Dichloroethylene	ND	2.0	0.40	ug/l	
563-58-6	1,1-Dichloropropene	ND	2.0	0.40	ug/l	
96-12-8	1,2-Dibromo-3-chloropropane	ND	4.0	0.80	ug/l	
106-93-4	1,2-Dibromoethane	ND	2.0	0.40	ug/l	
107-06-2	1,2-Dichloroethane	2.6	2.0	0.40	ug/l	
78-87-5	1,2-Dichloropropane	ND	2.0	0.40	ug/l	
142-28-9	1,3-Dichloropropane	ND	2.0	0.40	ug/l	
108-20-3	Di-Isopropyl ether	ND	4.0	0.44	ug/l	
594-20-7	2,2-Dichloropropane	ND	2.0	0.40	ug/l	
124-48-1	Dibromochloromethane	ND	2.0	0.40	ug/l	
75-71-8	Dichlorodifluoromethane	ND	2.0	0.40	ug/l	
156-59-2	cis-1,2-Dichloroethylene	ND	2.0	0.40	ug/l	
10061-01-5	cis-1,3-Dichloropropene	ND	2.0	0.40	ug/l	
541-73-1	m-Dichlorobenzene	ND	2.0	0.40	ug/l	
95-50-1	o-Dichlorobenzene	ND	2.0	0.40	ug/l	
106-46-7	p-Dichlorobenzene	ND	2.0	0.40	ug/l	

ND = Not detected      MDL - Method Detection Limit  
 RL = Reporting Limit  
 E = Indicates value exceeds calibration range

J = Indicates an estimated value  
 B = Indicates analyte found in associated method blank  
 N = Indicates presumptive evidence of a compound

## Report of Analysis

<b>Client Sample ID:</b> E-7		<b>Date Sampled:</b> 09/13/12
<b>Lab Sample ID:</b> C23650-13		<b>Date Received:</b> 09/14/12
<b>Matrix:</b> AQ - Ground Water		<b>Percent Solids:</b> n/a
<b>Method:</b> SW846 8260B		
<b>Project:</b> T0600101592-9201 San Leandro Street, Oakland CA		

## VOA 8260 List

CAS No.	Compound	Result	RL	MDL	Units	Q
156-60-5	trans-1,2-Dichloroethylene	ND	2.0	0.40	ug/l	
10061-02-6	trans-1,3-Dichloropropene	ND	2.0	0.60	ug/l	
100-41-4	Ethylbenzene	27.8	2.0	0.40	ug/l	
637-92-3	Ethyl Tert Butyl Ether	ND	4.0	0.44	ug/l	
591-78-6	2-Hexanone	ND	20	4.0	ug/l	
87-68-3	Hexachlorobutadiene	ND	4.0	0.40	ug/l	
98-82-8	Isopropylbenzene	4.2	2.0	0.40	ug/l	
99-87-6	p-Isopropyltoluene	0.56	4.0	0.40	ug/l	J
108-10-1	4-Methyl-2-pentanone	ND	20	2.0	ug/l	
74-83-9	Methyl bromide	ND	4.0	0.40	ug/l	
74-87-3	Methyl chloride	ND	2.0	0.40	ug/l	
74-95-3	Methylene bromide	ND	2.0	0.40	ug/l	
75-09-2	Methylene chloride	ND	20	4.0	ug/l	
78-93-3	Methyl ethyl ketone	ND	20	4.0	ug/l	
1634-04-4	Methyl Tert Butyl Ether	3.5	2.0	0.40	ug/l	
91-20-3	Naphthalene	12.8	10	1.0	ug/l	
103-65-1	n-Propylbenzene	10.3	4.0	0.40	ug/l	
100-42-5	Styrene	ND	2.0	0.40	ug/l	
994-05-8	Tert-Amyl Methyl Ether	ND	4.0	0.80	ug/l	
75-65-0	Tert-Butyl Alcohol	ND	20	4.8	ug/l	
630-20-6	1,1,1,2-Tetrachloroethane	ND	2.0	0.60	ug/l	
71-55-6	1,1,1-Trichloroethane	ND	2.0	0.40	ug/l	
79-34-5	1,1,2,2-Tetrachloroethane	ND	2.0	0.40	ug/l	
79-00-5	1,1,2-Trichloroethane	ND	2.0	0.44	ug/l	
87-61-6	1,2,3-Trichlorobenzene	ND	4.0	0.40	ug/l	
96-18-4	1,2,3-Trichloropropane	ND	4.0	0.40	ug/l	
120-82-1	1,2,4-Trichlorobenzene	ND	4.0	0.40	ug/l	
95-63-6	1,2,4-Trimethylbenzene	54.6	4.0	0.40	ug/l	
108-67-8	1,3,5-Trimethylbenzene	6.3	4.0	0.40	ug/l	
127-18-4	Tetrachloroethylene	ND	2.0	0.60	ug/l	
108-88-3	Toluene	67.3	2.0	0.40	ug/l	
79-01-6	Trichloroethylene	ND	2.0	0.40	ug/l	
75-69-4	Trichlorofluoromethane	ND	2.0	0.40	ug/l	
75-01-4	Vinyl chloride	ND	2.0	0.40	ug/l	
1330-20-7	Xylene (total)	82.3	4.0	0.92	ug/l	
	TPH-GRO (C6-C10)	1790	100	50	ug/l	

CAS No.	Surrogate Recoveries	Run# 1	Run# 2	Limits
1868-53-7	Dibromofluoromethane	102%		60-130%

ND = Not detected      MDL - Method Detection Limit  
 RL = Reporting Limit  
 E = Indicates value exceeds calibration range

J = Indicates an estimated value  
 B = Indicates analyte found in associated method blank  
 N = Indicates presumptive evidence of a compound

## Report of Analysis

3.13  
3

<b>Client Sample ID:</b> E-7	<b>Date Sampled:</b> 09/13/12
<b>Lab Sample ID:</b> C23650-13	<b>Date Received:</b> 09/14/12
<b>Matrix:</b> AQ - Ground Water	<b>Percent Solids:</b> n/a
<b>Method:</b> SW846 8260B	
<b>Project:</b> T0600101592-9201 San Leandro Street, Oakland CA	

**VOA 8260 List**

CAS No.	Surrogate Recoveries	Run# 1	Run# 2	Limits
2037-26-5	Toluene-D8	103%		60-130%
460-00-4	4-Bromofluorobenzene	103%		60-130%

ND = Not detected      MDL - Method Detection Limit  
 RL = Reporting Limit  
 E = Indicates value exceeds calibration range

J = Indicates an estimated value  
 B = Indicates analyte found in associated method blank  
 N = Indicates presumptive evidence of a compound

### Report of Analysis

3.13  
3

<b>Client Sample ID:</b> E-7	<b>Date Sampled:</b> 09/13/12
<b>Lab Sample ID:</b> C23650-13	<b>Date Received:</b> 09/14/12
<b>Matrix:</b> AQ - Ground Water	<b>Percent Solids:</b> n/a
<b>Method:</b> SW846 8015B M SW846 3510C	
<b>Project:</b> T0600101592-9201 San Leandro Street, Oakland CA	

Run #	File ID	DF	Analyzed	By	Prep Date	Prep Batch	Analytical Batch
Run #1	GG36897.D	1	09/18/12	LB	09/17/12	OP6639	GGG981
Run #2							

Run #	Initial Volume	Final Volume
Run #1	1020 ml	1.0 ml
Run #2		

**TPH Extractable**

CAS No.	Compound	Result	RL	MDL	Units	Q
	TPH (Diesel) <sup>a</sup>	0.214	0.098	0.049	mg/l	
	TPH (Motor Oil)	ND	0.20	0.098	mg/l	
CAS No.	Surrogate Recoveries	Run# 1	Run# 2	Limits		
630-01-3	Hexacosane	74%		45-140%		

(a) Diesel pattern is not present; higher boiling gasoline compounds in Diesel range.

ND = Not detected      MDL - Method Detection Limit  
 RL = Reporting Limit  
 E = Indicates value exceeds calibration range

J = Indicates an estimated value  
 B = Indicates analyte found in associated method blank  
 N = Indicates presumptive evidence of a compound

## Report of Analysis

Client Sample ID: E-8	Date Sampled: 09/13/12
Lab Sample ID: C23650-14	Date Received: 09/14/12
Matrix: AQ - Ground Water	Percent Solids: n/a
Method: SW846 8260B	
Project: T0600101592-9201 San Leandro Street, Oakland CA	

Run #1	File ID	DF	Analyzed	By	Prep Date	Prep Batch	Analytical Batch
Run #2	W33499.D	5	09/18/12	KN	n/a	n/a	VW1166

Run #1	Purge Volume
Run #2	10.0 ml

## VOA 8260 List

CAS No.	Compound	Result	RL	MDL	Units	Q
67-64-1	Acetone	ND	100	20	ug/l	
71-43-2	Benzene	2.0	5.0	1.0	ug/l	J
108-86-1	Bromobenzene	ND	5.0	1.0	ug/l	
74-97-5	Bromochloromethane	ND	5.0	1.0	ug/l	
75-27-4	Bromodichloromethane	ND	5.0	1.0	ug/l	
75-25-2	Bromoform	ND	5.0	1.1	ug/l	
104-51-8	n-Butylbenzene	2.6	10	1.0	ug/l	J
135-98-8	sec-Butylbenzene	3.3	10	1.0	ug/l	J
98-06-6	tert-Butylbenzene	ND	10	1.4	ug/l	
108-90-7	Chlorobenzene	ND	5.0	1.0	ug/l	
75-00-3	Chloroethane	ND	5.0	1.0	ug/l	
67-66-3	Chloroform	ND	5.0	1.0	ug/l	
95-49-8	o-Chlorotoluene	ND	10	1.0	ug/l	
106-43-4	p-Chlorotoluene	ND	10	1.3	ug/l	
56-23-5	Carbon tetrachloride <sup>a</sup>	ND	5.0	1.0	ug/l	
75-34-3	1,1-Dichloroethane	ND	5.0	1.0	ug/l	
75-35-4	1,1-Dichloroethylene	ND	5.0	1.0	ug/l	
563-58-6	1,1-Dichloropropene	ND	5.0	1.0	ug/l	
96-12-8	1,2-Dibromo-3-chloropropan <sup>a</sup>	ND	10	2.0	ug/l	
106-93-4	1,2-Dibromoethane	ND	5.0	1.0	ug/l	
107-06-2	1,2-Dichloroethane	ND	5.0	1.0	ug/l	
78-87-5	1,2-Dichloropropane	ND	5.0	1.0	ug/l	
142-28-9	1,3-Dichloropropane	ND	5.0	1.0	ug/l	
108-20-3	Di-Isopropyl ether	ND	10	1.1	ug/l	
594-20-7	2,2-Dichloropropane	ND	5.0	1.0	ug/l	
124-48-1	Dibromochloromethane	ND	5.0	1.0	ug/l	
75-71-8	Dichlorodifluoromethane <sup>a</sup>	ND	5.0	1.0	ug/l	
156-59-2	cis-1,2-Dichloroethylene	7.3	5.0	1.0	ug/l	
10061-01-5	cis-1,3-Dichloropropene	ND	5.0	1.0	ug/l	
541-73-1	m-Dichlorobenzene	ND	5.0	1.0	ug/l	
95-50-1	o-Dichlorobenzene	ND	5.0	1.0	ug/l	
106-46-7	p-Dichlorobenzene	ND	5.0	1.0	ug/l	

ND = Not detected      MDL - Method Detection Limit  
 RL = Reporting Limit  
 E = Indicates value exceeds calibration range

J = Indicates an estimated value  
 B = Indicates analyte found in associated method blank  
 N = Indicates presumptive evidence of a compound

## Report of Analysis

<b>Client Sample ID:</b> E-8		<b>Date Sampled:</b> 09/13/12
<b>Lab Sample ID:</b> C23650-14		<b>Date Received:</b> 09/14/12
<b>Matrix:</b> AQ - Ground Water		<b>Percent Solids:</b> n/a
<b>Method:</b> SW846 8260B		
<b>Project:</b> T0600101592-9201 San Leandro Street, Oakland CA		

## VOA 8260 List

CAS No.	Compound	Result	RL	MDL	Units	Q
156-60-5	trans-1,2-Dichloroethylene	12.5	5.0	1.0	ug/l	
10061-02-6	trans-1,3-Dichloropropene	ND	5.0	1.5	ug/l	
100-41-4	Ethylbenzene	ND	5.0	1.0	ug/l	
637-92-3	Ethyl Tert Butyl Ether	ND	10	1.1	ug/l	
591-78-6	2-Hexanone	ND	50	10	ug/l	
87-68-3	Hexachlorobutadiene	ND	10	1.0	ug/l	
98-82-8	Isopropylbenzene	2.7	5.0	1.0	ug/l	J
99-87-6	p-Isopropyltoluene	ND	10	1.0	ug/l	
108-10-1	4-Methyl-2-pentanone	ND	50	5.0	ug/l	
74-83-9	Methyl bromide	ND	10	1.0	ug/l	
74-87-3	Methyl chloride	ND	5.0	1.0	ug/l	
74-95-3	Methylene bromide	ND	5.0	1.0	ug/l	
75-09-2	Methylene chloride	ND	50	10	ug/l	
78-93-3	Methyl ethyl ketone	ND	50	10	ug/l	
1634-04-4	Methyl Tert Butyl Ether	2.8	5.0	1.0	ug/l	J
91-20-3	Naphthalene	ND	25	2.5	ug/l	
103-65-1	n-Propylbenzene	2.1	10	1.0	ug/l	J
100-42-5	Styrene	ND	5.0	1.0	ug/l	
994-05-8	Tert-Amyl Methyl Ether	ND	10	2.0	ug/l	
75-65-0	Tert-Butyl Alcohol	ND	50	12	ug/l	
630-20-6	1,1,1,2-Tetrachloroethane	ND	5.0	1.5	ug/l	
71-55-6	1,1,1-Trichloroethane	ND	5.0	1.0	ug/l	
79-34-5	1,1,2,2-Tetrachloroethane	ND	5.0	1.0	ug/l	
79-00-5	1,1,2-Trichloroethane	ND	5.0	1.1	ug/l	
87-61-6	1,2,3-Trichlorobenzene	ND	10	1.0	ug/l	
96-18-4	1,2,3-Trichloropropane	ND	10	1.0	ug/l	
120-82-1	1,2,4-Trichlorobenzene	ND	10	1.0	ug/l	
95-63-6	1,2,4-Trimethylbenzene	ND	10	1.0	ug/l	
108-67-8	1,3,5-Trimethylbenzene	ND	10	1.0	ug/l	
127-18-4	Tetrachloroethylene	5.7	5.0	1.5	ug/l	
108-88-3	Toluene	ND	5.0	1.0	ug/l	
79-01-6	Trichloroethylene	1.8	5.0	1.0	ug/l	J
75-69-4	Trichlorofluoromethane	ND	5.0	1.0	ug/l	
75-01-4	Vinyl chloride	ND	5.0	1.0	ug/l	
1330-20-7	Xylene (total)	ND	10	2.3	ug/l	
	TPH-GRO (C6-C10)	2450	250	130	ug/l	

CAS No.	Surrogate Recoveries	Run# 1	Run# 2	Limits
1868-53-7	Dibromofluoromethane	101%		60-130%

ND = Not detected      MDL - Method Detection Limit  
 RL = Reporting Limit  
 E = Indicates value exceeds calibration range

J = Indicates an estimated value  
 B = Indicates analyte found in associated method blank  
 N = Indicates presumptive evidence of a compound

## Report of Analysis

3.14  
3

<b>Client Sample ID:</b> E-8	<b>Date Sampled:</b> 09/13/12
<b>Lab Sample ID:</b> C23650-14	<b>Date Received:</b> 09/14/12
<b>Matrix:</b> AQ - Ground Water	<b>Percent Solids:</b> n/a
<b>Method:</b> SW846 8260B	
<b>Project:</b> T0600101592-9201 San Leandro Street, Oakland CA	

**VOA 8260 List**

CAS No.	Surrogate Recoveries	Run# 1	Run# 2	Limits
2037-26-5	Toluene-D8	104%		60-130%
460-00-4	4-Bromofluorobenzene	104%		60-130%

(a) CCV outside of control limits (biased high); not detected in sample.

---

ND = Not detected	MDL - Method Detection Limit	J = Indicates an estimated value
RL = Reporting Limit		B = Indicates analyte found in associated method blank
E = Indicates value exceeds calibration range		N = Indicates presumptive evidence of a compound

### Report of Analysis

3.14  
3

<b>Client Sample ID:</b> E-8	<b>Date Sampled:</b> 09/13/12
<b>Lab Sample ID:</b> C23650-14	<b>Date Received:</b> 09/14/12
<b>Matrix:</b> AQ - Ground Water	<b>Percent Solids:</b> n/a
<b>Method:</b> SW846 8015B M SW846 3510C	
<b>Project:</b> T0600101592-9201 San Leandro Street, Oakland CA	

Run #	File ID	DF	Analyzed	By	Prep Date	Prep Batch	Analytical Batch
Run #1	GG36898.D	1	09/18/12	LB	09/17/12	OP6639	GGG981
Run #2							

Run #	Initial Volume	Final Volume
Run #1	1000 ml	1.0 ml
Run #2		

**TPH Extractable**

CAS No.	Compound	Result	RL	MDL	Units	Q
	TPH (Diesel) <sup>a</sup>	0.314	0.10	0.050	mg/l	
	TPH (Motor Oil)	ND	0.20	0.10	mg/l	
CAS No.	Surrogate Recoveries	Run# 1	Run# 2	Limits		
630-01-3	Hexacosane	80%		45-140%		

(a) Diesel pattern is not present; higher boiling gasoline compounds in Diesel range.

ND = Not detected    MDL - Method Detection Limit  
 RL = Reporting Limit  
 E = Indicates value exceeds calibration range

J = Indicates an estimated value  
 B = Indicates analyte found in associated method blank  
 N = Indicates presumptive evidence of a compound



## Report of Analysis

<b>Client Sample ID:</b> E-12	<b>Date Sampled:</b> 09/13/12
<b>Lab Sample ID:</b> C23650-15	<b>Date Received:</b> 09/14/12
<b>Matrix:</b> AQ - Ground Water	<b>Percent Solids:</b> n/a
<b>Method:</b> SW846 8260B	
<b>Project:</b> T0600101592-9201 San Leandro Street, Oakland CA	

Run #	File ID	DF	Analyzed	By	Prep Date	Prep Batch	Analytical Batch
Run #1	W33453.D	1	09/17/12	KN	n/a	n/a	VW1165
Run #2							

Run #	Purge Volume
Run #1	10.0 ml
Run #2	

## VOA 8260 List

CAS No.	Compound	Result	RL	MDL	Units	Q
67-64-1	Acetone	6.3	20	4.0	ug/l	J
71-43-2	Benzene	50.8	1.0	0.20	ug/l	
108-86-1	Bromobenzene	ND	1.0	0.20	ug/l	
74-97-5	Bromochloromethane	ND	1.0	0.20	ug/l	
75-27-4	Bromodichloromethane	ND	1.0	0.20	ug/l	
75-25-2	Bromoform	ND	1.0	0.22	ug/l	
104-51-8	n-Butylbenzene	1.3	2.0	0.20	ug/l	J
135-98-8	sec-Butylbenzene	0.84	2.0	0.20	ug/l	J
98-06-6	tert-Butylbenzene	0.54	2.0	0.28	ug/l	J
108-90-7	Chlorobenzene	ND	1.0	0.20	ug/l	
75-00-3	Chloroethane	ND	1.0	0.20	ug/l	
67-66-3	Chloroform	ND	1.0	0.20	ug/l	
95-49-8	o-Chlorotoluene	ND	2.0	0.20	ug/l	
106-43-4	p-Chlorotoluene	ND	2.0	0.26	ug/l	
56-23-5	Carbon tetrachloride	ND	1.0	0.20	ug/l	
75-34-3	1,1-Dichloroethane	ND	1.0	0.20	ug/l	
75-35-4	1,1-Dichloroethylene	ND	1.0	0.20	ug/l	
563-58-6	1,1-Dichloropropene	ND	1.0	0.20	ug/l	
96-12-8	1,2-Dibromo-3-chloropropane	ND	2.0	0.40	ug/l	
106-93-4	1,2-Dibromoethane	ND	1.0	0.20	ug/l	
107-06-2	1,2-Dichloroethane	ND	1.0	0.20	ug/l	
78-87-5	1,2-Dichloropropane	ND	1.0	0.20	ug/l	
142-28-9	1,3-Dichloropropane	ND	1.0	0.20	ug/l	
108-20-3	Di-Isopropyl ether	ND	2.0	0.22	ug/l	
594-20-7	2,2-Dichloropropane	ND	1.0	0.20	ug/l	
124-48-1	Dibromochloromethane	ND	1.0	0.20	ug/l	
75-71-8	Dichlorodifluoromethane	ND	1.0	0.20	ug/l	
156-59-2	cis-1,2-Dichloroethylene	ND	1.0	0.20	ug/l	
10061-01-5	cis-1,3-Dichloropropene	ND	1.0	0.20	ug/l	
541-73-1	m-Dichlorobenzene	ND	1.0	0.20	ug/l	
95-50-1	o-Dichlorobenzene	ND	1.0	0.20	ug/l	
106-46-7	p-Dichlorobenzene	ND	1.0	0.20	ug/l	

ND = Not detected      MDL - Method Detection Limit  
 RL = Reporting Limit  
 E = Indicates value exceeds calibration range

J = Indicates an estimated value  
 B = Indicates analyte found in associated method blank  
 N = Indicates presumptive evidence of a compound

## Report of Analysis

3.15  
3

<b>Client Sample ID:</b> E-12		<b>Date Sampled:</b> 09/13/12
<b>Lab Sample ID:</b> C23650-15		<b>Date Received:</b> 09/14/12
<b>Matrix:</b> AQ - Ground Water		<b>Percent Solids:</b> n/a
<b>Method:</b> SW846 8260B		
<b>Project:</b> T0600101592-9201 San Leandro Street, Oakland CA		

**VOA 8260 List**

CAS No.	Surrogate Recoveries	Run# 1	Run# 2	Limits
2037-26-5	Toluene-D8	102%		60-130%
460-00-4	4-Bromofluorobenzene	100%		60-130%

**ND = Not detected**      **MDL - Method Detection Limit**  
**RL = Reporting Limit**  
**E = Indicates value exceeds calibration range**

**J = Indicates an estimated value**  
**B = Indicates analyte found in associated method blank**  
**N = Indicates presumptive evidence of a compound**

Report of Analysis

3.15  
3

<b>Client Sample ID:</b> E-12	<b>Date Sampled:</b> 09/13/12
<b>Lab Sample ID:</b> C23650-15	<b>Date Received:</b> 09/14/12
<b>Matrix:</b> AQ - Ground Water	<b>Percent Solids:</b> n/a
<b>Method:</b> SW846 8260B	
<b>Project:</b> T0600101592-9201 San Leandro Street, Oakland CA	

VOA 8260 List

CAS No.	Compound	Result	RL	MDL	Units	Q
156-60-5	trans-1,2-Dichloroethylene	ND	1.0	0.20	ug/l	
10061-02-6	trans-1,3-Dichloropropene	ND	1.0	0.30	ug/l	
100-41-4	Ethylbenzene	7.2	1.0	0.20	ug/l	
637-92-3	Ethyl Tert Butyl Ether	ND	2.0	0.22	ug/l	
591-78-6	2-Hexanone	ND	10	2.0	ug/l	
87-68-3	Hexachlorobutadiene	ND	2.0	0.20	ug/l	
98-82-8	Isopropylbenzene	3.1	1.0	0.20	ug/l	
99-87-6	p-Isopropyltoluene	ND	2.0	0.20	ug/l	
108-10-1	4-Methyl-2-pentanone	ND	10	1.0	ug/l	
74-83-9	Methyl bromide	ND	2.0	0.20	ug/l	
74-87-3	Methyl chloride	ND	1.0	0.20	ug/l	
74-95-3	Methylene bromide	ND	1.0	0.20	ug/l	
75-09-2	Methylene chloride	ND	10	2.0	ug/l	
78-93-3	Methyl ethyl ketone	ND	10	2.0	ug/l	
1634-04-4	Methyl Tert Butyl Ether	ND	1.0	0.20	ug/l	
91-20-3	Naphthalene	2.7	5.0	0.50	ug/l	J
103-65-1	n-Propylbenzene	7.3	2.0	0.20	ug/l	
100-42-5	Styrene	ND	1.0	0.20	ug/l	
994-05-8	Tert-Amyl Methyl Ether	ND	2.0	0.40	ug/l	
75-65-0	Tert-Butyl Alcohol	18.9	10	2.4	ug/l	
630-20-6	1,1,1,2-Tetrachloroethane	ND	1.0	0.30	ug/l	
71-55-6	1,1,1-Trichloroethane	ND	1.0	0.20	ug/l	
79-34-5	1,1,2,2-Tetrachloroethane	ND	1.0	0.20	ug/l	
79-00-5	1,1,2-Trichloroethane	ND	1.0	0.22	ug/l	
87-61-6	1,2,3-Trichlorobenzene	ND	2.0	0.20	ug/l	
96-18-4	1,2,3-Trichloropropane	ND	2.0	0.20	ug/l	
120-82-1	1,2,4-Trichlorobenzene	ND	2.0	0.20	ug/l	
95-63-6	1,2,4-Trimethylbenzene	5.8	2.0	0.20	ug/l	
108-67-8	1,3,5-Trimethylbenzene	0.96	2.0	0.20	ug/l	J
127-18-4	Tetrachloroethylene	ND	1.0	0.30	ug/l	
108-88-3	Toluene	2.6	1.0	0.20	ug/l	
79-01-6	Trichloroethylene	ND	1.0	0.20	ug/l	
75-69-4	Trichlorofluoromethane	ND	1.0	0.20	ug/l	
75-01-4	Vinyl chloride	ND	1.0	0.20	ug/l	
1330-20-7	Xylene (total)	2.7	2.0	0.46	ug/l	
	TPH-GRO (C6-C10)	633	50	25	ug/l	

CAS No.	Surrogate Recoveries	Run# 1	Run# 2	Limits
1868-53-7	Dibromofluoromethane	99%		60-130%

ND = Not detected      MDL - Method Detection Limit  
 RL = Reporting Limit  
 E = Indicates value exceeds calibration range

J = Indicates an estimated value  
 B = Indicates analyte found in associated method blank  
 N = Indicates presumptive evidence of a compound

## Report of Analysis

<b>Client Sample ID:</b> TB-1	<b>Date Sampled:</b> 09/13/12
<b>Lab Sample ID:</b> C23650-16	<b>Date Received:</b> 09/14/12
<b>Matrix:</b> AQ - Ground Water	<b>Percent Solids:</b> n/a
<b>Method:</b> SW846 8260B	
<b>Project:</b> T0600101592-9201 San Leandro Street, Oakland CA	

Run #	File ID	DF	Analyzed	By	Prep Date	Prep Batch	Analytical Batch
Run #1	N33762.D	1	09/18/12	TF	n/a	n/a	VN1082
Run #2							

Run #	Purge Volume
Run #1	10.0 ml
Run #2	

## VOA 8260 List

CAS No.	Compound	Result	RL	MDL	Units	Q
67-64-1	Acetone	ND	20	4.0	ug/l	
71-43-2	Benzene	ND	1.0	0.20	ug/l	
108-86-1	Bromobenzene	ND	1.0	0.20	ug/l	
74-97-5	Bromochloromethane	ND	1.0	0.20	ug/l	
75-27-4	Bromodichloromethane	ND	1.0	0.20	ug/l	
75-25-2	Bromoform	ND	1.0	0.22	ug/l	
104-51-8	n-Butylbenzene	ND	2.0	0.20	ug/l	
135-98-8	sec-Butylbenzene	ND	2.0	0.20	ug/l	
98-06-6	tert-Butylbenzene	ND	2.0	0.28	ug/l	
108-90-7	Chlorobenzene	ND	1.0	0.20	ug/l	
75-00-3	Chloroethane	ND	1.0	0.20	ug/l	
67-66-3	Chloroform	ND	1.0	0.20	ug/l	
95-49-8	o-Chlorotoluene	ND	2.0	0.20	ug/l	
106-43-4	p-Chlorotoluene	ND	2.0	0.26	ug/l	
56-23-5	Carbon tetrachloride	ND	1.0	0.20	ug/l	
75-34-3	1,1-Dichloroethane	ND	1.0	0.20	ug/l	
75-35-4	1,1-Dichloroethylene	ND	1.0	0.20	ug/l	
563-58-6	1,1-Dichloropropene	ND	1.0	0.20	ug/l	
96-12-8	1,2-Dibromo-3-chloropropane	ND	2.0	0.40	ug/l	
106-93-4	1,2-Dibromoethane	ND	1.0	0.20	ug/l	
107-06-2	1,2-Dichloroethane	ND	1.0	0.20	ug/l	
78-87-5	1,2-Dichloropropane	ND	1.0	0.20	ug/l	
142-28-9	1,3-Dichloropropane	ND	1.0	0.20	ug/l	
108-20-3	Di-Isopropyl ether	ND	2.0	0.22	ug/l	
594-20-7	2,2-Dichloropropane	ND	1.0	0.20	ug/l	
124-48-1	Dibromochloromethane	ND	1.0	0.20	ug/l	
75-71-8	Dichlorodifluoromethane <sup>a</sup>	ND	1.0	0.20	ug/l	
156-59-2	cis-1,2-Dichloroethylene	ND	1.0	0.20	ug/l	
10061-01-5	cis-1,3-Dichloropropene	ND	1.0	0.20	ug/l	
541-73-1	m-Dichlorobenzene	ND	1.0	0.20	ug/l	
95-50-1	o-Dichlorobenzene	ND	1.0	0.20	ug/l	
106-46-7	p-Dichlorobenzene	ND	1.0	0.20	ug/l	

ND = Not detected      MDL - Method Detection Limit  
 RL = Reporting Limit  
 E = Indicates value exceeds calibration range

J = Indicates an estimated value  
 B = Indicates analyte found in associated method blank  
 N = Indicates presumptive evidence of a compound

**Report of Analysis**

3.15  
3

<b>Client Sample ID:</b> E-12	<b>Date Sampled:</b> 09/13/12
<b>Lab Sample ID:</b> C23650-15	<b>Date Received:</b> 09/14/12
<b>Matrix:</b> AQ - Ground Water	<b>Percent Solids:</b> n/a
<b>Method:</b> SW846 8015B M SW846 3510C	
<b>Project:</b> T0600101592-9201 San Leandro Street, Oakland CA	

Run #	File ID	DF	Analyzed	By	Prep Date	Prep Batch	Analytical Batch
Run #1	GG36899.D	1	09/18/12	LB	09/17/12	OP6639	GGG981
Run #2							

Run #	Initial Volume	Final Volume
Run #1	1050 ml	1.0 ml
Run #2		

**TPH Extractable**

CAS No.	Compound	Result	RL	MDL	Units	Q
	TPH (Diesel) <sup>a</sup>	0.0888	0.095	0.048	mg/l	J
	TPH (Motor Oil)	ND	0.19	0.095	mg/l	

CAS No.	Surrogate Recoveries	Run# 1	Run# 2	Limits
630-01-3	Hexacosane	70%		45-140%

(a) Diesel pattern is not present; higher boiling gasoline compounds in Diesel range.

ND = Not detected      MDL - Method Detection Limit  
 RL = Reporting Limit  
 E = Indicates value exceeds calibration range

J = Indicates an estimated value  
 B = Indicates analyte found in associated method blank  
 N = Indicates presumptive evidence of a compound

### Report of Analysis

3.16  
3

<b>Client Sample ID:</b> TB-1		<b>Date Sampled:</b> 09/13/12
<b>Lab Sample ID:</b> C23650-16		<b>Date Received:</b> 09/14/12
<b>Matrix:</b> AQ - Ground Water		<b>Percent Solids:</b> n/a
<b>Method:</b> SW846 8260B		
<b>Project:</b> T0600101592-9201 San Leandro Street, Oakland CA		

**VOA 8260 List**

CAS No.	Compound	Result	RL	MDL	Units	Q
156-60-5	trans-1,2-Dichloroethylene	ND	1.0	0.20	ug/l	
10061-02-6	trans-1,3-Dichloropropene	ND	1.0	0.30	ug/l	
100-41-4	Ethylbenzene	ND	1.0	0.20	ug/l	
637-92-3	Ethyl Tert Butyl Ether	ND	2.0	0.22	ug/l	
591-78-6	2-Hexanone	ND	10	2.0	ug/l	
87-68-3	Hexachlorobutadiene	ND	2.0	0.20	ug/l	
98-82-8	Isopropylbenzene	ND	1.0	0.20	ug/l	
99-87-6	p-Isopropyltoluene	ND	2.0	0.20	ug/l	
108-10-1	4-Methyl-2-pentanone	ND	10	1.0	ug/l	
74-83-9	Methyl bromide	ND	2.0	0.20	ug/l	
74-87-3	Methyl chloride	ND	1.0	0.20	ug/l	
74-95-3	Methylene bromide	ND	1.0	0.20	ug/l	
75-09-2	Methylene chloride	ND	10	2.0	ug/l	
78-93-3	Methyl ethyl ketone	ND	10	2.0	ug/l	
1634-04-4	Methyl Tert Butyl Ether	ND	1.0	0.20	ug/l	
91-20-3	Naphthalene	ND	5.0	0.50	ug/l	
103-65-1	n-Propylbenzene	ND	2.0	0.20	ug/l	
100-42-5	Styrene	ND	1.0	0.20	ug/l	
994-05-8	Tert-Amyl Methyl Ether	ND	2.0	0.40	ug/l	
75-65-0	Tert-Butyl Alcohol	ND	10	2.4	ug/l	
630-20-6	1,1,1,2-Tetrachloroethane	ND	1.0	0.30	ug/l	
71-55-6	1,1,1-Trichloroethane	ND	1.0	0.20	ug/l	
79-34-5	1,1,2,2-Tetrachloroethane	ND	1.0	0.20	ug/l	
79-00-5	1,1,2-Trichloroethane	ND	1.0	0.22	ug/l	
87-61-6	1,2,3-Trichlorobenzene	ND	2.0	0.20	ug/l	
96-18-4	1,2,3-Trichloropropane	ND	2.0	0.20	ug/l	
120-82-1	1,2,4-Trichlorobenzene	ND	2.0	0.20	ug/l	
95-63-6	1,2,4-Trimethylbenzene	ND	2.0	0.20	ug/l	
108-67-8	1,3,5-Trimethylbenzene	ND	2.0	0.20	ug/l	
127-18-4	Tetrachloroethylene	ND	1.0	0.30	ug/l	
108-88-3	Toluene	ND	1.0	0.20	ug/l	
79-01-6	Trichloroethylene	ND	1.0	0.20	ug/l	
75-69-4	Trichlorofluoromethane	ND	1.0	0.20	ug/l	
75-01-4	Vinyl chloride	ND	1.0	0.20	ug/l	
1330-20-7	Xylene (total)	ND	2.0	0.46	ug/l	

CAS No.	Surrogate Recoveries	Run# 1	Run# 2	Limits
1868-53-7	Dibromofluoromethane	101%		60-130%
2037-26-5	Toluene-D8	99%		60-130%

ND = Not detected      MDL - Method Detection Limit  
 RL = Reporting Limit  
 E = Indicates value exceeds calibration range

J = Indicates an estimated value  
 B = Indicates analyte found in associated method blank  
 N = Indicates presumptive evidence of a compound

## Report of Analysis

3.16  
3

<b>Client Sample ID:</b> TB-1		<b>Date Sampled:</b> 09/13/12
<b>Lab Sample ID:</b> C23650-16		<b>Date Received:</b> 09/14/12
<b>Matrix:</b> AQ - Ground Water		<b>Percent Solids:</b> n/a
<b>Method:</b> SW846 8260B		
<b>Project:</b> T0600101592-9201 San Leandro Street, Oakland CA		

**VOA 8260 List**

CAS No.	Surrogate Recoveries	Run# 1	Run# 2	Limits
460-00-4	4-Bromofluorobenzene	93%		60-130%

(a) CCV outside of control limits (biased high); not detected in sample.

ND = Not detected      MDL - Method Detection Limit  
 RL = Reporting Limit  
 E = Indicates value exceeds calibration range

J = Indicates an estimated value  
 B = Indicates analyte found in associated method blank  
 N = Indicates presumptive evidence of a compound

**Misc. Forms**

---

**Custody Documents and Other Forms**

---

**Includes the following where applicable:**

- Chain of Custody



**BLAINE**  
TECH SERVICES, INC.

1680 ROGERS AVENUE  
SAN JOSE, CALIFORNIA 95112-1105  
FAX (408) 573-7771  
PHONE (408) 573-0855

SQRPCAPH2805

CONDUCT ANALYSIS TO DETECT

LAB ACCUTEST C23650

DHS #

ALL ANALYSES MUST MEET SPECIFICATIONS AND DETECTION LIMITS SET BY CALIFORNIA DHS AND

- EPA
- LIA
- OTHER
- RWQCB REGION

SPECIAL INSTRUCTIONS

Invoice and Report to : The Source Group

Attn: Paul Parmentier pparmentier@thesourcegroup.net  
(562)597-1055 ext106  
PO #: 04-PFT-001

Geotracker EDD files required

CHAIN OF CUSTODY  
BTS # 120913-PC1

CLIENT The Source Group

SITE Paco Pumps

9201 San Leandro St.

Oakland, CA

C = COMPOSITE ALL CONTAINERS

SAMPLE I.D.	DATE	TIME	MATERIAL SOLVENT	CONTAINERS TOTAL	TPH-g (8260B)	VOC's (8260B)	TPH-p / TPH-m (8015M)													ADDITIONAL INFORMATION	STATUS	CONDITION	LAB SAMPLE #	
AS-1D	9/13/12	1140	W	5	X	X	X																-1	
MU-1		1015		5	X	X	X																	-2
MU-2		1110		5	X	X	X																	-3
MU-3		1012		5	X	X	X																	-4
MU-4		1042		5	X	X	X																	-5
MU-5		1045		5	X	X	X																	-6
MU-6		1212		5	X	X	X																	-7
MU-7		1245		5	X	X	X																	-8
MU-8		1110		5	X	X	X																	-9
E-2		1320		5	X	X	X																	-10

SAMPLING COMPLETED DATE 9/13/12 TIME 1400 SAMPLING PERFORMED BY P. Loewig, S. Ortiz RESULTS NEEDED NO LATER THAN Standard TAT

RELEASED BY [Signature] DATE 9/13/12 TIME 1600 RECEIVED BY [Signature] DATE 9/13/12 TIME 1600

RELEASED BY [Signature] (Sample Custodian) DATE 9/14/12 TIME 1115 RECEIVED BY [Signature] DATE 9/14/12 TIME 1115

RELEASED BY [Signature] DATE 9/14/12 TIME 1330 RECEIVED BY [Signature] DATE 9-14-12 TIME 1344

SHIPPED VIA DATE SENT TIME SENT COOLER # 1-3

- ① 3.9-1.0 = 2.9°C
- ② 3.5-1.0 = 2.5°C
- ③ 4.7-1.0 = 3.7°C

page (1 of 2)

4.1 4

**BLAINE**  
TECH SERVICES, INC.

1680 ROGERS AVENUE  
SAN JOSE, CALIFORNIA 95112-1106  
FAX (408) 573-7771  
PHONE (408) 573-0356

CONDUCT ANALYSIS TO DETECT

LAB ACCUTEST C23650 DMS #

ALL ANALYSES MUST MEET SPECIFICATIONS AND DETECTION LIMITS SET BY CALIFORNIA DHS AND  
 EPA  RWQCB REGION  
 LIA  
 OTHER

CHAIN OF CUSTODY  
 BTS # 120913-961  
 CLIENT The Source Group  
 SITE Paco Pumps  
 9201 San Leandro St.  
 Oakland, CA

C = COMPOSITE ALL CONTAINERS

TPH-g (8260B)	VOCs (8260B)	TPH-p / TPH-mo (8015M)																
X	X	X																
X	X	X																
X	X	X																
X	X	X																
X	X	X																
	X																	

SPECIAL INSTRUCTIONS  
 Invoice and Report to : The Source Group  
 Attn: Paul Parmentier pparmentier@thesourcegroup.net  
 (562)597-1055 ext1106  
 PO #: 04-PFT-001  
 Geotracker EDD files required

SAMPLE I.D.	DATE	TIME	MATRIX Soil W-40	TOTAL	CONTAINERS	TPH-g (8260B)	VOCs (8260B)	TPH-p / TPH-mo (8015M)	ADD'L INFORMATION	STATUS	CONDITION	LAB SAMPLE #
E-3	9/13/12	12:55	W	5	MIX	X	X	X				-11
E-6		12:0		5		X	X	X				-12
E-7		12:00		5		X	X	X				-13
E-8		11:35		5		X	X	X				-14
E-12		12:45		5		X	X	X				-15
TS-1		08:00		3	NOA's		X					-16

SAMPLING COMPLETED	DATE	TIME	SAMPLING PERFORMED BY	RESULTS NEEDED	
	9/13/12	14:00	P. Grunth, S. Ortiz	NO LATER THAN Standard TAT	
RELEASED BY	DATE	TIME	RECEIVED BY	DATE	TIME
Petri	9/13/12	16:00	Petri (sc)	9/13/12	16:00
RELEASED BY	DATE	TIME	RECEIVED BY	DATE	TIME
Mike Moorhead	9/14/12	11:15	Mike Moorhead	9/14/12	11:15
RELEASED BY	DATE	TIME	RECEIVED BY	DATE	TIME
Mike Moorhead	9/14/12	13:30	Mike Moorhead	9-14-12	1344
SHIPPED VIA	DATE SENT	TIME SENT	COOLER #		

page (2 of 2)

4.1  
4



## Accutest Laboratories Sample Receipt Summary

Accutest Job Number: C23650      Client: THE SOURCE GROUP      Project: PACO PUMPS

Date / Time Received: 9/14/2012      Delivery Method: \_\_\_\_\_      Airbill #s: \_\_\_\_\_

Cooler Temps (Initial/Adjusted): #1: (3.9/2.9); #2: (3.5/2.5); #3: (4.7/3.7); 0

<u>Cooler Security</u>	<u>Y or N</u>	<u>Y or N</u>
1. Custody Seals Present:	<input checked="" type="checkbox"/>	<input checked="" type="checkbox"/>
2. Custody Seals Intact:	<input type="checkbox"/>	<input type="checkbox"/>
3. COC Present:	<input checked="" type="checkbox"/>	<input checked="" type="checkbox"/>
4. Smp Dates/Time OK:	<input checked="" type="checkbox"/>	<input checked="" type="checkbox"/>

<u>Cooler Temperature</u>	<u>Y or N</u>
1. Temp criteria achieved:	<input checked="" type="checkbox"/>
2. Cooler temp verification:	<input type="checkbox"/>
3. Cooler media:	<u>IR Gun</u>
4. No Coolers:	<u>Ice (Bag)</u>
	<u>3</u>

<u>Quality Control Preservation</u>	<u>Y</u>	<u>N</u>	<u>N/A</u>
1. Trip Blank present / cooler:	<input checked="" type="checkbox"/>	<input type="checkbox"/>	<input type="checkbox"/>
2. Trip Blank listed on COC:	<input checked="" type="checkbox"/>	<input type="checkbox"/>	<input type="checkbox"/>
3. Samples preserved properly:	<input checked="" type="checkbox"/>	<input type="checkbox"/>	<input type="checkbox"/>
4. VOCs headspace free:	<input checked="" type="checkbox"/>	<input type="checkbox"/>	<input type="checkbox"/>

<u>Sample Integrity - Documentation</u>	<u>Y</u>	<u>N</u>
1. Sample labels present on bottles:	<input checked="" type="checkbox"/>	<input type="checkbox"/>
2. Container labeling complete:	<input checked="" type="checkbox"/>	<input type="checkbox"/>
3. Sample container label / COC agree:	<input checked="" type="checkbox"/>	<input type="checkbox"/>

<u>Sample Integrity - Condition</u>	<u>Y</u>	<u>N</u>
1. Sample recvd within HT:	<input checked="" type="checkbox"/>	<input type="checkbox"/>
2. All containers accounted for:	<input checked="" type="checkbox"/>	<input type="checkbox"/>
3. Condition of sample:	<input type="checkbox"/>	<input type="checkbox"/>
	<u>Intact</u>	

<u>Sample Integrity - Instructions</u>	<u>Y</u>	<u>N</u>	<u>N/A</u>
1. Analysis requested is clear:	<input checked="" type="checkbox"/>	<input type="checkbox"/>	<input type="checkbox"/>
2. Bottles received for unspecified tests:	<input type="checkbox"/>	<input checked="" type="checkbox"/>	<input type="checkbox"/>
3. Sufficient volume recvd for analysis:	<input checked="" type="checkbox"/>	<input type="checkbox"/>	<input type="checkbox"/>
4. Compositing instructions clear:	<input type="checkbox"/>	<input type="checkbox"/>	<input checked="" type="checkbox"/>
5. Filtering instructions clear:	<input type="checkbox"/>	<input type="checkbox"/>	<input checked="" type="checkbox"/>

Comments

Accutest Laboratories  
V: 408.588.0200

2105 Lundy Avenue  
F: 408.588.0201

San Jose, CA 95131  
www.accutest.com

4.1  
4

## GC/MS Volatiles

---

5

## QC Data Summaries

---

**Includes the following where applicable:**

- Method Blank Summaries
- Blank Spike Summaries
- Matrix Spike and Duplicate Summaries

# Method Blank Summary

Job Number: C23650  
 Account: SGRPCAPH The Source Group  
 Project: T0600101592-9201 San Leandro Street, Oakland CA

Sample	File ID	DF	Analyzed	By	Prep Date	Prep Batch	Analytical Batch
VU246-MB	U6419.D	1	09/17/12	YP	n/a	n/a	VU246

The QC reported here applies to the following samples:

Method: SW846 8260B

C23650-1, C23650-2, C23650-3, C23650-4, C23650-5, C23650-6, C23650-7, C23650-8, C23650-9, C23650-10, C23650-11, C23650-12

CAS No.	Compound	Result	RL	MDL	Units	Q
67-64-1	Acetone	ND	20	4.0	ug/l	
71-43-2	Benzene	ND	1.0	0.20	ug/l	
108-86-1	Bromobenzene	ND	1.0	0.20	ug/l	
74-97-5	Bromochloromethane	ND	1.0	0.20	ug/l	
75-27-4	Bromodichloromethane	ND	1.0	0.20	ug/l	
75-25-2	Bromoform	ND	1.0	0.22	ug/l	
104-51-8	n-Butylbenzene	ND	2.0	0.20	ug/l	
135-98-8	sec-Butylbenzene	ND	2.0	0.20	ug/l	
98-06-6	tert-Butylbenzene	ND	2.0	0.28	ug/l	
108-90-7	Chlorobenzene	ND	1.0	0.20	ug/l	
75-00-3	Chloroethane	ND	1.0	0.20	ug/l	
67-66-3	Chloroform	ND	1.0	0.20	ug/l	
95-49-8	o-Chlorotoluene	ND	2.0	0.20	ug/l	
106-43-4	p-Chlorotoluene	ND	2.0	0.26	ug/l	
56-23-5	Carbon tetrachloride	ND	1.0	0.20	ug/l	
75-34-3	1,1-Dichloroethane	ND	1.0	0.20	ug/l	
75-35-4	1,1-Dichloroethylene	ND	1.0	0.20	ug/l	
563-58-6	1,1-Dichloropropene	ND	1.0	0.20	ug/l	
96-12-8	1,2-Dibromo-3-chloropropane	ND	2.0	0.40	ug/l	
106-93-4	1,2-Dibromoethane	ND	1.0	0.20	ug/l	
107-06-2	1,2-Dichloroethane	ND	1.0	0.20	ug/l	
78-87-5	1,2-Dichloropropane	ND	1.0	0.20	ug/l	
142-28-9	1,3-Dichloropropane	ND	1.0	0.20	ug/l	
108-20-3	Di-Isopropyl ether	ND	2.0	0.22	ug/l	
594-20-7	2,2-Dichloropropane	ND	1.0	0.20	ug/l	
124-48-1	Dibromochloromethane	ND	1.0	0.20	ug/l	
75-71-8	Dichlorodifluoromethane	ND	1.0	0.20	ug/l	
156-59-2	cis-1,2-Dichloroethylene	ND	1.0	0.20	ug/l	
10061-01-5	cis-1,3-Dichloropropene	ND	1.0	0.20	ug/l	
541-73-1	m-Dichlorobenzene	ND	1.0	0.20	ug/l	
95-50-1	o-Dichlorobenzene	ND	1.0	0.20	ug/l	
106-46-7	p-Dichlorobenzene	ND	1.0	0.20	ug/l	
156-60-5	trans-1,2-Dichloroethylene	ND	1.0	0.20	ug/l	
10061-02-6	trans-1,3-Dichloropropene	ND	1.0	0.30	ug/l	
100-41-4	Ethylbenzene	ND	1.0	0.20	ug/l	
637-92-3	Ethyl Tert Butyl Ether	ND	2.0	0.22	ug/l	

5.1.1  
5

## Method Blank Summary

Job Number: C23650  
Account: SGRPCAPH The Source Group  
Project: T0600101592-9201 San Leandro Street, Oakland CA

Sample	File ID	DF	Analyzed	By	Prep Date	Prep Batch	Analytical Batch
VU246-MB	U6419.D	1	09/17/12	YP	n/a	n/a	VU246

The QC reported here applies to the following samples:

Method: SW846 8260B

C23650-1, C23650-2, C23650-3, C23650-4, C23650-5, C23650-6, C23650-7, C23650-8, C23650-9, C23650-10, C23650-11, C23650-12

CAS No.	Compound	Result	RL	MDL	Units	Q
591-78-6	2-Hexanone	ND	10	2.0	ug/l	
87-68-3	Hexachlorobutadiene	ND	2.0	0.20	ug/l	
98-82-8	Isopropylbenzene	ND	1.0	0.20	ug/l	
99-87-6	p-Isopropyltoluene	ND	2.0	0.20	ug/l	
108-10-1	4-Methyl-2-pentanone	ND	10	1.0	ug/l	
74-83-9	Methyl bromide	ND	2.0	0.20	ug/l	
74-87-3	Methyl chloride	ND	1.0	0.20	ug/l	
74-95-3	Methylene bromide	ND	1.0	0.20	ug/l	
75-09-2	Methylene chloride	ND	10	2.0	ug/l	
78-93-3	Methyl ethyl ketone	ND	10	2.0	ug/l	
1634-04-4	Methyl Tert Butyl Ether	ND	1.0	0.20	ug/l	
91-20-3	Naphthalene	ND	5.0	0.50	ug/l	
103-65-1	n-Propylbenzene	ND	2.0	0.20	ug/l	
100-42-5	Styrene	ND	1.0	0.20	ug/l	
994-05-8	Tert-Amyl Methyl Ether	ND	2.0	0.40	ug/l	
75-65-0	Tert-Butyl Alcohol	ND	10	2.4	ug/l	
630-20-6	1,1,1,2-Tetrachloroethane	ND	1.0	0.30	ug/l	
71-55-6	1,1,1-Trichloroethane	ND	1.0	0.20	ug/l	
79-34-5	1,1,2,2-Tetrachloroethane	ND	1.0	0.20	ug/l	
79-00-5	1,1,2-Trichloroethane	ND	1.0	0.22	ug/l	
87-61-6	1,2,3-Trichlorobenzene	ND	2.0	0.20	ug/l	
96-18-4	1,2,3-Trichloropropane	ND	2.0	0.20	ug/l	
120-82-1	1,2,4-Trichlorobenzene	ND	2.0	0.20	ug/l	
95-63-6	1,2,4-Trimethylbenzene	ND	2.0	0.20	ug/l	
108-67-8	1,3,5-Trimethylbenzene	ND	2.0	0.20	ug/l	
127-18-4	Tetrachloroethylene	ND	1.0	0.30	ug/l	
108-88-3	Toluene	ND	1.0	0.20	ug/l	
79-01-6	Trichloroethylene	ND	1.0	0.20	ug/l	
75-69-4	Trichlorofluoromethane	ND	1.0	0.20	ug/l	
75-01-4	Vinyl chloride	ND	1.0	0.20	ug/l	
1330-20-7	Xylene (total)	ND	2.0	0.46	ug/l	
	TPH-GRO (C6-C10)	ND	50	25	ug/l	

# Method Blank Summary

Job Number: C23650  
Account: SGRPCAPH The Source Group  
Project: T0600101592-9201 San Leandro Street, Oakland CA

Sample	File ID	DF	Analyzed	By	Prep Date	Prep Batch	Analytical Batch
VU246-MB	U6419.D	1	09/17/12	YP	n/a	n/a	VU246

The QC reported here applies to the following samples:

Method: SW846 8260B

C23650-1, C23650-2, C23650-3, C23650-4, C23650-5, C23650-6, C23650-7, C23650-8, C23650-9, C23650-10, C23650-11, C23650-12

CAS No.	Surrogate Recoveries		Limits
1868-53-7	Dibromofluoromethane	101%	60-130%
2037-26-5	Toluene-D8	96%	60-130%
460-00-4	4-Bromofluorobenzene	88%	60-130%

5.1.1  
5

# Method Blank Summary

Job Number: C23650  
 Account: SGRPCAPH The Source Group  
 Project: T0600101592-9201 San Leandro Street, Oakland CA

Sample	File ID	DF	Analyzed	By	Prep Date	Prep Batch	Analytical Batch
VW1165-MB	W33450.D	1	09/17/12	KN	n/a	n/a	VW1165

The QC reported here applies to the following samples:

Method: SW846 8260B

C23650-13, C23650-15

CAS No.	Compound	Result	RL	MDL	Units	Q
67-64-1	Acetone	ND	20	4.0	ug/l	
71-43-2	Benzene	ND	1.0	0.20	ug/l	
108-86-1	Bromobenzene	ND	1.0	0.20	ug/l	
74-97-5	Bromochloromethane	ND	1.0	0.20	ug/l	
75-27-4	Bromodichloromethane	ND	1.0	0.20	ug/l	
75-25-2	Bromoform	ND	1.0	0.22	ug/l	
104-51-8	n-Butylbenzene	ND	2.0	0.20	ug/l	
135-98-8	sec-Butylbenzene	ND	2.0	0.20	ug/l	
98-06-6	tert-Butylbenzene	ND	2.0	0.28	ug/l	
108-90-7	Chlorobenzene	ND	1.0	0.20	ug/l	
75-00-3	Chloroethane	ND	1.0	0.20	ug/l	
67-66-3	Chloroform	ND	1.0	0.20	ug/l	
95-49-8	o-Chlorotoluene	ND	2.0	0.20	ug/l	
106-43-4	p-Chlorotoluene	ND	2.0	0.26	ug/l	
56-23-5	Carbon tetrachloride	ND	1.0	0.20	ug/l	
75-34-3	1,1-Dichloroethane	ND	1.0	0.20	ug/l	
75-35-4	1,1-Dichloroethylene	ND	1.0	0.20	ug/l	
563-58-6	1,1-Dichloropropene	ND	1.0	0.20	ug/l	
96-12-8	1,2-Dibromo-3-chloropropane	ND	2.0	0.40	ug/l	
106-93-4	1,2-Dibromoethane	ND	1.0	0.20	ug/l	
107-06-2	1,2-Dichloroethane	ND	1.0	0.20	ug/l	
78-87-5	1,2-Dichloropropane	ND	1.0	0.20	ug/l	
142-28-9	1,3-Dichloropropane	ND	1.0	0.20	ug/l	
108-20-3	Di-Isopropyl ether	ND	2.0	0.22	ug/l	
594-20-7	2,2-Dichloropropane	ND	1.0	0.20	ug/l	
124-48-1	Dibromochloromethane	ND	1.0	0.20	ug/l	
75-71-8	Dichlorodifluoromethane	ND	1.0	0.20	ug/l	
156-59-2	cis-1,2-Dichloroethylene	ND	1.0	0.20	ug/l	
10061-01-5	cis-1,3-Dichloropropene	ND	1.0	0.20	ug/l	
541-73-1	m-Dichlorobenzene	ND	1.0	0.20	ug/l	
95-50-1	o-Dichlorobenzene	ND	1.0	0.20	ug/l	
106-46-7	p-Dichlorobenzene	ND	1.0	0.20	ug/l	
156-60-5	trans-1,2-Dichloroethylene	ND	1.0	0.20	ug/l	
10061-02-6	trans-1,3-Dichloropropene	ND	1.0	0.30	ug/l	
100-41-4	Ethylbenzene	ND	1.0	0.20	ug/l	
637-92-3	Ethyl Tert Butyl Ether	ND	2.0	0.22	ug/l	

5.1.2  
5



# Method Blank Summary

Job Number: C23650  
 Account: SGRPCAPH The Source Group  
 Project: T0600101592-9201 San Leandro Street, Oakland CA

Sample	File ID	DF	Analyzed	By	Prep Date	Prep Batch	Analytical Batch
VW1165-MB	W33450.D	1	09/17/12	KN	n/a	n/a	VW1165

The QC reported here applies to the following samples:

Method: SW846 8260B

C23650-13, C23650-15

CAS No.	Compound	Result	RL	MDL	Units	Q
591-78-6	2-Hexanone	ND	10	2.0	ug/l	
87-68-3	Hexachlorobutadiene	ND	2.0	0.20	ug/l	
98-82-8	Isopropylbenzene	ND	1.0	0.20	ug/l	
99-87-6	p-Isopropyltoluene	ND	2.0	0.20	ug/l	
108-10-1	4-Methyl-2-pentanone	ND	10	1.0	ug/l	
74-83-9	Methyl bromide	ND	2.0	0.20	ug/l	
74-87-3	Methyl chloride	ND	1.0	0.20	ug/l	
74-95-3	Methylene bromide	ND	1.0	0.20	ug/l	
75-09-2	Methylene chloride	ND	10	2.0	ug/l	
78-93-3	Methyl ethyl ketone	ND	10	2.0	ug/l	
1634-04-4	Methyl Tert Butyl Ether	ND	1.0	0.20	ug/l	
91-20-3	Naphthalene	ND	5.0	0.50	ug/l	
103-65-1	n-Propylbenzene	ND	2.0	0.20	ug/l	
100-42-5	Styrene	ND	1.0	0.20	ug/l	
994-05-8	Tert-Amyl Methyl Ether	ND	2.0	0.40	ug/l	
75-65-0	Tert-Butyl Alcohol	ND	10	2.4	ug/l	
630-20-6	1,1,1,2-Tetrachloroethane	ND	1.0	0.30	ug/l	
71-55-6	1,1,1-Trichloroethane	ND	1.0	0.20	ug/l	
79-34-5	1,1,2,2-Tetrachloroethane	ND	1.0	0.20	ug/l	
79-00-5	1,1,2-Trichloroethane	ND	1.0	0.22	ug/l	
87-61-6	1,2,3-Trichlorobenzene	ND	2.0	0.20	ug/l	
96-18-4	1,2,3-Trichloropropane	ND	2.0	0.20	ug/l	
120-82-1	1,2,4-Trichlorobenzene	ND	2.0	0.20	ug/l	
95-63-6	1,2,4-Trimethylbenzene	ND	2.0	0.20	ug/l	
108-67-8	1,3,5-Trimethylbenzene	ND	2.0	0.20	ug/l	
127-18-4	Tetrachloroethylene	ND	1.0	0.30	ug/l	
108-88-3	Toluene	ND	1.0	0.20	ug/l	
79-01-6	Trichloroethylene	ND	1.0	0.20	ug/l	
75-69-4	Trichlorofluoromethane	ND	1.0	0.20	ug/l	
75-01-4	Vinyl chloride	ND	1.0	0.20	ug/l	
1330-20-7	Xylene (total)	ND	2.0	0.46	ug/l	
	TPH-GRO (C6-C10)	ND	50	25	ug/l	

5.1.2  
5

# Method Blank Summary

Job Number: C23650  
Account: SGRPCAPH The Source Group  
Project: T0600101592-9201 San Leandro Street, Oakland CA

Sample	File ID	DF	Analyzed	By	Prep Date	Prep Batch	Analytical Batch
VW1165-MB	W33450.D	1	09/17/12	KN	n/a	n/a	VW1165

The QC reported here applies to the following samples:

Method: SW846 8260B

C23650-13, C23650-15

CAS No.	Surrogate Recoveries		Limits
1868-53-7	Dibromofluoromethane	100%	60-130%
2037-26-5	Toluene-D8	103%	60-130%
460-00-4	4-Bromofluorobenzene	100%	60-130%

5.1.2  
5

# Method Blank Summary

Job Number: C23650  
 Account: SGRPCAPH The Source Group  
 Project: T0600101592-9201 San Leandro Street, Oakland CA

Sample	File ID	DF	Analyzed	By	Prep Date	Prep Batch	Analytical Batch
VN1082-MB	N33753.D	1	09/18/12	TF	n/a	n/a	VN1082

The QC reported here applies to the following samples:

Method: SW846 8260B

C23650-16

CAS No.	Compound	Result	RL	MDL	Units	Q
67-64-1	Acetone	ND	20	4.0	ug/l	
71-43-2	Benzene	ND	1.0	0.20	ug/l	
108-86-1	Bromobenzene	ND	1.0	0.20	ug/l	
74-97-5	Bromochloromethane	ND	1.0	0.20	ug/l	
75-27-4	Bromodichloromethane	ND	1.0	0.20	ug/l	
75-25-2	Bromoform	ND	1.0	0.22	ug/l	
104-51-8	n-Butylbenzene	ND	2.0	0.20	ug/l	
135-98-8	sec-Butylbenzene	ND	2.0	0.20	ug/l	
98-06-6	tert-Butylbenzene	ND	2.0	0.28	ug/l	
108-90-7	Chlorobenzene	ND	1.0	0.20	ug/l	
75-00-3	Chloroethane	ND	1.0	0.20	ug/l	
67-66-3	Chloroform	ND	1.0	0.20	ug/l	
95-49-8	o-Chlorotoluene	ND	2.0	0.20	ug/l	
106-43-4	p-Chlorotoluene	ND	2.0	0.26	ug/l	
56-23-5	Carbon tetrachloride	ND	1.0	0.20	ug/l	
75-34-3	1,1-Dichloroethane	ND	1.0	0.20	ug/l	
75-35-4	1,1-Dichloroethylene	ND	1.0	0.20	ug/l	
563-58-6	1,1-Dichloropropene	ND	1.0	0.20	ug/l	
96-12-8	1,2-Dibromo-3-chloropropane	ND	2.0	0.40	ug/l	
106-93-4	1,2-Dibromoethane	ND	1.0	0.20	ug/l	
107-06-2	1,2-Dichloroethane	ND	1.0	0.20	ug/l	
78-87-5	1,2-Dichloropropane	ND	1.0	0.20	ug/l	
142-28-9	1,3-Dichloropropane	ND	1.0	0.20	ug/l	
108-20-3	Di-Isopropyl ether	ND	2.0	0.22	ug/l	
594-20-7	2,2-Dichloropropane	ND	1.0	0.20	ug/l	
124-48-1	Dibromochloromethane	ND	1.0	0.20	ug/l	
75-71-8	Dichlorodifluoromethane	ND	1.0	0.20	ug/l	
156-59-2	cis-1,2-Dichloroethylene	ND	1.0	0.20	ug/l	
10061-01-5	cis-1,3-Dichloropropene	ND	1.0	0.20	ug/l	
541-73-1	m-Dichlorobenzene	ND	1.0	0.20	ug/l	
95-50-1	o-Dichlorobenzene	ND	1.0	0.20	ug/l	
106-46-7	p-Dichlorobenzene	ND	1.0	0.20	ug/l	
156-60-5	trans-1,2-Dichloroethylene	ND	1.0	0.20	ug/l	
10061-02-6	trans-1,3-Dichloropropene	ND	1.0	0.30	ug/l	
100-41-4	Ethylbenzene	ND	1.0	0.20	ug/l	
637-92-3	Ethyl Tert Butyl Ether	ND	2.0	0.22	ug/l	

5.1.3  
5

# Method Blank Summary

Job Number: C23650  
 Account: SGRPCAPH The Source Group  
 Project: T0600101592-9201 San Leandro Street, Oakland CA

Sample	File ID	DF	Analyzed	By	Prep Date	Prep Batch	Analytical Batch
VN1082-MB	N33753.D	1	09/18/12	TF	n/a	n/a	VN1082

The QC reported here applies to the following samples:

Method: SW846 8260B

C23650-16

CAS No.	Compound	Result	RL	MDL	Units	Q
591-78-6	2-Hexanone	ND	10	2.0	ug/l	
87-68-3	Hexachlorobutadiene	ND	2.0	0.20	ug/l	
98-82-8	Isopropylbenzene	ND	1.0	0.20	ug/l	
99-87-6	p-Isopropyltoluene	ND	2.0	0.20	ug/l	
108-10-1	4-Methyl-2-pentanone	ND	10	1.0	ug/l	
74-83-9	Methyl bromide	ND	2.0	0.20	ug/l	
74-87-3	Methyl chloride	ND	1.0	0.20	ug/l	
74-95-3	Methylene bromide	ND	1.0	0.20	ug/l	
75-09-2	Methylene chloride	ND	10	2.0	ug/l	
78-93-3	Methyl ethyl ketone	ND	10	2.0	ug/l	
1634-04-4	Methyl Tert Butyl Ether	ND	1.0	0.20	ug/l	
91-20-3	Naphthalene	ND	5.0	0.50	ug/l	
103-65-1	n-Propylbenzene	ND	2.0	0.20	ug/l	
100-42-5	Styrene	ND	1.0	0.20	ug/l	
994-05-8	Tert-Amyl Methyl Ether	ND	2.0	0.40	ug/l	
75-65-0	Tert-Butyl Alcohol	ND	10	2.4	ug/l	
630-20-6	1,1,1,2-Tetrachloroethane	ND	1.0	0.30	ug/l	
71-55-6	1,1,1-Trichloroethane	ND	1.0	0.20	ug/l	
79-34-5	1,1,2,2-Tetrachloroethane	ND	1.0	0.20	ug/l	
79-00-5	1,1,2-Trichloroethane	ND	1.0	0.22	ug/l	
87-61-6	1,2,3-Trichlorobenzene	ND	2.0	0.20	ug/l	
96-18-4	1,2,3-Trichloropropane	ND	2.0	0.20	ug/l	
120-82-1	1,2,4-Trichlorobenzene	ND	2.0	0.20	ug/l	
95-63-6	1,2,4-Trimethylbenzene	ND	2.0	0.20	ug/l	
108-67-8	1,3,5-Trimethylbenzene	ND	2.0	0.20	ug/l	
127-18-4	Tetrachloroethylene	ND	1.0	0.30	ug/l	
108-88-3	Toluene	ND	1.0	0.20	ug/l	
79-01-6	Trichloroethylene	ND	1.0	0.20	ug/l	
75-69-4	Trichlorofluoromethane	ND	1.0	0.20	ug/l	
75-01-4	Vinyl chloride	ND	1.0	0.20	ug/l	
1330-20-7	Xylene (total)	ND	2.0	0.46	ug/l	

CAS No.	Surrogate Recoveries	Limits
1868-53-7	Dibromofluoromethane	104% 60-130%

5.1.3  
5

# Method Blank Summary

Job Number: C23650  
Account: SGRPCAPH The Source Group  
Project: T0600101592-9201 San Leandro Street, Oakland CA

Sample	File ID	DF	Analyzed	By	Prep Date	Prep Batch	Analytical Batch
VN1082-MB	N33753.D	1	09/18/12	TF	n/a	n/a	VN1082

The QC reported here applies to the following samples:

Method: SW846 8260B

C23650-16

CAS No.	Surrogate Recoveries		Limits
2037-26-5	Toluene-D8	100%	60-130%
460-00-4	4-Bromofluorobenzene	97%	60-130%

5.1.3  
5

# Method Blank Summary

Job Number: C23650  
Account: SGRPCAPH The Source Group  
Project: T0600101592-9201 San Leandro Street, Oakland CA

Sample	File ID	DF	Analyzed	By	Prep Date	Prep Batch	Analytical Batch
VW1166-MB	W33497.D	1	09/18/12	KN	n/a	n/a	VW1166

The QC reported here applies to the following samples:

Method: SW846 8260B

C23650-14

CAS No.	Compound	Result	RL	MDL	Units	Q
67-64-1	Acetone	ND	20	4.0	ug/l	
71-43-2	Benzene	ND	1.0	0.20	ug/l	
108-86-1	Bromobenzene	ND	1.0	0.20	ug/l	
74-97-5	Bromochloromethane	ND	1.0	0.20	ug/l	
75-27-4	Bromodichloromethane	ND	1.0	0.20	ug/l	
75-25-2	Bromoform	ND	1.0	0.22	ug/l	
104-51-8	n-Butylbenzene	ND	2.0	0.20	ug/l	
135-98-8	sec-Butylbenzene	ND	2.0	0.20	ug/l	
98-06-6	tert-Butylbenzene	ND	2.0	0.28	ug/l	
108-90-7	Chlorobenzene	ND	1.0	0.20	ug/l	
75-00-3	Chloroethane	ND	1.0	0.20	ug/l	
67-66-3	Chloroform	ND	1.0	0.20	ug/l	
95-49-8	o-Chlorotoluene	ND	2.0	0.20	ug/l	
106-43-4	p-Chlorotoluene	ND	2.0	0.26	ug/l	
56-23-5	Carbon tetrachloride	ND	1.0	0.20	ug/l	
75-34-3	1,1-Dichloroethane	ND	1.0	0.20	ug/l	
75-35-4	1,1-Dichloroethylene	ND	1.0	0.20	ug/l	
563-58-6	1,1-Dichloropropene	ND	1.0	0.20	ug/l	
96-12-8	1,2-Dibromo-3-chloropropane	ND	2.0	0.40	ug/l	
106-93-4	1,2-Dibromoethane	ND	1.0	0.20	ug/l	
107-06-2	1,2-Dichloroethane	ND	1.0	0.20	ug/l	
78-87-5	1,2-Dichloropropane	ND	1.0	0.20	ug/l	
142-28-9	1,3-Dichloropropane	ND	1.0	0.20	ug/l	
108-20-3	Di-Isopropyl ether	ND	2.0	0.22	ug/l	
594-20-7	2,2-Dichloropropane	ND	1.0	0.20	ug/l	
124-48-1	Dibromochloromethane	ND	1.0	0.20	ug/l	
75-71-8	Dichlorodifluoromethane	ND	1.0	0.20	ug/l	
156-59-2	cis-1,2-Dichloroethylene	ND	1.0	0.20	ug/l	
10061-01-5	cis-1,3-Dichloropropene	ND	1.0	0.20	ug/l	
541-73-1	m-Dichlorobenzene	ND	1.0	0.20	ug/l	
95-50-1	o-Dichlorobenzene	ND	1.0	0.20	ug/l	
106-46-7	p-Dichlorobenzene	ND	1.0	0.20	ug/l	
156-60-5	trans-1,2-Dichloroethylene	ND	1.0	0.20	ug/l	
10061-02-6	trans-1,3-Dichloropropene	ND	1.0	0.30	ug/l	
100-41-4	Ethylbenzene	ND	1.0	0.20	ug/l	
637-92-3	Ethyl Tert Butyl Ether	ND	2.0	0.22	ug/l	

# Method Blank Summary

Job Number: C23650  
 Account: SGRPCAPH The Source Group  
 Project: T0600101592-9201 San Leandro Street, Oakland CA

Sample	File ID	DF	Analyzed	By	Prep Date	Prep Batch	Analytical Batch
VW1166-MB	W33497.D	1	09/18/12	KN	n/a	n/a	VW1166

The QC reported here applies to the following samples:

Method: SW846 8260B

C23650-14

CAS No.	Compound	Result	RL	MDL	Units	Q
591-78-6	2-Hexanone	ND	10	2.0	ug/l	
87-68-3	Hexachlorobutadiene	ND	2.0	0.20	ug/l	
98-82-8	Isopropylbenzene	ND	1.0	0.20	ug/l	
99-87-6	p-Isopropyltoluene	ND	2.0	0.20	ug/l	
108-10-1	4-Methyl-2-pentanone	ND	10	1.0	ug/l	
74-83-9	Methyl bromide	ND	2.0	0.20	ug/l	
74-87-3	Methyl chloride	ND	1.0	0.20	ug/l	
74-95-3	Methylene bromide	ND	1.0	0.20	ug/l	
75-09-2	Methylene chloride	ND	10	2.0	ug/l	
78-93-3	Methyl ethyl ketone	ND	10	2.0	ug/l	
1634-04-4	Methyl Tert Butyl Ether	ND	1.0	0.20	ug/l	
91-20-3	Naphthalene	ND	5.0	0.50	ug/l	
103-65-1	n-Propylbenzene	ND	2.0	0.20	ug/l	
100-42-5	Styrene	ND	1.0	0.20	ug/l	
994-05-8	Tert-Amyl Methyl Ether	ND	2.0	0.40	ug/l	
75-65-0	Tert-Butyl Alcohol	ND	10	2.4	ug/l	
630-20-6	1,1,1,2-Tetrachloroethane	ND	1.0	0.30	ug/l	
71-55-6	1,1,1-Trichloroethane	ND	1.0	0.20	ug/l	
79-34-5	1,1,2,2-Tetrachloroethane	ND	1.0	0.20	ug/l	
79-00-5	1,1,2-Trichloroethane	ND	1.0	0.22	ug/l	
87-61-6	1,2,3-Trichlorobenzene	ND	2.0	0.20	ug/l	
96-18-4	1,2,3-Trichloropropane	ND	2.0	0.20	ug/l	
120-82-1	1,2,4-Trichlorobenzene	ND	2.0	0.20	ug/l	
95-63-6	1,2,4-Trimethylbenzene	ND	2.0	0.20	ug/l	
108-67-8	1,3,5-Trimethylbenzene	ND	2.0	0.20	ug/l	
127-18-4	Tetrachloroethylene	ND	1.0	0.30	ug/l	
108-88-3	Toluene	ND	1.0	0.20	ug/l	
79-01-6	Trichloroethylene	ND	1.0	0.20	ug/l	
75-69-4	Trichlorofluoromethane	ND	1.0	0.20	ug/l	
75-01-4	Vinyl chloride	ND	1.0	0.20	ug/l	
1330-20-7	Xylene (total)	ND	2.0	0.46	ug/l	
	TPH-GRO (C6-C10)	ND	50	25	ug/l	

5.1.4  
5

# Method Blank Summary

Job Number: C23650  
Account: SGRPCAPH The Source Group  
Project: T0600101592-9201 San Leandro Street, Oakland CA

Sample	File ID	DF	Analyzed	By	Prep Date	Prep Batch	Analytical Batch
VW1166-MB	W33497.D	1	09/18/12	KN	n/a	n/a	VW1166

The QC reported here applies to the following samples:

Method: SW846 8260B

C23650-14

CAS No.	Surrogate Recoveries		Limits
1868-53-7	Dibromofluoromethane	101%	60-130%
2037-26-5	Toluene-D8	102%	60-130%
460-00-4	4-Bromofluorobenzene	99%	60-130%

5.1.4

5



# Blank Spike/Blank Spike Duplicate Summary

Job Number: C23650  
 Account: SGRPCAPH The Source Group  
 Project: T0600101592-9201 San Leandro Street, Oakland CA

Sample	File ID	DF	Analyzed	By	Prep Date	Prep Batch	Analytical Batch
VW1165-BS	W33447.D	1	09/17/12	KN	n/a	n/a	VW1165
VW1165-BSD	W33448.D	1	09/17/12	KN	n/a	n/a	VW1165

The QC reported here applies to the following samples:

Method: SW846 8260B

C23650-13, C23650-15

CAS No.	Compound	Spike ug/l	BSP ug/l	BSP %	BSD ug/l	BSD %	RPD	Limits Rec/RPD
67-64-1	Acetone	80	63.8	80	62.2	78	3	60-130/30
71-43-2	Benzene	20	17.3	87	19.6	98	12	60-130/30
108-86-1	Bromobenzene	20	17.5	88	19.2	96	9	60-130/30
74-97-5	Bromochloromethane	20	18.7	94	20.5	103	9	60-130/30
75-27-4	Bromodichloromethane	20	18.3	92	19.0	95	4	60-130/30
75-25-2	Bromoform	20	20.1	101	20.4	102	1	60-130/30
104-51-8	n-Butylbenzene	20	16.2	81	18.3	92	12	60-130/30
135-98-8	sec-Butylbenzene	20	16.5	83	18.8	94	13	60-130/30
98-06-6	tert-Butylbenzene	20	16.4	82	18.7	94	13	60-130/30
108-90-7	Chlorobenzene	20	17.3	87	19.3	97	11	60-130/30
75-00-3	Chloroethane	20	17.4	87	18.3	92	5	60-130/30
67-66-3	Chloroform	20	18.0	90	19.6	98	9	60-130/30
95-49-8	o-Chlorotoluene	20	18.3	92	19.6	98	7	60-130/30
106-43-4	p-Chlorotoluene	20	15.8	79	18.4	92	15	60-130/30
56-23-5	Carbon tetrachloride	20	17.8	89	19.8	99	11	60-130/30
75-34-3	1,1-Dichloroethane	20	17.7	89	20.1	101	13	60-130/30
75-35-4	1,1-Dichloroethylene	20	17.3	87	20.0	100	14	60-130/30
563-58-6	1,1-Dichloropropene	20	17.6	88	19.6	98	11	60-130/30
96-12-8	1,2-Dibromo-3-chloropropane	20	21.0	105	19.8	99	6	60-130/30
106-93-4	1,2-Dibromoethane	20	19.6	98	19.9	100	2	60-130/30
107-06-2	1,2-Dichloroethane	20	19.7	99	20.3	102	3	60-130/30
78-87-5	1,2-Dichloropropane	20	18.3	92	20.2	101	10	60-130/30
142-28-9	1,3-Dichloropropane	20	19.3	97	20.0	100	4	60-130/30
108-20-3	Di-Isopropyl ether	20	17.8	89	19.3	97	8	60-130/30
594-20-7	2,2-Dichloropropane	20	17.7	89	19.5	98	10	60-130/30
124-48-1	Dibromochloromethane	20	19.3	97	20.2	101	5	60-130/30
75-71-8	Dichlorodifluoromethane	20	15.4	77	15.3	77	1	60-130/30
156-59-2	cis-1,2-Dichloroethylene	20	17.7	89	19.9	100	12	60-130/30
10061-01-5	cis-1,3-Dichloropropene	20	19.0	95	20.0	100	5	60-130/30
541-73-1	m-Dichlorobenzene	20	16.7	84	18.5	93	10	60-130/30
95-50-1	o-Dichlorobenzene	20	17.1	86	18.2	91	6	60-130/30
106-46-7	p-Dichlorobenzene	20	16.8	84	18.5	93	10	60-130/30
156-60-5	trans-1,2-Dichloroethylene	20	17.8	89	20.5	103	14	60-130/30
10061-02-6	trans-1,3-Dichloropropene	20	18.5	93	18.9	95	2	60-130/30
100-41-4	Ethylbenzene	20	17.1	86	19.3	97	12	60-130/30
637-92-3	Ethyl Tert Butyl Ether	20	19.9	100	21.0	105	5	60-130/30

\* = Outside of Control Limits.

5.2.1  
 5

# Blank Spike/Blank Spike Duplicate Summary

Job Number: C23650  
 Account: SGRPCAPH The Source Group  
 Project: T0600101592-9201 San Leandro Street, Oakland CA

Sample	File ID	DF	Analyzed	By	Prep Date	Prep Batch	Analytical Batch
VW1165-BS	W33447.D	1	09/17/12	KN	n/a	n/a	VW1165
VW1165-BSD	W33448.D	1	09/17/12	KN	n/a	n/a	VW1165

The QC reported here applies to the following samples:

Method: SW846 8260B

C23650-13, C23650-15

CAS No.	Compound	Spike ug/l	BSP ug/l	BSP %	BSD ug/l	BSD %	RPD	Limits Rec/RPD
591-78-6	2-Hexanone	80	79.7	100	75.4	94	6	60-130/30
87-68-3	Hexachlorobutadiene	20	15.1	76	16.5	83	9	60-130/30
98-82-8	Isopropylbenzene	20	14.6	73	16.6	83	13	60-130/30
99-87-6	p-Isopropyltoluene	20	15.3	77	17.5	88	13	60-130/30
108-10-1	4-Methyl-2-pentanone	80	77.4	97	73.2	92	6	60-130/30
74-83-9	Methyl bromide	20	17.5	88	18.2	91	4	60-130/30
74-87-3	Methyl chloride	20	16.2	81	17.2	86	6	60-130/30
74-95-3	Methylene bromide	20	18.8	94	19.7	99	5	60-130/30
75-09-2	Methylene chloride	20	14.1	71	16.1	81	13	60-130/30
78-93-3	Methyl ethyl ketone	80	76.2	95	73.1	91	4	60-130/30
1634-04-4	Methyl Tert Butyl Ether	20	19.9	100	20.4	102	2	60-130/30
91-20-3	Naphthalene	20	17.5	88	17.3	87	1	60-130/30
103-65-1	n-Propylbenzene	20	16.5	83	18.8	94	13	60-130/30
100-42-5	Styrene	20	18.1	91	19.7	99	8	60-130/30
994-05-8	Tert-Amyl Methyl Ether	20	19.0	95	19.9	100	5	60-130/30
75-65-0	Tert-Butyl Alcohol	100	102	102	98.6	99	3	60-130/30
630-20-6	1,1,1,2-Tetrachloroethane	20	18.6	93	20.3	102	9	60-130/30
71-55-6	1,1,1-Trichloroethane	20	17.6	88	19.9	100	12	60-130/30
79-34-5	1,1,2,2-Tetrachloroethane	20	20.2	101	20.5	103	1	60-130/30
79-00-5	1,1,2-Trichloroethane	20	19.7	99	20.0	100	2	60-130/30
87-61-6	1,2,3-Trichlorobenzene	20	16.7	84	17.2	86	3	60-130/30
96-18-4	1,2,3-Trichloropropane	20	18.7	94	18.4	92	2	60-130/30
120-82-1	1,2,4-Trichlorobenzene	20	15.5	78	16.1	81	4	60-130/30
95-63-6	1,2,4-Trimethylbenzene	20	17.2	86	19.1	96	10	60-130/30
108-67-8	1,3,5-Trimethylbenzene	20	17.6	88	19.8	99	12	60-130/30
127-18-4	Tetrachloroethylene	20	17.1	86	19.4	97	13	60-130/30
108-88-3	Toluene	20	17.5	88	19.5	98	11	60-130/30
79-01-6	Trichloroethylene	20	17.3	87	19.3	97	11	60-130/30
75-69-4	Trichlorofluoromethane	20	18.6	93	18.3	92	2	60-130/30
75-01-4	Vinyl chloride	20	19.2	96	19.9	100	4	60-130/30
1330-20-7	Xylene (total)	60	51.2	85	57.3	96	11	60-130/30

CAS No.	Surrogate Recoveries	BSP	BSD	Limits
1868-53-7	Dibromofluoromethane	103%	101%	60-130%

\* = Outside of Control Limits.

5.2.1  
**5**

# Blank Spike/Blank Spike Duplicate Summary

Job Number: C23650  
Account: SGRPCAPH The Source Group  
Project: T0600101592-9201 San Leandro Street, Oakland CA

Sample	File ID	DF	Analyzed	By	Prep Date	Prep Batch	Analytical Batch
VW1165-BS	W33447.D	1	09/17/12	KN	n/a	n/a	VW1165
VW1165-BSD	W33448.D	1	09/17/12	KN	n/a	n/a	VW1165

The QC reported here applies to the following samples:

Method: SW846 8260B

C23650-13, C23650-15

CAS No.	Surrogate Recoveries	BSP	BSD	Limits
2037-26-5	Toluene-D8	102%	100%	60-130%
460-00-4	4-Bromofluorobenzene	103%	101%	60-130%

\* = Outside of Control Limits.

5.2.1

5

# Blank Spike/Blank Spike Duplicate Summary

Job Number: C23650  
 Account: SGRPCAPH The Source Group  
 Project: T0600101592-9201 San Leandro Street, Oakland CA

Sample	File ID	DF	Analyzed	By	Prep Date	Prep Batch	Analytical Batch
VU246-BS	U6416.D	1	09/17/12	YP	n/a	n/a	VU246
VU246-BSD	U6422.D	1	09/17/12	YP	n/a	n/a	VU246

The QC reported here applies to the following samples:

Method: SW846 8260B

C23650-1, C23650-2, C23650-3, C23650-4, C23650-5, C23650-6, C23650-7, C23650-8, C23650-9, C23650-10, C23650-11, C23650-12

CAS No.	Compound	Spike ug/l	BSP ug/l	BSP %	BSD ug/l	BSD %	RPD	Limits Rec/RPD
67-64-1	Acetone	80	60.7	76	61.9	77	2	60-130/30
71-43-2	Benzene	20	19.1	96	19.4	97	2	60-130/30
108-86-1	Bromobenzene	20	19.2	96	19.3	97	1	60-130/30
74-97-5	Bromochloromethane	20	19.3	97	19.6	98	2	60-130/30
75-27-4	Bromodichloromethane	20	19.0	95	19.3	97	2	60-130/30
75-25-2	Bromoform	20	20.0	100	19.5	98	3	60-130/30
104-51-8	n-Butylbenzene	20	19.7	99	19.2	96	3	60-130/30
135-98-8	sec-Butylbenzene	20	19.8	99	19.4	97	2	60-130/30
98-06-6	tert-Butylbenzene	20	20.0	100	19.9	100	1	60-130/30
108-90-7	Chlorobenzene	20	19.3	97	19.5	98	1	60-130/30
75-00-3	Chloroethane	20	19.6	98	19.3	97	2	60-130/30
67-66-3	Chloroform	20	19.3	97	19.3	97	0	60-130/30
95-49-8	o-Chlorotoluene	20	18.9	95	18.8	94	1	60-130/30
106-43-4	p-Chlorotoluene	20	18.9	95	18.9	95	0	60-130/30
56-23-5	Carbon tetrachloride	20	20.2	101	20.5	103	1	60-130/30
75-34-3	1,1-Dichloroethane	20	18.7	94	18.6	93	1	60-130/30
75-35-4	1,1-Dichloroethylene	20	19.4	97	19.2	96	1	60-130/30
563-58-6	1,1-Dichloropropene	20	20.0	100	20.0	100	0	60-130/30
96-12-8	1,2-Dibromo-3-chloropropane	20	18.1	91	18.5	93	2	60-130/30
106-93-4	1,2-Dibromoethane	20	19.0	95	19.7	99	4	60-130/30
107-06-2	1,2-Dichloroethane	20	19.6	98	20.0	100	2	60-130/30
78-87-5	1,2-Dichloropropane	20	19.5	98	19.8	99	2	60-130/30
142-28-9	1,3-Dichloropropane	20	19.2	96	19.4	97	1	60-130/30
108-20-3	Di-Isopropyl ether	20	19.1	96	19.1	96	0	60-130/30
594-20-7	2,2-Dichloropropane	20	20.2	101	19.7	99	3	60-130/30
124-48-1	Dibromochloromethane	20	19.7	99	19.4	97	2	60-130/30
75-71-8	Dichlorodifluoromethane	20	12.3	62	18.0	90	38* a	60-130/30
156-59-2	cis-1,2-Dichloroethylene	20	19.2	96	19.3	97	1	60-130/30
10061-01-5	cis-1,3-Dichloropropene	20	21.0	105	20.9	105	0	60-130/30
541-73-1	m-Dichlorobenzene	20	18.9	95	18.9	95	0	60-130/30
95-50-1	o-Dichlorobenzene	20	19.2	96	19.3	97	1	60-130/30
106-46-7	p-Dichlorobenzene	20	18.9	95	19.0	95	1	60-130/30
156-60-5	trans-1,2-Dichloroethylene	20	19.8	99	19.7	99	1	60-130/30
10061-02-6	trans-1,3-Dichloropropene	20	18.6	93	18.7	94	1	60-130/30
100-41-4	Ethylbenzene	20	20.0	100	20.2	101	1	60-130/30
637-92-3	Ethyl Tert Butyl Ether	20	21.3	107	21.3	107	0	60-130/30

\* = Outside of Control Limits.

5.2.2  
 5

# Blank Spike/Blank Spike Duplicate Summary

Job Number: C23650  
 Account: SGRPCAPH The Source Group  
 Project: T0600101592-9201 San Leandro Street, Oakland CA

Sample	File ID	DF	Analyzed	By	Prep Date	Prep Batch	Analytical Batch
VU246-BS	U6416.D	1	09/17/12	YP	n/a	n/a	VU246
VU246-BSD	U6422.D	1	09/17/12	YP	n/a	n/a	VU246

The QC reported here applies to the following samples:

Method: SW846 8260B

C23650-1, C23650-2, C23650-3, C23650-4, C23650-5, C23650-6, C23650-7, C23650-8, C23650-9, C23650-10, C23650-11, C23650-12

CAS No.	Compound	Spike ug/l	BSP ug/l	BSP %	BSD ug/l	BSD %	RPD	Limits Rec/RPD
591-78-6	2-Hexanone	80	75.0	94	78.1	98	4	60-130/30
87-68-3	Hexachlorobutadiene	20	20.6	103	20.1	101	2	60-130/30
98-82-8	Isopropylbenzene	20	18.1	91	18.2	91	1	60-130/30
99-87-6	p-Isopropyltoluene	20	19.1	96	18.8	94	2	60-130/30
108-10-1	4-Methyl-2-pentanone	80	74.4	93	77.0	96	3	60-130/30
74-83-9	Methyl bromide	20	19.4	97	19.2	96	1	60-130/30
74-87-3	Methyl chloride	20	14.8	74	16.2	81	9	60-130/30
74-95-3	Methylene bromide	20	18.5	93	18.9	95	2	60-130/30
75-09-2	Methylene chloride	20	17.9	90	18.4	92	3	60-130/30
78-93-3	Methyl ethyl ketone	80	66.5	83	68.7	86	3	60-130/30
1634-04-4	Methyl Tert Butyl Ether	20	20.2	101	20.3	102	0	60-130/30
91-20-3	Naphthalene	20	20.2	101	20.5	103	1	60-130/30
103-65-1	n-Propylbenzene	20	19.1	96	18.7	94	2	60-130/30
100-42-5	Styrene	20	21.3	107	21.6	108	1	60-130/30
994-05-8	Tert-Amyl Methyl Ether	20	20.8	104	20.9	105	0	60-130/30
75-65-0	Tert-Butyl Alcohol	100	87.9	88	93.4	93	6	60-130/30
630-20-6	1,1,1,2-Tetrachloroethane	20	20.3	102	20.5	103	1	60-130/30
71-55-6	1,1,1-Trichloroethane	20	20.2	101	19.9	100	1	60-130/30
79-34-5	1,1,2,2-Tetrachloroethane	20	18.1	91	18.2	91	1	60-130/30
79-00-5	1,1,2-Trichloroethane	20	18.7	94	19.1	96	2	60-130/30
87-61-6	1,2,3-Trichlorobenzene	20	21.0	105	21.1	106	0	60-130/30
96-18-4	1,2,3-Trichloropropane	20	18.1	91	18.3	92	1	60-130/30
120-82-1	1,2,4-Trichlorobenzene	20	19.9	100	19.7	99	1	60-130/30
95-63-6	1,2,4-Trimethylbenzene	20	20.0	100	19.8	99	1	60-130/30
108-67-8	1,3,5-Trimethylbenzene	20	20.8	104	20.7	104	0	60-130/30
127-18-4	Tetrachloroethylene	20	19.6	98	20.2	101	3	60-130/30
108-88-3	Toluene	20	19.4	97	19.6	98	1	60-130/30
79-01-6	Trichloroethylene	20	20.0	100	20.0	100	0	60-130/30
75-69-4	Trichlorofluoromethane	20	20.7	104	21.3	107	3	60-130/30
75-01-4	Vinyl chloride	20	18.2	91	19.2	96	5	60-130/30
1330-20-7	Xylene (total)	60	61.2	102	61.6	103	1	60-130/30

CAS No.	Surrogate Recoveries	BSP	BSD	Limits
1868-53-7	Dibromofluoromethane	97%	97%	60-130%

\* = Outside of Control Limits.

5.2.2  
**5**

# Blank Spike/Blank Spike Duplicate Summary

Job Number: C23650  
Account: SGRPCAPH The Source Group  
Project: T0600101592-9201 San Leandro Street, Oakland CA

Sample	File ID	DF	Analyzed	By	Prep Date	Prep Batch	Analytical Batch
VU246-BS	U6416.D	1	09/17/12	YP	n/a	n/a	VU246
VU246-BSD	U6422.D	1	09/17/12	YP	n/a	n/a	VU246

The QC reported here applies to the following samples:

Method: SW846 8260B

C23650-1, C23650-2, C23650-3, C23650-4, C23650-5, C23650-6, C23650-7, C23650-8, C23650-9, C23650-10, C23650-11, C23650-12

CAS No.	Surrogate Recoveries	BSP	BSD	Limits
2037-26-5	Toluene-D8	98%	98%	60-130%
460-00-4	4-Bromofluorobenzene	102%	101%	60-130%

(a) Outside laboratory control limits.

\* = Outside of Control Limits.

5.2.2  
5

# Blank Spike/Blank Spike Duplicate Summary

Job Number: C23650

Account: SGRPCAPH The Source Group

Project: T0600101592-9201 San Leandro Street, Oakland CA

Sample	File ID	DF	Analyzed	By	Prep Date	Prep Batch	Analytical Batch
VW1166-BS	W33494.D	1	09/18/12	KN	n/a	n/a	VW1166
VW1166-BSD	W33495.D	1	09/18/12	KN	n/a	n/a	VW1166

The QC reported here applies to the following samples:

Method: SW846 8260B

C23650-14

CAS No.	Compound	Spike ug/l	BSP ug/l	BSP %	BSD ug/l	BSD %	RPD	Limits Rec/RPD
67-64-1	Acetone	80	61.4	77	58.3	73	5	60-130/30
71-43-2	Benzene	20	20.2	101	19.5	98	4	60-130/30
108-86-1	Bromobenzene	20	19.9	100	19.6	98	2	60-130/30
74-97-5	Bromochloromethane	20	20.9	105	20.0	100	4	60-130/30
75-27-4	Bromodichloromethane	20	20.2	101	19.2	96	5	60-130/30
75-25-2	Bromoform	20	20.9	105	19.5	98	7	60-130/30
104-51-8	n-Butylbenzene	20	19.7	99	18.4	92	7	60-130/30
135-98-8	sec-Butylbenzene	20	20.1	101	19.0	95	6	60-130/30
98-06-6	tert-Butylbenzene	20	19.8	99	18.8	94	5	60-130/30
108-90-7	Chlorobenzene	20	19.7	99	19.2	96	3	60-130/30
75-00-3	Chloroethane	20	17.7	89	17.6	88	1	60-130/30
67-66-3	Chloroform	20	20.5	103	19.1	96	7	60-130/30
95-49-8	o-Chlorotoluene	20	20.4	102	19.9	100	2	60-130/30
106-43-4	p-Chlorotoluene	20	19.1	96	18.5	93	3	60-130/30
56-23-5	Carbon tetrachloride	20	21.4	107	19.7	99	8	60-130/30
75-34-3	1,1-Dichloroethane	20	20.5	103	19.4	97	6	60-130/30
75-35-4	1,1-Dichloroethylene	20	20.7	104	19.2	96	8	60-130/30
563-58-6	1,1-Dichloropropene	20	20.8	104	19.6	98	6	60-130/30
96-12-8	1,2-Dibromo-3-chloropropane	20	21.0	105	19.5	98	7	60-130/30
106-93-4	1,2-Dibromoethane	20	20.5	103	19.8	99	3	60-130/30
107-06-2	1,2-Dichloroethane	20	21.4	107	20.1	101	6	60-130/30
78-87-5	1,2-Dichloropropane	20	20.9	105	20.3	102	3	60-130/30
142-28-9	1,3-Dichloropropane	20	20.3	102	19.7	99	3	60-130/30
108-20-3	Di-Isopropyl ether	20	19.6	98	18.6	93	5	60-130/30
594-20-7	2,2-Dichloropropane	20	20.9	105	18.6	93	12	60-130/30
124-48-1	Dibromochloromethane	20	20.9	105	19.8	99	5	60-130/30
75-71-8	Dichlorodifluoromethane	20	16.0	80	14.6	73	9	60-130/30
156-59-2	cis-1,2-Dichloroethylene	20	20.7	104	19.5	98	6	60-130/30
10061-01-5	cis-1,3-Dichloropropene	20	21.2	106	20.4	102	4	60-130/30
541-73-1	m-Dichlorobenzene	20	19.5	98	18.8	94	4	60-130/30
95-50-1	o-Dichlorobenzene	20	19.6	98	18.8	94	4	60-130/30
106-46-7	p-Dichlorobenzene	20	19.4	97	19.0	95	2	60-130/30
156-60-5	trans-1,2-Dichloroethylene	20	21.1	106	19.9	100	6	60-130/30
10061-02-6	trans-1,3-Dichloropropene	20	19.7	99	18.9	95	4	60-130/30
100-41-4	Ethylbenzene	20	20.0	100	19.2	96	4	60-130/30
637-92-3	Ethyl Tert Butyl Ether	20	21.5	108	20.3	102	6	60-130/30

\* = Outside of Control Limits.

# Blank Spike/Blank Spike Duplicate Summary

Job Number: C23650  
 Account: SGRPCAPH The Source Group  
 Project: T0600101592-9201 San Leandro Street, Oakland CA

Sample	File ID	DF	Analyzed	By	Prep Date	Prep Batch	Analytical Batch
VW1166-BS	W33494.D	1	09/18/12	KN	n/a	n/a	VW1166
VW1166-BSD	W33495.D	1	09/18/12	KN	n/a	n/a	VW1166

The QC reported here applies to the following samples:

Method: SW846 8260B

C23650-14

CAS No.	Compound	Spike ug/l	BSP ug/l	BSP %	BSD ug/l	BSD %	RPD	Limits Rec/RPD
591-78-6	2-Hexanone	80	78.8	99	70.0	88	12	60-130/30
87-68-3	Hexachlorobutadiene	20	18.7	94	17.4	87	7	60-130/30
98-82-8	Isopropylbenzene	20	17.4	87	16.5	83	5	60-130/30
99-87-6	p-Isopropyltoluene	20	18.6	93	17.7	89	5	60-130/30
108-10-1	4-Methyl-2-pentanone	80	77.0	96	69.0	86	11	60-130/30
74-83-9	Methyl bromide	20	17.3	87	17.6	88	2	60-130/30
74-87-3	Methyl chloride	20	16.2	81	16.3	82	1	60-130/30
74-95-3	Methylene bromide	20	20.4	102	19.4	97	5	60-130/30
75-09-2	Methylene chloride	20	16.6	83	16.3	82	2	60-130/30
78-93-3	Methyl ethyl ketone	80	75.5	94	66.3	83	13	60-130/30
1634-04-4	Methyl Tert Butyl Ether	20	21.1	106	19.4	97	8	60-130/30
91-20-3	Naphthalene	20	19.3	97	18.3	92	5	60-130/30
103-65-1	n-Propylbenzene	20	19.7	99	19.0	95	4	60-130/30
100-42-5	Styrene	20	20.5	103	19.9	100	3	60-130/30
994-05-8	Tert-Amyl Methyl Ether	20	20.4	102	19.1	96	7	60-130/30
75-65-0	Tert-Butyl Alcohol	100	100	100	87.4	87	13	60-130/30
630-20-6	1,1,1,2-Tetrachloroethane	20	20.8	104	20.2	101	3	60-130/30
71-55-6	1,1,1-Trichloroethane	20	21.0	105	19.0	95	10	60-130/30
79-34-5	1,1,2,2-Tetrachloroethane	20	20.8	104	20.0	100	4	60-130/30
79-00-5	1,1,2-Trichloroethane	20	20.9	105	19.8	99	5	60-130/30
87-61-6	1,2,3-Trichlorobenzene	20	19.3	97	18.8	94	3	60-130/30
96-18-4	1,2,3-Trichloropropane	20	19.3	97	17.9	90	8	60-130/30
120-82-1	1,2,4-Trichlorobenzene	20	18.0	90	16.9	85	6	60-130/30
95-63-6	1,2,4-Trimethylbenzene	20	20.1	101	19.5	98	3	60-130/30
108-67-8	1,3,5-Trimethylbenzene	20	20.8	104	20.1	101	3	60-130/30
127-18-4	Tetrachloroethylene	20	20.5	103	19.5	98	5	60-130/30
108-88-3	Toluene	20	20.2	101	19.6	98	3	60-130/30
79-01-6	Trichloroethylene	20	20.4	102	19.3	97	6	60-130/30
75-69-4	Trichlorofluoromethane	20	18.2	91	17.4	87	4	60-130/30
75-01-4	Vinyl chloride	20	19.5	98	18.8	94	4	60-130/30
1330-20-7	Xylene (total)	60	59.7	100	57.5	96	4	60-130/30

CAS No.	Surrogate Recoveries	BSP	BSD	Limits
1868-53-7	Dibromofluoromethane	101%	99%	60-130%

\* = Outside of Control Limits.

5.2.3  
**5**



# Blank Spike/Blank Spike Duplicate Summary

Job Number: C23650  
Account: SGRPCAPH The Source Group  
Project: T0600101592-9201 San Leandro Street, Oakland CA

Sample	File ID	DF	Analyzed	By	Prep Date	Prep Batch	Analytical Batch
VW1166-BS	W33494.D	1	09/18/12	KN	n/a	n/a	VW1166
VW1166-BSD	W33495.D	1	09/18/12	KN	n/a	n/a	VW1166

The QC reported here applies to the following samples:

Method: SW846 8260B

C23650-14

CAS No.	Surrogate Recoveries	BSP	BSD	Limits
2037-26-5	Toluene-D8	100%	102%	60-130%
460-00-4	4-Bromofluorobenzene	101%	101%	60-130%

\* = Outside of Control Limits.

# Blank Spike/Blank Spike Duplicate Summary

Job Number: C23650  
 Account: SGRPCAPH The Source Group  
 Project: T0600101592-9201 San Leandro Street, Oakland CA

Sample	File ID	DF	Analyzed	By	Prep Date	Prep Batch	Analytical Batch
VN1082-BS	N33754.D	1	09/18/12	TF	n/a	n/a	VN1082
VN1082-BSD	N33755.D	1	09/18/12	TF	n/a	n/a	VN1082

The QC reported here applies to the following samples:

Method: SW846 8260B

C23650-16

CAS No.	Compound	Spike ug/l	BSP ug/l	BSP %	BSD ug/l	BSD %	RPD	Limits Rec/RPD
67-64-1	Acetone	80	59.2	74	64.5	81	9	60-130/30
71-43-2	Benzene	20	19.0	95	21.3	107	11	60-130/30
108-86-1	Bromobenzene	20	19.6	98	21.9	110	11	60-130/30
74-97-5	Bromochloromethane	20	20.1	101	23.1	116	14	60-130/30
75-27-4	Bromodichloromethane	20	20.4	102	22.3	112	9	60-130/30
75-25-2	Bromoform	20	22.2	111	23.8	119	7	60-130/30
104-51-8	n-Butylbenzene	20	18.5	93	20.6	103	11	60-130/30
135-98-8	sec-Butylbenzene	20	19.0	95	21.1	106	10	60-130/30
98-06-6	tert-Butylbenzene	20	19.1	96	21.6	108	12	60-130/30
108-90-7	Chlorobenzene	20	19.2	96	21.6	108	12	60-130/30
75-00-3	Chloroethane	20	18.8	94	21.1	106	12	60-130/30
67-66-3	Chloroform	20	19.9	100	22.3	112	11	60-130/30
95-49-8	o-Chlorotoluene	20	19.2	96	19.7	99	3	60-130/30
106-43-4	p-Chlorotoluene	20	18.4	92	20.1	101	9	60-130/30
56-23-5	Carbon tetrachloride	20	23.3	117	26.0	130	11	60-130/30
75-34-3	1,1-Dichloroethane	20	18.6	93	20.9	105	12	60-130/30
75-35-4	1,1-Dichloroethylene	20	17.1	86	19.4	97	13	60-130/30
563-58-6	1,1-Dichloropropene	20	19.8	99	22.0	110	11	60-130/30
96-12-8	1,2-Dibromo-3-chloropropane	20	18.1	91	18.6	93	3	60-130/30
106-93-4	1,2-Dibromoethane	20	20.4	102	22.3	112	9	60-130/30
107-06-2	1,2-Dichloroethane	20	22.3	112	24.1	121	8	60-130/30
78-87-5	1,2-Dichloropropane	20	19.4	97	21.4	107	10	60-130/30
142-28-9	1,3-Dichloropropane	20	19.5	98	21.3	107	9	60-130/30
108-20-3	Di-Isopropyl ether	20	18.7	94	20.8	104	11	60-130/30
594-20-7	2,2-Dichloropropane	20	20.3	102	22.5	113	10	60-130/30
124-48-1	Dibromochloromethane	20	21.2	106	23.3	117	9	60-130/30
75-71-8	Dichlorodifluoromethane	20	25.4	127	26.5	133* a	4	60-130/30
156-59-2	cis-1,2-Dichloroethylene	20	17.8	89	20.2	101	13	60-130/30
10061-01-5	cis-1,3-Dichloropropene	20	20.3	102	22.4	112	10	60-130/30
541-73-1	m-Dichlorobenzene	20	19.4	97	21.5	108	10	60-130/30
95-50-1	o-Dichlorobenzene	20	19.7	99	21.8	109	10	60-130/30
106-46-7	p-Dichlorobenzene	20	19.3	97	21.3	107	10	60-130/30
156-60-5	trans-1,2-Dichloroethylene	20	18.1	91	20.6	103	13	60-130/30
10061-02-6	trans-1,3-Dichloropropene	20	19.0	95	21.0	105	10	60-130/30
100-41-4	Ethylbenzene	20	19.3	97	21.7	109	12	60-130/30
637-92-3	Ethyl Tert Butyl Ether	20	20.9	105	23.2	116	10	60-130/30

\* = Outside of Control Limits.

5.2.4  
 5

# Blank Spike/Blank Spike Duplicate Summary

Job Number: C23650  
 Account: SGRPCAPH The Source Group  
 Project: T0600101592-9201 San Leandro Street, Oakland CA

Sample	File ID	DF	Analyzed	By	Prep Date	Prep Batch	Analytical Batch
VN1082-BS	N33754.D	1	09/18/12	TF	n/a	n/a	VN1082
VN1082-BSD	N33755.D	1	09/18/12	TF	n/a	n/a	VN1082

The QC reported here applies to the following samples:

Method: SW846 8260B

C23650-16

CAS No.	Compound	Spike ug/l	BSP ug/l	BSP %	BSD ug/l	BSD %	RPD	Limits Rec/RPD
591-78-6	2-Hexanone	80	75.1	94	80.3	100	7	60-130/30
87-68-3	Hexachlorobutadiene	20	20.1	101	22.5	113	11	60-130/30
98-82-8	Isopropylbenzene	20	17.2	86	19.3	97	12	60-130/30
99-87-6	p-Isopropyltoluene	20	18.4	92	20.7	104	12	60-130/30
108-10-1	4-Methyl-2-pentanone	80	71.7	90	78.4	98	9	60-130/30
74-83-9	Methyl bromide	20	19.8	99	22.3	112	12	60-130/30
74-87-3	Methyl chloride	20	18.2	91	19.7	99	8	60-130/30
74-95-3	Methylene bromide	20	21.0	105	22.3	112	6	60-130/30
75-09-2	Methylene chloride	20	19.2	96	21.9	110	13	60-130/30
78-93-3	Methyl ethyl ketone	80	74.6	93	80.3	100	7	60-130/30
1634-04-4	Methyl Tert Butyl Ether	20	20.3	102	22.1	111	8	60-130/30
91-20-3	Naphthalene	20	19.4	97	21.0	105	8	60-130/30
103-65-1	n-Propylbenzene	20	18.3	92	20.3	102	10	60-130/30
100-42-5	Styrene	20	20.0	100	22.5	113	12	60-130/30
994-05-8	Tert-Amyl Methyl Ether	20	19.8	99	21.8	109	10	60-130/30
75-65-0	Tert-Butyl Alcohol	100	117	117	120	120	3	60-130/30
630-20-6	1,1,1,2-Tetrachloroethane	20	21.5	108	24.0	120	11	60-130/30
71-55-6	1,1,1-Trichloroethane	20	21.3	107	23.8	119	11	60-130/30
79-34-5	1,1,2,2-Tetrachloroethane	20	19.3	97	20.3	102	5	60-130/30
79-00-5	1,1,2-Trichloroethane	20	19.6	98	21.3	107	8	60-130/30
87-61-6	1,2,3-Trichlorobenzene	20	19.6	98	21.8	109	11	60-130/30
96-18-4	1,2,3-Trichloropropane	20	18.7	94	19.7	99	5	60-130/30
120-82-1	1,2,4-Trichlorobenzene	20	18.6	93	20.5	103	10	60-130/30
95-63-6	1,2,4-Trimethylbenzene	20	19.6	98	21.8	109	11	60-130/30
108-67-8	1,3,5-Trimethylbenzene	20	19.7	99	22.1	111	11	60-130/30
127-18-4	Tetrachloroethylene	20	20.4	102	23.7	119	15	60-130/30
108-88-3	Toluene	20	18.9	95	21.1	106	11	60-130/30
79-01-6	Trichloroethylene	20	20.1	101	22.7	114	12	60-130/30
75-69-4	Trichlorofluoromethane	20	22.5	113	24.6	123	9	60-130/30
75-01-4	Vinyl chloride	20	20.9	105	22.7	114	8	60-130/30
1330-20-7	Xylene (total)	60	58.3	97	65.6	109	12	60-130/30

CAS No.	Surrogate Recoveries	BSP	BSD	Limits
1868-53-7	Dibromofluoromethane	103%	101%	60-130%

\* = Outside of Control Limits.

# Blank Spike/Blank Spike Duplicate Summary

Job Number: C23650  
Account: SGRPCAPH The Source Group  
Project: T0600101592-9201 San Leandro Street, Oakland CA

Sample	File ID	DF	Analyzed	By	Prep Date	Prep Batch	Analytical Batch
VN1082-BS	N33754.D	1	09/18/12	TF	n/a	n/a	VN1082
VN1082-BSD	N33755.D	1	09/18/12	TF	n/a	n/a	VN1082

The QC reported here applies to the following samples:

Method: SW846 8260B

C23650-16

CAS No.	Surrogate Recoveries	BSP	BSD	Limits
2037-26-5	Toluene-D8	96%	96%	60-130%
460-00-4	4-Bromofluorobenzene	99%	98%	60-130%

(a) Outside control limits (high bias). Not detected in associated samples.

\* = Outside of Control Limits.

# Laboratory Control Sample Summary

Job Number: C23650  
 Account: SGRPCAPH The Source Group  
 Project: T0600101592-9201 San Leandro Street, Oakland CA

Sample	File ID	DF	Analyzed	By	Prep Date	Prep Batch	Analytical Batch
VU246-LCS	U6418.D	1	09/17/12	YP	n/a	n/a	VU246

The QC reported here applies to the following samples:

Method: SW846 8260B

C23650-1, C23650-2, C23650-3, C23650-4, C23650-5, C23650-6, C23650-7, C23650-8, C23650-9, C23650-10, C23650-11, C23650-12

CAS No.	Compound	Spike ug/l	LCS ug/l	LCS %	Limits
	TPH-GRO (C6-C10)	125	121	97	60-130

CAS No.	Surrogate Recoveries	BSP	Limits
1868-53-7	Dibromofluoromethane	93%	60-130%
2037-26-5	Toluene-D8	100%	60-130%
460-00-4	4-Bromofluorobenzene	93%	60-130%

\* = Outside of Control Limits.

5.3.1  
5

# Laboratory Control Sample Summary

Job Number: C23650  
 Account: SGRPCAPH The Source Group  
 Project: T0600101592-9201 San Leandro Street, Oakland CA

Sample	File ID	DF	Analyzed	By	Prep Date	Prep Batch	Analytical Batch
VW1165-LCS	W33449.D	1	09/17/12	KN	n/a	n/a	VW1165

The QC reported here applies to the following samples:

Method: SW846 8260B

C23650-13, C23650-15

CAS No.	Compound	Spike ug/l	LCS ug/l	LCS %	Limits
	TPH-GRO (C6-C10)	125	141	113	60-130

CAS No.	Surrogate Recoveries	BSP	Limits
1868-53-7	Dibromofluoromethane	101%	60-130%
2037-26-5	Toluene-D8	101%	60-130%
460-00-4	4-Bromofluorobenzene	99%	60-130%

\* = Outside of Control Limits.

5.3.2  
**5**

# Laboratory Control Sample Summary

Job Number: C23650  
 Account: SGRPCAPH The Source Group  
 Project: T0600101592-9201 San Leandro Street, Oakland CA

Sample	File ID	DF	Analyzed	By	Prep Date	Prep Batch	Analytical Batch
VW1166-LCS	W33496.D	1	09/18/12	KN	n/a	n/a	VW1166

The QC reported here applies to the following samples:

Method: SW846 8260B

C23650-14

CAS No.	Compound	Spike ug/l	LCS ug/l	LCS %	Limits
	TPH-GRO (C6-C10)	125	138	110	60-130

CAS No.	Surrogate Recoveries	BSP	Limits
1868-53-7	Dibromofluoromethane	98%	60-130%
2037-26-5	Toluene-D8	103%	60-130%
460-00-4	4-Bromofluorobenzene	100%	60-130%

\* = Outside of Control Limits.

5.3.3  
 5

# Matrix Spike/Matrix Spike Duplicate Summary

Job Number: C23650

Account: SGRPCAPH The Source Group

Project: T0600101592-9201 San Leandro Street, Oakland CA

Sample	File ID	DF	Analyzed	By	Prep Date	Prep Batch	Analytical Batch
C23650-2MS	U6438.D	1	09/17/12	YP	n/a	n/a	VU246
C23650-2MSD	U6439.D	1	09/17/12	YP	n/a	n/a	VU246
C23650-2	U6426.D	1	09/17/12	YP	n/a	n/a	VU246

The QC reported here applies to the following samples:

Method: SW846 8260B

C23650-1, C23650-2, C23650-3, C23650-4, C23650-5, C23650-6, C23650-7, C23650-8, C23650-9, C23650-10, C23650-11, C23650-12

CAS No.	Compound	C23650-2 ug/l	Spike Q ug/l	MS ug/l	MS %	MSD ug/l	MSD %	RPD	Limits Rec/RPD
67-64-1	Acetone	ND	80	51.2	64	48.9	61	5	60-130/25
71-43-2	Benzene	ND	20	19.1	96	18.7	94	2	60-130/25
108-86-1	Bromobenzene	ND	20	19.7	99	19.1	96	3	60-130/25
74-97-5	Bromochloromethane	ND	20	18.8	94	18.5	93	2	60-130/25
75-27-4	Bromodichloromethane	ND	20	18.0	90	17.6	88	2	60-130/25
75-25-2	Bromoform	ND	20	17.9	90	17.4	87	3	60-130/25
104-51-8	n-Butylbenzene	ND	20	19.2	96	18.5	93	4	60-130/25
135-98-8	sec-Butylbenzene	ND	20	19.9	100	19.2	96	4	60-130/25
98-06-6	tert-Butylbenzene	ND	20	19.3	97	18.5	93	4	60-130/25
108-90-7	Chlorobenzene	ND	20	19.7	99	19.3	97	2	60-130/25
75-00-3	Chloroethane	ND	20	19.1	96	18.4	92	4	60-130/25
67-66-3	Chloroform	ND	20	18.3	92	17.6	88	4	60-130/25
95-49-8	o-Chlorotoluene	ND	20	18.8	94	17.9	90	5	60-130/25
106-43-4	p-Chlorotoluene	ND	20	18.6	93	17.9	90	4	60-130/25
56-23-5	Carbon tetrachloride	ND	20	20.3	102	19.9	100	2	60-130/25
75-34-3	1,1-Dichloroethane	ND	20	17.6	88	17.0	85	3	60-130/25
75-35-4	1,1-Dichloroethylene	ND	20	19.6	98	18.8	94	4	60-130/25
563-58-6	1,1-Dichloropropene	ND	20	19.8	99	19.2	96	3	60-130/25
96-12-8	1,2-Dibromo-3-chloropropane	ND	20	16.2	81	15.4	77	5	60-130/25
106-93-4	1,2-Dibromoethane	ND	20	18.7	94	18.2	91	3	60-130/25
107-06-2	1,2-Dichloroethane	ND	20	17.9	90	17.3	87	3	60-130/25
78-87-5	1,2-Dichloropropane	ND	20	18.9	95	18.7	94	1	60-130/25
142-28-9	1,3-Dichloropropane	ND	20	18.4	92	17.9	90	3	60-130/25
108-20-3	Di-Isopropyl ether	ND	20	17.4	87	17.0	85	2	60-130/25
594-20-7	2,2-Dichloropropane	ND	20	17.5	88	16.6	83	5	60-130/25
124-48-1	Dibromochloromethane	ND	20	18.6	93	18.3	92	2	60-130/25
75-71-8	Dichlorodifluoromethane	ND	20	15.8	79	14.8	74	7	60-130/25
156-59-2	cis-1,2-Dichloroethylene	ND	20	19.3	97	18.9	95	2	60-130/25
10061-01-5	cis-1,3-Dichloropropene	ND	20	19.5	98	19.5	98	0	60-130/25
541-73-1	m-Dichlorobenzene	ND	20	19.2	96	18.6	93	3	60-130/25
95-50-1	o-Dichlorobenzene	ND	20	19.3	97	18.7	94	3	60-130/25
106-46-7	p-Dichlorobenzene	ND	20	19.1	96	18.5	93	3	60-130/25
156-60-5	trans-1,2-Dichloroethylene	ND	20	19.1	96	18.6	93	3	60-130/25
10061-02-6	trans-1,3-Dichloropropene	ND	20	16.3	82	16.0	80	2	60-130/25
100-41-4	Ethylbenzene	ND	20	19.9	100	19.3	97	3	60-130/25
637-92-3	Ethyl Tert Butyl Ether	ND	20	19.3	97	19.1	96	1	60-130/25

\* = Outside of Control Limits.

5.4.1  
5



# Matrix Spike/Matrix Spike Duplicate Summary

Job Number: C23650  
 Account: SGRPCAPH The Source Group  
 Project: T0600101592-9201 San Leandro Street, Oakland CA

Sample	File ID	DF	Analyzed	By	Prep Date	Prep Batch	Analytical Batch
C23650-2MS	U6438.D	1	09/17/12	YP	n/a	n/a	VU246
C23650-2MSD	U6439.D	1	09/17/12	YP	n/a	n/a	VU246
C23650-2	U6426.D	1	09/17/12	YP	n/a	n/a	VU246

The QC reported here applies to the following samples:

Method: SW846 8260B

C23650-1, C23650-2, C23650-3, C23650-4, C23650-5, C23650-6, C23650-7, C23650-8, C23650-9, C23650-10, C23650-11, C23650-12

CAS No.	Compound	C23650-2 ug/l	Spike Q ug/l	MS ug/l	MS %	MSD ug/l	MSD %	RPD	Limits Rec/RPD
591-78-6	2-Hexanone	ND	80	67.4	84	64.2	80	5	60-130/25
87-68-3	Hexachlorobutadiene	ND	20	21.0	105	21.1	106	0	60-130/25
98-82-8	Isopropylbenzene	ND	20	18.2	91	17.6	88	3	60-130/25
99-87-6	p-Isopropyltoluene	ND	20	18.2	91	17.5	88	4	60-130/25
108-10-1	4-Methyl-2-pentanone	ND	80	64.6	81	61.6	77	5	60-130/25
74-83-9	Methyl bromide	ND	20	19.2	96	18.7	94	3	60-130/25
74-87-3	Methyl chloride	ND	20	15.9	80	13.7	69	15	60-130/25
74-95-3	Methylene bromide	ND	20	17.6	88	17.3	87	2	60-130/25
75-09-2	Methylene chloride	ND	20	17.3	87	16.9	85	2	60-130/25
78-93-3	Methyl ethyl ketone	ND	80	58.6	73	55.4	69	6	60-130/25
1634-04-4	Methyl Tert Butyl Ether	ND	20	18.7	94	18.3	92	2	60-130/25
91-20-3	Naphthalene	ND	20	18.8	94	19.5	98	4	60-130/25
103-65-1	n-Propylbenzene	ND	20	18.9	95	18.1	91	4	60-130/25
100-42-5	Styrene	ND	20	5.7	29* a	5.0	25* a	13	60-130/25
994-05-8	Tert-Amyl Methyl Ether	ND	20	19.1	96	18.7	94	2	60-130/25
75-65-0	Tert-Butyl Alcohol	ND	100	74.8	75	72.0	72	4	60-130/25
630-20-6	1,1,1,2-Tetrachloroethane	ND	20	20.7	104	20.1	101	3	60-130/25
71-55-6	1,1,1-Trichloroethane	ND	20	19.4	97	18.6	93	4	60-130/25
79-34-5	1,1,2,2-Tetrachloroethane	ND	20	17.3	87	16.4	82	5	60-130/25
79-00-5	1,1,2-Trichloroethane	ND	20	18.2	91	17.7	89	3	60-130/25
87-61-6	1,2,3-Trichlorobenzene	ND	20	20.5	103	21.4	107	4	60-130/25
96-18-4	1,2,3-Trichloropropane	ND	20	16.0	80	15.9	80	1	60-130/25
120-82-1	1,2,4-Trichlorobenzene	ND	20	19.3	97	19.3	97	0	60-130/25
95-63-6	1,2,4-Trimethylbenzene	ND	20	12.6	63	11.7	59* a	7	60-130/25
108-67-8	1,3,5-Trimethylbenzene	ND	20	18.0	90	17.1	86	5	60-130/25
127-18-4	Tetrachloroethylene	ND	20	20.9	105	20.4	102	2	60-130/25
108-88-3	Toluene	ND	20	19.6	98	19.3	97	2	60-130/25
79-01-6	Trichloroethylene	ND	20	20.2	101	19.8	99	2	60-130/25
75-69-4	Trichlorofluoromethane	ND	20	19.5	98	18.6	93	5	60-130/25
75-01-4	Vinyl chloride	ND	20	20.0	100	17.5	88	13	60-130/25
1330-20-7	Xylene (total)	ND	60	58.5	98	56.9	95	3	60-130/25

CAS No.	Surrogate Recoveries	MS	MSD	C23650-2	Limits
1868-53-7	Dibromofluoromethane	91%	91%	93%	60-130%

\* = Outside of Control Limits.

# Matrix Spike/Matrix Spike Duplicate Summary

Job Number: C23650  
 Account: SGRPCAPH The Source Group  
 Project: T0600101592-9201 San Leandro Street, Oakland CA

Sample	File ID	DF	Analyzed	By	Prep Date	Prep Batch	Analytical Batch
C23650-2MS	U6438.D	1	09/17/12	YP	n/a	n/a	VU246
C23650-2MSD	U6439.D	1	09/17/12	YP	n/a	n/a	VU246
C23650-2	U6426.D	1	09/17/12	YP	n/a	n/a	VU246

The QC reported here applies to the following samples:

Method: SW846 8260B

C23650-1, C23650-2, C23650-3, C23650-4, C23650-5, C23650-6, C23650-7, C23650-8, C23650-9, C23650-10, C23650-11, C23650-12

CAS No.	Surrogate Recoveries	MS	MSD	C23650-2	Limits
2037-26-5	Toluene-D8	97%	97%	96%	60-130%
460-00-4	4-Bromofluorobenzene	98%	98%	90%	60-130%

(a) Outside laboratory control limits.

\* = Outside of Control Limits.

5.4.1  
5

# Matrix Spike/Matrix Spike Duplicate Summary

Job Number: C23650  
 Account: SGRPCAPH The Source Group  
 Project: T0600101592-9201 San Leandro Street, Oakland CA

Sample	File ID	DF	Analyzed	By	Prep Date	Prep Batch	Analytical Batch
C23548-8MS	W33515.D	1	09/18/12	KN	n/a	n/a	VW1166
C23548-8MSD	W33516.D	1	09/18/12	KN	n/a	n/a	VW1166
C23548-8	W33498.D	1	09/18/12	KN	n/a	n/a	VW1166

The QC reported here applies to the following samples:

Method: SW846 8260B

C23650-14

CAS No.	Compound	C23548-8 ug/l	Q	Spike ug/l	MS ug/l	MS %	MSD ug/l	MSD %	RPD	Limits Rec/RPD
67-64-1	Acetone	20 U		80	63.4	79	69.2	87	9	60-130/25
71-43-2	Benzene	4.9		20	23.1	91	23.3	92	1	60-130/25
108-86-1	Bromobenzene	1.0 U		20	18.9	95	18.9	95	0	60-130/25
74-97-5	Bromochloromethane	1.0 U		20	21.0	105	20.4	102	3	60-130/25
75-27-4	Bromodichloromethane	1.0 U		20	21.5	108	20.2	101	6	60-130/25
75-25-2	Bromoform	1.0 U		20	22.3	112	21.3	107	5	60-130/25
104-51-8	n-Butylbenzene	2.0 U		20	17.5	88	18.1	91	3	60-130/25
135-98-8	sec-Butylbenzene	2.0 U		20	17.9	90	18.6	93	4	60-130/25
98-06-6	tert-Butylbenzene	2.0 U		20	18.0	90	18.4	92	2	60-130/25
108-90-7	Chlorobenzene	1.0 U		20	18.7	94	18.9	95	1	60-130/25
75-00-3	Chloroethane	1.0 U		20	16.6	83	19.0	95	13	60-130/25
67-66-3	Chloroform	0.57	J	20	21.1	103	20.7	101	2	60-130/25
95-49-8	o-Chlorotoluene	2.0 U		20	19.3	97	19.6	98	2	60-130/25
106-43-4	p-Chlorotoluene	2.0 U		20	18.2	91	18.3	92	1	60-130/25
56-23-5	Carbon tetrachloride	1.0 U		20	21.4	107	20.7	104	3	60-130/25
75-34-3	1,1-Dichloroethane	1.0 U		20	20.3	102	20.1	101	1	60-130/25
75-35-4	1,1-Dichloroethylene	1.0 U		20	18.7	94	19.7	99	5	60-130/25
563-58-6	1,1-Dichloropropene	1.0 U		20	20.1	101	19.7	99	2	60-130/25
96-12-8	1,2-Dibromo-3-chloropropane	2.0 U		20	23.4	117	23.8	119	2	60-130/25
106-93-4	1,2-Dibromoethane	1.0 U		20	21.0	105	20.5	103	2	60-130/25
107-06-2	1,2-Dichloroethane	1.0 U		20	23.5	118	21.8	109	8	60-130/25
78-87-5	1,2-Dichloropropane	1.0 U		20	20.2	101	20.5	103	1	60-130/25
142-28-9	1,3-Dichloropropane	1.0 U		20	21.0	105	20.4	102	3	60-130/25
108-20-3	Di-Isopropyl ether	0.41	J	20	19.8	97	19.8	97	0	60-130/25
594-20-7	2,2-Dichloropropane	1.0 U		20	19.3	97	18.6	93	4	60-130/25
124-48-1	Dibromochloromethane	1.0 U		20	21.4	107	20.9	105	2	60-130/25
75-71-8	Dichlorodifluoromethane	1.0 U		20	16.2	81	17.5	88	8	60-130/25
156-59-2	cis-1,2-Dichloroethylene	1.0 U		20	19.7	99	19.7	99	0	60-130/25
10061-01-5	cis-1,3-Dichloropropene	1.0 U		20	21.2	106	20.3	102	4	60-130/25
541-73-1	m-Dichlorobenzene	1.0 U		20	17.8	89	18.2	91	2	60-130/25
95-50-1	o-Dichlorobenzene	1.0 U		20	18.5	93	18.7	94	1	60-130/25
106-46-7	p-Dichlorobenzene	1.0 U		20	18.0	90	18.3	92	2	60-130/25
156-60-5	trans-1,2-Dichloroethylene	1.0 U		20	19.4	97	20.0	100	3	60-130/25
10061-02-6	trans-1,3-Dichloropropene	1.0 U		20	19.8	99	19.1	96	4	60-130/25
100-41-4	Ethylbenzene	1.0 U		20	19.0	95	19.0	95	0	60-130/25
637-92-3	Ethyl Tert Butyl Ether	2.0 U		20	22.0	110	21.4	107	3	60-130/25

\* = Outside of Control Limits.

# Matrix Spike/Matrix Spike Duplicate Summary

Job Number: C23650

Account: SGRPCAPH The Source Group

Project: T0600101592-9201 San Leandro Street, Oakland CA

Sample	File ID	DF	Analyzed	By	Prep Date	Prep Batch	Analytical Batch
C23548-8MS	W33515.D	1	09/18/12	KN	n/a	n/a	VW1166
C23548-8MSD	W33516.D	1	09/18/12	KN	n/a	n/a	VW1166
C23548-8	W33498.D	1	09/18/12	KN	n/a	n/a	VW1166

The QC reported here applies to the following samples:

Method: SW846 8260B

C23650-14

CAS No.	Compound	C23548-8 ug/l	Spike Q ug/l	MS ug/l	MS %	MSD ug/l	MSD %	RPD	Limits Rec/RPD
591-78-6	2-Hexanone	10 U	80	86.2	108	88.8	111	3	60-130/25
87-68-3	Hexachlorobutadiene	2.0 U	20	17.3	87	17.6	88	2	60-130/25
98-82-8	Isopropylbenzene	0.20	J 20	16.4	81	16.5	82	1	60-130/25
99-87-6	p-Isopropyltoluene	2.0 U	20	16.7	84	17.3	87	4	60-130/25
108-10-1	4-Methyl-2-pentanone	10 U	80	83.5	104	85.0	106	2	60-130/25
74-83-9	Methyl bromide	2.0 U	20	16.8	84	18.3	92	9	60-130/25
74-87-3	Methyl chloride	1.0 U	20	16.6	83	18.1	91	9	60-130/25
74-95-3	Methylene bromide	1.0 U	20	21.8	109	20.4	102	7	60-130/25
75-09-2	Methylene chloride	10 U	20	16.2	81	16.3	82	1	60-130/25
78-93-3	Methyl ethyl ketone	10 U	80	79.1	99	85.7	107	8	60-130/25
1634-04-4	Methyl Tert Butyl Ether	1.0 U	20	21.7	109	21.2	106	2	60-130/25
91-20-3	Naphthalene	5.0 U	20	20.1	101	20.4	102	1	60-130/25
103-65-1	n-Propylbenzene	2.0 U	20	17.8	89	18.3	92	3	60-130/25
100-42-5	Styrene	1.0 U	20	19.7	99	19.4	97	2	60-130/25
994-05-8	Tert-Amyl Methyl Ether	2.0 U	20	21.0	105	20.3	102	3	60-130/25
75-65-0	Tert-Butyl Alcohol	27.5	100	149	122	150	123	1	60-130/25
630-20-6	1,1,1,2-Tetrachloroethane	1.0 U	20	21.0	105	20.3	102	3	60-130/25
71-55-6	1,1,1-Trichloroethane	1.0 U	20	20.8	104	20.2	101	3	60-130/25
79-34-5	1,1,2,2-Tetrachloroethane	1.0 U	20	20.8	104	21.4	107	3	60-130/25
79-00-5	1,1,2-Trichloroethane	1.0 U	20	21.3	107	21.0	105	1	60-130/25
87-61-6	1,2,3-Trichlorobenzene	2.0 U	20	18.9	95	19.1	96	1	60-130/25
96-18-4	1,2,3-Trichloropropane	2.0 U	20	20.4	102	19.7	99	3	60-130/25
120-82-1	1,2,4-Trichlorobenzene	2.0 U	20	16.9	85	17.2	86	2	60-130/25
95-63-6	1,2,4-Trimethylbenzene	2.0 U	20	18.7	94	18.9	95	1	60-130/25
108-67-8	1,3,5-Trimethylbenzene	2.0 U	20	19.1	96	19.5	98	2	60-130/25
127-18-4	Tetrachloroethylene	3.3	20	20.6	87	20.7	87	0	60-130/25
108-88-3	Toluene	1.0 U	20	18.7	94	19.0	95	2	60-130/25
79-01-6	Trichloroethylene	0.37	J 20	19.8	97	19.7	97	1	60-130/25
75-69-4	Trichlorofluoromethane	1.0 U	20	19.2	96	20.2	101	5	60-130/25
75-01-4	Vinyl chloride	1.0 U	20	19.5	98	20.8	104	6	60-130/25
1330-20-7	Xylene (total)	2.0 U	60	56.2	94	56.2	94	0	60-130/25

CAS No.	Surrogate Recoveries	MS	MSD	C23548-8	Limits
1868-53-7	Dibromofluoromethane	108%	105%	102%	60-130%

\* = Outside of Control Limits.

5.4.2  
5

# Matrix Spike/Matrix Spike Duplicate Summary

Job Number: C23650  
Account: SGRPCAPH The Source Group  
Project: T0600101592-9201 San Leandro Street, Oakland CA

Sample	File ID	DF	Analyzed	By	Prep Date	Prep Batch	Analytical Batch
C23548-8MS	W33515.D	1	09/18/12	KN	n/a	n/a	VW1166
C23548-8MSD	W33516.D	1	09/18/12	KN	n/a	n/a	VW1166
C23548-8	W33498.D	1	09/18/12	KN	n/a	n/a	VW1166

The QC reported here applies to the following samples:

Method: SW846 8260B

C23650-14

CAS No.	Surrogate Recoveries	MS	MSD	C23548-8	Limits
2037-26-5	Toluene-D8	99%	100%	104%	60-130%
460-00-4	4-Bromofluorobenzene	106%	104%	101%	60-130%

\* = Outside of Control Limits.

5.4.2  
5

# Matrix Spike/Matrix Spike Duplicate Summary

Job Number: C23650

Account: SGRPCAPH The Source Group

Project: T0600101592-9201 San Leandro Street, Oakland CA

Sample	File ID	DF	Analyzed	By	Prep Date	Prep Batch	Analytical Batch
C23659-1MS	N33773.D	1	09/18/12	TF	n/a	n/a	VN1082
C23659-1MSD	N33774.D	1	09/18/12	TF	n/a	n/a	VN1082
C23659-1	N33763.D	1	09/18/12	TF	n/a	n/a	VN1082

The QC reported here applies to the following samples:

Method: SW846 8260B

C23650-16

CAS No.	Compound	C23659-1 ug/l	Spike Q ug/l	MS ug/l	MS %	MSD ug/l	MSD %	RPD	Limits Rec/RPD
67-64-1	Acetone	ND	80	59.5	74	58.2	73	2	60-130/25
71-43-2	Benzene	ND	20	18.9	95	17.9	90	5	60-130/25
108-86-1	Bromobenzene	ND	20	19.4	97	18.9	95	3	60-130/25
74-97-5	Bromochloromethane	ND	20	20.3	102	19.1	96	6	60-130/25
75-27-4	Bromodichloromethane	ND	20	20.4	102	19.3	97	6	60-130/25
75-25-2	Bromoform	ND	20	21.7	109	20.6	103	5	60-130/25
104-51-8	n-Butylbenzene	ND	20	17.5	88	16.6	83	5	60-130/25
135-98-8	sec-Butylbenzene	ND	20	18.3	92	17.5	88	4	60-130/25
98-06-6	tert-Butylbenzene	ND	20	18.7	94	17.9	90	4	60-130/25
108-90-7	Chlorobenzene	ND	20	19.1	96	18.3	92	4	60-130/25
75-00-3	Chloroethane	ND	20	18.6	93	18.2	91	2	60-130/25
67-66-3	Chloroform	ND	20	20.1	101	18.9	95	6	60-130/25
95-49-8	o-Chlorotoluene	ND	20	16.6	83	16.9	85	2	60-130/25
106-43-4	p-Chlorotoluene	ND	20	18.6	93	16.6	83	11	60-130/25
56-23-5	Carbon tetrachloride	ND	20	22.7	114	21.4	107	6	60-130/25
75-34-3	1,1-Dichloroethane	ND	20	18.7	94	17.7	89	5	60-130/25
75-35-4	1,1-Dichloroethylene	ND	20	16.2	81	15.5	78	4	60-130/25
563-58-6	1,1-Dichloropropene	ND	20	19.3	97	18.2	91	6	60-130/25
96-12-8	1,2-Dibromo-3-chloropropane	ND	20	17.1	86	16.5	83	4	60-130/25
106-93-4	1,2-Dibromoethane	ND	20	20.4	102	19.4	97	5	60-130/25
107-06-2	1,2-Dichloroethane	ND	20	22.7	114	21.1	106	7	60-130/25
78-87-5	1,2-Dichloropropane	ND	20	19.5	98	18.6	93	5	60-130/25
142-28-9	1,3-Dichloropropane	ND	20	19.7	99	18.7	94	5	60-130/25
108-20-3	Di-Isopropyl ether	ND	20	18.8	94	17.9	90	5	60-130/25
594-20-7	2,2-Dichloropropane	ND	20	18.4	92	17.3	87	6	60-130/25
124-48-1	Dibromochloromethane	ND	20	21.1	106	20.1	101	5	60-130/25
75-71-8	Dichlorodifluoromethane	ND	20	25.2	126	22.8	114	10	60-130/25
156-59-2	cis-1,2-Dichloroethylene	ND	20	17.8	89	17.0	85	5	60-130/25
10061-01-5	cis-1,3-Dichloropropene	ND	20	19.7	99	18.7	94	5	60-130/25
541-73-1	m-Dichlorobenzene	ND	20	18.8	94	17.9	90	5	60-130/25
95-50-1	o-Dichlorobenzene	ND	20	19.3	97	18.4	92	5	60-130/25
106-46-7	p-Dichlorobenzene	ND	20	18.9	95	17.9	90	5	60-130/25
156-60-5	trans-1,2-Dichloroethylene	ND	20	17.6	88	16.9	85	4	60-130/25
10061-02-6	trans-1,3-Dichloropropene	ND	20	18.7	94	17.8	89	5	60-130/25
100-41-4	Ethylbenzene	ND	20	19.1	96	18.1	91	5	60-130/25
637-92-3	Ethyl Tert Butyl Ether	ND	20	20.8	104	20.0	100	4	60-130/25

\* = Outside of Control Limits.

5.4.3  
5

# Matrix Spike/Matrix Spike Duplicate Summary

Job Number: C23650  
 Account: SGRPCAPH The Source Group  
 Project: T0600101592-9201 San Leandro Street, Oakland CA

Sample	File ID	DF	Analyzed	By	Prep Date	Prep Batch	Analytical Batch
C23659-1MS	N33773.D	1	09/18/12	TF	n/a	n/a	VN1082
C23659-1MSD	N33774.D	1	09/18/12	TF	n/a	n/a	VN1082
C23659-1	N33763.D	1	09/18/12	TF	n/a	n/a	VN1082

The QC reported here applies to the following samples:

Method: SW846 8260B

C23650-16

CAS No.	Compound	C23659-1 ug/l	Spike Q ug/l	MS ug/l	MS %	MSD ug/l	MSD %	RPD	Limits Rec/RPD
591-78-6	2-Hexanone	ND	80	77.6	97	74.4	93	4	60-130/25
87-68-3	Hexachlorobutadiene	ND	20	18.7	94	18.0	90	4	60-130/25
98-82-8	Isopropylbenzene	ND	20	16.8	84	16.0	80	5	60-130/25
99-87-6	p-Isopropyltoluene	ND	20	17.5	88	16.7	84	5	60-130/25
108-10-1	4-Methyl-2-pentanone	ND	80	70.5	88	69.1	86	2	60-130/25
74-83-9	Methyl bromide	ND	20	19.3	97	18.9	95	2	60-130/25
74-87-3	Methyl chloride	ND	20	19.1	96	17.4	87	9	60-130/25
74-95-3	Methylene bromide	ND	20	20.9	105	19.7	99	6	60-130/25
75-09-2	Methylene chloride	ND	20	19.3	97	18.6	93	4	60-130/25
78-93-3	Methyl ethyl ketone	ND	80	74.0	93	72.3	90	2	60-130/25
1634-04-4	Methyl Tert Butyl Ether	ND	20	20.0	100	19.1	96	5	60-130/25
91-20-3	Naphthalene	ND	20	17.6	88	17.4	87	1	60-130/25
103-65-1	n-Propylbenzene	ND	20	17.7	89	17.0	85	4	60-130/25
100-42-5	Styrene	ND	20	19.1	96	18.1	91	5	60-130/25
994-05-8	Tert-Amyl Methyl Ether	ND	20	19.5	98	18.6	93	5	60-130/25
75-65-0	Tert-Butyl Alcohol	ND	100	111	111	106	106	5	60-130/25
630-20-6	1,1,1,2-Tetrachloroethane	ND	20	21.6	108	20.4	102	6	60-130/25
71-55-6	1,1,1-Trichloroethane	ND	20	20.9	105	19.7	99	6	60-130/25
79-34-5	1,1,2,2-Tetrachloroethane	ND	20	18.9	95	18.2	91	4	60-130/25
79-00-5	1,1,2-Trichloroethane	ND	20	19.8	99	18.7	94	6	60-130/25
87-61-6	1,2,3-Trichlorobenzene	ND	20	18.5	93	17.9	90	3	60-130/25
96-18-4	1,2,3-Trichloropropane	ND	20	18.2	91	17.1	86	6	60-130/25
120-82-1	1,2,4-Trichlorobenzene	ND	20	17.0	85	16.3	82	4	60-130/25
95-63-6	1,2,4-Trimethylbenzene	ND	20	18.6	93	17.8	89	4	60-130/25
108-67-8	1,3,5-Trimethylbenzene	ND	20	18.7	94	18.0	90	4	60-130/25
127-18-4	Tetrachloroethylene	ND	20	19.7	99	18.5	93	6	60-130/25
108-88-3	Toluene	ND	20	18.6	93	17.9	90	4	60-130/25
79-01-6	Trichloroethylene	ND	20	19.9	100	18.8	94	6	60-130/25
75-69-4	Trichlorofluoromethane	ND	20	22.0	110	21.0	105	5	60-130/25
75-01-4	Vinyl chloride	ND	20	21.7	109	20.0	100	8	60-130/25
1330-20-7	Xylene (total)	ND	60	57.3	96	54.1	90	6	60-130/25

CAS No.	Surrogate Recoveries	MS	MSD	C23659-1	Limits
1868-53-7	Dibromofluoromethane	102%	101%	102%	60-130%

\* = Outside of Control Limits.

5.4.3  
 5

# Matrix Spike/Matrix Spike Duplicate Summary

Job Number: C23650  
Account: SGRPCAPH The Source Group  
Project: T0600101592-9201 San Leandro Street, Oakland CA

Sample	File ID	DF	Analyzed	By	Prep Date	Prep Batch	Analytical Batch
C23659-1MS	N33773.D	1	09/18/12	TF	n/a	n/a	VN1082
C23659-1MSD	N33774.D	1	09/18/12	TF	n/a	n/a	VN1082
C23659-1	N33763.D	1	09/18/12	TF	n/a	n/a	VN1082

The QC reported here applies to the following samples:

Method: SW846 8260B

C23650-16

CAS No.	Surrogate Recoveries	MS	MSD	C23659-1	Limits
2037-26-5	Toluene-D8	98%	97%	100%	60-130%
460-00-4	4-Bromofluorobenzene	99%	99%	94%	60-130%

\* = Outside of Control Limits.

5.4.3  
5



## **GC Semi-volatiles**

---

## **QC Data Summaries**

---

**Includes the following where applicable:**

- **Method Blank Summaries**
- **Blank Spike Summaries**
- **Matrix Spike and Duplicate Summaries**

# Method Blank Summary

Job Number: C23650  
Account: SGRPCAPH The Source Group  
Project: T0600101592 9201 San Leandro Street, Oakland CA

Sample	File ID	DF	Analyzed	By	Prep Date	Prep Batch	Analytical Batch
OP6639-MB	GG36882.D	1	09/18/12	LB	09/17/12	OP6639	GGC981

The QC reported here applies to the following samples:

Method: SW846 8015B M

C23650-1, C23650-2, C23650-3, C23650-4, C23650-5, C23650-6, C23650-7, C23650-8, C23650-9, C23650-10, C23650-11, C23650-12, C23650-13, C23650-14, C23650-15

CAS No.	Compound	Result	RL	MDL	Units	Q
	TPH (Diesel)	ND	0.10	0.050	mg/l	
	TPH (Motor Oil)	ND	0.20	0.10	mg/l	

CAS No.	Surrogate Recoveries	Limits
630-01-3	Hexacosane	82% 45-140%

6.1.1

6

# Blank Spike/Blank Spike Duplicate Summary

Job Number: C23650  
 Account: SGRPCAPH The Source Group  
 Project: T0600101592-9201 San Leandro Street, Oakland CA

Sample	File ID	DF	Analyzed	By	Prep Date	Prep Batch	Analytical Batch
OP6639-BS	GG36880.D	1	09/18/12	LB	09/17/12	OP6639	GGG981
OP6639-BSD	GG36881.D	1	09/18/12	LB	09/17/12	OP6639	GGG981

The QC reported here applies to the following samples:

Method: SW846 8015B M

C23650-1, C23650-2, C23650-3, C23650-4, C23650-5, C23650-6, C23650-7, C23650-8, C23650-9, C23650-10, C23650-11, C23650-12, C23650-13, C23650-14, C23650-15

CAS No.	Compound	Spike mg/l	BSP mg/l	BSP %	BSD mg/l	BSD %	RPD	Limits Rec/RPD
	TPH (Diesel)	1	0.832	83	0.806	81	3	45-140/30
	TPH (Motor Oil)	1	0.841	84	0.843	84	0	45-140/30

CAS No.	Surrogate Recoveries	BSP	BSD	Limits
630-01-3	Hexacosane	89%	87%	45-140%

\* = Outside of Control Limits.

6.2.1  
 6

# Matrix Spike/Matrix Spike Duplicate Summary

Job Number: C23650  
 Account: SGRPCAPH The Source Group  
 Project: T0600101592-9201 San Leandro Street, Oakland CA

Sample	File ID	DF	Analyzed	By	Prep Date	Prep Batch	Analytical Batch
OP6639-MS	GG36904.D	1	09/19/12	LB	09/17/12	OP6639	GGG981
OP6639-MSD	GG36905.D	1	09/19/12	LB	09/17/12	OP6639	GGG981
C23650-15	GG36899.D	1	09/18/12	LB	09/17/12	OP6639	GGG981

The QC reported here applies to the following samples:

Method: SW846 8015B M

C23650-1, C23650-2, C23650-3, C23650-4, C23650-5, C23650-6, C23650-7, C23650-8, C23650-9, C23650-10, C23650-11, C23650-12, C23650-13, C23650-14, C23650-15

CAS No.	Compound	C23650-15 mg/l	Spike Q	mg/l	MS mg/l	MS %	MSD mg/l	MSD %	RPD	Limits Rec/RPD
	TPH (Diesel)	0.0888	J	1.9	1.02	49	1.18	57	15	45-140/25
	TPH (Motor Oil)	ND		1.9	1.05	55	1.14	60	8	45-140/25

CAS No.	Surrogate Recoveries	MS	MSD	C23650-15	Limits
630-01-3	Hexacosane	75%	75%	70%	45-140%

\* = Outside of Control Limits.

6.3.1  
 6