



centurywest
ENGINEERING CORPORATION

January 31, 1996

Barney Chan
Alameda County Health Agency
Department of Environmental Health
1131 Harbor Bay Parkway
Alameda, CA 94502


#4241

Subject: First Quarterly Ground Water Sampling
Fiesta Beverage UST Site
966 8th Avenue
Oakland, California
CWEC: 20591-001-01

Dear Mr. Chan,

In accordance with our verbal agreement I have enclosed all documents pertinent to the January 12, 1996 sampling activities of the three monitoring wells (MW-1, MW-2 and MW-3) at the project site. Laboratory analysis, ground water gradient (0.007 ft/ft) and ground water flow direction (to the north-northwest, see Figure 2) appear to be consistent with the previous sampling activity of August 6, 1993. Three additional quarterly sampling activities will be conducted for a total of one year monitoring activity. Following the second and third sampling events, additional quarterly sampling documents will be sent to your office. After the final sampling activity, a final sampling report will be submitted to your office and will include; four quarters of laboratory analytical results, four quarters of ground water gradient maps, ground water sampling records, and conclusions and recommendations.

Please call if you have questions or need additional information.



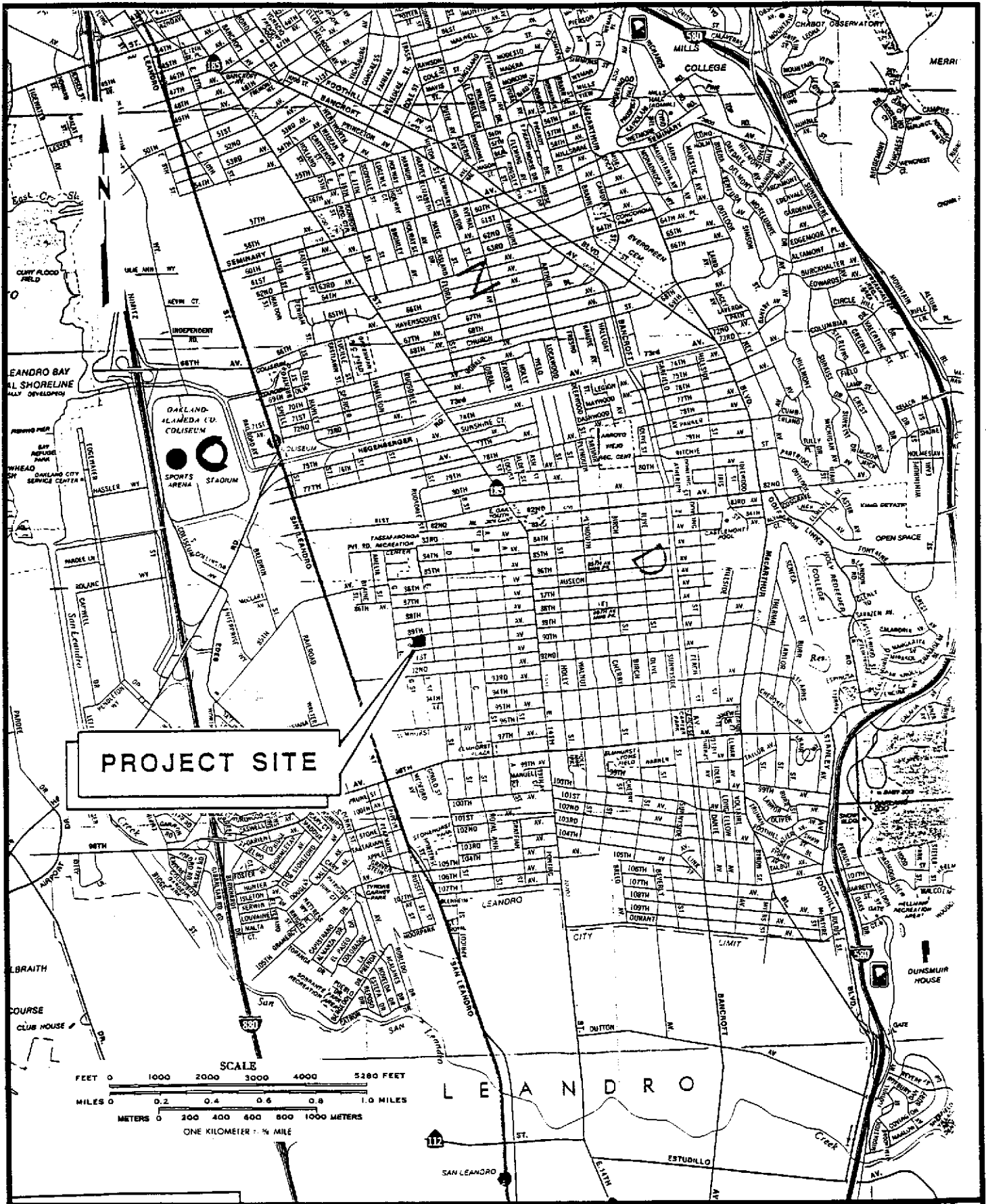
Robert S. Bogar
Geologist



LEADING THROUGH EFFECTIVE SOLUTIONS


7950 Dublin Blvd., Suite 203 Dublin, California 94568 Phone: (510) 551-7774 FAX: (510) 551-7776

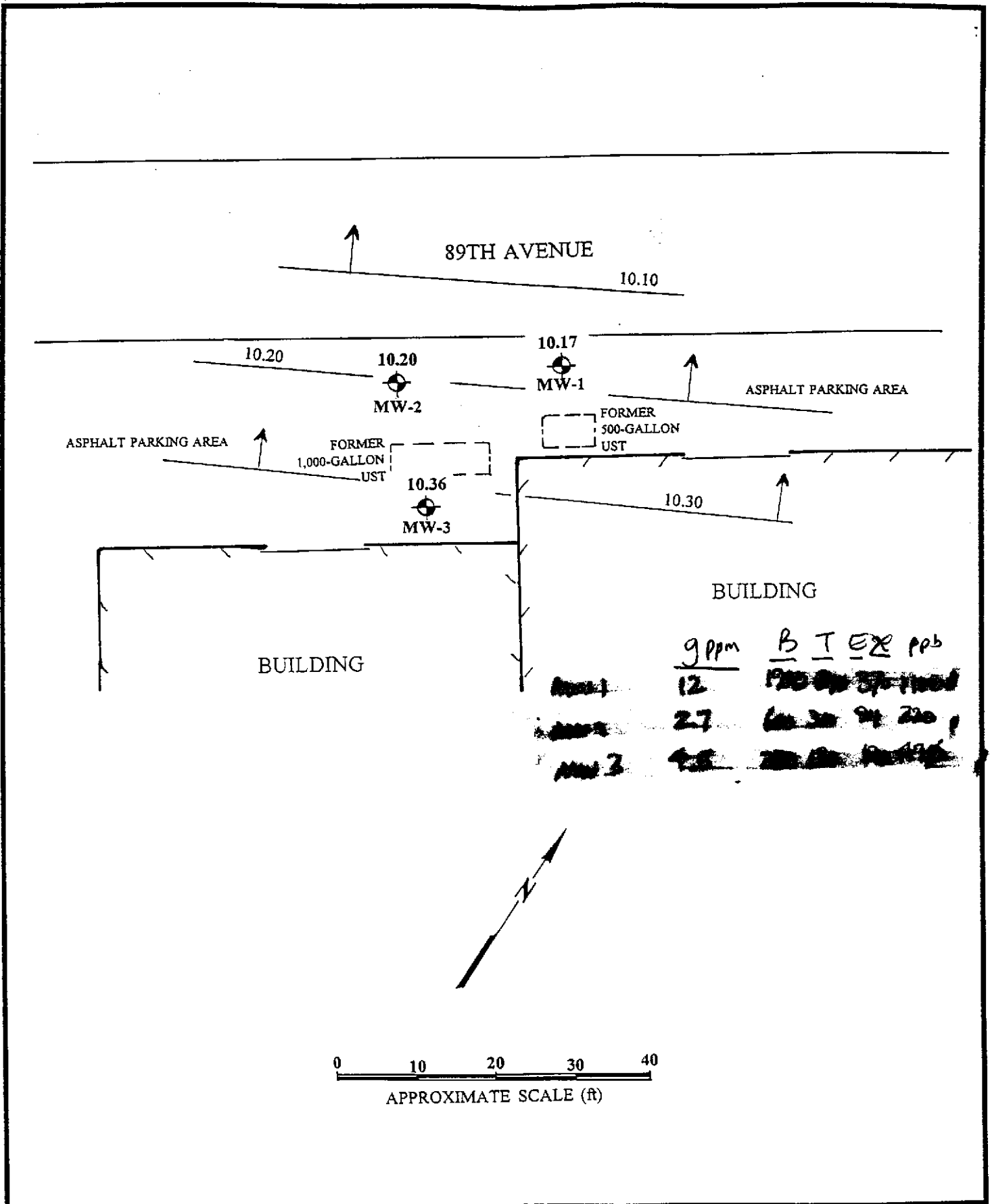
58 FEB -1 PM 2:15
1996



DESIGNED BY:	CHECKED BY:
DRAWN BY:	SCALE:
DWG. NO.:	

FIGURE 1
SITE VICINITY MAP
 CWEC: 20591-001-01

DATE:	FIGURE:
CENTURY WEST  ENGINEERING	



DESIGNED BY:	CHECKED BY:	FIGURE 2 SITE PLAN/GRADIENT MAP (01/12/96) CWEC: 20591-001-01	DATE:	FIGURE:
DRAWN BY:	SCALE:		CENTURY WEST ENGINEERING	
DWG. NO.:				

CENTURY WEST ENGINEERING

GROUNDWATER SAMPLING RECORD

SAMPLE NO. MW-2 WELL NO. MW-2

PROJECT NAME Fiesta Revlon PROJECT NO. _____

DATE 1/2 TIME _____ ELEV. TOP OF CASING _____

WELL DIAMETER _____ WELL DEPTH _____ SCREEN INTERVAL _____

H2O LEVEL INIT. _____ FIN. _____

CALC. PURGE H2O COL. _____ FT. (X) ** = _____ (X) 3 = _____ GALS.

LAB ANALYSIS _____

LABORATORY _____ PURGE/SAMPLE METHOD _____

WEATHER CONDITIONS _____

TIME	VOLUME PUMPED (GALS.)	PUMP RATE (GPM)	TEMP. (C)	COND.	PH	REMARKS (TURBIDITY)
0			50.5	1.32	7.00	clear 2.00 / no screen
2			50.0	1.30	7.00	SAME
4			49.1	"	"	"
6			49.2	1.31	"	"

SAMPLE CREW _____

REMARKS _____

** (2" = 0.163 GAL/FT) (4" = 0.653 GAL/FT)

CENTURY WEST ENGINEERING

GROUNDWATER SAMPLING RECORD

SAMPLE NO. MW-3 WELL NO. MW-3

PROJECT NAME Fiesta Beverages PROJECT NO. _____

DATE 1/12 TIME _____ ELEV. TOP OF CASING _____

WELL DIAMETER _____ WELL DEPTH _____ SCREEN INTERVAL _____

H2O LEVEL INIT. _____ FIN. _____

CALC. PURGE H2O COL. _____ FT. (X) ** = _____ (X) 3 = _____ GALS.

LAB ANALYSIS _____

LABORATORY _____ PURGE/SAMPLE METHOD _____

WEATHER CONDITIONS _____

TIME	VOLUME PUMPED (GALS.)	PUMP RATE (GPM)	TEMP. (C)	COND.	PH	REMARKS (TURBIDITY)
	0		48.1	1.60	7.02	clear (sl?) no 0/5M
	2		49.5	1.5P	7.00	SAME
	4		50.1	1.6A	7.01	"
	6					

SAMPLE CREW _____

REMARKS _____

** (2" = 0.163 GAL/FT) (4" = 0.653 GAL/FT)



NATIONAL
ENVIRONMENTAL
TESTING, INC.

Santa Rosa Division
3636 North Laughlin Road
Suite 110
Santa Rosa, CA 95403-8226
Tel: (707) 526-7200
Fax: (707) 541-2333

Jim Gribi
Century West Engineering
7950 Dublin Blvd., Ste 210
Dublin, CA 94568

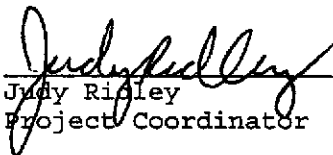
Date: 01/25/1996
NET Client Acct. No: 75300
NET Job No: 96.00144
Received: 01/13/1996

Client Reference Information

Fiesta Beverages/Proj. No. 20591-001-01

Sample analysis in support of the project referenced above has been completed and results are presented on the following pages. Results apply only to the samples analyzed. Reproduction of this report is permitted only in its entirety. Please refer to the enclosed "Key to Abbreviations" for definition of terms. Should you have questions regarding procedures or results, please feel free to call me at (707) 541-2307.

Submitted by:



Judy Riley
Project Coordinator

Enclosure (s)





Client Name: Century West Engineering

Date: 01/25/1996

Client Acct: 75300

ELAP Cert: 1386

NET Job No: 96.00144

Page: 2

Ref: Fiesta Beverages/Proj. No. 20591-001-01

SAMPLE DESCRIPTION: MW-1

Date Taken: 01/12/1996

Time Taken:

NET Sample No: 258778

Parameter	Results	Flags	Reporting			Date Extracted	Date Analyzed	Run Batch No.
			Limit	Units	Method			
TPH (Gas/BTXE,Liquid)								
5030/M8015	--						01/23/1996	3494
DILUTION FACTOR*	50						01/23/1996	3494
as Gasoline	12		2	ug/L	5030		01/23/1996	3494
8020 (GC,Liquid)							01/23/1996	3494
Benzene	1,300		20	ug/L	8020		01/23/1996	3494
Toluene	840		20	ug/L	8020		01/23/1996	3494
Ethylbenzene	378		20	ug/L	8020		01/23/1996	3494
Xylenes (Total)	1,300		20	ug/L	8020		01/23/1996	3494
SURROGATE RESULTS	--						01/23/1996	3494
Bromofluorobenzene (SURR)	85			% Rec.	5030		01/23/1996	3494

NOTE: Results apply only to the samples analyzed. Reproduction of this report is permitted only in its entirety.



Client Name: Century West Engineering
Client Acct: 75300
NET Job No: 96.00144

Date: 01/25/1996
ELAP Cert: 1386
Page: 3

Ref: Fiesta Beverages/Proj. No. 20591-001-01

SAMPLE DESCRIPTION: MW-2

Date Taken: 01/12/1996

Time Taken:

NET Sample No: 258779

Parameter	Results	Flags	Reporting			Date	Date	Run
			Limit	Units	Method	Extracted	Analyzed	Batch No.
TPH (Gas/BTXE,Liquid)								
5030/M8015	--						01/23/1996	3494
DILUTION FACTOR*	10						01/23/1996	3494
as Gasoline	2.7		0.5	mg/L	5030		01/23/1996	3494
8020 (GC,Liquid)	--						01/23/1996	3494
Benzene	600	FD	10	ug/L	8020		01/24/1996	3495
Toluene	310		5	ug/L	8020		01/23/1996	3494
Ethylbenzene	94		5	ug/L	8020		01/23/1996	3494
Xylenes (Total)	220		5	ug/L	8020		01/23/1996	3494
SURROGATE RESULTS	--						01/23/1996	3494
Bromofluorobenzene (SURR)	91			µ Rec.	5030		01/23/1996	3494

FD : Compound quantitated at a 20X dilution factor.

NOTE: Results apply only to the samples analyzed. Reproduction of this report is permitted only in its entirety.



Client Name: Century West Engineering

Date: 01/25/1996

Client Acct: 75300

ELAP Cert: 1386

NET Job No: 96.00144

Page: 4

Ref: Fiesta Beverages/Proj. No. 20591-001-01

SAMPLE DESCRIPTION: MW-3

Date Taken: 01/12/1996

Time Taken:

NET Sample No: 258780

Parameter	Results	Flags	Reporting			Date	Date	Run
			Limit	Units	Method	Extracted	Analyzed	Batch
TPH (Gas/BTEXE,Liquid)								
5030/M8015	--						01/23/1996	3494
DILUTION FACTOR*	10						01/23/1996	3494
as Gasoline	4.5		0.5	mg/L	5030		01/23/1996	3494
8020 (GC,Liquid)	--						01/23/1996	3494
Benzene	280		5	ug/L	8020		01/23/1996	3494
Toluene	180		5	ug/L	8020		01/23/1996	3494
Ethylbenzene	120		5	ug/L	8020		01/23/1996	3494
Xylenes (Total)	470		5	ug/L	8020		01/23/1996	3494
SURROGATE RESULTS	--						01/23/1996	3494
Bromofluorobenzene (SURR)	100			% Rec.	5030		01/23/1996	3494

NOTE: Results apply only to the samples analyzed. Reproduction of this report is permitted only in its entirety.



Client Name: Century West Engineering

Date: 01/25/1996

Client Acct: 75300

ELAP Cert: 1386

NET Job No: 96.00144

Page: 5

Ref: Fiesta Beverages/Proj. No. 20591-001-01

CONTINUING CALIBRATION VERIFICATION STANDARD REPORT

Parameter	CCV	CCV	CCV	Flags	Units	Date Analyzed	Analyst Initials	Run Batch Number
	Standard	Standard	Standard					
	% Recovery	Amount Found	Amount Expected					
TPH (Gas/BTXE, Liquid)								
as Gasoline	102.0	0.51	0.50		mg/L	01/23/1996	aal	3494
Benzene	92.2	4.61	5.00		ug/L	01/23/1996	aal	3494
Toluene	91.0	4.55	5.00		ug/L	01/23/1996	aal	3494
Ethylbenzene	96.2	4.81	5.00		ug/L	01/23/1996	aal	3494
Xylenes (Total)	97.3	14.6	15.0		ug/L	01/23/1996	aal	3494
Bromofluorobenzene (SURR)	97.0	97	100		% Rec.	01/23/1996	aal	3494
TPH (Gas/BTXE, Liquid)								
as Gasoline	100.0	0.50	0.50		mg/L	01/24/1996	aal	3495
Benzene	89.6	4.48	5.00		ug/L	01/24/1996	aal	3495
Toluene	87.8	4.39	5.00		ug/L	01/24/1996	aal	3495
Ethylbenzene	93.0	4.65	5.00		ug/L	01/24/1996	aal	3495
Xylenes (Total)	93.3	14.0	15.0		ug/L	01/24/1996	aal	3495
Bromofluorobenzene (SURR)	94.0	94	100		% Rec.	01/24/1996	aal	3495

NOTE: Results apply only to the samples analyzed. Reproduction of this report is permitted only in its entirety.



Client Name: Century West Engineering

Date: 01/25/1996

Client Acct: 75300

ELAP Cert: 1386

NET Job No: 96.00144

Page: 6

Ref: Fiesta Beverages/Proj. No. 20591-001-01

METHOD BLANK REPORT

Parameter	Method Blank Amount Found	Reporting Limit	Flags	Units	Date Analyzed	Analyst Initials	Run Batch Number
TPH (Gas/BTXE, Liquid)							
as Gasoline	ND	0.05		mg/L	01/23/1996	aal	3494
Benzene	ND	0.5		ug/L	01/23/1996	aal	3494
Toluene	ND	0.5		ug/L	01/23/1996	aal	3494
Ethylbenzene	ND	0.5		ug/L	01/23/1996	aal	3494
Xylenes (Total)	ND	0.5		ug/L	01/23/1996	aal	3494
Bromofluorobenzene (SURR)	89			% Rec.	01/23/1996	aal	3494
TPH (Gas/BTXE, Liquid)							
as Gasoline	ND	0.05		mg/L	01/24/1996	aal	3495
Benzene	ND	0.5		ug/L	01/24/1996	aal	3495
Toluene	ND	0.5		ug/L	01/24/1996	aal	3495
Ethylbenzene	ND	0.5		ug/L	01/24/1996	aal	3495
Xylenes (Total)	ND	0.5		ug/L	01/24/1996	aal	3495
Bromofluorobenzene (SURR)	88			% Rec.	01/24/1996	aal	3495

NOTE: Results apply only to the samples analyzed. Reproduction of this report is permitted only in its entirety.



Client Name: Century West Engineering
 Client Acct: 75300
 NET Job No: 96.00144

Date: 01/25/1996
 ELAP Cert: 1386
 Page: 7

Ref: Fiesta Beverages/Proj. No. 20591-001-01

MATRIX SPIKE / MATRIX SPIKE DUPLICATE

Parameter	Matrix Spike		RPD	Spike Amount	Sample Conc.	Matrix Spike Dup.		Flags	Units	Date Analyzed	Run Batch	Sample Spiked
	% Rec.	% Rec.				Conc.	Conc.					
5030/8015-M/8020 (Shell)												258873
Purgeable TPH	104.0	106.0	1.9	0.50	ND	0.52	0.53		mg/L	01/23/1996	3494	258873
Benzene	102.2	105.0	2.7	7.24	4.2C	11.6	11.8		ug/L	01/23/1996	3494	258873
Toluene	99.2	99.2	0.0	23.6	ND	23.4	23.4		ug/L	01/23/1996	3494	258873
TPH (Gas/BTXE,Liquid)												259229
as Gasoline	104.0	100.0	3.9	0.50	ND	0.52	0.50		mg/L	01/24/1996	3495	259229
Benzene	101.3	96.6	4.6	4.64	ND	4.70	4.48		ug/L	01/24/1996	3495	259229
Toluene	101.8	93.8	8.1	22.5	ND	22.9	21.1		ug/L	01/24/1996	3495	259229

C : Positive result confirmed by secondary column or GC/MS analysis.

NOTE: Results apply only to the samples analyzed. Reproduction of this report is permitted only in its entirety.



KEY TO ABBREVIATIONS and METHOD REFERENCES

- < : Less than; When appearing in results column indicates analyte not detected at the value following. This datum supercedes the listed Reporting Limit.
- * : Reporting Limits are a function of the dilution factor for any given sample. To obtain the actual reporting limits for this sample, multiply the stated Reporting Limits by the dilution factor (but do not multiply reported values).
- ICVS : Initial Calibration Verification Standard (External Standard).
- mean : Average; sum of measurements divided by number of measurements.
- mg/Kg (ppm) : Concentration in units of milligrams of analyte per kilogram of sample, wet-weight basis (parts per million).
- mg/L : Concentration in units of milligrams of analyte per liter of sample.
- mL/L/hr : Milliliters per liter per hour.
- MPN/100 mL : Most probable number of bacteria per one hundred milliliters of sample.
- N/A : Not applicable.
- NA : Not analyzed.
- ND : Not detected; the analyte concentration is less than applicable listed reporting limit.
- NTU : Nephelometric turbidity units.
- RPD : Relative percent difference, $100 \text{ [Value 1 - Value 2]}/\text{mean value}$.
- SNA : Standard not available.
- ug/Kg (ppb) : Concentration in units of micrograms of analyte per kilogram of sample, wet-weight basis (parts per billion).
- ug/L : Concentration in units of micrograms of analyte per liter of sample.
- umhos/cm : Micromhos per centimeter.

Method References

Methods 100 through 493: see "Methods for Chemical Analysis of Water & Wastes", U.S. EPA, 600/4-79-020, rev. 1983.

Methods 601 through 625: see "Guidelines Establishing Test Procedures for the Analysis of Pollutants" U.S. EPA, 40 CFR, Part 136, rev. 1988.

Methods 1000 through 9999: see "Test Methods for Evaluating Solid Waste", U.S. EPA SW-846, 3rd edition, 1986.

SM: see "Standard Methods for the Examination of Water & Wastewater, 17th Edition, APHA, 1989.



NATIONAL ENVIRONMENTAL TESTING, INC.

CHAIN OF CUSTODY RECORD

#988

COMPANY CENTURY WEST ENGINEERING
 ADDRESS 7950 Dublin Blvd
 PHONE (510) 551-7774 FAX 551-7776
 PROJECT NAME/LOCATION FISITA BRACKAGES
 PROJECT NUMBER 20591-001-01
 PROJECT MANAGER BOB BOGAR

REPORT TO: _____
 INVOICE TO: _____
 P.O. NO. _____
 NET QUOTE NO. _____

SAMPLED BY Bob Bogar
 (PRINT NAME) _____
 SIGNATURE [Signature]
 (PRINT NAME) _____
 SIGNATURE _____

ANALYSES

To assist us in selecting the proper method

Is this work being conducted for regulatory compliance monitoring? Yes No

Is this work being conducted for regulatory enforcement action? Yes No

Which regulations apply: RCRA NPDES Wastewater
 UST Drinking Water
 Other None

DATE	TIME	SAMPLE ID/DESCRIPTION	MATRIX	GRAB	COMP	# and Type of Containers					
						HCl	NaOH	HNO ₃	H ₂ SO ₄	OTHER	
1/12		MW-1									✓✓ TP4-6/100
u		MW-2									
u		MW-3									

COMMENTS

ST TA (10 deg)

CUSTODY SEALED
 Date 1/12/96 Time 1640 Initials [Signature]
SEAL INTACT?
 Yes No Initials [Signature]

CONDITION OF SAMPLE: BOTTLES INTACT? YES NO
 FIELD FILTERED? YES NO

COC SEALS PRESENT AND INTACT? YES NO
 VOLATILES FREE OF HEADSPACE? YES NO

TEMPERATURE UPON RECEIPT: 6°
 Bottles supplied by NET? YES NO

SAMPLE REMAINDER DISPOSAL: RETURN SAMPLE REMAINDER TO CLIENT VIA _____
 I REQUEST NET TO DISPOSE OF ALL SAMPLE REMAINDERS _____ DATE _____

RELINQUISHED BY: <u>Bob Bogar</u>	DATE <u>1/12/96</u>	TIME <u>1610</u>	RECEIVED BY: <u>Betty Harvey</u>	RELINQUISHED BY: <u>Betty Harvey</u>	DATE <u>1/12/96</u>	TIME <u>1640</u>	RECEIVED FOR NET BY: <u>[Signature]</u>	<u>1-13-96</u> <u>08:00</u>
METHOD OF SHIPMENT <u>NCS</u>			REMARKS:					

