

RECEIVED

11:00 am, Feb 04, 2009

Alameda County
Environmental Health

ConocoPhillips
76 Broadway
Sacramento, California 95818

January 30, 2009

Barbara Jakub
Alameda County Health Agency
1131 Harbor Bay parkway, Suite250
Alameda, California 94502-577


Re: **Quarterly Summary Reports—Second Quarter 2008**
76 Service Station # 4625 RO # 0298
3070 Fruitvale Ave.
Oakland, CA

Dear Ms. Jakub:

I declare under penalty of perjury that to the best of my knowledge the information and/or recommendations contained in the attached report is/are true and correct.

If you have any questions or need additional information, please call me at (916) 558-7666.

Sincerely,



Terry L. Grayson
Site Manager
Risk Management & Remediation

January 26, 2009

Ms. Barbara Jakub
Alameda County Health Agency
Department of Environmental Health
1131 Harbor Bay Parkway
Alameda, CA 94502-6577

Re: Quarterly Summary Report – Second Quarter 2008
76 Service Station No. 4625
3070 Fruitvale Avenue
Oakland, California
Case# 24168




Dear Ms. Jakub,


On behalf of ConocoPhillips Company (ConocoPhillips), Delta Consultants (Delta) is submitting the subject report and forwarding a copy of TRC's *Quarterly Monitoring Report April through June 2008*, dated July 14, 2008 for the above site. TRC has uploaded a copy of their report to the GeoTracker database.

Please contact me at (916) 503-1260 if you have questions.

Sincerely,

Delta Consultants


John Reay, P.G.
Senior Project Manager



Enclosure

cc: Mr. Terry Grayson- ConocoPhillips (electronic copy only)

QUARTERLY SUMMARY REPORT
Third Quarter 2008

County: Alameda

SITE DESCRIPTION

The site is an operating 76 service station located on the southeast corner of Fruitvale Avenue and School Street in Oakland, California. The current site facilities include a station building with two automotive service bays equipped with hydraulic lifts, four dispenser islands with two canopies, two 12,000-gallon double-wall fiberglass gasoline underground storage tanks (USTs), and one above ground waste-oil tank.

SITE BACKGROUND AND ACTIVITY

April/May 1998: The gasoline USTs, product piping and dispensers were removed and replaced. Concentrations of total petroleum hydrocarbons as gasoline (TPH-G), benzene, and methyl tertiary butyl ether (MTBE) ranged from non-detect to moderate levels.

May 1998: A waste oil UST and associated piping was also removed. Concentrations of TPH-G, benzene, total petroleum hydrocarbons as diesel (TPH-D), total oil and grease (TOG), volatile organic compounds (VOCs), semi-volatile organic compounds (SVOCs) and metals ranged from non-detect to moderate levels. A total of approximately 1,166 tons of soil were over excavated and transported from the site to Allied Waste's Forward Landfill in Manteca, California. Additionally, 40,000 gallons of groundwater were pumped from the UST pit and transported to the Tosco Refinery in Rodeo, California for disposal. A conductor casing was installed in the backfill during installation of the replacement gasoline USTs. The waste oil tank was replaced with an aboveground tank.

April 2000: Four monitoring wells were installed at the site.

May 2003: Two monitoring wells were installed to 25 feet below ground surface (bgs) and two exploratory borings were advanced to approximately 15 feet bgs. Soil samples contained low maximum levels of benzene, MTBE, and tertiary butyl alcohol (TBA), and moderate levels of TPH-G. Grab groundwater samples collected from the two soil borings were reported to contain elevated concentrations of petroleum hydrocarbons in both samples.

October 2003: Site environmental consulting responsibilities were transferred to TRC.

February/March 2006: TRC conducted a hydropunch groundwater investigation at the site which involved the advancement of two onsite and five offsite hydropunch borings using a cone penetrometer testing (CPT) rig.

July 2007: TRC installed one onsite groundwater monitoring well (MW-7) to a total depth of 55 feet below grade (fbg) and two offsite groundwater monitoring wells (MW-8 and MW-9) to a total depth of 20 fbg.

October 2007: Site environmental consulting responsibilities were transferred to Delta Consultants.

SENSITIVE RECEPTORS

August 2000: A well survey was conducted by Gettler Ryan as part of a Limited Subsurface Investigation. The well survey identified an irrigation well located approximately 1,700 feet south-southeast of the site. The only surface water body identified was Sausal Creek, located approximately 500 feet west of the site.

An additional potential sensitive receptor identified as Eden Manor is a retirement home located across Fruitvale Avenue to the west and down gradient of the site. Groundwater samples collected from MW-8 and MW-9 located along the western boundary of Fruitvale Avenue on a quarterly basis since September 27, 2007 have shown all COC to be below laboratory reporting limits.

GROUNDWATER MONITORING AND SAMPLING

The groundwater monitoring well network, consisting of eight onsite and two offsite monitoring wells, has been monitored and sampled on a quarterly basis since May 2000. During the most recent groundwater sampling event conducted on September 15, 2008, reported depth to groundwater ranged from 8.75 feet (MW-1) to 10.89 feet (MW-9) below top of casing (TOC).

The groundwater flow direction was reported west at a gradient of 0.0 ft/ft. Previous sampling event reported west gradient at 0.03 ft/ft on March 26, 2008. Reported historical groundwater flow direction has been primarily to the west.

Dissolved groundwater concentrations are reported as follows.

TPH-G Detected in three of the nine sampled wells with a maximum concentration of 2,000 µg/L in well MW-5. This is a decrease from a maximum concentration of 5,400 µg/L in well MW-5 during the previous sampling event. MW-2, and MW-6 showed concentrations of 56 µg/L and 180 µg/L respectively during the current sampling event.

Benzene Detected in two of the nine sampled wells with a maximum concentration of 160 µg/L in well MW-5. This is a decrease from a maximum concentration of 360 µg/L in well MW-5 during the previous sampling event. MW-6 showed a concentration of 7.1 µg/L during the current sampling event.

MTBE Detected in three of the nine sampled wells with a maximum concentration of 290 µg/L in well MW-5. This is a decrease from a maximum concentration of 500 µg/L in well MW-5 during the previous sampling event. MW-6 and MW-7 showed concentrations of 97 and 7 µg/L respectively during the current sampling event.

REMEDIATION STATUS

May 1998: A total of approximately 1,166 tons of soil generated during replacement of Fuel and waste oil USTs were over excavated and transported from the site to Allied Waste's Forward Landfill in Manteca, California. Additionally, 40,000 gallons of groundwater were pumped from the UST pit and transported to the Tosco Refinery in Rodeo, California for disposal. Remediation is not currently being conducted at the site.

CHARACTERIZATION STATUS

For this groundwater monitoring event TPH-G, benzene, and MTBE were detected in MW-5 at 2000 µg/L, 160 µg/L, and 290 µg/L respectively and in MW-6 at 180 µg/L, 7.1 µg/L, and 250 µg/L respectively.

RECENT CORRESPONDENCE

Letter dated July 26, 2008, subject *Fuel Lead Case No. Ro00000298 and Geotracker Global ID T0600102156, Unocal #4625, 3070 Fruitvale Avenue, Oakland, CA 94602*, by AECHS requesting Work Plan and preferential pathway evaluation to be prepared and submitted by December 8, 2008.

THIS QUARTER ACTIVITIES (Second Quarter 2008)

- TRC prepared the *Quarterly Monitoring Report, April through June 2008* dated July 14, 2008.

NEXT QUARTER ACTIVITIES (Third Quarter 2008)

- TRC will perform the third quarter 2008 groundwater monitoring and sampling event and will prepare a quarterly monitoring report.

CONSULTANT: Delta Consultants



21 Technology Drive
Irvine, CA 92618

949.727.9336 PHONE
949.727.7399 FAX

www.TRCSolutions.com

DATE: July 14, 2008

TO: ConocoPhillips Company
76 Broadway
Sacramento, CA 95818

ATTN: MR. BILL BORGH

SITE: 76 STATION 4625
3070 FRUITVALE AVENUE
OAKLAND, CALIFORNIA

RE: QUARTERLY MONITORING REPORT
APRIL THROUGH JUNE 2008

Dear Mr. Borgh:

Please find enclosed our Quarterly Monitoring Report for 76 Station 4625, located at 3070 Fruitvale Avenue, Oakland, California. If you have any questions regarding this report, please call us at (949) 727-9336.

Sincerely,

TRC

A handwritten signature in black ink, appearing to read "Anju Farfan".

Anju Farfan
Groundwater Program Operations Manager

CC: Ms. Caitlin Morgan, Delta Consultants (2 copies)

Enclosures
20-0400/4625R20 QMS



**QUARTERLY MONITORING REPORT
APRIL THROUGH JUNE 2008**

76 STATION 4625
3070 Fruitvale Avenue
Oakland, California

Prepared For:

Mr. Bill Borgh
CONOCOPHILLIPS COMPANY
76 Broadway
Sacramento, California 95818

By:



Senior Project Geologist, Irvine Operations

Date: 7/14/08



LIST OF ATTACHMENTS

Summary Sheet	Summary of Gauging and Sampling Activities
Tables	<p>Table Key</p> <p>Contents of Tables</p> <p>Table 1: Current Fluid Levels and Selected Analytical Results</p> <p>Table 1a: Additional Current Analytical Results</p> <p>Table 1b: Additional Current Analytical Results</p> <p>Table 1c: Additional Current Analytical Results</p> <p>Table 1d: Additional Current Analytical Results</p> <p>Table 1e: Additional Current Analytical Results</p> <p>Table 1f: Additional Current Analytical Results</p> <p>Table 1g: Additional Current Analytical Results</p> <p>Table 1h: Additional Current Analytical Results</p> <p>Table 1i: Additional Current Analytical Results</p> <p>Table 2: Historic Fluid Levels and Selected Analytical Results</p> <p>Table 2a: Additional Historic Analytical Results</p> <p>Table 2b: Additional Historic Analytical Results</p> <p>Table 2c: Additional Historic Analytical Results</p> <p>Table 2d: Additional Historic Analytical Results</p> <p>Table 2e: Additional Historic Analytical Results</p> <p>Table 2f: Additional Historic Analytical Results</p> <p>Table 2g: Additional Historic Analytical Results</p> <p>Table 2h: Additional Historic Analytical Results</p> <p>Table 2i: Additional Historic Analytical Results</p> <p>Table 2j: Additional Historic Analytical Results</p>
Figures	<p>Figure 1: Vicinity Map</p> <p>Figure 2: Groundwater Elevation Contour Map</p> <p>Figure 3: Dissolved-Phase TPH-G (GC/MS) Concentration Map</p> <p>Figure 4: Dissolved-Phase Benzene Concentration Map</p> <p>Figure 5: Dissolved-Phase MTBE Concentration Map</p>
Graphs	<p>Groundwater Elevations vs. Time</p> <p>Benzene Concentrations vs. Time</p>
Field Activities	<p>General Field Procedures</p> <p>Field Monitoring Data Sheet – 06/17/08</p> <p>Groundwater Sampling Field Notes – 06/17/08</p>
Laboratory Reports	<p>Official Laboratory Reports</p> <p>Quality Control Reports</p> <p>Chain of Custody Records</p>
Statements	<p>Purge Water Disposal</p> <p>Limitations</p>

Summary of Gauging and Sampling Activities
April 2008 through June 2008
76 Station 4625
3070 Fruitvale Avenue
Oakland, CA

Project Coordinator: **Bill Borgh**
Telephone: **916-558-7612**

Water Sampling Contractor: **TRC**
Compiled by: **Christina Carrillo**

Date(s) of Gauging/Sampling Event: **06/17/08**

Sample Points

Groundwater wells: **8** onsite, **2** offsite Points gauged: **10** Points sampled: **9**
Purging method: **Bailer/sub/diaphragm pump**
Purge water disposal: **Veolia/Rodeo Unit 100**
Other Sample Points: **0** Type: **n/a**

Liquid Phase Hydrocarbons (LPH)

Sample Points with LPH: **0** Maximum thickness (feet): **n/a**
LPH removal frequency: **n/a** Method: **n/a**
Treatment or disposal of water/LPH: **n/a**

Hydrogeologic Parameters

Depth to groundwater (below TOC): Minimum: **8.26 feet** Maximum: **10.58 feet**
Average groundwater elevation (relative to available local datum): **128.43 feet**
Average change in groundwater elevation since previous event: **-0.37 feet**
Interpreted groundwater gradient and flow direction:
 Current event: **0.03 ft/ft, west**
 Previous event: **0.03 ft/ft, southwest (03/26/08)**

Selected Laboratory Results

Sample Points with detected **Benzene**: **2** Sample Points above MCL (1.0 µg/l): **2**
 Maximum reported benzene concentration: **160 µg/l (MW-5)**
Sample Points with **TPH-G by GC/MS** **3** Maximum: **2,000 µg/l (MW-5)**
Sample Points with **MTBE 8260B** **3** Maximum: **290 µg/l (MW-5)**

Notes:

USTW=Monitored Only,

TABLES

TABLE KEY

STANDARD ABBREVIATIONS

--	=	not analyzed, measured, or collected
LPH	=	liquid-phase hydrocarbons
Trace	=	less than 0.01 foot of LPH in well
□g/l	=	micrograms per liter (approx. equivalent to parts per billion, ppb)
mg/l	=	milligrams per liter (approx. equivalent to parts per million, ppm)
ND<	=	not detected at or above laboratory detection limit
TOC	=	top of casing (surveyed reference elevation)
DNA	=	data not available

ANALYTES

BTEX	=	benzene, toluene, ethylbenzene, and (total) xylenes
DIPE	=	di-isopropyl ether
ETBE	=	ethyl tertiary butyl ether
MTBE	=	methyl tertiary butyl ether
PCB	=	polychlorinated biphenyls
PCE	=	tetrachloroethene
TBA	=	tertiary butyl alcohol
TCA	=	trichloroethane
TCE	=	trichloroethene
IPH-G	=	total petroleum hydrocarbons with gasoline distinction
IPH-G (GC/MS)	=	total petroleum hydrocarbons with gasoline distinction utilizing EPA Method 8260B
IPH-D	=	total petroleum hydrocarbons with diesel distinction
TRPH	=	total recoverable petroleum hydrocarbons
TAME	=	tertiary amyl methyl ether
1,1-DCA	=	1,1-dichloroethane
1,2-DCA	=	1,2-dichloroethane (same as EDC, ethylene dichloride)
1,1-DCE	=	1,1-dichloroethene
1,2-DCE	=	1,2-dichloroethene (cis- and trans-)

NOTES

- 1 Elevations are in feet above mean sea level. Depths are in feet below surveyed top-of-casing.
- 2 Groundwater elevations for wells with LPH are calculated as: $\text{Surface Elevation} - \text{Measured Depth to Water} + (\text{Dp} \times \text{LPH Thickness})$, where Dp is the density of the LPH, if known. A value of 0.75 is used for gasoline and when the density is not known. A value of 0.83 is used for diesel.
- 3 Wells with LPH are generally not sampled for laboratory analysis (see General Field Procedures).
- 4 Comments shown on tables are general. Additional explanations may be included in field notes and laboratory reports, both of which are included as part of this report.
- 5 A "J" flag indicates that a reported analytical result is an estimated concentration value between the method detection limit (MDL) and the practical quantification limit (PQL) specified by the laboratory.
- 6 Other laboratory flags (qualifiers) may have been reported. See the official laboratory report (attached) for a complete list of laboratory flags.
- 7 Concentration graphs based on tables (presented following Figures) show non-detect results prior to the Second Quarter 2000 plotted at fixed values for graphical display. Non-detect results reported since that time are plotted at reporting limits stated in the official laboratory report.
- 8 Groundwater vs. Time graphs may be corrected for apparent level changes due to re-survey.

REFERENCE

TRC began groundwater monitoring and sampling for 76 Station 4625 in October 2004. Historical data compiled prior to that time were provided by Gettler-Ryan Inc.

Contents of Tables 1 and 2

Site: 76 Station 4625

Current Event

Table 1	Well/ Date	Depth to Water	LPH Thickness	Ground- water Elevation	Change in Elevation	TPH-G (8015M)	TPH-G (GC/MS)	Benzene	Toluene	Ethyl- benzene	Total Xylenes	MTBE (8021B)	MTBE (8260B)	Comments		
Table 1a	Well/ Date	TPH-D	TBA	Ethanol (8260B)	Ethylene- dibromide (EDB)	1,2-DCA (EDC)	DIPE	ETBE	TAME	Total Oil and Grease	Bromo- benzene	Bromo- chloro- methane	Bromo- chloro- methane	Bromo- form	Bromo- methane	n-Butyl- benzene
Table 1b	Well/ Date	sec-Butyl- benzene	tert-Butyl benzene	Carbon Tetra- chloride	Chloro- benzene	Chloro- ethane	Chloroform	Chloro- methane	2- Chloro- toluene	4-Chloro- toluene	1,2Dibrom- 3-chloro- propane	Dibromo- chloro- methane	Dibromo- methane	1,2- Dichloro- benzene	1,3- Dichloro- benzene	1,4- Dichloro- benzene
Table 1c	Well/ Date	Dichloro- difluoro- methane	1,1-DCA	1,1-DCE	cis- 1,2- DCE	trans- 1,2- DCE	1,2- Dichloro- propane	1,3- Dichloro- propane	2,2- Dichloro- propane	1,1- Dichloro- propene	cis-1,3- Dichloro- propene	trans-1,3- Dichloro- propene	Hexa- chloro- butadiene	Isopropyl- benzene	p- Isopropyl- toluene	Methylene chloride
Table 1d	Well/ Date	Naph- thalene	n-Propyl- benzene	Styrene	1,1,1,2- Tetrachloro- ethane	1,1,2,2- Tetrachloro- ethane	Tetrachloro- ethene (PCE)	Trichloro- trifluoro- ethane	1,2,4- Trichloro- benzene	1,2,3- Trichloro- benzene	1,1,1- Trichloro- ethane	1,1,2- Trichloro- ethane	Trichloro- ethene (TCE)	Trichloro- fluoro- methane	1,2,3- Trichloro- propane	1,2,4- Trimethyl- benzene
Table 1e	Well/ Date	1,3,5- Trimethyl- benzene	Vinyl chloride	Acena- phtene	Acena- phtylene (svoc)	Anthra- cene	Benzol[a]- anthracene	Benzol[a]- pyrene	Benzo[b]- fluor- anthene	Benzo- [g,h,i]- perylene	Benzo[k]- fluor- anthene	Benzoic Acid	Benzyl Alcohol	Bis(2- chloro- ethoxy)	Bis(2- chloro- ethyl) ether	Bis(2- chloro- isopropyl)-
Table 1f	Well/ Date	Bis(2- ethyl- hexyl)	4-Bromo- pheny- pene- nyl	Butyl- benzyl phthalate	4-Chloro- 3-methyl- phenol	4-Chloro- aniline	2-Chloro- naphtha- lene	2-Chloro- phenol	4-Chloro- phenyl phenyl	Chrysene	Dibenzo- [a,h]- anthracene	Dibenzo- turan	1,2- Dichloro- benzene	1,3- Dichloro- benzene	1,4- Dichloro- benzene	3,3- Dichloro- benzidine
Table 1g	Well/ Date	2,4- Dichloro- phenol	Diethyl phthalate	2,4- Dimethyl- phenol	Dimethyl phthalate	Di-n-butyl phthalate	2,4-Dinitro- phenol	2,4-Dinitro- toluene	2,6-Dinitro- toluene	Di-n-octyl phthalate	Fluoran- thene	Fluorene	Hexa- chloro- benzene	HCBD (svoc)	Hexachloro cyclopenta-	Hexachloro- ethane
Table 1h	Well/ Date	Indeno- [1,2,3-c,d] pyrene	Isophorone	2-Methyl- 4,6-dinitro- phenol	2-Methyl- naphtha- lene	2-Methyl- phenol	3- and 4- Methyl- phenol	Naphtha- lene (svoc)	2-Nitro- aniline	3-Nitro- aniline	4-Nitro- aniline	Nitro- benzene	2-Nitro- phenol	4-Nitro- phenol	N- nitrosodi- n-propyl-	N-Nitro- sodiphenyl- amine
Table 1i	Well/ Date	Penta- chloro- phenol	Phen- anthrene	Phenol	Pyrene	1,2,4- Trichloro- benzene	2,4,6- Trichloro- phenol	2,4,5- Trichloro- phenol	Chromium (total)							

Historic Data

Table 2	Well/ Date	Depth to Water	LPH Thickness	Ground- water Elevation	Change in Elevation	TPH-G (8015M)	TPH-G (GC/MS)	Benzene	Toluene	Ethyl- benzene	Total Xylenes	MTBE (8021B)	MTBE (8260B)	Comments
---------	---------------	-------------------	------------------	-------------------------------	------------------------	------------------	------------------	---------	---------	-------------------	------------------	-----------------	-----------------	----------

Table 1
CURRENT FLUID LEVELS AND SELECTED ANALYTICAL RESULTS
June 17, 2008
76 Station 4625

Date Sampled	TOC Elevation	Depth to Water	LPH Thickness	Ground-water Elevation	Change in Elevation	TPH-G (8015M)	TPH-G (GC/MS)	Benzene	Toluene	Ethyl-benzene	Total Xylenes	MTBE (8021B)	MTBE (8260B)	Comments
(feet)	(feet)	(feet)	(feet)	(feet)	(feet)	(µg/l)	(µg/l)	(µg/l)	(µg/l)	(µg/l)	(µg/l)	(µg/l)	(µg/l)	
MW-1														
(Screen Interval in feet: 5.0-25.0)														
6/17/2008	137.57	8.26	0.00	129.31	-1.18	--	ND<50	ND<0.50	ND<0.50	ND<0.50	ND<1.0	--	ND<0.50	
MW-2														
(Screen Interval in feet: 5.0-25.0)														
6/17/2008	139.85	10.19	0.00	129.66	-1.44	--	56	ND<0.50	ND<0.50	ND<0.50	ND<1.0	--	ND<0.50	
MW-3														
(Screen Interval in feet: 5.0-25.0)														
6/17/2008	138.89	9.15	0.00	129.74	-1.38	--	ND<50	ND<0.50	ND<0.50	ND<0.50	ND<1.0	--	ND<0.50	
MW-4														
(Screen Interval in feet: 5.0-25.0)														
6/17/2008	137.81	9.05	0.00	128.76	-0.22	--	ND<50	ND<0.50	ND<0.50	ND<0.50	ND<1.0	--	ND<0.50	
MW-5														
(Screen Interval in feet: 5.0-25.0)														
6/17/2008	137.35	9.67	0.00	127.68	-0.45	--	2000	160	ND<0.50	99	64	--	290	
MW-6														
(Screen Interval in feet: 5.0-25.0)														
6/17/2008	138.69	9.63	0.00	129.06	-1.31	--	180	7.1	ND<0.50	2.8	2.0	--	250	
MW-7														
(Screen Interval in feet: 40.0-55.0)														
6/17/2008	138.74	9.81	0.00	128.93	3.89	--	ND<50	ND<0.50	ND<0.50	ND<0.50	ND<1.0	--	2.4	
MW-8														
(Screen Interval in feet: 5.0-20.0)														
6/17/2008	136.22	10.00	0.00	126.22	-0.59	--	ND<50	ND<0.50	ND<0.50	ND<0.50	ND<1.0	--	ND<0.50	
MW-9														
(Screen Interval in feet: 5.0-20.0)														
6/17/2008	137.11	10.58	0.00	126.53	-0.69	--	ND<50	ND<0.50	ND<0.50	ND<0.50	ND<1.0	--	ND<0.50	
USTW														
(Screen Interval in feet: DNA)														
6/17/2008	--	9.59	0.00	--	--	--	--	--	--	--	--	--	--	Monitored Only

Table 1 a
ADDITIONAL CURRENT ANALYTICAL RESULTS
76 Station 4625

Date Sampled	TPH-D (µg/l)	TBA (µg/l)	Ethanol (8260B) (µg/l)	Ethylene- dibromide (EDB) (µg/l)	1,2-DCA (EDC) (µg/l)	DIPE (µg/l)	ETBE (µg/l)	TAME (µg/l)	Total Oil and Grease (mg/l)	Bromo- benzene (µg/l)	Bromo- chloro- methane (µg/l)	Bromo- dichloro- methane (µg/l)	Bromo- form (µg/l)	Bromo- methane (µg/l)	n-Butyl- benzene (µg/l)
MW-1 6/17/2008	--	--	ND<250	--	--	--	--	--	--	--	--	--	--	--	--
MW-2 6/17/2008	--	--	ND<250	--	--	--	--	--	--	--	--	--	--	--	--
MW-3 6/17/2008	ND<50	ND<10	ND<250	ND<0.50	ND<0.50	ND<0.50	ND<0.50	ND<0.50	ND<5.0	ND<0.50	ND<0.50	ND<0.50	ND<0.50	ND<1.0	ND<0.50
MW-4 6/17/2008	--	--	ND<250	--	--	--	--	--	--	--	--	--	--	--	--
MW-5 6/17/2008	--	77	ND<250	ND<0.50	ND<0.50	ND<0.50	ND<0.50	ND<0.50	--	--	--	--	--	--	--
MW-6 6/17/2008	--	ND<10	ND<250	ND<0.50	ND<0.50	ND<0.50	ND<0.50	ND<0.50	--	--	--	--	--	--	--
MW-7 6/17/2008	--	ND<10	ND<250	ND<0.50	ND<0.50	ND<0.50	ND<0.50	ND<0.50	--	--	--	--	--	--	--
MW-8 6/17/2008	--	14	ND<250	ND<0.50	ND<0.50	ND<0.50	ND<0.50	ND<0.50	--	--	--	--	--	--	--
MW-9 6/17/2008	--	22	ND<250	ND<0.50	ND<0.50	ND<0.50	ND<0.50	ND<0.50	--	--	--	--	--	--	--

Table 1 b
ADDITIONAL CURRENT ANALYTICAL RESULTS
76 Station 4625

Date Sampled	sec-Butyl- benzene (µg/l)	tert-Butyl benzene (µg/l)	Carbon Tetra- chloride (µg/l)	Chloro- benzene (µg/l)	Chloro- ethane (µg/l)	Chloroform (µg/l)	Chloro- methane (µg/l)	2- Chloro- toluene (µg/l)	4-Chloro- toluene (µg/l)	1,2Dibrom- 3-chloro- propane (µg/l)	Dibromo- chloro- methane (µg/l)	Dibromo- methane (µg/l)	1,2- Dichloro- benzene (µg/l)	1,3- Dichloro- benzene (µg/l)	1,4- Dichloro- benzene (µg/l)
MW-3 6/17/2008	ND<0.50	ND<0.50	ND<0.50	ND<0.50	ND<0.50	ND<0.50	ND<0.50	ND<0.50	ND<0.50	ND<1.0	ND<0.50	ND<0.50	ND<0.50	ND<0.50	ND<0.50

Table 1 c
ADDITIONAL CURRENT ANALYTICAL RESULTS
76 Station 4625

Date Sampled	Dichloro-difluoromethane	1,1-DCA	1,1-DCE	cis- 1,2-DCE	trans- 1,2-DCE	1,2-Dichloropropane	1,3-Dichloropropane	2,2-Dichloropropane	1,1-Dichloropropene	cis-1,3-Dichloropropene	trans-1,3-Dichloropropene	Hexachlorobutadiene	Isopropylbenzene	p-Isopropyltoluene	Methylene chloride
	(µg/l)	(µg/l)	(µg/l)	(µg/l)	(µg/l)	(µg/l)	(µg/l)	(µg/l)	(µg/l)	(µg/l)	(µg/l)	(µg/l)	(µg/l)	(µg/l)	(µg/l)
MW-3															
6/17/2008	ND<0.50	ND<0.50	ND<0.50	ND<0.50	ND<0.50	ND<0.50	ND<0.50	ND<0.50	ND<0.50	ND<0.50	ND<0.50	ND<0.50	ND<0.50	ND<0.50	ND<1.0

Table 1 d
ADDITIONAL CURRENT ANALYTICAL RESULTS
76 Station 4625

Date Sampled	Naphthalene	n-Propylbenzene	Styrene	1,1,1,2-Tetrachloroethane	1,1,2,2-Tetrachloroethane	Tetrachloroethene (PCE)	Trichlorotrifluoroethane	1,2,4-Trichlorobenzene	1,2,3-Trichlorobenzene	1,1,1-Trichloroethane	1,1,2-Trichloroethane	Trichloroethene (TCE)	Trichlorofluoromethane	1,2,3-Trichloropropane	1,2,4-Trimethylbenzene
	(µg/l)	(µg/l)	(µg/l)	(µg/l)	(µg/l)	(µg/l)	(µg/l)	(µg/l)	(µg/l)	(µg/l)	(µg/l)	(µg/l)	(µg/l)	(µg/l)	(µg/l)
MW-3															
6/17/2008	ND<0.50	ND<0.50	ND<0.50	ND<0.50	ND<0.50	ND<0.50	ND<0.50	ND<0.50	ND<0.50	ND<0.50	ND<0.50	ND<0.50	ND<0.50	ND<1.0	ND<0.50

Table 1 e
ADDITIONAL CURRENT ANALYTICAL RESULTS
76 Station 4625

Date Sampled	i,3,5-Trimethylbenzene (µg/l)	Vinyl chloride (µg/l)	Acenaphthene (µg/l)	Acenaphthylene (svoc) (µg/l)	Anthracene (µg/l)	Benzo[a]anthracene (µg/l)	Benzo[a]pyrene (µg/l)	Benzo[b]fluoranthene (µg/l)	Benzo[g,h,i]perylene (µg/l)	Benzo[k]fluoranthene (µg/l)	Benzoic Acid (µg/l)	Benzyl Alcohol (µg/l)	Bis(2-chloroethoxy)methane (µg/l)	Bis(2-chloroethyl) ether (µg/l)	Bis(2-chloroisopropyl) ether (µg/l)
MW-3 6/17/2008	ND<0.50	ND<0.50	ND<2.0	ND<2.0	ND<2.0	ND<2.0	ND<2.0	ND<2.0	ND<2.0	ND<2.0	ND<10	ND<2.0	ND<2.0	ND<2.0	ND<2.0

Table 1 f
ADDITIONAL CURRENT ANALYTICAL RESULTS
76 Station 4625

Date Sampled	Bis(2-ethyl-hexyl) phthalate (µg/l)	4-Bromophenyphenyl ether (µg/l)	Butylbenzyl phthalate (µg/l)	4-Chloro-3-methylphenol (µg/l)	4-Chloroaniline (µg/l)	2-Chloronaphthalene (µg/l)	2-Chlorophenol (µg/l)	4-Chlorophenyl ethe (µg/l)	Chrysene (µg/l)	Dibenzo[a,h]-anthracene (µg/l)	Dibenzo-furan (µg/l)	1,2-Dichlorobenzene (svoc) (µg/l)	1,3-Dichlorobenzene (svoc) (µg/l)	1,4-Dichlorobenzene (svoc) (µg/l)	3,3-Dichlorobenzidine (µg/l)
MW-3 6/17/2008	ND<4.0	ND<2.0	ND<2.0	ND<5.0	ND<2.0	ND<2.0	ND<2.0	ND<2.0	ND<2.0	ND<3.0	ND<2.0	ND<2.0	ND<2.0	ND<2.0	ND<10

Table 1 g
ADDITIONAL CURRENT ANALYTICAL RESULTS
76 Station 4625

Date Sampled	2,4-Dichlorophenol (µg/l)	Diethyl phthalate (µg/l)	2,4-Dimethylphenol (µg/l)	Dimethyl phthalate (µg/l)	Di-n-butyl phthalate (µg/l)	2,4-Dinitrophenol (µg/l)	2,4-Dinitrotoluene (µg/l)	2,6-Dinitrotoluene (µg/l)	Di-n-octyl phthalate (µg/l)	Fluoranthene (µg/l)	Fluorene (µg/l)	Hexachlorobenzene (µg/l)	HCBD (svoc) (µg/l)	Hexachlorocyclopentadiene (µg/l)	Hexachloroethane (µg/l)
MW-3 6/17/2008	ND<2.0	ND<2.0	ND<2.0	ND<2.0	ND<2.0	ND<10	ND<2.0	ND<2.0	ND<2.0	ND<2.0	ND<2.0	ND<2.0	ND<2.0	ND<2.0	ND<2.0

Table 1 h
ADDITIONAL CURRENT ANALYTICAL RESULTS
76 Station 4625

Date Sampled	Indeno- [1,2,3-c,d] pyrene (µg/l)	Isophoronε (µg/l)	2-Methyl- 4,6-dinitro- phenol (µg/l)	2-Methyl- naphtha- lene (µg/l)	2-Methyl- phenol (µg/l)	3- and 4- Methyl- phenol (µg/l)	Naphtha- lene (svoc) (µg/l)	2-Nitro- aniline (µg/l)	3-Nitro- aniline (µg/l)	4-Nitro- aniline (µg/l)	Nitro- benzene (µg/l)	2-Nitro- phenol (µg/l)	4-Nitro- phenol (µg/l)	N-nitrosodi- n-propyl- amine (µg/l)	N-Nitro- sodiphenyl- amine (µg/l)
MW-3 6/17/2008	ND<2.0	ND<2.0	ND<10	ND<2.0	ND<2.0	ND<2.0	ND<2.0	ND<2.0	ND<2.0	ND<5.0	ND<2.0	ND<2.0	ND<2.0	ND<2.0	ND<2.0

Table 1 i
ADDITIONAL CURRENT ANALYTICAL RESULTS
76 Station 4625

Date Sampled	Penta-chloro-phenol (µg/l)	Phen-anthrene (µg/l)	Phenol (µg/l)	Pyrene (µg/l)	1,2,4-Trichloro-benzene (svoc) (µg/l)	2,4,6-Trichloro-phenol (µg/l)	2,4,5-Trichloro-phenol (µg/l)	Chromium (total) (µg/l)
MW-3 6/17/2008	ND<10	ND<2.0	ND<2.0	ND<2.0	ND<2.0	ND<5.0	ND<5.0	170

Table 2
HISTORIC FLUID LEVELS AND SELECTED ANALYTICAL RESULTS
May 2000 Through June 2008
76 Station 4625

Date Sampled	TOC Elevation (feet)	Depth to Water (feet)	LPH Thickness (feet)	Ground-water Elevation (feet)	Change in Elevation (feet)	TPH-G (8015M) (µg/l)	TPH-G (GC/MS) (µg/l)	Benzene (µg/l)	Toluene (µg/l)	Ethylbenzene (µg/l)	Total Xylenes (µg/l)	MTBE (8021B) (µg/l)	MTBE (8260B) (µg/l)	Comments
MW-1 (Screen Interval in feet: 5.0-25.0)														
5/3/2000	136.36	11.81	0.00	124.55	--	ND	--	ND	ND	ND	ND	11	14	
7/28/2000	136.36	7.79	0.00	128.57	4.02	ND	--	ND	ND	ND	ND	21	19	
10/29/2000	136.36	7.90	0.00	128.46	-0.11	62	--	ND	ND	ND	ND	6.5	3.9	
2/9/2001	136.36	7.95	0.00	128.41	-0.05	ND	--	ND	ND	ND	ND	9.0	9.0	
5/11/2001	136.36	7.22	0.00	129.14	0.73	ND	--	ND	ND	ND	ND	12.7	16.3	
8/10/2001	136.36	8.47	0.00	127.89	-1.25	ND<50	--	ND<0.50	ND<0.50	ND<0.50	ND<0.50	17	19	
11/7/2001	136.36	8.10	0.00	128.26	0.37	ND<50	--	ND<0.50	ND<0.50	ND<0.50	ND<0.50	22	26	
2/6/2002	136.36	6.84	0.00	129.52	1.26	ND<50	--	ND<0.50	ND<0.50	ND<0.50	ND<0.50	14	18	
5/8/2002	136.36	7.29	0.00	129.07	-0.45	ND<50	--	ND<0.50	ND<0.50	ND<0.50	ND<0.50	20	19	
8/9/2002	136.36	8.20	0.00	128.16	-0.91	--	57	ND<0.50	ND<0.50	ND<0.50	ND<1.0	--	22	
11/26/2002	136.36	7.78	0.00	128.58	0.42	--	ND<50	ND<0.50	ND<0.50	ND<0.50	ND<1.0	--	23	
2/14/2003	137.57	6.90	0.00	130.67	2.09	--	ND<50	ND<0.50	ND<0.50	ND<0.50	ND<1.0	--	8.8	
5/3/2003	137.57	7.36	0.00	130.21	-0.46	--	ND<50	ND<0.50	ND<0.50	ND<0.50	ND<1.0	--	3.4	
8/1/2003	137.57	7.48	0.00	130.09	-0.12	--	ND<50	ND<0.50	ND<0.50	ND<0.50	ND<1.0	--	9.7	
10/30/2003	137.57	8.74	0.00	128.83	-1.26	--	300	35	41	21	71	--	8.5	
1/29/2004	137.57	6.72	0.00	130.85	2.02	--	74	ND<0.50	4.3	ND<0.50	ND<1.0	--	12	
5/27/2004	137.57	7.98	0.00	129.59	-1.26	--	ND<50	ND<0.50	ND<0.50	ND<0.50	1.0	--	16	
8/31/2004	137.57	8.42	0.00	129.15	-0.44	--	ND<50	ND<0.50	ND<0.50	ND<0.50	ND<1.0	--	23	
11/18/2004	137.57	6.91	0.00	130.66	1.51	--	ND<50	ND<0.50	ND<0.50	ND<0.50	1.4	--	7.2	
3/25/2005	137.57	6.23	0.00	131.34	0.68	--	ND<50	ND<0.50	ND<0.50	ND<0.50	ND<1.0	--	6.2	
6/22/2005	137.57	6.83	0.00	130.74	-0.60	--	ND<50	ND<0.50	0.23J	ND<0.50	ND<1.0	--	11	
9/26/2005	137.57	7.97	0.00	129.60	-1.14	--	ND<50	ND<0.50	ND<0.50	ND<0.50	ND<1.0	--	5.6	
12/20/2005	137.57	6.73	0.00	130.84	1.24	--	ND<50	ND<0.50	ND<0.50	ND<0.50	ND<1.0	--	3.2	

Table 2
HISTORIC FLUID LEVELS AND SELECTED ANALYTICAL RESULTS
May 2000 Through June 2008
76 Station 4625

Date Sampled	TOC Elevation (feet)	Depth to Water (feet)	LPH Thickness (feet)	Ground-water Elevation (feet)	Change in Elevation (feet)	TPH-G (8015M) (µg/l)	TPH-G (GC/MS) (µg/l)	Benzene (µg/l)	Toluene (µg/l)	Ethyl-benzene (µg/l)	Total Xylenes (µg/l)	MTBE (8021B) (µg/l)	MTBE (8260B) (µg/l)	Comments
MW-1 continued														
3/29/2006	137.57	6.41	0.00	131.16	0.32	--	79	1.3	ND<0.50	1.4	4.2	--	3.4	
6/12/2006	137.57	7.10	0.00	130.47	-0.69	--	ND<50	ND<0.50	ND<0.50	ND<0.50	ND<1.0	--	1.0	
9/27/2006	137.57	7.85	0.00	129.72	-0.75	--	ND<50	ND<0.50	ND<0.50	ND<0.50	ND<0.50	--	ND<0.50	
12/27/2006	137.57	6.90	0.00	130.67	0.95	--	ND<50	ND<0.50	ND<0.50	ND<0.50	ND<0.50	--	ND<0.50	
3/16/2007	137.57	7.07	0.00	130.50	-0.17	--	ND<50	ND<0.50	ND<0.50	ND<0.50	ND<0.50	--	ND<0.50	
6/27/2007	137.57	7.53	0.00	130.04	-0.46	--	ND<50	ND<0.50	ND<0.50	ND<0.50	ND<0.50	--	ND<0.50	
9/27/2007	137.57	8.42	0.00	129.15	-0.89	--	ND<50	ND<0.50	ND<0.50	ND<0.50	ND<0.50	--	ND<0.50	
12/26/2007	137.57	6.96	0.00	130.61	1.46	--	ND<50	ND<0.50	ND<0.50	ND<0.50	ND<1.0	--	ND<0.50	
3/26/2008	137.57	7.08	0.00	130.49	-0.12	--	ND<50	ND<0.50	ND<0.50	ND<0.50	ND<1.0	--	ND<0.50	
6/17/2008	137.57	8.26	0.00	129.31	-1.18	--	ND<50	ND<0.50	ND<0.50	ND<0.50	ND<1.0	--	ND<0.50	
MW-2 (Screen Interval in feet: 5.0-25.0)														
5/3/2000	138.64	8.59	0.00	130.05	--	2400	--	53	ND	ND	240	ND	ND	
7/28/2000	138.64	9.95	0.00	128.69	-1.36	2200	--	680	4.1	57	270	24	ND	
10/29/2000	138.64	8.38	0.00	130.26	1.57	490	--	67	ND	23	22	ND	--	
2/9/2001	138.64	8.41	0.00	130.23	-0.03	ND	--	3.1	ND	0.52	1.1	ND	--	
5/11/2001	138.64	8.93	0.00	129.71	-0.52	ND	--	1.99	ND	ND	ND	ND	--	
8/10/2001	138.64	10.68	0.00	127.96	-1.75	96	--	20	ND<0.50	2.1	9.4	ND<5.0	--	
11/7/2001	138.64	10.01	0.00	128.63	0.67	480	--	110	ND<1.0	26	42	ND<10	--	
2/6/2002	138.64	8.10	0.00	130.54	1.91	69	--	13	ND<0.50	0.84	4.4	ND<5.0	--	
5/8/2002	138.64	9.16	0.00	129.48	-1.06	53	--	13	ND<0.50	1.2	1.5	ND<5.0	--	
8/9/2002	138.64	10.39	0.00	128.25	-1.23	--	140	20	ND<0.50	10	11	--	ND<2.0	
11/26/2002	138.64	9.81	0.00	128.83	0.58	--	340	87	ND<0.50	33	23	--	ND<2.0	
2/14/2003	139.85	8.19	0.00	131.66	2.83	--	130	12	ND<0.50	7.4	5.4	--	ND<2.0	
5/3/2003	139.85	6.77	0.00	133.08	1.42	--	ND<50	2.5	ND<0.50	1.7	ND<1.0	--	ND<2.0	

Table 2
HISTORIC FLUID LEVELS AND SELECTED ANALYTICAL RESULTS
May 2000 Through June 2008
76 Station 4625

Date Sampled	TOC Elevation (feet)	Depth to Water (feet)	LPH Thickness (feet)	Ground-water Elevation (feet)	Change in Elevation (feet)	TPH-G (8015M) (µg/l)	TPH-G (GC/MS) (µg/l)	Benzene (µg/l)	Toluene (µg/l)	Ethyl-benzene (µg/l)	Total Xylenes (µg/l)	MTBE (8021B) (µg/l)	MTBE (8260B) (µg/l)	Comments
MW-2 continued														
8/1/2003	139.85	9.63	0.00	130.22	-2.86	--	270	55	ND<0.50	23	6.0	--	ND<2.0	
10/30/2003	139.85	11.06	0.00	128.79	-1.43	--	180	17	4.8	6.1	13	--	ND<2.0	
1/29/2004	139.85	8.35	0.00	131.50	2.71	--	98	4.3	ND<0.50	1.5	3.6	--	ND<2.0	
5/27/2004	139.85	9.66	0.00	130.19	-1.31	--	58	1.2	ND<0.50	0.87	1.1	--	ND<0.50	
8/31/2004	139.85	10.45	0.00	129.40	-0.79	--	99	2.7	ND<0.50	1.8	2.8	--	ND<0.50	
11/18/2004	139.85	8.21	0.00	131.64	2.24	--	220	2.4	ND<0.50	2.1	1.7	--	ND<0.50	
3/25/2005	139.85	5.85	0.00	134.00	2.36	--	240	3.5	ND<0.50	4.4	6.5	--	ND<0.50	
6/22/2005	139.85	8.21	0.00	131.64	-2.36	--	56	1.1	ND<0.50	1.3	1.5	--	ND<0.50	
9/26/2005	139.85	9.98	0.00	129.87	-1.77	--	83	0.56	ND<0.50	0.86	ND<1.0	--	ND<0.50	
12/20/2005	139.85	6.59	0.00	133.26	3.39	--	63	2.6	ND<0.50	2.4	3.7	--	ND<0.50	
3/29/2006	139.85	5.79	0.00	134.06	0.80	--	94	2.0	ND<0.50	1.7	2.0	--	ND<0.50	
6/12/2006	139.85	8.72	0.00	131.13	-2.93	--	140	1.1	ND<0.50	0.94	2.8	--	ND<0.50	
9/27/2006	139.85	9.86	0.00	129.99	-1.14	--	55	0.55	ND<0.50	0.80	ND<0.50	--	ND<0.50	
12/27/2006	139.85	6.98	0.00	132.87	2.88	--	72	0.61	ND<0.50	0.52	ND<0.50	--	ND<0.50	
3/16/2007	139.85	8.10	0.00	131.75	-1.12	--	62	ND<0.50	ND<0.50	ND<0.50	ND<0.50	--	ND<0.50	
6/27/2007	139.85	9.48	0.00	130.37	-1.38	--	ND<50	ND<0.50	ND<0.50	ND<0.50	ND<0.50	--	ND<0.50	
9/27/2007	139.85	10.50	0.00	129.35	-1.02	--	280	0.65	ND<0.50	1.8	ND<0.50	--	0.70	
12/26/2007	139.85	7.84	0.00	132.01	2.66	--	64	ND<0.50	ND<0.50	ND<0.50	ND<1.0	--	0.56	
3/26/2008	139.85	8.75	0.00	131.10	-0.91	--	64	ND<0.50	ND<0.50	ND<0.50	ND<1.0	--	ND<0.50	
6/17/2008	139.85	10.19	0.00	129.66	-1.44	--	56	ND<0.50	ND<0.50	ND<0.50	ND<1.0	--	ND<0.50	
MW-3 (Screen Interval in feet: 5.0-25.0)														
5/3/2000	137.68	7.60	0.00	130.08	--	ND	--	ND	ND	ND	ND	ND	ND	
7/28/2000	137.68	8.82	0.00	128.86	-1.22	ND	--	ND	ND	ND	ND	ND	ND	
10/29/2000	137.68	7.33	0.00	130.35	1.49	ND	--	ND	ND	ND	ND	ND	--	

Table 2
HISTORIC FLUID LEVELS AND SELECTED ANALYTICAL RESULTS
May 2000 Through June 2008
76 Station 4625

Date Sampled	TOC Elevation (feet)	Depth to Water (feet)	LPH Thickness (feet)	Ground-water Elevation (feet)	Change in Elevation (feet)	TPH-G (8015M) (µg/l)	TPH-G (GC/MS) (µg/l)	Benzene (µg/l)	Toluene (µg/l)	Ethyl-benzene (µg/l)	Total Xylenes (µg/l)	MTBE (8021B) (µg/l)	MTBE (8260B) (µg/l)	Comments
MW-3 continued														
2/9/2001	137.68	7.40	0.00	130.28	-0.07	ND	--	ND	ND	ND	ND	ND	--	
5/11/2001	137.68	7.90	0.00	129.78	-0.50	ND	--	ND	ND	ND	ND	ND	--	
8/10/2001	137.68	9.09	0.00	128.59	-1.19	ND<50	--	ND<0.50	ND<0.50	ND<0.50	ND<0.50	ND<5.0	--	
11/7/2001	137.68	9.03	0.00	128.65	0.06	ND<50	--	ND<0.50	ND<0.50	ND<0.50	ND<0.50	ND<5.0	--	
2/6/2002	137.68	7.16	0.00	130.52	1.87	ND<50	--	ND<0.50	ND<0.50	ND<0.50	ND<0.50	ND<5.0	--	
5/8/2002	137.68	8.04	0.00	129.64	-0.88	ND<50	--	ND<0.50	ND<0.50	ND<0.50	ND<0.50	ND<5.0	--	
8/9/2002	137.68	9.27	0.00	128.41	-1.23	--	ND<50	ND<0.50	ND<0.50	ND<0.50	ND<1.0	--	ND<2.0	
11/26/2002	137.68	8.79	0.00	128.89	0.48	--	ND<50	ND<0.50	ND<0.50	ND<0.50	ND<1.0	--	ND<2.0	
2/14/2003	138.89	7.18	0.00	131.71	2.82	--	ND<50	ND<0.50	ND<0.50	ND<0.50	ND<1.0	--	ND<2.0	
5/3/2003	138.89	5.88	0.00	133.01	1.30	--	ND<50	ND<0.50	ND<0.50	ND<0.50	ND<1.0	--	ND<2.0	
8/1/2003	138.89	8.52	0.00	130.37	-2.64	--	ND<50	ND<0.50	ND<0.50	ND<0.50	ND<1.0	--	ND<2.0	
10/30/2003	138.89	10.05	0.00	128.84	-1.53	--	ND<50	0.62	0.83	ND<0.50	ND<1.0	--	ND<5.0	
1/29/2004	138.89	6.58	0.00	132.31	3.47	--	ND<50	ND<0.50	ND<0.50	ND<0.50	ND<1.0	--	ND<2.0	
5/27/2004	138.89	8.51	0.00	130.38	-1.93	--	ND<50	ND<0.50	ND<0.50	ND<0.50	ND<1.0	--	ND<0.50	
8/31/2004	138.89	9.72	0.00	129.17	-1.21	--	ND<50	ND<0.50	ND<0.50	ND<0.50	ND<1.0	--	ND<5.0	
11/18/2004	138.89	7.20	0.00	131.69	2.52	--	ND<50	ND<0.50	ND<0.50	ND<0.50	ND<1.0	--	ND<0.50	
D 11/18/2004	138.89	7.20	0.00	131.69	2.52	--	--	--	--	--	--	--	ND<5.0	
3/25/2005	138.89	5.39	0.00	133.50	1.81	--	ND<50	ND<0.50	ND<0.50	ND<0.50	ND<1.0	--	0.97	
6/22/2005	138.89	7.31	0.00	131.58	-1.92	--	ND<50	ND<0.50	ND<0.50	ND<0.50	ND<1.0	--	ND<0.50	
9/26/2005	138.89	8.99	0.00	129.90	-1.68	--	ND<50	ND<0.50	ND<0.50	ND<0.50	ND<1.0	--	ND<0.50	
D 9/26/2005	138.89	8.99	0.00	129.90	-1.68	--	--	ND<0.50	ND<0.50	ND<0.50	ND<0.50	--	ND<0.50	
12/20/2005	138.89	8.03	0.00	130.86	0.96	--	ND<50	ND<0.50	ND<0.50	ND<0.50	ND<1.0	--	ND<0.50	
3/29/2006	138.89	8.55	0.00	130.34	-0.52	--	61	ND<0.50	ND<0.50	ND<0.50	ND<1.0	--	0.54	Duplicates obtained by EPA method 8240

Table 2
HISTORIC FLUID LEVELS AND SELECTED ANALYTICAL RESULTS
May 2000 Through June 2008
76 Station 4625

Date Sampled	TOC Elevation (feet)	Depth to Water (feet)	LPH Thickness (feet)	Ground-water Elevation (feet)	Change in Elevation (feet)	TPH-G (8015M) (µg/l)	TPH-G (GC/MS) (µg/l)	Benzene (µg/l)	Toluene (µg/l)	Ethyl-benzene (µg/l)	Total Xylenes (µg/l)	MTBE (8021B) (µg/l)	MTBE (8260B) (µg/l)	Comments	
D MW-3 continued															
D 3/29/2006	138.89	8.55	0.00	130.34	-0.52	--	--	ND<0.50	ND<0.50	ND<0.50	ND<1.0	--	0.54	Duplicates obtained by EPA method 8240	
6/12/2006	138.89	7.70	0.00	131.19	0.85	--	ND<50	ND<0.50	ND<0.50	ND<0.50	ND<1.0	--	ND<0.50		
D 6/12/2006	138.89	7.70	0.00	131.19	0.85	--	--	ND<0.50	ND<0.50	ND<0.50	ND<1.0	--	ND<0.50		
9/27/2006	138.89	8.87	0.00	130.02	-1.17	--	ND<50	ND<0.50	ND<0.50	ND<0.50	ND<0.50	--	ND<0.50		
D 9/27/2006	138.89	8.87	0.00	130.02	-1.17	--	--	ND<0.50	ND<0.50	ND<0.50	ND<0.50	--	ND<0.50		
12/27/2006	138.89	6.10	0.00	132.79	2.77	--	ND<50	ND<0.50	ND<0.50	ND<0.50	ND<1.0	--	ND<0.50		
D 12/27/2006	138.89	6.10	0.00	132.79	2.77	--	--	ND<0.50	ND<0.50	ND<0.50	ND<0.50	--	ND<0.50		
3/16/2007	138.89	7.14	0.00	131.75	-1.04	--	ND<50	ND<0.50	ND<0.50	ND<0.50	ND<1.0	--	ND<0.50		
D 3/16/2007	138.89	7.14	0.00	131.75	-1.04	--	--	ND<0.50	ND<0.50	ND<0.50	ND<0.50	--	ND<0.50		
6/27/2007	138.89	8.58	0.00	130.31	-1.44	--	ND<50	ND<0.50	ND<0.50	ND<0.50	ND<0.50	--	ND<0.50		
9/27/2007	138.89	9.47	0.00	129.42	-0.89	--	ND<50	ND<0.50	ND<0.50	ND<0.50	ND<0.50	--	ND<0.50		
12/26/2007	138.89	7.00	0.00	131.89	2.47	--	ND<50	ND<0.50	ND<0.50	ND<0.50	ND<1.0	--	ND<0.50		
3/26/2008	138.89	7.77	0.00	131.12	-0.77	--	ND<50	ND<0.50	ND<0.50	ND<0.50	ND<1.0	--	ND<0.50		
6/17/2008	138.89	9.15	0.00	129.74	-1.38	--	ND<50	ND<0.50	ND<0.50	ND<0.50	ND<1.0	--	ND<0.50		
MW-4 (Screen Interval in feet: 5.0-25.0)															
5/3/2000	136.60	6.48	0.00	130.12	--	ND	--	ND	ND	ND	ND	ND	ND		
7/28/2000	136.60	7.55	0.00	129.05	-1.07	ND	--	ND	ND	ND	ND	ND	--		
10/29/2000	136.60	6.12	0.00	130.48	1.43	ND	--	ND	ND	ND	ND	ND	--		
2/9/2001	136.60	6.14	0.00	130.46	-0.02	ND	--	ND	ND	ND	ND	ND	--		
5/11/2001	136.60	7.51	0.00	129.09	-1.37	ND	--	ND	ND	ND	ND	ND	--		
8/10/2001	136.60	8.66	0.00	127.94	-1.15	ND<50	--	ND<0.50	ND<0.50	ND<0.50	ND<0.50	ND<5.0	--		
11/7/2001	136.60	7.92	0.00	128.68	0.74	ND<50	--	ND<0.50	ND<0.50	ND<0.50	ND<0.50	ND<5.0	--		
2/6/2002	136.60	7.18	0.00	129.42	0.74	ND<50	--	ND<0.50	ND<0.50	ND<0.50	ND<0.50	ND<5.0	--		

Table 2
HISTORIC FLUID LEVELS AND SELECTED ANALYTICAL RESULTS
May 2000 Through June 2008
76 Station 4625

Date Sampled	TOC Elevation (feet)	Depth to Water (feet)	LPH Thickness (feet)	Ground-water Elevation (feet)	Change in Elevation (feet)	TPH-G (8015M) (µg/l)	TPH-G (GC/MS) (µg/l)	Benzene (µg/l)	Toluene (µg/l)	Ethyl-benzene (µg/l)	Total Xylenes (µg/l)	MTBE (8021B) (µg/l)	MTBE (8260B) (µg/l)	Comments
MW-4 continued														
5/8/2002	136.60	6.86	0.00	129.74	0.32	ND<50	--	ND<0.50	ND<0.50	ND<0.50	ND<0.50	ND<5.0	--	
8/9/2002	136.60	7.67	0.00	128.93	-0.81	--	ND<50	ND<0.50	ND<0.50	ND<0.50	ND<1.0	--	ND<2.0	
11/26/2002	136.60	8.08	0.00	128.52	-0.41	--	ND<50	ND<0.50	ND<0.50	ND<0.50	ND<1.0	--	ND<2.0	
2/14/2003	137.81	7.43	0.00	130.38	1.86	--	ND<50	ND<0.50	ND<0.50	ND<0.50	ND<1.0	--	ND<2.0	
5/3/2003	137.81	6.05	0.00	131.76	1.38	--	ND<50	ND<0.50	ND<0.50	ND<0.50	ND<1.0	--	ND<2.0	
8/1/2003	137.81	8.21	0.00	129.60	-2.16	--	ND<50	ND<0.50	ND<0.50	ND<0.50	ND<1.0	--	ND<2.0	
10/30/2003	137.81	9.04	0.00	128.77	-0.83	--	ND<50	1.1	2.3	2.2	7.0	--	ND<2.0	
1/29/2004	137.81	8.22	0.00	129.59	0.82	--	ND<50	ND<0.50	ND<0.50	ND<0.50	ND<1.0	--	ND<2.0	
5/27/2004	137.81	7.43	0.00	130.38	0.79	--	ND<50	ND<0.50	ND<0.50	ND<0.50	ND<1.0	--	ND<0.50	
8/31/2004	137.81	8.35	0.00	129.46	-0.92	--	ND<50	ND<0.50	ND<0.50	ND<0.50	ND<1.0	--	ND<0.50	
11/18/2004	137.81	8.26	0.00	129.55	0.09	--	ND<50	ND<0.50	ND<0.50	ND<0.50	ND<1.0	--	ND<0.50	
3/25/2005	137.81	4.40	0.00	133.41	3.86	--	ND<50	ND<0.50	ND<0.50	ND<0.50	ND<1.0	--	ND<0.50	
6/22/2005	137.81	8.44	0.00	129.37	-4.04	--	ND<50	ND<0.50	ND<0.50	ND<0.50	ND<1.0	--	ND<0.50	
9/26/2005	137.81	7.93	0.00	129.88	0.51	--	ND<50	0.51	ND<0.50	0.53	2.3	--	ND<0.50	
12/20/2005	137.81	5.65	0.00	132.16	2.28	--	ND<50	ND<0.50	ND<0.50	ND<0.50	ND<1.0	--	ND<0.50	
3/29/2006	137.81	5.15	0.00	132.66	0.50	--	ND<50	ND<0.50	ND<0.50	ND<0.50	ND<1.0	--	ND<0.50	
6/12/2006	137.81	5.68	0.00	132.13	-0.53	--	ND<50	ND<0.50	ND<0.50	ND<0.50	ND<1.0	--	ND<0.50	
9/27/2006	137.81	7.52	0.00	130.29	-1.84	--	ND<50	ND<0.50	ND<0.50	ND<0.50	ND<0.50	--	ND<0.50	
12/27/2006	137.81	6.95	0.00	130.86	0.57	--	ND<50	ND<0.50	ND<0.50	ND<0.50	ND<0.50	--	ND<0.50	
3/16/2007	137.81	7.20	0.00	130.61	-0.25	--	ND<50	ND<0.50	ND<0.50	ND<0.50	ND<0.50	--	ND<0.50	
6/27/2007	137.81	7.68	0.00	130.13	-0.48	--	ND<50	ND<0.50	ND<0.50	ND<0.50	ND<0.50	--	ND<0.50	
9/27/2007	137.81	9.01	0.00	128.80	-1.33	--	ND<50	ND<0.50	ND<0.50	ND<0.50	ND<0.50	--	ND<0.50	
12/26/2007	137.81	5.98	0.00	131.83	3.03	--	ND<50	ND<0.50	ND<0.50	ND<0.50	ND<1.0	--	ND<0.50	
3/26/2008	137.81	8.83	0.00	128.98	-2.85	--	ND<50	ND<0.50	ND<0.50	ND<0.50	ND<1.0	--	ND<0.50	

Table 2
HISTORIC FLUID LEVELS AND SELECTED ANALYTICAL RESULTS
May 2000 Through June 2008
76 Station 4625

Date Sampled	TOC Elevation (feet)	Depth to Water (feet)	LPH Thickness (feet)	Ground-water Elevation (feet)	Change in Elevation (feet)	TPH-G (8015M) (µg/l)	TPH-G (GC/MS) (µg/l)	Benzene (µg/l)	Toluene (µg/l)	Ethyl-benzene (µg/l)	Total Xylenes (µg/l)	MTBE (8021B) (µg/l)	MTBE (8260B) (µg/l)	Comments
MW-4 continued														
6/17/2008	137.81	9.05	0.00	128.76	-0.22	--	ND<50	ND<0.50	ND<0.50	ND<0.50	ND<1.0	--	ND<0.50	
MW-5 (Screen Interval in feet: 5.0-25.0)														
11/26/2002	--	9.89	0.00	--	--	--	2500	350	39	32	640	--	470	
2/14/2003	137.66	8.65	0.00	129.01	--	--	6600	920	210	430	1300	--	960	
5/3/2003	137.66	8.23	0.00	129.43	0.42	--	33000	2400	2200	2000	7600	--	1500	
8/1/2003	137.66	9.63	0.00	128.03	-1.40	--	14000	880	130	630	2000	--	630	
10/30/2003	137.66	10.58	0.00	127.08	-0.95	--	1400	75	43	39	140	--	330	
1/29/2004	137.66	8.70	0.00	128.96	1.88	--	6300	750	56	400	1000	--	1100	
5/27/2004	137.66	9.59	0.00	128.07	-0.89	--	4600	260	15	300	840	--	400	
8/31/2004	137.66	10.05	0.00	127.61	-0.46	--	1500	53	ND<2.5	48	49	--	250	
11/18/2004	137.66	8.54	0.00	129.12	1.51	--	22000	1300	900	1100	4600	--	1100	
3/25/2005	137.66	7.12	0.00	130.54	1.42	--	53000	1400	660	1600	6400	--	1000	
6/22/2005	137.66	8.62	0.00	129.04	-1.50	--	5100	240	110	320	1100	--	420	
9/26/2005	137.66	9.70	0.00	127.96	-1.08	--	2500	81	ND<0.50	85	200	--	180	
12/20/2005	137.66	8.23	0.00	129.43	1.47	--	3800	220	42	240	620	--	300	
3/29/2006	137.66	6.70	0.00	130.96	1.53	--	7100	520	150	470	1500	--	680	
6/12/2006	137.66	8.68	0.00	128.98	-1.98	--	7500	290	97	500	1600	--	500	
9/27/2006	137.66	9.45	0.00	128.21	-0.77	--	2200	55	ND<0.50	85	170	--	220	
12/27/2006	137.66	7.57	0.00	130.09	1.88	--	13000	560	160	750	1900	--	580	
3/16/2007	137.66	8.10	0.00	129.56	-0.53	--	8000	340	62	400	700	--	480	
6/27/2007	137.66	9.56	0.00	128.10	-1.46	--	8900	330	14	690	1400	--	370	
9/27/2007	137.35	9.85	0.00	127.50	-0.60	--	1300	31	ND<0.50	47	23	--	140	
12/26/2007	137.35	8.99	0.00	128.36	0.86	--	5700	410	44	470	760	--	650	
3/26/2008	137.35	9.22	0.00	128.13	-0.23	--	5400	360	ND<5.0	420	350	--	500	

Table 2
HISTORIC FLUID LEVELS AND SELECTED ANALYTICAL RESULTS
May 2000 Through June 2008
76 Station 4625

Date Sampled	TOC Elevation (feet)	Depth to Water (feet)	LPH Thickness (feet)	Ground-water Elevation (feet)	Change in Elevation (feet)	TPH-G (8015M) (µg/l)	TPH-G (GC/MS) (µg/l)	Benzene (µg/l)	Toluene (µg/l)	Ethyl-benzene (µg/l)	Total Xylenes (µg/l)	MTBE (8021B) (µg/l)	MTBE (8260B) (µg/l)	Comments
MW-5 continued														
6/17/2008	137.35	9.67	0.00	127.68	-0.45	--	2000	160	ND<0.50	99	64	--	290	
MW-6 (Screen Interval in feet: 5.0-25.0)														
11/26/2002	--	9.19	0.00	--	--	--	11000	1200	2000	400	2300	--	490	
2/14/2003	138.88	7.76	0.00	131.12	--	--	13000	2300	1900	560	2300	--	360	
5/3/2003	138.88	6.62	0.00	132.26	1.14	--	4300	1000	640	260	990	--	300	
8/1/2003	138.88	9.05	0.00	129.83	-2.43	--	16000	2600	2300	740	2900	--	660	
10/30/2003	138.88	10.43	0.00	128.45	-1.38	--	2900	420	260	120	480	--	450	
1/29/2004	138.88	7.81	0.00	131.07	2.62	--	400	58	21	14	65	--	62	
5/27/2004	138.88	9.11	0.00	129.77	-1.30	--	580	58	14	20	69	--	410	
8/31/2004	138.88	9.76	0.00	129.12	-0.65	--	660	77	7.0	19	65	--	360	
11/18/2004	138.88	7.68	0.00	131.20	2.08	--	660	92	19	20	80	--	130	
3/25/2005	138.88	5.83	0.00	133.05	1.85	--	870	82	13	15	73	--	90	
6/22/2005	138.88	7.83	0.00	131.05	-2.00	--	480	84	2.4	23	72	--	360	
9/26/2005	138.88	9.50	0.00	129.38	-1.67	--	440	72	0.65	12	52	--	160	
12/20/2005	138.88	6.91	0.00	131.97	2.59	--	ND<50	ND<0.50	ND<0.50	ND<0.50	ND<1.0	--	ND<0.50	
3/29/2006	138.88	6.48	0.00	132.40	0.43	--	430	61	13	11	41	--	130	
6/12/2006	138.88	8.10	0.00	130.78	-1.62	--	1000	190	8.0	28	130	--	310	
9/27/2006	138.88	9.25	0.00	129.63	-1.15	--	330	19	0.87	5.4	29	--	220	
12/27/2006	138.88	6.88	0.00	132.00	2.37	--	220	13	2.4	3.8	9.6	--	75	
3/16/2007	138.88	7.73	0.00	131.15	-0.85	--	160	22	8.7	3.5	12	--	82	
6/27/2007	138.88	8.98	0.00	129.90	-1.25	--	310	2.9	ND<0.50	1.4	2.0	--	370	
9/27/2007	138.69	9.82	0.00	128.87	-1.03	--	500	14	ND<0.50	7.3	3.5	--	190	
12/26/2007	138.69	7.44	0.00	131.25	2.38	--	64	4.8	1.2	1.6	2.8	--	51	
3/26/2008	138.69	8.32	0.00	130.37	-0.88	--	200	21	1.1	4.0	2.6	--	97	

Table 2
HISTORIC FLUID LEVELS AND SELECTED ANALYTICAL RESULTS
May 2000 Through June 2008
76 Station 4625

Date Sampled	TOC Elevation (feet)	Depth to Water (feet)	LPH Thickness (feet)	Ground-water Elevation (feet)	Change in Elevation (feet)	TPH-G (8015M) (µg/l)	TPH-G (GC/MS) (µg/l)	Benzene (µg/l)	Toluene (µg/l)	Ethyl-benzene (µg/l)	Total Xylenes (µg/l)	MTBE (8021B) (µg/l)	MTBE (8260B) (µg/l)	Comments
MW-6 continued														
6/17/2008	138.69	9.63	0.00	129.06	-1.31	--	180	7.1	ND<0.50	2.8	2.0	--	250	
MW-7 (Screen Interval in feet: 40.0-55.0)														
9/27/2007	138.74	9.62	0.00	129.12	--	--	240	6.7	ND<0.50	24	5.0	--	16	
12/26/2007	138.74	8.60	0.00	130.14	1.02	--	73	ND<0.50	ND<0.50	9.5	ND<1.0	--	12	
3/26/2008	138.74	13.70	0.00	125.04	-5.10	--	ND<50	ND<0.50	ND<0.50	0.70	ND<1.0	--	7.0	
6/17/2008	138.74	9.81	0.00	128.93	3.89	--	ND<50	ND<0.50	ND<0.50	ND<0.50	ND<1.0	--	2.4	
MW-8 (Screen Interval in feet: 5.0-20.0)														
9/27/2007	136.22	10.02	0.00	126.20	--	--	ND<50	ND<0.50	ND<0.50	ND<0.50	ND<0.50	--	ND<0.50	
12/26/2007	136.22	9.02	0.00	127.20	1.00	--	ND<50	ND<0.50	ND<0.50	ND<0.50	ND<1.0	--	ND<0.50	
3/26/2008	136.22	9.41	0.00	126.81	-0.39	--	ND<50	ND<0.50	ND<0.50	ND<0.50	ND<1.0	--	ND<0.50	
6/17/2008	136.22	10.00	0.00	126.22	-0.59	--	ND<50	ND<0.50	ND<0.50	ND<0.50	ND<1.0	--	ND<0.50	
MW-9 (Screen Interval in feet: 5.0-20.0)														
9/27/2007	137.11	10.60	0.00	126.51	--	--	ND<50	ND<0.50	ND<0.50	ND<0.50	ND<0.50	--	ND<0.50	
12/26/2007	137.11	9.46	0.00	127.65	1.14	--	ND<50	ND<0.50	ND<0.50	ND<0.50	ND<1.0	--	ND<0.50	
3/26/2008	137.11	9.89	0.00	127.22	-0.43	--	ND<50	ND<0.50	ND<0.50	ND<0.50	ND<1.0	--	ND<0.50	
6/17/2008	137.11	10.58	0.00	126.53	-0.69	--	ND<50	ND<0.50	ND<0.50	ND<0.50	ND<1.0	--	ND<0.50	
USTW (Screen Interval in feet: DNA)														
5/3/2000	--	8.00	0.00	--	--	--	--	--	--	--	--	--	--	
7/28/2000	--	9.28	0.00	--	--	--	--	--	--	--	--	--	--	
10/29/2000	--	7.75	0.00	--	--	--	--	--	--	--	--	--	--	
2/9/2001	--	6.14	0.00	--	--	--	--	--	--	--	--	--	--	
5/11/2001	--	7.96	0.00	--	--	--	--	--	--	--	--	--	--	
8/10/2001	--	9.54	0.00	--	--	--	--	--	--	--	--	--	--	

Table 2
HISTORIC FLUID LEVELS AND SELECTED ANALYTICAL RESULTS
May 2000 Through June 2008
76 Station 4625

Date Sampled	TOC Elevation (feet)	Depth to Water (feet)	LPH Thickness (feet)	Ground-water Elevation (feet)	Change in Elevation (feet)	TPH-G (8015M) (µg/l)	TPH-G (GC/MS) (µg/l)	Benzene (µg/l)	Toluene (µg/l)	Ethyl-benzene (µg/l)	Total Xylenes (µg/l)	MTBE (8021B) (µg/l)	MTBE (8260B) (µg/l)	Comments
USTW continued														
11/7/2001	--	9.33	0.00	--	--	--	--	--	--	--	--	--	--	
2/6/2002	--	8.08	0.00	--	--	--	--	--	--	--	--	--	--	
5/8/2002	--	8.51	0.00	--	--	--	--	--	--	--	--	--	--	
8/9/2002	--	9.56	0.00	--	--	--	--	--	--	--	--	--	--	
11/26/2002	--	9.16	0.00	--	--	--	--	--	--	--	--	--	--	
5/3/2003	--	6.25	0.00	--	--	--	--	--	--	--	--	--	--	
8/1/2003	--	8.99	--	--	--	--	--	--	--	--	--	--	--	
10/30/2003	--	10.44	0.00	--	--	--	--	--	--	--	--	--	--	Monitored Only
1/29/2004	--	6.52	0.00	--	--	--	--	--	--	--	--	--	--	Monitored Only
5/27/2004	--	8.98	0.00	--	--	--	--	--	--	--	--	--	--	Monitored Only
8/31/2004	--	9.75	0.00	--	--	--	--	--	--	--	--	--	--	Monitored Only
11/18/2004	--	7.39	0.00	--	--	--	--	--	--	--	--	--	--	Monitored Only-UST well
3/25/2005	--	5.01	0.00	--	--	--	--	--	--	--	--	--	--	Monitor only
6/22/2005	--	7.63	0.00	--	--	--	--	--	--	--	--	--	--	Monitored Only
9/26/2005	--	9.45	0.00	--	--	--	--	--	--	--	--	--	--	Monitored Only
12/20/2005	--	5.35	0.00	--	--	--	--	--	--	--	--	--	--	Monitored Only
3/29/2006	--	4.83	0.00	--	--	--	--	--	--	--	--	--	--	Monitored Only
6/12/2006	--	8.05	0.00	--	--	--	--	--	--	--	--	--	--	Monitored Only
9/27/2006	--	9.21	0.00	--	--	--	--	--	--	--	--	--	--	Monitored Only
12/27/2006	--	6.37	0.00	--	--	--	--	--	--	--	--	--	--	Monitored Only
3/16/2007	--	7.43	0.00	--	--	--	--	--	--	--	--	--	--	Monitored Only
6/27/2007	--	8.92	0.00	--	--	--	--	--	--	--	--	--	--	Monitored Only
9/27/2007	--	9.80	0.00	--	--	--	--	--	--	--	--	--	--	Monitored Only
12/26/2007	--	9.72	0.00	--	--	--	--	--	--	--	--	--	--	Monitored only

Table 2
HISTORIC FLUID LEVELS AND SELECTED ANALYTICAL RESULTS
May 2000 Through June 2008
76 Station 4625

Date Sampled	TOC Elevation (feet)	Depth to Water (feet)	LPH Thickness (feet)	Ground-water Elevation (feet)	Change in Elevation (feet)	TPH-G (8015M) (µg/l)	TPH-G (GC/MS) (µg/l)	Benzene (µg/l)	Toluene (µg/l)	Ethyl-benzene (µg/l)	Total Xylenes (µg/l)	MTBE (8021B) (µg/l)	MTBE (8260B) (µg/l)	Comments
USTW continued														
3/26/2008	--	8.10	0.00	--	--	--	--	--	--	--	--	--	--	Monitored Only
6/17/2008	--	9.59	0.00	--	--	--	--	--	--	--	--	--	--	Monitored Only

Table 2 a
ADDITIONAL HISTORIC ANALYTICAL RESULTS
76 Station 4625

Date Sampled	TPH-D (µg/l)	TBA (µg/l)	Ethanol (8260B) (µg/l)	Ethylene- dibromide (EDB) (µg/l)	1,2-DCA (EDC) (µg/l)	DIPE (µg/l)	ETBE (µg/l)	TAME (µg/l)	Total Oil and Grease (mg/l)	Acenaph- thylene (µg/l)	Acetone (µg/l)	Bromo- benzene (µg/l)	Bromo- chloro- methane (µg/l)	Bromo- dichloro- methane (µg/l)	Bromo- form (µg/l)
MW-1															
2/9/2001	--	ND	ND	ND	ND	ND	ND	ND	--	--	--	--	--	--	--
5/11/2001	--	ND	ND	ND	ND	ND	ND	ND	--	--	--	--	--	--	--
8/10/2001	--	ND<100	ND<1000	ND<2.0	ND<2.0	ND<2.0	ND<2.0	ND<2.0	--	--	--	--	--	--	--
11/7/2001	--	ND<20	ND<500	ND<1.0	ND<1.0	ND<1.0	ND<1.0	ND<1.0	--	--	--	--	--	--	--
2/6/2002	--	ND<100	ND<500	ND<2.0	ND<2.0	ND<2.0	ND<2.0	ND<2.0	--	--	--	--	--	--	--
5/8/2002	--	ND<100	ND<500	ND<2.0	ND<2.0	ND<2.0	ND<2.0	ND<2.0	--	--	--	--	--	--	--
8/9/2002	--	ND<100	ND<500	ND<2.0	ND<2.0	ND<2.0	ND<2.0	ND<2.0	--	--	--	--	--	--	--
11/26/2002	--	ND<100	ND<500	ND<2.0	ND<2.0	ND<2.0	ND<2.0	ND<2.0	--	--	--	--	--	--	--
2/14/2003	--	ND<100	ND<500	ND<2.0	ND<2.0	ND<2.0	ND<2.0	ND<2.0	--	--	--	--	--	--	--
5/3/2003	--	ND<100	ND<500	ND<2.0	ND<2.0	ND<2.0	ND<2.0	ND<2.0	--	--	--	--	--	--	--
8/1/2003	--	ND<100	ND<500	ND<2.0	ND<2.0	ND<2.0	ND<2.0	ND<2.0	--	--	--	--	--	--	--
10/30/2003	--	ND<100	ND<500	ND<2.0	ND<2.0	ND<2.0	ND<2.0	ND<2.0	--	--	--	--	--	--	--
1/29/2004	--	--	ND<500	--	--	--	--	--	--	--	--	--	--	--	--
5/27/2004	--	ND<5.0	ND<50	ND<0.50	ND<0.50	ND<1.0	ND<0.50	ND<0.50	--	--	--	--	--	--	--
8/31/2004	--	ND<5.0	ND<50	ND<0.5	ND<0.5	ND<1.0	ND<0.5	ND<0.5	--	--	--	--	--	--	--
11/18/2004	--	ND<5.0	ND<50	ND<0.50	ND<0.50	ND<1.0	ND<0.50	ND<0.50	--	--	--	--	--	--	--
3/25/2005	--	--	ND<50	--	--	--	--	--	--	--	--	--	--	--	--
6/22/2005	--	--	ND<1000	--	--	--	--	--	--	--	--	--	--	--	--
9/26/2005	--	--	ND<1000	--	--	--	--	--	--	--	--	--	--	--	--
12/20/2005	--	ND<10	ND<250	ND<0.50	ND<0.50	ND<0.50	ND<0.50	ND<0.50	--	--	--	--	--	--	--
3/29/2006	--	--	ND<250	--	--	--	--	--	--	--	--	--	--	--	--
6/12/2006	--	ND<10	ND<250	ND<0.50	ND<0.50	ND<0.50	ND<0.50	ND<0.50	--	--	--	--	--	--	--
9/27/2006	--	--	ND<250	--	--	--	--	--	--	--	--	--	--	--	--
12/27/2006	--	--	ND<250	--	--	--	--	--	--	--	--	--	--	--	--
3/16/2007	--	--	ND<250	--	--	--	--	--	--	--	--	--	--	--	--
6/27/2007	--	--	ND<250	--	--	--	--	--	--	--	--	--	--	--	--

Table 2 a
ADDITIONAL HISTORIC ANALYTICAL RESULTS
76 Station 4625

Date Sampled	TPH-D (µg/l)	TBA (µg/l)	Ethanol (8260B) (µg/l)	Ethylene- dibromide (EDB) (µg/l)	1,2-DCA (EDC) (µg/l)	DIPE (µg/l)	ETBE (µg/l)	TAME (µg/l)	Total Oil and Grease (mg/l)	Acenaph- thylene (µg/l)	Acetone (µg/l)	Bromo- benzene (µg/l)	Bromo- chloro- methane (µg/l)	Bromo- dichloro- methane (µg/l)	Bromo- form (µg/l)
MW-1 continued															
9/27/2007	--	--	ND<250	--	--	--	--	--	--	--	--	--	--	--	--
12/26/2007	--	--	ND<250	--	--	--	--	--	--	--	--	--	--	--	--
3/26/2008	--	--	ND<250	--	--	--	--	--	--	--	--	--	--	--	--
6/17/2008	--	--	ND<250	--	--	--	--	--	--	--	--	--	--	--	--
MW-2															
8/1/2003	--	--	ND<500	--	--	--	--	--	--	--	--	--	--	--	--
10/30/2003	--	--	ND<500	--	--	--	--	--	--	--	--	--	--	--	--
1/29/2004	--	--	ND<500	--	--	--	--	--	--	--	--	--	--	--	--
5/27/2004	--	--	ND<50	--	--	--	--	--	--	--	--	--	--	--	--
8/31/2004	--	--	ND<50	--	--	--	--	--	--	--	--	--	--	--	--
11/18/2004	--	--	ND<50	--	--	--	--	--	--	--	--	--	--	--	--
3/25/2005	--	--	ND<50	--	--	--	--	--	--	--	--	--	--	--	--
6/22/2005	--	--	ND<1000	--	--	--	--	--	--	--	--	--	--	--	--
9/26/2005	--	--	ND<1000	--	--	--	--	--	--	--	--	--	--	--	--
12/20/2005	--	--	ND<250	--	--	--	--	--	--	--	--	--	--	--	--
3/29/2006	--	--	ND<250	--	--	--	--	--	--	--	--	--	--	--	--
6/12/2006	--	--	ND<250	--	--	--	--	--	--	--	--	--	--	--	--
9/27/2006	--	--	ND<250	--	--	--	--	--	--	--	--	--	--	--	--
12/27/2006	--	--	ND<250	--	--	--	--	--	--	--	--	--	--	--	--
3/16/2007	--	--	ND<250	--	--	--	--	--	--	--	--	--	--	--	--
6/27/2007	--	--	ND<250	--	--	--	--	--	--	--	--	--	--	--	--
9/27/2007	--	--	ND<250	--	--	--	--	--	--	--	--	--	--	--	--
12/26/2007	--	--	ND<250	--	--	--	--	--	--	--	--	--	--	--	--
3/26/2008	--	--	ND<250	--	--	--	--	--	--	--	--	--	--	--	--
6/17/2008	--	--	ND<250	--	--	--	--	--	--	--	--	--	--	--	--

Table 2 a
ADDITIONAL HISTORIC ANALYTICAL RESULTS
76 Station 4625

Date Sampled	TPH-D (µg/l)	TBA (µg/l)	Ethanol (8260B) (µg/l)	Ethylene- dibromide (EDB) (µg/l)	1,2-DCA (EDC) (µg/l)	DIPE (µg/l)	ETBE (µg/l)	TAME (µg/l)	Total Oil and Grease (mg/l)	Acenaph- thylene (µg/l)	Acetone (µg/l)	Bromo- benzene (µg/l)	Bromo- chloro- methane (µg/l)	Bromo- dichloro- methane (µg/l)	Bromo- form (µg/l)
MW-3 continued															
5/3/2000	93	--	--	--	--	--	--	--	ND	--	--	--	--	--	--
7/28/2000	ND	ND	--	ND	ND	ND	ND	ND	ND	--	--	--	--	--	--
10/29/2000	ND	--	--	--	--	--	--	--	7.0	--	--	--	--	--	--
2/9/2001	72	--	--	--	--	--	--	--	ND	--	--	--	--	--	--
5/11/2001	ND	--	--	--	--	--	--	--	ND	--	--	--	--	--	--
8/10/2001	63	--	--	--	--	--	--	--	ND<5.0	--	--	--	--	--	--
11/7/2001	88	--	--	--	--	--	--	--	ND<5.0	--	--	--	--	--	--
2/6/2002	ND<310	--	--	--	--	--	--	--	ND<5.0	--	--	--	--	--	--
5/8/2002	ND<53	--	--	--	--	--	--	--	ND<5.2	--	--	--	--	--	--
8/9/2002	ND<50	--	--	--	--	--	--	--	ND<1.0	--	--	--	--	--	--
11/26/2002	ND<50	--	--	--	--	--	--	--	ND<1.0	--	--	--	--	--	--
2/14/2003	ND<50	--	--	--	--	--	--	--	ND<1.0	--	--	--	--	--	--
5/3/2003	ND<50	--	--	--	--	--	--	--	ND<1.0	--	--	--	--	--	--
8/1/2003	ND<50	--	ND<500	--	--	--	--	--	ND<4.0	--	--	--	--	--	--
10/30/2003	ND<50	--	ND<500	ND<0.50	ND<0.50	--	--	--	ND<1.0	--	ND<50	ND<1.0	ND<1.0	ND<1.0	ND<0.50
1/29/2004	ND<50	--	ND<500	ND<0.50	ND<0.50	--	--	--	ND<1.0	ND<2.7	ND<50	ND<1.0	ND<1.0	ND<0.50	ND<0.50
5/27/2004	--	ND<5.0	ND<50	ND<0.50	ND<0.50	ND<1.0	ND<0.50	ND<0.50	ND<1.0	ND<4.0	ND<50	ND<1.0	ND<1.0	ND<0.50	ND<0.50
8/31/2004	ND<50	--	ND<50	ND<0.50	ND<0.50	--	--	--	1.2	ND<2.0	ND<50	ND<1.0	ND<1.0	ND<0.50	ND<0.50
11/18/2004	ND<50	--	ND<50	ND<0.50	ND<0.50	--	--	--	ND<5.0	--	ND<50	ND<1.0	ND<1.0	ND<0.50	ND<0.50
3/25/2005	ND<50	--	ND<50	ND<0.50	ND<0.50	--	--	--	ND<2.0	ND<2.0	ND<50	ND<1.0	ND<1.0	ND<0.50	ND<0.50
6/22/2005	--	--	ND<1000	--	ND<0.50	--	--	--	ND<5.0	--	--	--	--	ND<0.50	ND<0.50
9/26/2005	ND<200	--	ND<1000	--	ND<0.50	--	--	--	ND<5.0	--	--	--	--	ND<0.50	ND<0.50
12/20/2005	ND<200	--	ND<250	--	ND<0.50	--	--	--	ND<5.0	--	--	--	--	ND<0.50	ND<0.50
3/29/2006	ND<200	--	ND<250	--	ND<0.50	--	--	--	--	--	--	--	--	ND<0.50	ND<0.50
6/12/2006	ND<200	--	ND<250	--	ND<0.50	--	--	--	ND<5.0	--	--	--	--	ND<0.50	ND<0.50
D 6/12/2006	--	--	ND<250	--	--	--	--	--	--	--	--	--	--	--	--

Table 2 a
ADDITIONAL HISTORIC ANALYTICAL RESULTS
76 Station 4625

Date Sampled	TPH-D (µg/l)	TBA (µg/l)	Ethanol (8260B) (µg/l)	Ethylene- dibromide (EDB) (µg/l)	1,2-DCA (EDC) (µg/l)	DIPE (µg/l)	ETBE (µg/l)	TAME (µg/l)	Total Oil and Grease (mg/l)	Acenaph- thylene (µg/l)	Acetone (µg/l)	Bromo- benzene (µg/l)	Bromo- chloro- methane (µg/l)	Bromo- dichloro- methane (µg/l)	Bromo- form (µg/l)
MW-3 continued															
9/27/2006	ND<50	--	ND<250	--	ND<0.50	--	--	--	ND<5.0	--	--	--	--	ND<0.50	ND<0.50
12/27/2006	55	--	ND<250	--	ND<0.50	--	--	--	ND<5.0	--	--	--	--	ND<0.50	ND<0.50
3/16/2007	ND<50	--	ND<250	--	ND<0.50	--	--	--	ND<5.0	--	--	--	--	ND<0.50	ND<0.50
6/27/2007	63	--	ND<250	--	ND<0.50	--	--	--	ND<5.0	--	--	--	--	ND<0.50	ND<0.50
9/27/2007	87	ND<10	ND<250	ND<0.50	ND<0.50	ND<0.50	ND<0.50	ND<0.50	ND<5.0	--	--	ND<0.50	ND<0.50	ND<0.50	ND<0.50
12/26/2007	ND<50	ND<10	ND<250	ND<0.50	ND<0.50	ND<0.50	ND<0.50	ND<0.50	ND<5.0	--	--	ND<0.50	ND<0.50	ND<0.50	ND<0.50
3/26/2008	ND<50	ND<10	ND<250	ND<0.50	ND<0.50	ND<0.50	ND<0.50	ND<0.50	ND<5.0	--	--	ND<0.50	ND<0.50	ND<0.50	ND<0.50
6/17/2008	ND<50	ND<10	ND<250	ND<0.50	ND<0.50	ND<0.50	ND<0.50	ND<0.50	ND<5.0	--	--	ND<0.50	ND<0.50	ND<0.50	ND<0.50
MW-4															
2/14/2003	--	ND<100	ND<500	ND<2.0	ND<2.0	ND<2.0	ND<2.0	ND<2.0	--	--	--	--	--	--	--
8/1/2003	--	--	ND<500	ND<2.0	--	--	--	--	--	--	--	--	--	--	--
10/30/2003	--	--	ND<500	--	--	--	--	--	--	--	--	--	--	--	--
1/29/2004	--	--	ND<500	--	--	--	--	--	--	--	--	--	--	--	--
5/27/2004	--	--	ND<50	--	--	--	--	--	--	--	--	--	--	--	--
8/31/2004	--	--	ND<50	--	--	--	--	--	--	--	--	--	--	--	--
11/18/2004	--	--	ND<50	--	--	--	--	--	--	--	--	--	--	--	--
3/25/2005	--	--	ND<50	--	--	--	--	--	--	--	--	--	--	--	--
6/22/2005	--	--	ND<1000	--	--	--	--	--	--	--	--	--	--	--	--
9/26/2005	--	--	ND<1000	--	--	--	--	--	--	--	--	--	--	--	--
12/20/2005	--	--	ND<250	--	--	--	--	--	--	--	--	--	--	--	--
3/29/2006	--	--	ND<250	--	--	--	--	--	--	--	--	--	--	--	--
6/12/2006	--	--	ND<250	--	--	--	--	--	--	--	--	--	--	--	--
9/27/2006	--	--	ND<250	--	--	--	--	--	--	--	--	--	--	--	--
12/27/2006	--	--	ND<250	--	--	--	--	--	--	--	--	--	--	--	--
3/16/2007	--	--	ND<250	--	--	--	--	--	--	--	--	--	--	--	--
6/27/2007	--	--	ND<250	--	--	--	--	--	--	--	--	--	--	--	--

Table 2 a
ADDITIONAL HISTORIC ANALYTICAL RESULTS
76 Station 4625

Date Sampled	TPH-D (µg/l)	TBA (µg/l)	Ethanol (8260B) (µg/l)	Ethylene- dibromide (EDB) (µg/l)	1,2-DCA (EDC) (µg/l)	DIPE (µg/l)	ETBE (µg/l)	TAME (µg/l)	Total Oil and Grease (mg/l)	Acenaph- thylene (µg/l)	Acetone (µg/l)	Bromo- benzene (µg/l)	Bromo- chloro- methane (µg/l)	Bromo- dichloro- methane (µg/l)	Bromo- form (µg/l)
MW-4 continued															
9/27/2007	--	--	ND<250	--	--	--	--	--	--	--	--	--	--	--	--
12/26/2007	--	--	ND<250	--	--	--	--	--	--	--	--	--	--	--	--
3/26/2008	--	--	ND<250	--	--	--	--	--	--	--	--	--	--	--	--
6/17/2008	--	--	ND<250	--	--	--	--	--	--	--	--	--	--	--	--
MW-5															
11/26/2002	--	ND<1000	ND<5000	ND<20	ND<20	ND<20	ND<20	ND<20	--	--	--	--	--	--	--
2/14/2003	--	ND<1000	ND<5000	ND<20	ND<20	ND<20	ND<20	ND<20	--	--	--	--	--	--	--
5/3/2003	--	ND<10000	ND<50000	ND<200	ND<200	ND<200	ND<200	ND<200	--	--	--	--	--	--	--
8/1/2003	--	ND<1000	ND<5000	ND<20	ND<20	ND<20	ND<20	ND<20	--	--	--	--	--	--	--
10/30/2003	--	ND<500	ND<2500	ND<10	ND<10	ND<10	ND<10	ND<10	--	--	--	--	--	--	--
1/29/2004	--	ND<1000	ND<5000	ND<20	ND<20	ND<20	ND<20	ND<20	--	--	--	--	--	--	--
5/27/2004	--	ND<50	ND<500	ND<5.0	ND<5.0	ND<10	ND<5.0	ND<5.0	--	--	--	--	--	--	--
8/31/2004	--	ND<25	ND<250	ND<2.5	ND<2.5	ND<5.0	ND<2.5	ND<2.5	--	--	--	--	--	--	--
11/18/2004	--	140	ND<1000	ND<10	ND<10	ND<20	ND<10	ND<10	--	--	--	--	--	--	--
3/25/2005	--	ND<250	ND<2500	ND<25	ND<25	ND<25	ND<25	ND<25	--	--	--	--	--	--	--
6/22/2005	--	16	ND<1000	ND<0.50	ND<0.50	ND<0.50	ND<0.50	ND<0.50	--	--	--	--	--	--	--
9/26/2005	--	ND<10	ND<1000	ND<0.50	ND<0.50	ND<0.50	ND<0.50	ND<0.50	--	--	--	--	--	--	--
12/20/2005	--	ND<500	ND<12000	ND<25	ND<25	ND<25	ND<25	ND<25	--	--	--	--	--	--	--
3/29/2006	--	ND<100	ND<2500	ND<5.0	ND<5.0	ND<5.0	ND<5.0	ND<5.0	--	--	--	--	--	--	--
6/12/2006	--	ND<100	ND<2500	ND<5.0	ND<5.0	ND<5.0	ND<5.0	ND<5.0	--	--	--	--	--	--	--
9/27/2006	--	ND<10	ND<250	ND<0.50	ND<0.50	ND<0.50	ND<0.50	ND<0.50	--	--	--	--	--	--	--
12/27/2006	--	93	ND<250	ND<0.50	ND<0.50	ND<0.50	ND<0.50	ND<0.50	--	--	--	--	--	--	--
3/16/2007	--	45	ND<250	ND<0.50	ND<0.50	ND<0.50	ND<0.50	ND<0.50	--	--	--	--	--	--	--
6/27/2007	--	51	ND<250	ND<0.50	ND<0.50	ND<0.50	ND<0.50	ND<0.50	--	--	--	--	--	--	--
9/27/2007	--	ND<10	ND<250	ND<0.50	ND<0.50	ND<0.50	ND<0.50	ND<0.50	--	--	--	--	--	--	--
12/26/2007	--	230	ND<250	ND<0.50	ND<0.50	ND<0.50	ND<0.50	ND<0.50	--	--	--	--	--	--	--

Table 2 a
ADDITIONAL HISTORIC ANALYTICAL RESULTS
76 Station 4625

Date Sampled	TPH-D (µg/l)	TBA (µg/l)	Ethanol (8260B) (µg/l)	Ethylene- dibromide (EDB) (µg/l)	1,2-DCA (EDC) (µg/l)	DIPE (µg/l)	ETBE (µg/l)	TAME (µg/l)	Total Oil and Grease (mg/l)	Acenaph- thylene (µg/l)	Acetone (µg/l)	Bromo- benzene (µg/l)	Bromo- chloro- methane (µg/l)	Bromo- dichloro- methane (µg/l)	Bromo- form (µg/l)
MW-5 continued															
3/26/2008	--	230	ND<2500	ND<5.0	ND<5.0	ND<5.0	ND<5.0	ND<5.0	--	--	--	--	--	--	--
6/17/2008	--	77	ND<250	ND<0.50	ND<0.50	ND<0.50	ND<0.50	ND<0.50	--	--	--	--	--	--	--
MW-6															
11/26/2002	--	ND<2000	ND<10000	ND<40	ND<40	ND<40	ND<40	ND<40	--	--	--	--	--	--	--
2/14/2003	--	ND<2000	ND<10000	ND<40	ND<40	ND<40	ND<40	ND<40	--	--	--	--	--	--	--
5/3/2003	--	ND<5000	ND<25000	ND<100	ND<100	ND<100	ND<100	ND<100	--	--	--	--	--	--	--
8/1/2003	--	ND<4000	ND<20000	ND<80	ND<80	ND<80	ND<80	ND<80	--	--	--	--	--	--	--
10/30/2003	--	ND<1000	ND<5000	ND<20	ND<20	ND<20	ND<20	ND<20	--	--	--	--	--	--	--
1/29/2004	--	ND<100	ND<500	ND<2.0	ND<2.0	ND<2.0	ND<2.0	ND<2.0	--	--	--	--	--	--	--
5/27/2004	--	ND<25	ND<250	ND<2.5	ND<2.5	ND<5.0	ND<2.5	ND<2.5	--	--	--	--	--	--	--
8/31/2004	--	ND<25	ND<250	ND<2.5	ND<2.5	ND<5.0	ND<2.5	ND<2.5	--	--	--	--	--	--	--
11/18/2004	--	8.1	ND<50	ND<0.50	ND<0.50	ND<1.0	ND<0.50	ND<0.50	--	--	--	--	--	--	--
3/25/2005	--	45	ND<50	ND<0.50	ND<0.50	ND<0.50	ND<0.50	ND<0.50	--	--	--	--	--	--	--
6/22/2005	--	ND<10	ND<1000	ND<0.50	ND<0.50	ND<0.50	ND<0.50	ND<0.50	--	--	--	--	--	--	--
9/26/2005	--	ND<10	ND<1000	ND<0.50	ND<0.50	ND<0.50	ND<0.50	ND<0.50	--	--	--	--	--	--	--
12/20/2005	--	ND<10	ND<250	ND<0.50	ND<0.50	ND<0.50	ND<0.50	ND<0.50	--	--	--	--	--	--	--
3/29/2006	--	ND<10	ND<250	ND<0.50	ND<0.50	ND<0.50	ND<0.50	ND<0.50	--	--	--	--	--	--	--
6/12/2006	--	ND<50	ND<1200	ND<2.5	ND<2.5	ND<2.5	ND<2.5	ND<2.5	--	--	--	--	--	--	--
9/27/2006	--	ND<10	ND<250	ND<0.50	ND<0.50	ND<0.50	ND<0.50	ND<0.50	--	--	--	--	--	--	--
12/27/2006	--	ND<10	ND<250	ND<0.50	ND<0.50	ND<0.50	ND<0.50	ND<0.50	--	--	--	--	--	--	--
3/16/2007	--	ND<10	ND<250	ND<0.50	ND<0.50	ND<0.50	ND<0.50	ND<0.50	--	--	--	--	--	--	--
6/27/2007	--	ND<10	ND<250	ND<0.50	ND<0.50	ND<0.50	ND<0.50	ND<0.50	--	--	--	--	--	--	--
9/27/2007	--	110	ND<250	ND<0.50	ND<0.50	ND<0.50	ND<0.50	ND<0.50	--	--	--	--	--	--	--
12/26/2007	--	ND<10	ND<250	ND<0.50	ND<0.50	ND<0.50	ND<0.50	ND<0.50	--	--	--	--	--	--	--
3/26/2008	--	14	ND<250	ND<0.50	ND<0.50	ND<0.50	ND<0.50	ND<0.50	--	--	--	--	--	--	--
6/17/2008	--	ND<10	ND<250	ND<0.50	ND<0.50	ND<0.50	ND<0.50	ND<0.50	--	--	--	--	--	--	--

Table 2 a
ADDITIONAL HISTORIC ANALYTICAL RESULTS
76 Station 4625

Date Sampled	TPH-D (µg/l)	TBA (µg/l)	Ethanol (8260B) (µg/l)	Ethylene- dibromide (EDB) (µg/l)	1,2-DCA (EDC) (µg/l)	DIPE (µg/l)	ETBE (µg/l)	TAME (µg/l)	Total Oil and Grease (mg/l)	Acenaph- thylene (µg/l)	Acetone (µg/l)	Bromo- benzene (µg/l)	Bromo- chloro- methane (µg/l)	Bromo- dichloro- methane (µg/l)	Bromo- form (µg/l)
MW-7															
9/27/2007	--	ND<10	ND<250	ND<0.50	ND<0.50	ND<0.50	ND<0.50	ND<0.50	--	--	--	--	--	--	--
12/26/2007	--	ND<10	ND<250	ND<0.50	ND<0.50	ND<0.50	ND<0.50	ND<0.50	--	--	--	--	--	--	--
3/26/2008	--	ND<10	ND<250	ND<0.50	ND<0.50	ND<0.50	ND<0.50	ND<0.50	--	--	--	--	--	--	--
6/17/2008	--	ND<10	ND<250	ND<0.50	ND<0.50	ND<0.50	ND<0.50	ND<0.50	--	--	--	--	--	--	--
MW-8															
9/27/2007	--	ND<10	ND<250	ND<0.50	ND<0.50	ND<0.50	ND<0.50	ND<0.50	--	--	--	--	--	--	--
12/26/2007	--	ND<10	ND<250	ND<0.50	ND<0.50	ND<0.50	ND<0.50	ND<0.50	--	--	--	--	--	--	--
3/26/2008	--	ND<10	ND<250	ND<0.50	ND<0.50	ND<0.50	ND<0.50	ND<0.50	--	--	--	--	--	--	--
6/17/2008	--	14	ND<250	ND<0.50	ND<0.50	ND<0.50	ND<0.50	ND<0.50	--	--	--	--	--	--	--
MW-9															
9/27/2007	--	ND<10	ND<250	ND<0.50	ND<0.50	ND<0.50	ND<0.50	ND<0.50	--	--	--	--	--	--	--
12/26/2007	--	ND<10	ND<250	ND<0.50	ND<0.50	ND<0.50	ND<0.50	ND<0.50	--	--	--	--	--	--	--
3/26/2008	--	ND<10	ND<250	ND<0.50	ND<0.50	ND<0.50	ND<0.50	ND<0.50	--	--	--	--	--	--	--
6/17/2008	--	22	ND<250	ND<0.50	ND<0.50	ND<0.50	ND<0.50	ND<0.50	--	--	--	--	--	--	--

Table 2 b
ADDITIONAL HISTORIC ANALYTICAL RESULTS
76 Station 4625

Date Sampled	Bromo-methane	n-Butyl-benzene	sec-Butyl-benzene	tert-Butyl-benzene	Carbon Disulfide	Carbon Tetra-chloride	Chloro-benzene	Chloro-ethane	2-Chloroethyl vinyl ether	Chloroform	Chloro-methane	2-Chloro-toluene	4-Chloro-toluene	1,2Dibrom-3-chloro-propane	Dibromo-chloro-methane
	(µg/l)	(µg/l)	(µg/l)	(µg/l)	(µg/l)	(µg/l)	(µg/l)	(µg/l)	(µg/l)	(µg/l)	(µg/l)	(µg/l)	(µg/l)	(µg/l)	(µg/l)
MW-3															
10/30/2003	ND<1.0	ND<1.0	ND<1.0	ND<1.0	ND<5.0	ND<0.50	ND<0.50	ND<1.0	ND<5.0	ND<1.0	ND<1.0	ND<0.50	ND<0.50	ND<1.0	ND<0.50
1/29/2004	ND<1.0	ND<1.0	ND<1.0	ND<1.0	ND<5.0	ND<0.50	ND<0.50	ND<1.0	ND<5.0	ND<1.0	ND<1.0	ND<0.50	ND<0.50	ND<1.0	ND<0.50
5/27/2004	ND<1.0	ND<1.0	ND<1.0	ND<1.0	ND<5.0	ND<0.50	ND<0.50	ND<1.0	ND<5.0	ND<1.0	ND<1.0	ND<0.50	ND<0.50	ND<1.0	ND<0.50
8/31/2004	ND<1.0	ND<1.0	ND<1.0	ND<1.0	ND<5.0	ND<0.50	ND<0.50	ND<1.0	ND<5.0	ND<1.0	ND<1.0	ND<0.50	ND<0.50	ND<1.0	ND<0.50
11/18/2004	ND<1.0	ND<1.0	ND<1.0	ND<1.0	ND<5.0	ND<0.50	ND<0.50	ND<1.0	--	ND<1.0	ND<1.0	ND<0.50	ND<0.50	ND<1.0	ND<0.50
3/25/2005	ND<1.0	ND<1.0	ND<1.0	ND<1.0	ND<5.0	ND<0.50	ND<0.50	ND<1.0	--	ND<1.0	ND<1.0	ND<0.50	ND<0.50	ND<1.0	ND<0.50
6/22/2005	ND<1.0	--	--	--	--	ND<0.50	ND<0.50	ND<0.50	--	0.17J	ND<0.50	--	--	--	ND<0.50
9/26/2005	ND<1.0	--	--	--	--	ND<0.50	ND<0.50	ND<0.50	--	ND<0.50	ND<0.50	--	--	--	ND<0.50
12/20/2005	ND<1.0	--	--	--	--	ND<0.50	ND<0.50	ND<0.50	--	ND<0.50	ND<0.50	--	--	--	ND<0.50
3/29/2006	ND<1.0	--	--	--	--	ND<0.50	ND<0.50	ND<0.50	--	ND<0.50	ND<0.50	--	--	--	ND<0.50
6/12/2006	ND<1.0	--	--	--	--	ND<0.50	ND<0.50	ND<0.50	--	ND<0.50	ND<0.50	--	--	--	ND<0.50
9/27/2006	ND<1.0	--	--	--	--	ND<0.50	ND<0.50	ND<0.50	--	ND<0.50	ND<0.50	--	--	--	ND<0.50
12/27/2006	ND<1.0	--	--	--	--	ND<0.50	ND<0.50	ND<0.50	--	ND<0.50	ND<0.50	--	--	--	ND<0.50
3/16/2007	ND<1.0	--	--	--	--	ND<0.50	ND<0.50	ND<0.50	--	ND<0.50	ND<0.50	--	--	--	ND<0.50
6/27/2007	ND<1.0	--	--	--	--	ND<0.50	ND<0.50	ND<0.50	--	ND<0.50	ND<0.50	--	--	--	ND<0.50
9/27/2007	ND<1.0	ND<0.50	ND<0.50	ND<0.50	--	ND<0.50	ND<0.50	ND<0.50	--	ND<0.50	ND<0.50	ND<0.50	ND<0.50	ND<1.0	ND<0.50
12/26/2007	ND<1.0	ND<0.50	ND<0.50	ND<0.50	--	ND<0.50	ND<0.50	ND<0.50	--	ND<0.50	ND<0.50	ND<0.50	ND<0.50	ND<1.0	ND<0.50
3/26/2008	ND<1.0	ND<0.50	ND<0.50	ND<0.50	--	ND<0.50	ND<0.50	ND<0.50	--	ND<0.50	ND<0.50	ND<0.50	ND<0.50	ND<1.0	ND<0.50
6/17/2008	ND<1.0	ND<0.50	ND<0.50	ND<0.50	--	ND<0.50	ND<0.50	ND<0.50	--	ND<0.50	ND<0.50	ND<0.50	ND<0.50	ND<1.0	ND<0.50

Table 2 c
ADDITIONAL HISTORIC ANALYTICAL RESULTS
76 Station 4625

Date Sampled	Dibromomethane (µg/l)	1,2-Dichlorobenzene (µg/l)	1,3-Dichlorobenzene (µg/l)	1,4-Dichlorobenzene (µg/l)	Dichlorodifluoromethane (µg/l)	1,1-DCA (µg/l)	1,1-DCE (µg/l)	cis-1,2-DCE (µg/l)	trans-1,2-DCE (µg/l)	1,2-Dichloropropane (µg/l)	1,3-Dichloropropane (µg/l)	2,2-Dichloropropane (µg/l)	1,1-Dichloropropene (µg/l)	cis-1,3-Dichloropropene (µg/l)	trans-1,3-Dichloropropene (µg/l)
MW-3															
5/8/2002	--	--	--	--	--	--	--	0.69	--	--	--	--	--	--	--
10/30/2003	ND<0.50	ND<0.50	ND<0.50	ND<0.50	ND<0.50	ND<0.50	ND<0.50	ND<0.50	ND<0.50	ND<0.50	ND<1.0	ND<0.50	ND<0.50	ND<0.50	ND<0.50
1/29/2004	ND<0.50	ND<0.50	ND<0.50	ND<2.7	ND<0.50	ND<0.50	ND<0.50	ND<0.50	ND<0.50	ND<0.50	ND<1.0	ND<0.50	ND<0.50	ND<0.50	ND<0.50
5/27/2004	ND<0.50	ND<0.50	ND<0.50	ND<0.50	ND<0.50	ND<0.50	ND<0.50	ND<0.50	ND<0.50	ND<0.50	ND<1.0	ND<0.50	ND<0.50	ND<0.50	ND<0.50
8/31/2004	ND<0.50	ND<2.0	ND<0.50	ND<0.50	ND<0.50	ND<0.50	ND<0.50	ND<0.50	ND<0.50	ND<0.50	ND<1.0	ND<0.50	ND<0.50	ND<0.50	ND<0.50
11/18/2004	ND<0.50	ND<0.50	ND<0.50	ND<0.50	ND<0.50	ND<0.50	ND<0.50	ND<0.50	ND<0.50	ND<0.50	ND<1.0	ND<0.50	ND<0.50	ND<0.50	ND<0.50
3/25/2005	ND<0.50	ND<0.50	ND<0.50	ND<0.50	ND<0.50	ND<0.50	ND<0.50	ND<0.50	ND<0.50	ND<0.50	ND<1.0	ND<0.50	ND<0.50	ND<0.50	ND<0.50
6/22/2005	--	ND<2.0	ND<2.0	ND<2.0	--	ND<0.50	ND<0.50	--	ND<0.50	ND<0.50	--	--	--	ND<0.50	ND<0.50
9/26/2005	--	ND<0.50	ND<0.50	ND<0.50	--	ND<0.50	ND<0.50	--	ND<0.50	ND<0.50	--	--	--	ND<0.50	ND<0.50
12/20/2005	--	ND<0.50	ND<0.50	ND<0.50	--	ND<0.50	ND<0.50	--	ND<0.50	ND<0.50	--	--	--	ND<0.50	ND<0.50
3/29/2006	--	ND<0.50	ND<0.50	ND<0.50	--	ND<0.50	ND<0.50	--	ND<0.50	ND<0.50	--	--	--	ND<0.50	ND<0.50
6/12/2006	--	ND<0.50	ND<0.50	ND<0.50	--	ND<0.50	ND<0.50	--	ND<0.50	ND<0.50	--	--	--	ND<0.50	ND<0.50
9/27/2006	--	ND<0.50	ND<0.50	ND<0.50	--	ND<0.50	ND<0.50	--	ND<0.50	ND<0.50	--	--	--	ND<0.50	ND<0.50
12/27/2006	--	ND<0.50	ND<0.50	ND<0.50	--	ND<0.50	ND<0.50	--	ND<0.50	ND<0.50	--	--	--	ND<0.50	ND<0.50
3/16/2007	--	ND<0.50	ND<0.50	ND<0.50	--	ND<0.50	ND<0.50	--	ND<0.50	ND<0.50	--	--	--	ND<0.50	ND<0.50
6/27/2007	--	ND<0.50	ND<0.50	ND<0.50	--	ND<0.50	ND<0.50	--	ND<0.50	ND<0.50	--	--	--	ND<0.50	ND<0.50
9/27/2007	ND<0.50	ND<0.50	ND<0.50	ND<0.50	ND<0.50	ND<0.50	ND<0.50	ND<0.50	ND<0.50	ND<0.50	ND<0.50	ND<0.50	ND<0.50	ND<0.50	ND<0.50
12/26/2007	ND<0.50	ND<0.50	ND<0.50	ND<0.50	ND<0.50	ND<0.50	ND<0.50	ND<0.50	ND<0.50	ND<0.50	ND<0.50	ND<0.50	ND<0.50	ND<0.50	ND<0.50
3/26/2008	ND<0.50	ND<0.50	ND<0.50	ND<0.50	ND<0.50	ND<0.50	ND<0.50	ND<0.50	ND<0.50	ND<0.50	ND<0.50	ND<0.50	ND<0.50	ND<0.50	ND<0.50
6/17/2008	ND<0.50	ND<0.50	ND<0.50	ND<0.50	ND<0.50	ND<0.50	ND<0.50	ND<0.50	ND<0.50	ND<0.50	ND<0.50	ND<0.50	ND<0.50	ND<0.50	ND<0.50

Table 2 d
ADDITIONAL HISTORIC ANALYTICAL RESULTS
76 Station 4625

Date Sampled	Hexachlorobutadiene (µg/l)	2-Hexanone (µg/l)	Isopropylbenzene (µg/l)	p-Isopropyltoluene (µg/l)	Methyl-ethyl Keytone (µg/l)	Methyl-isobutyl ketone (µg/l)	Methylene chloride (µg/l)	Naphthalene (µg/l)	n-Propylbenzene (µg/l)	Styrene (µg/l)	1,1,1,2-Tetrachloroethane (µg/l)	1,1,2,2-Tetrachloroethane (µg/l)	Tetrachloroethene (PCE) (µg/l)	Trichlorotrifluoroethane (µg/l)	1,2,4-Trichlorobenzene (µg/l)
MW-3															
7/28/2000	--	--	--	--	--	--	--	--	--	--	--	--	2.7	--	--
5/8/2002	--	--	--	--	--	--	--	--	--	--	--	--	0.56	--	--
10/30/2003	ND<1.0	ND<50	ND<0.50	ND<1.0	ND<50	ND<50	ND<5.0	ND<1.0	ND<1.0	ND<0.50	ND<0.50	ND<0.50	ND<0.50	ND<0.50	ND<1.0
1/29/2004	ND<2.7	ND<50	ND<0.50	ND<1.0	ND<50	ND<50	ND<5.0	ND<1.0	ND<1.0	ND<0.50	ND<0.50	ND<0.50	ND<0.50	ND<0.50	ND<1.0
5/27/2004	ND<1.0	ND<50	ND<0.50	ND<1.0	ND<50	ND<50	ND<5.0	ND<1.0	ND<1.0	ND<0.50	ND<0.50	ND<0.50	ND<0.50	ND<0.50	ND<1.0
8/31/2004	ND<1.0	ND<50	ND<0.50	ND<1.0	ND<50	ND<50	ND<5.0	ND<1.0	ND<1.0	ND<0.50	ND<0.50	ND<0.50	ND<0.50	ND<0.50	ND<1.0
11/18/2004	ND<1.0	ND<50	ND<0.50	ND<1.0	ND<50	ND<50	ND<5.0	ND<1.0	ND<1.0	ND<0.50	ND<0.50	ND<0.50	ND<0.50	ND<0.50	ND<1.0
3/25/2005	ND<1.0	ND<50	ND<0.50	ND<1.0	ND<50	ND<50	ND<5.0	ND<1.0	ND<1.0	ND<0.50	ND<0.50	ND<0.50	ND<0.50	ND<0.50	ND<1.0
6/22/2005	ND<2.0	--	--	--	--	--	ND<1.0	ND<2.0	--	--	--	ND<0.50	ND<0.50	ND<0.50	ND<2.0
9/26/2005	ND<2.0	--	--	--	--	--	ND<1.0	--	--	--	--	ND<0.50	ND<0.50	ND<0.50	--
12/20/2005	ND<2.0	--	--	--	--	--	ND<1.0	ND<2.0	--	--	--	ND<0.50	ND<0.50	ND<0.50	ND<2.0
3/29/2006	--	--	--	--	--	--	ND<1.0	--	--	--	--	ND<0.50	ND<0.50	ND<0.50	--
6/12/2006	--	--	--	--	--	--	ND<1.0	--	--	--	--	ND<0.50	ND<0.50	ND<0.50	--
9/27/2006	--	--	--	--	--	--	ND<1.0	--	--	--	--	ND<0.50	ND<0.50	ND<0.50	--
12/27/2006	--	--	--	--	--	--	ND<1.0	--	--	--	--	ND<0.50	ND<0.50	ND<0.50	--
3/16/2007	--	--	--	--	--	--	ND<1.0	--	--	--	--	ND<0.50	ND<0.50	ND<0.50	--
6/27/2007	--	--	--	--	--	--	ND<1.0	--	--	--	--	ND<0.50	ND<0.50	ND<0.50	--
9/27/2007	ND<0.50	--	ND<0.50	ND<0.50	--	--	ND<1.0	ND<0.50	ND<0.50	ND<0.50	ND<0.50	ND<0.50	ND<0.50	ND<0.50	ND<0.50
12/26/2007	ND<0.50	--	ND<0.50	ND<0.50	--	--	ND<1.0	ND<0.50	ND<0.50	ND<0.50	ND<0.50	ND<0.50	ND<0.50	ND<0.50	ND<0.50
3/26/2008	ND<0.50	--	ND<0.50	ND<0.50	--	--	ND<1.0	ND<0.50	ND<0.50	ND<0.50	ND<0.50	ND<0.50	ND<0.50	ND<0.50	ND<0.50
6/17/2008	ND<0.50	--	ND<0.50	ND<0.50	--	--	ND<1.0	ND<0.50	ND<0.50	ND<0.50	ND<0.50	ND<0.50	ND<0.50	ND<0.50	ND<0.50

Table 2 e
ADDITIONAL HISTORIC ANALYTICAL RESULTS
76 Station 4625

Date Sampled	1,2,3-Trichlorobenzene (µg/l)	1,1,1-Trichloroethane (µg/l)	1,1,2-Trichloroethane (µg/l)	Trichloroethene (TCE) (µg/l)	Trichlorofluoromethane (µg/l)	1,2,3-Trichloropropane (µg/l)	1,2,4-Trimethylbenzene (µg/l)	1,3,5-Trimethylbenzene (µg/l)	Vinylacetate (µg/l)	Vinylchloride (µg/l)	Acenaphthene (µg/l)	Acenaphthylene (svoc) (µg/l)	Anthracene (µg/l)	Benzo[a]anthracene (µg/l)	Benzo[a]pyrene (µg/l)
MW-3															
11/7/2001	--	--	--	0.55	--	--	--	--	--	--	--	--	--	--	--
5/8/2002	--	--	--	0.86	--	--	--	--	--	--	--	--	--	--	--
10/30/2003	ND<1.0	ND<0.50	ND<0.50	ND<0.50	ND<1.0	--	ND<0.50	ND<0.50	ND<25	ND<0.50	--	--	--	--	--
1/29/2004	ND<1.0	ND<0.50	ND<0.50	ND<0.50	ND<1.0	--	ND<0.50	ND<0.50	ND<25	ND<0.50	ND<2.7	--	ND<2.7	ND<2.7	ND<2.7
5/27/2004	ND<1.0	ND<0.50	ND<0.50	ND<0.50	ND<1.0	--	ND<0.50	ND<0.50	ND<25	ND<0.50	ND<4.0	--	ND<4.0	ND<4.0	ND<4.0
8/31/2004	ND<1.0	ND<0.50	ND<0.50	ND<0.50	ND<1.0	--	ND<0.50	ND<0.50	ND<25	ND<0.50	ND<2.0	--	ND<2.0	ND<2.0	ND<2.0
11/18/2004	ND<1.0	ND<0.50	ND<0.50	ND<0.50	ND<1.0	--	ND<0.50	ND<0.50	ND<25	ND<0.50	--	--	--	--	--
3/25/2005	ND<1.0	ND<0.50	ND<0.50	ND<0.50	ND<1.0	--	ND<0.50	ND<0.50	ND<25	ND<0.50	ND<2.0	--	ND<2.0	ND<2.0	ND<2.0
6/22/2005	--	ND<0.50	ND<0.50	0.25J	ND<0.50	--	--	--	--	ND<0.50	ND<2.0	ND<2.0	ND<2.0	ND<2.0	ND<2.0
9/26/2005	--	ND<0.50	ND<0.50	ND<0.50	ND<0.50	--	--	--	--	ND<0.50	ND<2.0	ND<2.0	ND<2.0	ND<2.0	ND<2.0
12/20/2005	--	ND<0.50	ND<0.50	ND<0.50	ND<0.50	--	--	--	--	ND<0.50	ND<2.0	ND<2.0	ND<2.0	ND<2.0	ND<2.0
3/29/2006	--	ND<0.50	ND<0.50	ND<0.50	ND<0.50	--	--	--	--	ND<0.50	ND<2.0	ND<2.0	ND<2.0	ND<2.0	ND<2.0
6/12/2006	--	ND<0.50	ND<0.50	ND<0.50	ND<0.50	--	--	--	--	ND<0.50	ND<2.0	ND<2.0	ND<2.0	ND<2.0	ND<2.0
9/27/2006	--	ND<0.50	ND<0.50	ND<0.50	ND<0.50	--	--	--	--	ND<0.50	ND<2.0	ND<2.0	ND<2.0	ND<2.0	ND<2.0
12/27/2006	--	ND<0.50	ND<0.50	ND<0.50	ND<0.50	--	--	--	--	ND<0.50	ND<2.0	ND<2.0	ND<2.0	ND<2.0	ND<2.0
3/16/2007	--	ND<0.50	ND<0.50	ND<0.50	ND<0.50	--	--	--	--	ND<0.50	ND<2.0	ND<2.0	ND<2.0	ND<2.0	ND<2.0
6/27/2007	--	ND<0.50	ND<0.50	ND<0.50	ND<0.50	--	--	--	--	ND<0.50	ND<2.0	ND<2.0	ND<2.0	ND<2.0	ND<2.0
9/27/2007	ND<0.50	ND<0.50	ND<0.50	ND<0.50	ND<0.50	ND<1.0	ND<0.50	ND<0.50	--	ND<0.50	ND<2.0	ND<2.0	ND<2.0	ND<2.0	ND<2.0
12/26/2007	ND<0.50	ND<0.50	ND<0.50	ND<0.50	ND<0.50	ND<1.0	ND<0.50	ND<0.50	--	ND<0.50	ND<2.0	ND<2.0	ND<2.0	ND<2.0	ND<2.0
3/26/2008	ND<0.50	ND<0.50	ND<0.50	ND<0.50	ND<0.50	ND<1.0	ND<0.50	ND<0.50	--	ND<0.50	ND<2.0	ND<2.0	ND<2.0	ND<2.0	ND<2.0
6/17/2008	ND<0.50	ND<0.50	ND<0.50	ND<0.50	ND<0.50	ND<1.0	ND<0.50	ND<0.50	--	ND<0.50	ND<2.0	ND<2.0	ND<2.0	ND<2.0	ND<2.0

Table 2 f
ADDITIONAL HISTORIC ANALYTICAL RESULTS
76 Station 4625

Date Sampled	Benzo[b]-fluoranthene (µg/l)	Benzo-[g,h,i]-perylene (µg/l)	Benzo[k]-fluoranthene (µg/l)	Benzoic Acid (µg/l)	Benzyl Alcohol (µg/l)	Bis(2-chloroethoxy) methane (µg/l)	Bis(2-chloroethyl) ether (µg/l)	Bis(2-chloroisopropyl) ether (µg/l)	Bis(2-ethylhexyl) phthalate (µg/l)	4-Bromophenyl ether (µg/l)	Butylbenzyl phthalate (µg/l)	4-Chloro-3-methylphenol (µg/l)	4-Chloroaniline (µg/l)	2-Chloronaphthalene (µg/l)	2-Chlorophenol (µg/l)
MW-3															
1/29/2004	ND<2.7	ND<2.7	ND<2.7	--	--	--	--	--	ND<14	--	--	--	--	--	--
5/27/2004	ND<4.0	ND<4.0	ND<4.0	--	--	--	--	--	ND<20	--	--	--	--	--	--
8/31/2004	ND<2.0	ND<2.0	ND<2.0	--	--	--	--	--	ND<10	--	--	--	--	--	--
3/25/2005	ND<2.0	ND<2.0	ND<2.0	ND<10	ND<5.0	ND<5.0	ND<2.0	ND<2.0	ND<10	ND<5.0	ND<5.0	ND<5.0	ND<2.0	ND<2.0	ND<2.0
6/22/2005	ND<2.0	ND<2.0	ND<2.0	ND<10	ND<2.0	ND<5.0	ND<2.0	ND<2.0	3.1	ND<2.0	ND<2.0	ND<5.0	ND<2.0	ND<2.0	ND<2.0
9/26/2005	ND<2.0	ND<2.0	ND<2.0	ND<10	ND<2.0	ND<2.0	ND<2.0	ND<2.0	ND<5.0	ND<2.0	ND<2.0	ND<5.0	ND<2.0	ND<2.0	ND<2.0
12/20/2005	ND<2.0	ND<2.0	ND<2.0	ND<10	ND<2.0	ND<2.0	ND<2.0	ND<2.0	ND<5.0	ND<2.0	ND<2.0	ND<2.0	ND<2.0	ND<2.0	ND<2.0
3/29/2006	ND<2.0	ND<2.0	ND<2.0	ND<10	ND<2.0	ND<2.0	ND<2.0	ND<2.0	ND<5.0	ND<2.0	ND<2.0	ND<5.0	ND<2.0	ND<2.0	ND<2.0
6/12/2006	ND<2.0	ND<2.0	ND<2.0	ND<10	ND<2.0	ND<2.0	ND<2.0	ND<2.0	ND<5.0	ND<2.0	ND<2.0	ND<5.0	ND<2.0	ND<2.0	ND<2.0
9/27/2006	ND<2.0	ND<2.0	ND<2.0	ND<10	ND<2.0	ND<2.0	ND<2.0	ND<2.0	ND<4.0	ND<2.0	ND<2.0	ND<5.0	ND<2.0	ND<2.0	ND<2.0
12/27/2006	ND<2.0	ND<2.0	ND<2.0	ND<10	ND<2.0	ND<2.0	ND<2.0	ND<2.0	ND<4.0	ND<2.0	ND<2.0	ND<5.0	ND<2.0	ND<2.0	ND<2.0
3/16/2007	ND<2.0	ND<2.0	ND<2.0	ND<10	ND<2.0	ND<2.0	ND<2.0	ND<2.0	ND<4.0	ND<2.0	ND<2.0	ND<5.0	ND<2.0	ND<2.0	ND<2.0
6/27/2007	ND<2.0	ND<2.0	ND<2.0	ND<10	ND<2.0	ND<2.0	ND<2.0	ND<2.0	ND<4.0	ND<2.0	ND<2.0	ND<5.0	ND<2.0	ND<2.0	ND<2.0
9/27/2007	ND<2.0	ND<2.0	ND<2.0	ND<10	ND<2.0	ND<2.0	ND<2.0	ND<2.0	ND<4.0	ND<2.0	ND<2.0	ND<5.0	ND<2.0	ND<2.0	ND<2.0
12/26/2007	ND<2.0	ND<2.0	ND<2.0	ND<10	ND<2.0	ND<2.0	ND<2.0	ND<2.0	ND<4.0	ND<2.0	ND<2.0	ND<5.0	ND<2.0	ND<2.0	ND<2.0
3/26/2008	ND<2.0	ND<2.0	ND<2.0	ND<10	ND<2.0	ND<2.0	ND<2.0	ND<2.0	ND<4.0	ND<2.0	ND<2.0	ND<5.0	ND<2.0	ND<2.0	ND<2.0
6/17/2008	ND<2.0	ND<2.0	ND<2.0	ND<10	ND<2.0	ND<2.0	ND<2.0	ND<2.0	ND<4.0	ND<2.0	ND<2.0	ND<5.0	ND<2.0	ND<2.0	ND<2.0

Table 2 g
ADDITIONAL HISTORIC ANALYTICAL RESULTS
76 Station 4625

Date Sampled	4-Chloro-phenyl phenyl ether (µg/l)	Chrysene (µg/l)	Dibenzo-[a,h]-anthracene (µg/l)	Dibenzo-furan (µg/l)	1,2-Dichlorobenzene (svoc) (µg/l)	1,3-Dichlorobenzene (svoc) (µg/l)	1,4-Dichlorobenzene (svoc) (µg/l)	3,3-Dichlorobenzidine (µg/l)	2,4-Dichlorophenol (µg/l)	Diethyl phthalate (µg/l)	2,4-Dimethylphenol (µg/l)	Dimethyl phthalate (µg/l)	Di-n-butyl phthalate (µg/l)	2,4-Dinitrophenol (µg/l)	2,4-Dinitrotoluene (µg/l)
MW-3															
1/29/2004	--	ND<2.7	ND<2.7	--	--	--	--	--	--	--	--	--	--	--	--
5/27/2004	--	ND<4.0	ND<4.0	--	--	--	--	--	--	--	--	--	--	--	--
8/31/2004	--	ND<2.0	ND<2.0	--	--	--	--	--	--	--	--	--	--	--	--
3/25/2005	ND<5.0	ND<2.0	ND<2.0	ND<2.0	ND<2.0	ND<2.0	ND<2.0	ND<5.0	ND<2.0	ND<5.0	ND<2.0	ND<5.0	ND<5.0	ND<10	ND<2.0
6/22/2005	ND<2.0	ND<2.0	ND<3.0	ND<2.0	ND<2.0	ND<2.0	ND<2.0	ND<10	ND<2.0	ND<2.0	ND<2.0	ND<2.0	ND<2.0	ND<10	ND<2.0
9/26/2005	ND<2.0	ND<2.0	ND<3.0	ND<2.0	ND<2.0	ND<2.0	ND<2.0	ND<10	ND<2.0	ND<2.0	ND<2.0	ND<2.0	ND<2.0	ND<10	ND<2.0
12/20/2005	ND<2.0	ND<2.0	ND<3.0	ND<2.0	ND<2.0	ND<2.0	ND<2.0	ND<10	ND<2.0	ND<2.0	ND<2.0	ND<2.0	ND<2.0	ND<10	ND<2.0
3/29/2006	ND<2.0	ND<2.0	ND<3.0	ND<2.0	ND<2.0	ND<2.0	ND<2.0	ND<10	ND<2.0	ND<2.0	ND<2.0	ND<2.0	ND<2.0	ND<10	ND<2.0
6/12/2006	ND<2.0	ND<2.0	ND<3.0	ND<2.0	ND<2.0	ND<2.0	ND<2.0	ND<10	ND<2.0	ND<2.0	ND<2.0	ND<2.0	ND<2.0	ND<10	ND<2.0
9/27/2006	ND<2.0	ND<2.0	ND<3.0	ND<2.0	ND<2.0	ND<2.0	ND<2.0	ND<10	ND<2.0	ND<2.0	ND<2.0	ND<2.0	ND<2.0	ND<10	ND<2.0
12/27/2006	ND<2.0	ND<2.0	ND<3.0	ND<2.0	ND<2.0	ND<2.0	ND<2.0	ND<10	ND<2.0	ND<2.0	ND<2.0	ND<2.0	ND<2.0	ND<10	ND<2.0
3/16/2007	ND<2.0	ND<2.0	ND<3.0	ND<2.0	ND<2.0	ND<2.0	ND<2.0	ND<10	ND<2.0	ND<2.0	ND<2.0	ND<2.0	ND<2.0	ND<10	ND<2.0
6/27/2007	ND<2.0	ND<2.0	ND<3.0	ND<2.0	ND<2.0	ND<2.0	ND<2.0	ND<10	ND<2.0	ND<2.0	ND<2.0	ND<2.0	ND<2.0	ND<10	ND<2.0
9/27/2007	ND<2.0	ND<2.0	ND<3.0	ND<2.0	ND<2.0	ND<2.0	ND<2.0	ND<10	ND<2.0	ND<2.0	ND<2.0	ND<2.0	ND<2.0	ND<10	ND<2.0
12/26/2007	ND<2.0	ND<2.0	ND<3.0	ND<2.0	ND<2.0	ND<2.0	ND<2.0	ND<10	ND<2.0	ND<2.0	ND<2.0	ND<2.0	ND<2.0	ND<10	ND<2.0
3/26/2008	ND<2.0	ND<2.0	ND<3.0	ND<2.0	ND<2.0	ND<2.0	ND<2.0	ND<10	ND<2.0	ND<2.0	ND<2.0	ND<2.0	ND<2.0	ND<10	ND<2.0
6/17/2008	ND<2.0	ND<2.0	ND<3.0	ND<2.0	ND<2.0	ND<2.0	ND<2.0	ND<10	ND<2.0	ND<2.0	ND<2.0	ND<2.0	ND<2.0	ND<10	ND<2.0

Table 2 h
ADDITIONAL HISTORIC ANALYTICAL RESULTS
76 Station 4625

Date Sampled	2,6-Dinitrotoluene (µg/l)	Di-n-octyl phthalate (µg/l)	Fluoranthene (µg/l)	Fluorene (µg/l)	Hexachlorobenzene (µg/l)	HCBD (svoc) (µg/l)	Hexachlorocyclopentadiene (µg/l)	Hexachloroethane (µg/l)	Indeno[1,2,3-c,d]pyrene (µg/l)	Isophorone (µg/l)	2-Methyl-4,6-dinitrophenol (µg/l)	2-Methylnaphthalene (µg/l)	2-Methylphenol (µg/l)	4-Methylphenol (µg/l)	3- and 4-Methylphenol (µg/l)
MW-3															
1/29/2004	--	--	ND<2.7	ND<2.7	--	--	--	--	ND<2.7	--	--	--	ND<2.7	ND<2.7	--
5/27/2004	--	--	ND<4.0	ND<4.0	--	--	--	--	ND<4.0	--	--	ND<4.0	ND<4.0	ND<4.0	--
8/31/2004	--	--	ND<2.0	ND<2.0	--	--	--	--	ND<2.0	--	--	ND<2.0	ND<2.0	ND<2.0	--
3/25/2005	ND<5.0	ND<5.0	ND<2.0	ND<2.0	ND<2.0	ND<2.0	ND<5.0	ND<2.0	ND<2.0	ND<2.0	ND<10	ND<2.0	ND<2.0	ND<2.0	--
6/22/2005	ND<2.0	ND<2.0	ND<2.0	ND<2.0	ND<2.0	ND<2.0	ND<2.0	ND<2.0	ND<2.0	ND<2.0	--	ND<2.0	ND<2.0	ND<2.0	--
9/26/2005	ND<2.0	ND<2.0	ND<2.0	ND<2.0	ND<2.0	ND<2.0	ND<2.0	ND<2.0	ND<2.0	ND<2.0	ND<10	ND<2.0	ND<2.0	ND<2.0	--
12/20/2005	ND<2.0	ND<2.0	ND<2.0	ND<2.0	ND<2.0	ND<2.0	ND<2.0	ND<2.0	ND<2.0	ND<2.0	ND<10	ND<2.0	ND<2.0	ND<2.0	--
3/29/2006	ND<2.0	ND<2.0	ND<2.0	ND<2.0	ND<2.0	ND<2.0	ND<2.0	ND<2.0	ND<2.0	ND<2.0	ND<10	ND<2.0	ND<2.0	--	--
6/12/2006	ND<2.0	ND<2.0	ND<2.0	ND<2.0	ND<2.0	ND<2.0	ND<2.0	ND<2.0	ND<2.0	ND<2.0	ND<10	ND<2.0	ND<2.0	--	--
9/27/2006	ND<2.0	ND<2.0	ND<2.0	ND<2.0	ND<2.0	ND<1.0	ND<2.0	ND<2.0	ND<2.0	ND<2.0	ND<10	ND<2.0	ND<2.0	--	--
12/27/2006	ND<2.0	ND<2.0	ND<2.0	ND<2.0	ND<2.0	ND<1.0	ND<2.0	ND<2.0	ND<2.0	ND<2.0	ND<10	ND<2.0	ND<2.0	--	--
3/16/2007	ND<2.0	ND<2.0	ND<2.0	ND<2.0	ND<2.0	ND<1.0	ND<2.0	ND<2.0	ND<2.0	ND<2.0	ND<10	ND<2.0	ND<2.0	--	--
6/27/2007	ND<2.0	ND<2.0	ND<2.0	ND<2.0	ND<2.0	ND<1.0	ND<2.0	ND<2.0	ND<2.0	ND<2.0	--	ND<2.0	ND<2.0	--	--
9/27/2007	ND<2.0	ND<2.0	ND<2.0	ND<2.0	ND<2.0	ND<1.0	ND<2.0	ND<2.0	ND<2.0	ND<2.0	--	ND<2.0	ND<2.0	--	--
12/26/2007	ND<2.0	ND<2.0	ND<2.0	ND<2.0	ND<2.0	ND<1.0	ND<2.0	ND<2.0	ND<2.0	ND<2.0	--	ND<2.0	ND<2.0	--	--
3/26/2008	ND<2.0	ND<2.0	ND<2.0	ND<2.0	ND<2.0	ND<2.0	ND<2.0	ND<2.0	ND<2.0	ND<2.0	--	ND<2.0	ND<2.0	--	--
6/17/2008	ND<2.0	ND<2.0	ND<2.0	ND<2.0	ND<2.0	ND<2.0	ND<2.0	ND<2.0	ND<2.0	ND<2.0	ND<10	ND<2.0	ND<2.0	--	ND<2.0

Table 2 i
ADDITIONAL HISTORIC ANALYTICAL RESULTS
76 Station 4625

Date Sampled	Naphthalene (svoc)	2-Nitroaniline	3-Nitroaniline	4-Nitroaniline	Nitrobenzene	2-Nitrophenol	4-Nitrophenol	N-nitrosodiphenylamine	N-Nitrosodiphenylamine	Pentachlorophenol	Phenanthrene	Phenol	Pyrene	1,2,4-Trichlorobenzene (svoc)	2,4,6-Trichlorophenol
	(µg/l)	(µg/l)	(µg/l)	(µg/l)	(µg/l)	(µg/l)	(µg/l)	(µg/l)	(µg/l)	(µg/l)	(µg/l)	(µg/l)	(µg/l)	(µg/l)	(µg/l)
MW-3															
1/29/2004	--	--	--	--	--	--	--	--	--	--	ND<2.7	--	ND<2.7	--	--
5/27/2004	--	--	--	--	--	--	--	--	--	--	ND<4.0	--	ND<4.0	--	--
8/31/2004	--	--	--	--	--	--	--	--	--	--	ND<2.0	--	ND<2.0	--	--
3/25/2005	ND<2.0	ND<10	ND<2.0	ND<10	ND<2.0	ND<2.0	ND<10	ND<2.0	ND<2.0	ND<10	ND<2.0	ND<2.0	ND<2.0	ND<2.0	ND<2.0
6/22/2005	ND<2.0	ND<2.0	ND<2.0	ND<5.0	ND<2.0	ND<2.0	ND<2.0	ND<2.0	ND<2.0	ND<10	ND<2.0	ND<2.0	ND<2.0	ND<2.0	ND<5.0
9/26/2005	ND<2.0	ND<2.0	ND<2.0	ND<5.0	ND<2.0	ND<2.0	ND<2.0	ND<2.0	ND<2.0	ND<10	ND<2.0	ND<2.0	ND<2.0	ND<2.0	ND<5.0
12/20/2005	ND<2.0	ND<2.0	ND<2.0	ND<5.0	ND<2.0	ND<2.0	ND<2.0	ND<2.0	ND<2.0	ND<10	ND<2.0	ND<2.0	ND<2.0	ND<2.0	ND<5.0
3/29/2006	ND<2.0	ND<2.0	ND<2.0	ND<5.0	ND<2.0	ND<2.0	ND<2.0	ND<2.0	ND<2.0	ND<10	ND<2.0	ND<2.0	ND<2.0	ND<2.0	ND<5.0
6/12/2006	ND<2.0	ND<2.0	ND<2.0	ND<5.0	ND<2.0	ND<2.0	ND<2.0	ND<2.0	ND<2.0	ND<10	ND<2.0	ND<2.0	ND<2.0	ND<2.0	ND<5.0
9/27/2006	ND<2.0	ND<2.0	ND<2.0	ND<5.0	ND<2.0	ND<2.0	ND<2.0	ND<2.0	ND<2.0	ND<10	ND<2.0	ND<2.0	ND<2.0	ND<2.0	ND<5.0
12/27/2006	ND<2.0	ND<2.0	ND<2.0	ND<5.0	ND<2.0	ND<2.0	ND<2.0	ND<2.0	ND<2.0	ND<10	ND<2.0	ND<2.0	ND<2.0	ND<2.0	ND<5.0
3/16/2007	ND<2.0	ND<2.0	ND<2.0	ND<5.0	ND<2.0	ND<2.0	ND<2.0	ND<2.0	ND<2.0	ND<10	ND<2.0	ND<2.0	ND<2.0	ND<2.0	ND<5.0
6/27/2007	ND<2.0	ND<2.0	ND<2.0	ND<5.0	ND<2.0	ND<2.0	ND<2.0	ND<2.0	ND<2.0	ND<10	ND<2.0	ND<2.0	ND<2.0	ND<2.0	ND<5.0
9/27/2007	ND<2.0	ND<2.0	ND<2.0	ND<5.0	ND<2.0	ND<2.0	ND<2.0	ND<2.0	ND<2.0	ND<10	ND<2.0	ND<2.0	ND<2.0	ND<2.0	ND<5.0
12/26/2007	ND<2.0	ND<2.0	ND<2.0	ND<5.0	ND<2.0	ND<2.0	ND<2.0	ND<2.0	ND<2.0	ND<10	ND<2.0	ND<2.0	ND<2.0	ND<2.0	ND<5.0
3/26/2008	ND<2.0	ND<2.0	ND<2.0	ND<5.0	ND<2.0	ND<2.0	ND<2.0	ND<2.0	ND<2.0	ND<10	ND<2.0	ND<2.0	ND<2.0	ND<2.0	ND<5.0
6/17/2008	ND<2.0	ND<2.0	ND<2.0	ND<5.0	ND<2.0	ND<2.0	ND<2.0	ND<2.0	ND<2.0	ND<10	ND<2.0	ND<2.0	ND<2.0	ND<2.0	ND<5.0

Table 2 j
ADDITIONAL HISTORIC ANALYTICAL RESULTS
76 Station 4625

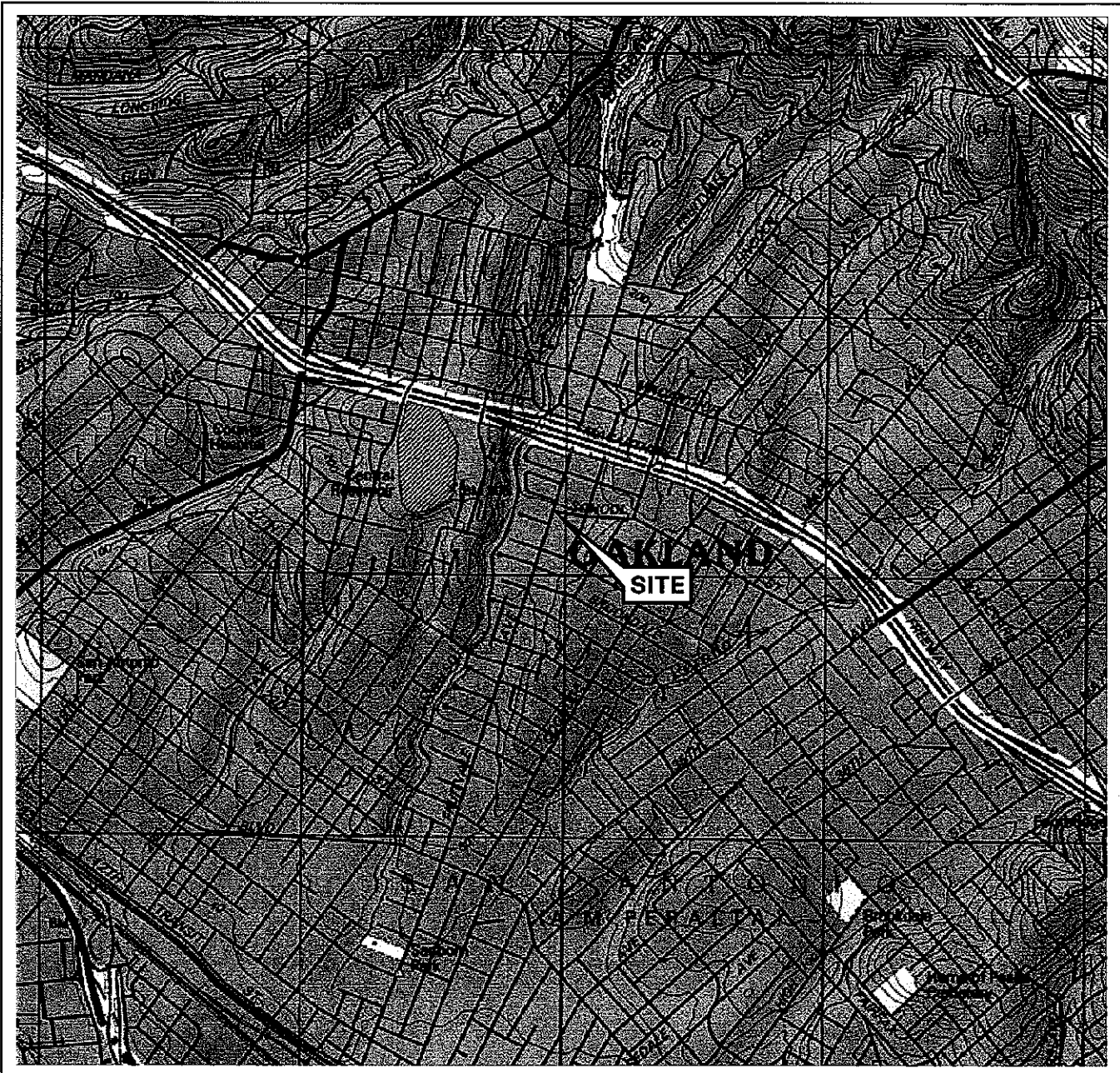
Date Sampled	2,4,5- Trichloro- phenol (µg/l)	Chromium (total) (µg/l)
MW-3		
5/3/2000	--	ND
7/28/2000	--	1800
10/29/2000	--	ND
2/9/2001	--	38
5/11/2001	--	ND
8/10/2001	--	ND<10
11/7/2001	--	ND<10
2/6/2002	--	110
5/8/2002	--	37
8/9/2002	--	700
11/26/2002	--	340
2/14/2003	--	74
5/3/2003	--	480
8/1/2003	--	280
10/30/2003	--	130
1/29/2004	--	27
5/27/2004	--	6.i
8/31/2004	--	1000
11/18/2004	--	ND<5.0
3/25/2005	ND<2.0	ND<5.0
6/22/2005	ND<5.0	24
9/26/2005	ND<5.0	170
12/20/2005	ND<5.0	ND<10
3/29/2006	ND<5.0	49
6/12/2006	ND<5.0	59
9/27/2006	ND<5.0	15

Table 2 j
ADDITIONAL HISTORIC ANALYTICAL RESULTS
76 Station 4625

Date Sampled	2,4,5- Trichloro- phenol (µg/l)	Chromium (total) (µg/l)
MW-3 continued		
12/27/2006	ND<5.0	37
3/16/2007	ND<5.0	50
6/27/2007	ND<5.0	120
9/27/2007	ND<5.0	170
12/26/2007	ND<5.0	96
3/26/2008	ND<5.0	190
6/17/2008	ND<5.0	170

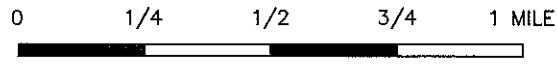
FIGURES

PS=1:1 L:\EQMS VICINITY MAP SD4625vm.dwg Apr 14, 2008 - 12:31pm bschmidt



SOURCE:

United States Geological Survey
7.5 Minute Topographic Map:
Oakland East Quadrangle



SCALE 1:24,000







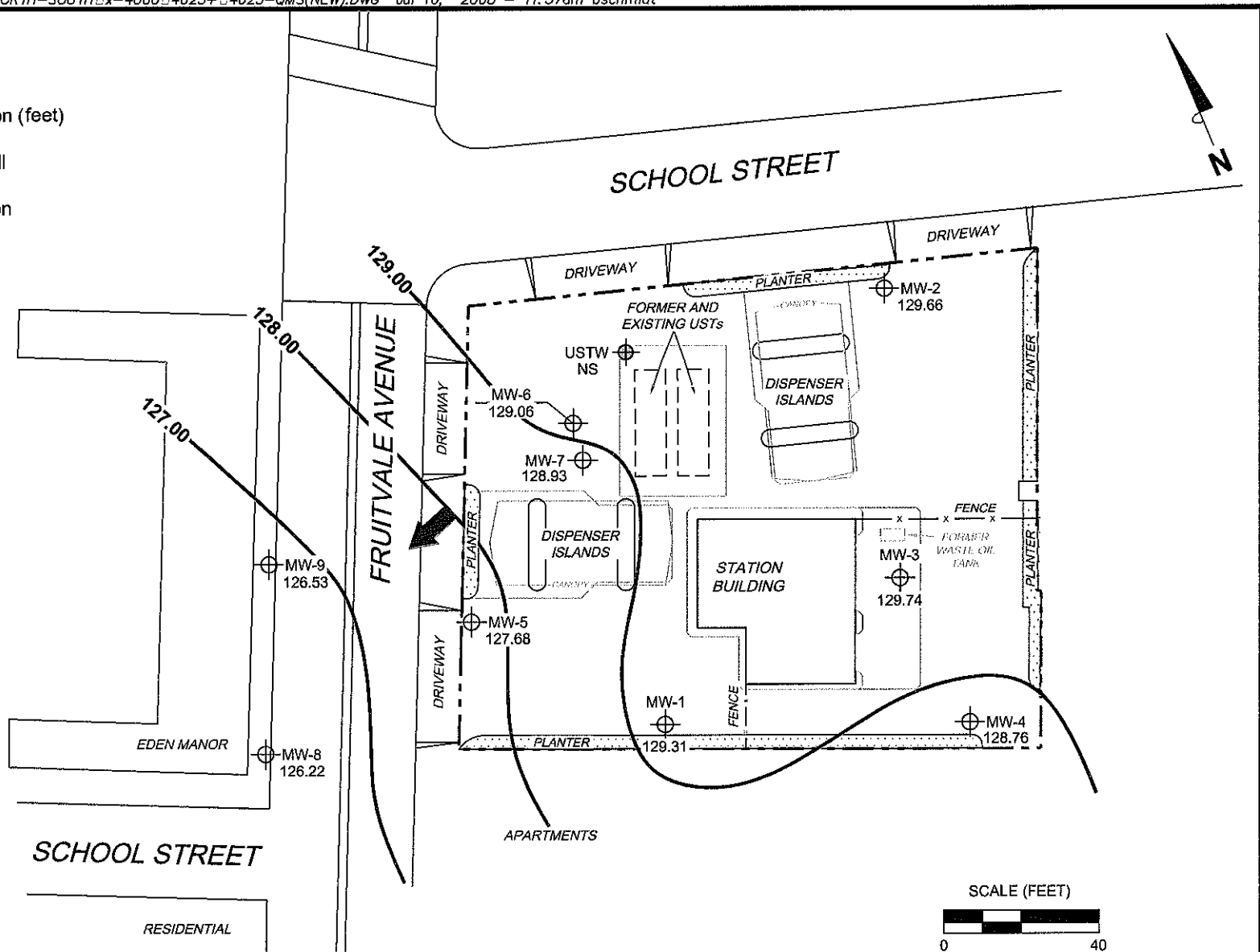
PROJECT: 154771
FACILITY:
76 STATION 4625
3070 FRUITVALE AVENUE
OAKLAND, CALIFORNIA

VICINITY MAP

FIGURE 1

LEGEND

- MW-9  Monitoring Well with Groundwater Elevation (feet)
- USTW  UST Observation Well
- 129.00  Groundwater Elevation Contour
-  General Direction of Groundwater Flow



NOTES:

Contour lines are interpretive and based on fluid levels measured in monitoring wells. Elevations are in feet above mean sea level. NS = not surveyed. UST = underground storage tank.






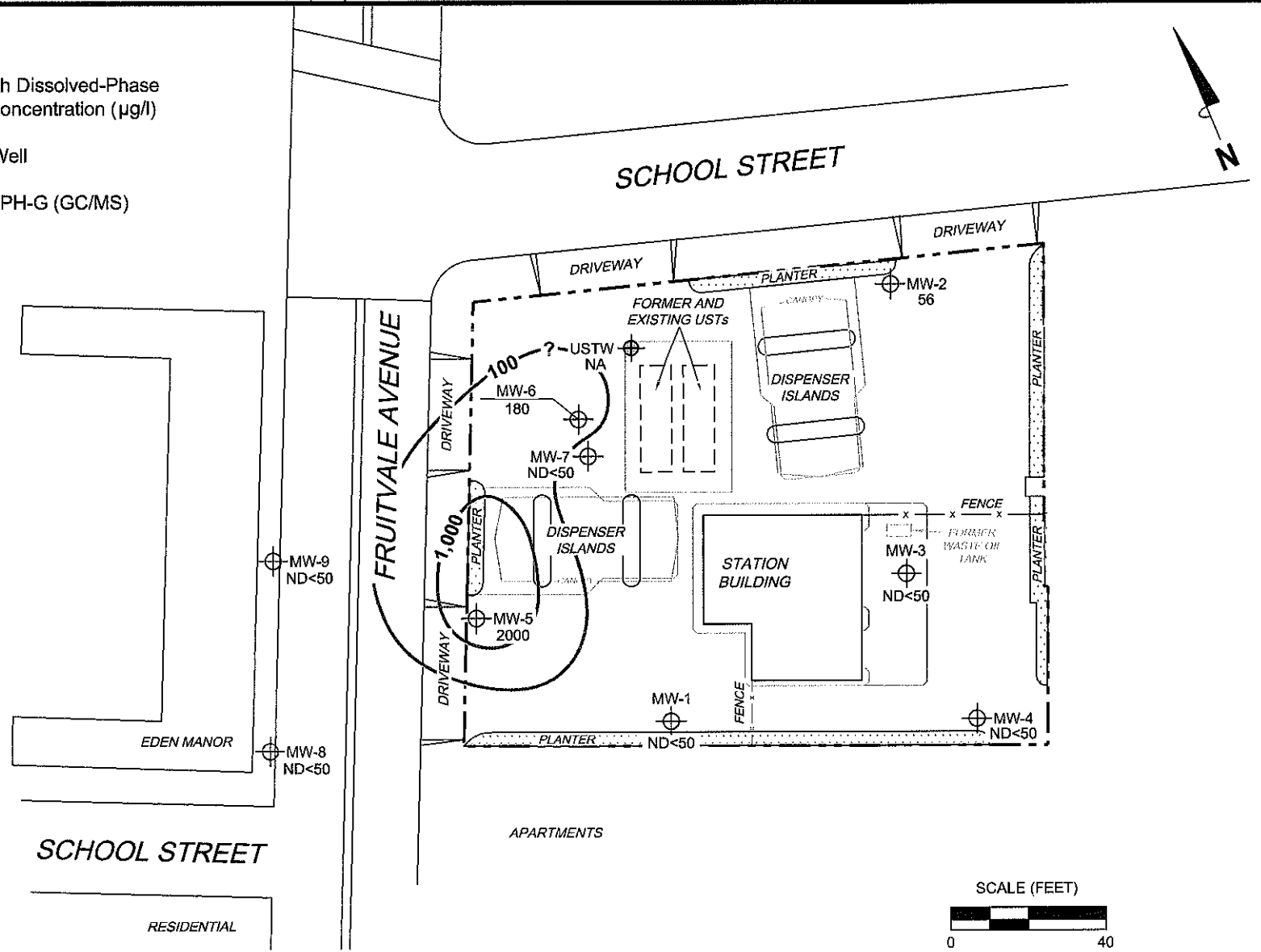
PROJECT: 154771
 FACILITY:
 76 STATION 4625
 3070 FRUITVALE AVENUE
 OAKLAND, CALIFORNIA

**GROUNDWATER ELEVATION
 CONTOUR MAP
 June 17, 2008**

FIGURE 2


LEGEND

- MW-9  Monitoring Well with Dissolved-Phase TPH-G (GC/MS) Concentration (µg/l)
- USTW  UST Observation Well
-  1,000 Dissolved-Phase TPH-G (GC/MS) Contour (µg/l)





NOTES:


Contour lines are interpretive and based on laboratory analysis results of groundwater samples. TPH-G (GC/MS) = total petroleum hydrocarbons with gasoline distinction utilizing EPA Method 8260B. µg/l = micrograms per liter. ND = not detected at limit indicated on official laboratory report. NA = not analyzed, measured, or collected. UST = underground storage tank.

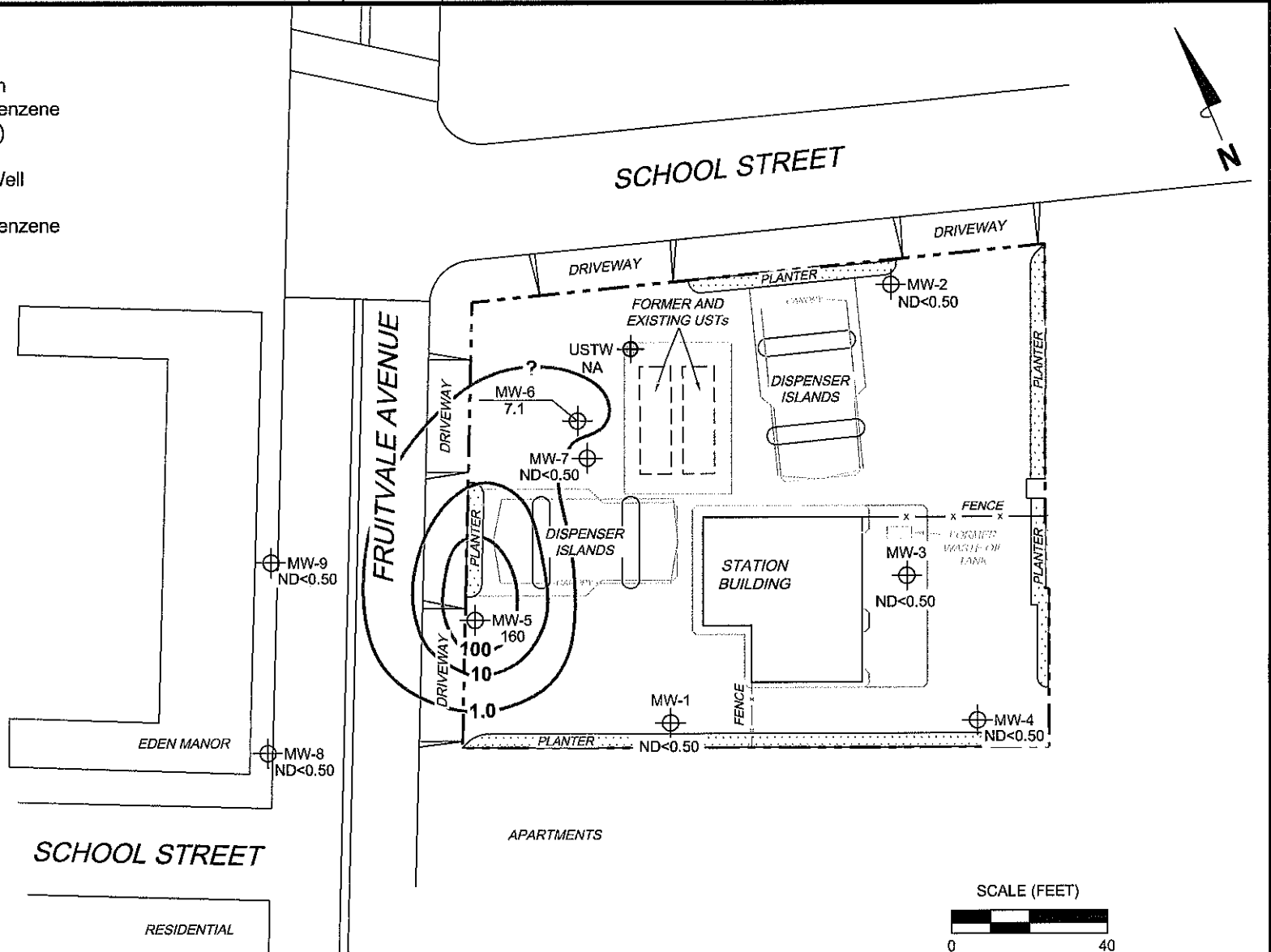
	PROJECT: 154771	DISSOLVED-PHASE TPH-G (GC/MS) CONCENTRATION MAP June 17, 2008
	FACILITY: 76 STATION 4625 3070 FRUITVALE AVENUE OAKLAND, CALIFORNIA	

LEGEND

MW-9  Monitoring Well with Dissolved-Phase Benzene Concentration ($\mu\text{g/l}$)

USTW  UST Observation Well

 100 Dissolved-Phase Benzene Contour ($\mu\text{g/l}$)



NOTES:

Contour lines are interpretive and based on laboratory analysis results of groundwater samples. $\mu\text{g/l}$ = micrograms per liter. ND = not detected at limit indicated on official laboratory report. NA = not analyzed, measured, or collected. UST = underground storage tank.






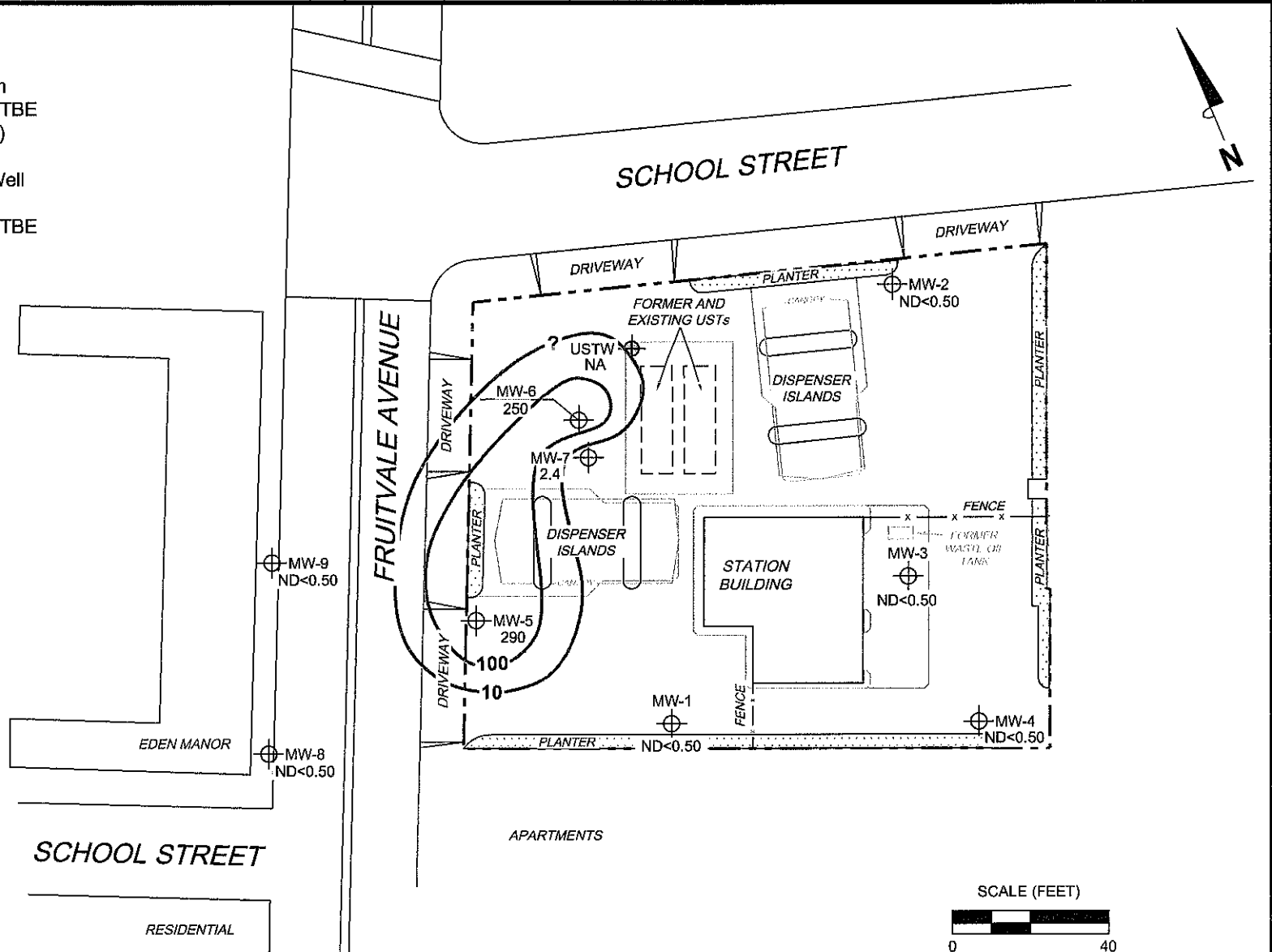
PROJECT: 154771
 FACILITY:
 76 STATION 4625
 3070 FRUITVALE AVENUE
 OAKLAND, CALIFORNIA

**DISSOLVED-PHASE BENZENE
 CONCENTRATION MAP**
 June 17, 2008

FIGURE 4

LEGEND

- MW-9  Monitoring Well with Dissolved-Phase MTBE Concentration ($\mu\text{g/l}$)
- USTW  UST Observation Well
-  100 Dissolved-Phase MTBE Contour ($\mu\text{g/l}$)



NOTES:

Contour lines are interpretive and based on laboratory analysis results of groundwater samples.
 MTBE = methyl tertiary butyl ether.
 $\mu\text{g/l}$ = micrograms per liter. ND = not detected at limit indicated on official laboratory report. NA = not analyzed, measured, or collected. UST = underground storage tank. Results obtained using EPA Method 8260B.



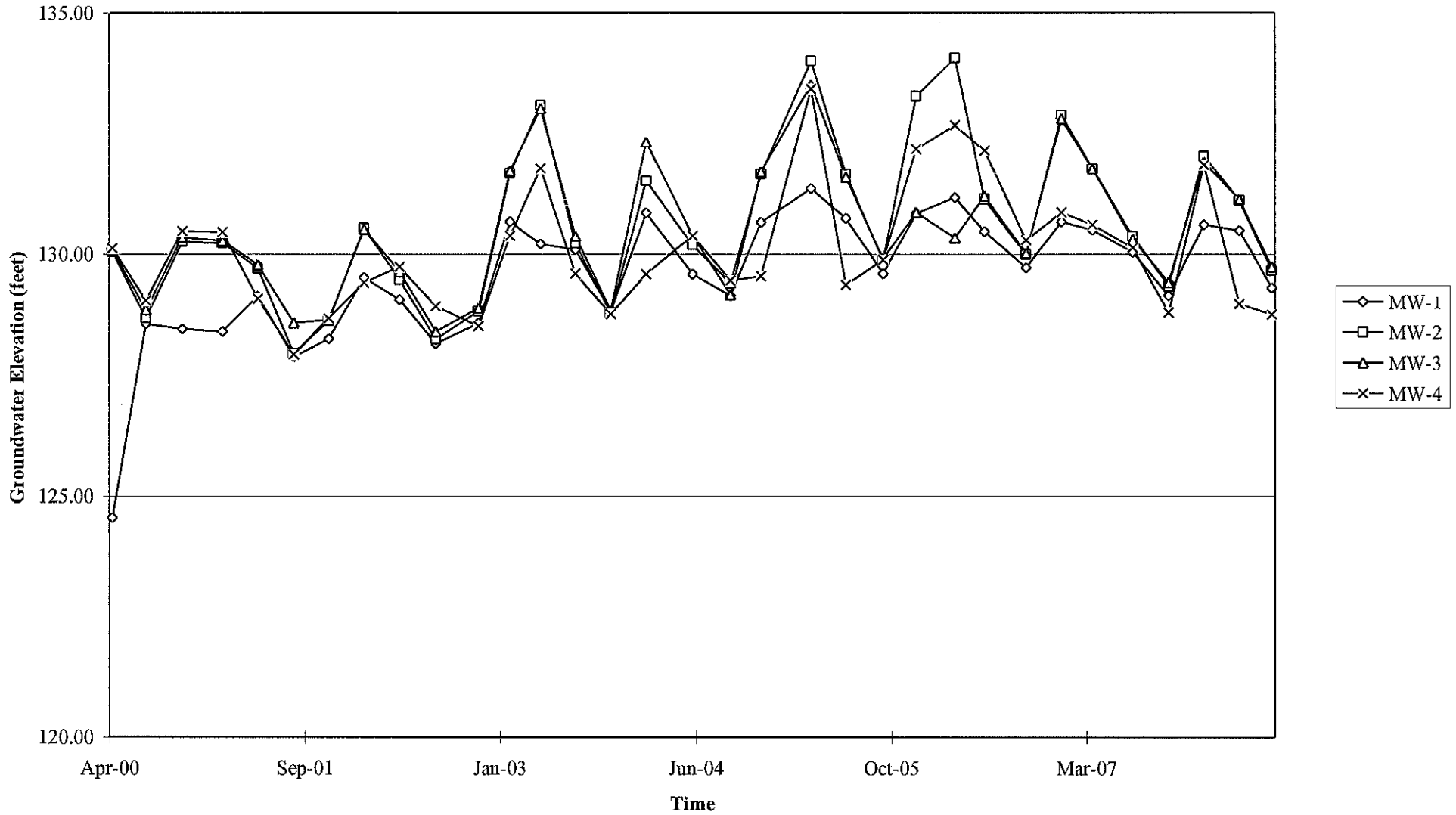
PROJECT: 154771
 FACILITY:
 76 STATION 4625
 3070 FRUITVALE AVENUE
 OAKLAND, CALIFORNIA

**DISSOLVED-PHASE MTBE
 CONCENTRATION MAP**
 June 17, 2008

FIGURE 5

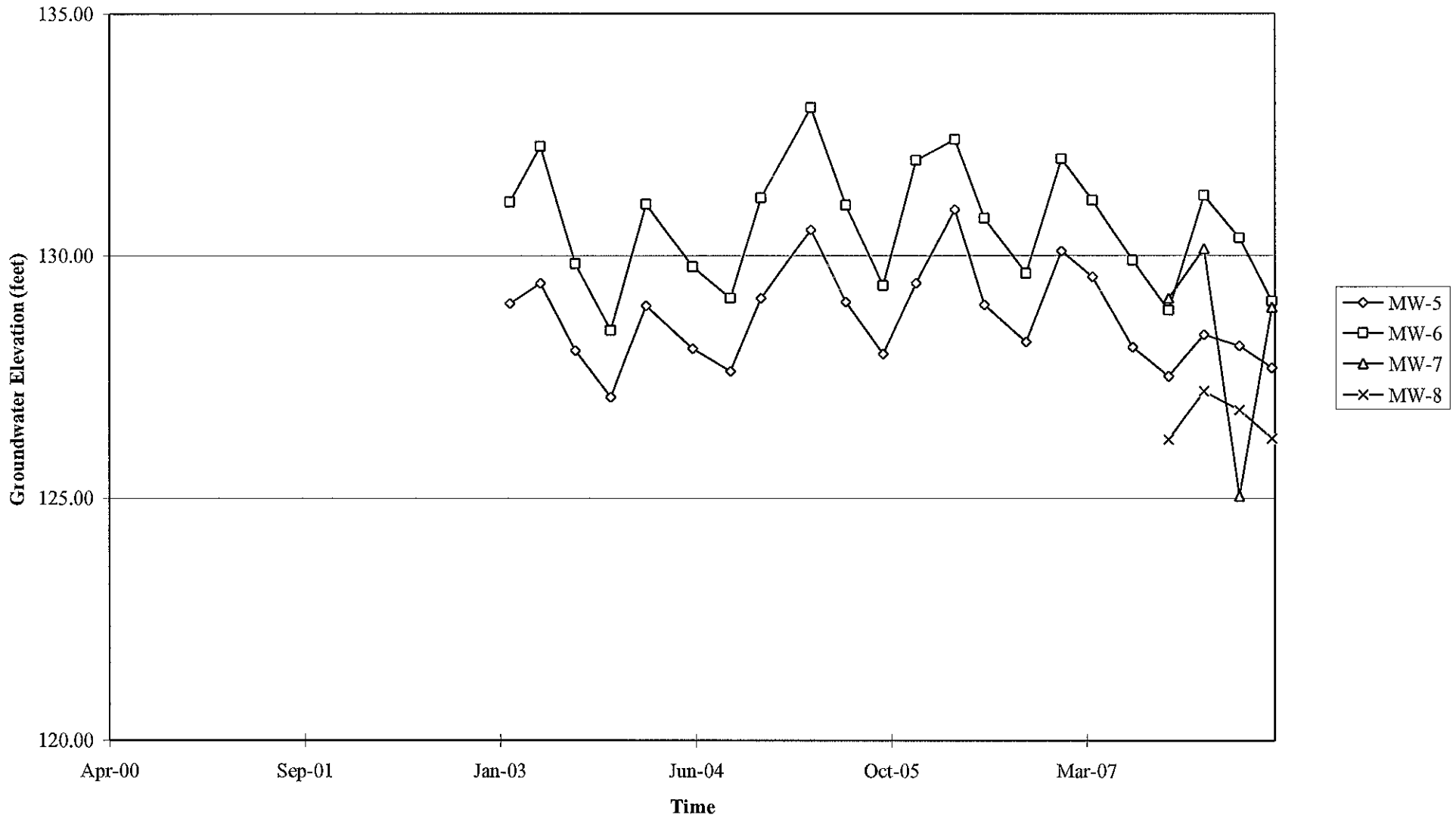
GRAPHS

Groundwater Elevations vs. Time
76 Station 4625



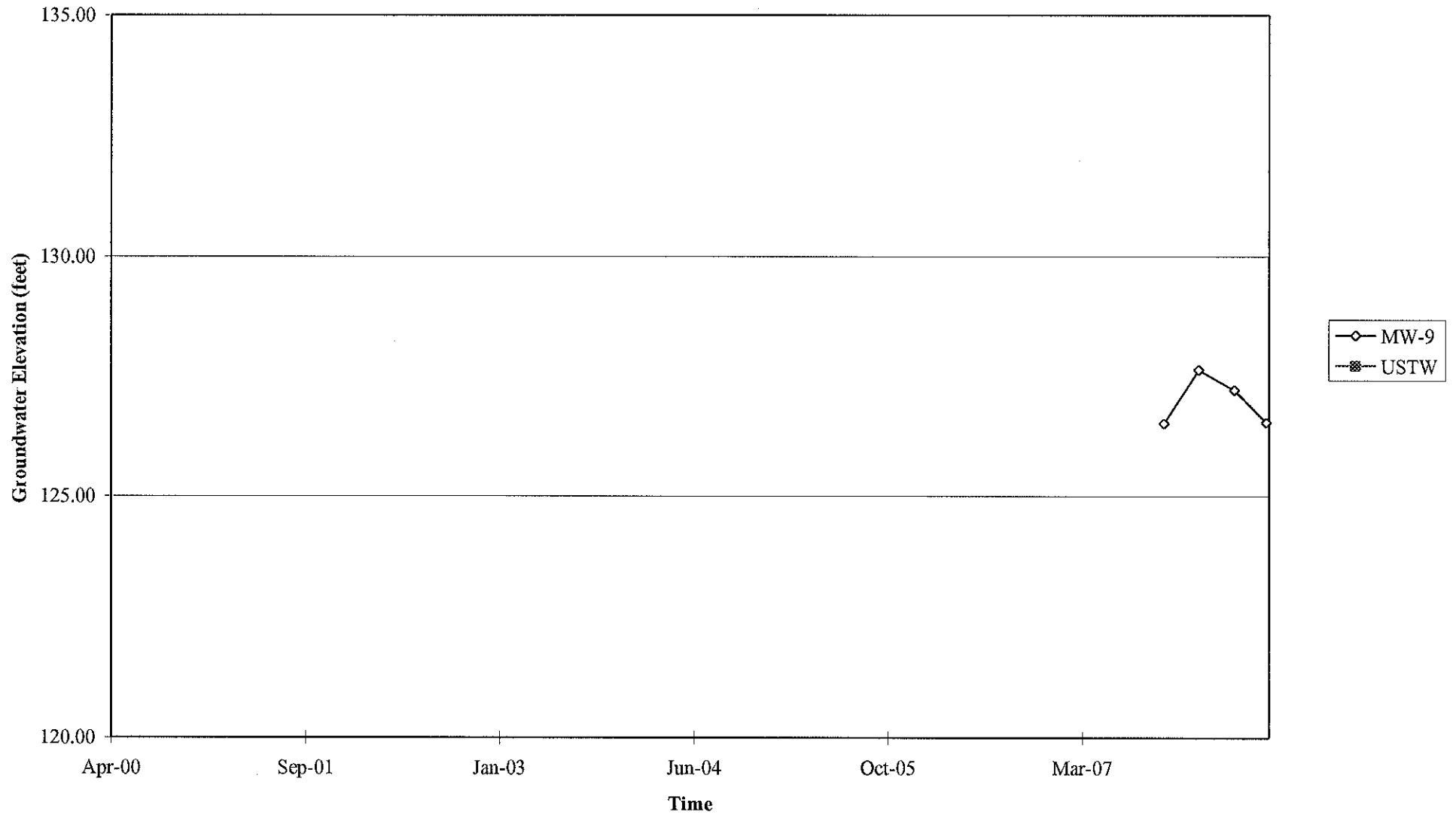
Elevations may have been corrected for apparent changes due to resurvey

Groundwater Elevations vs. Time
76 Station 4625



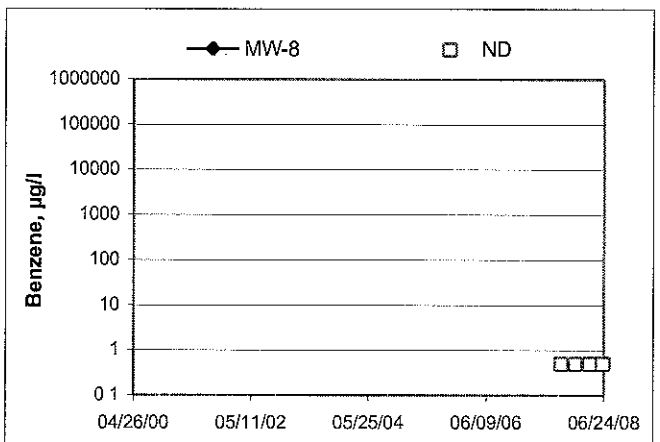
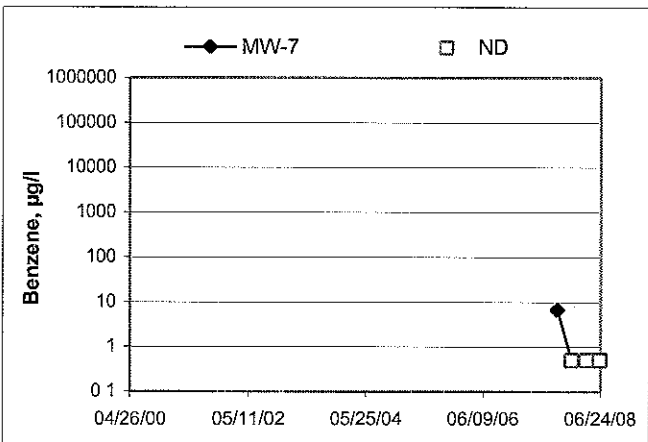
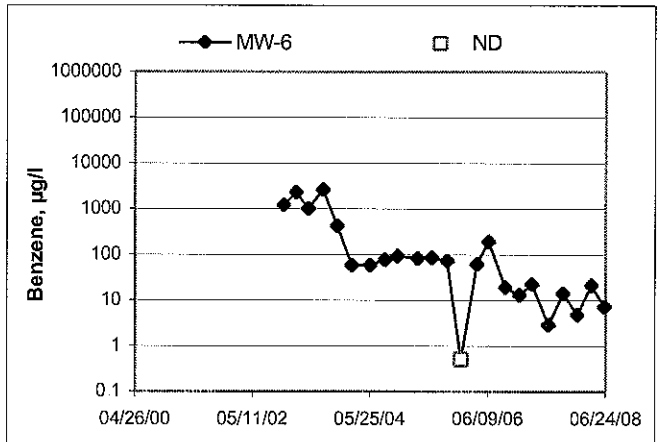
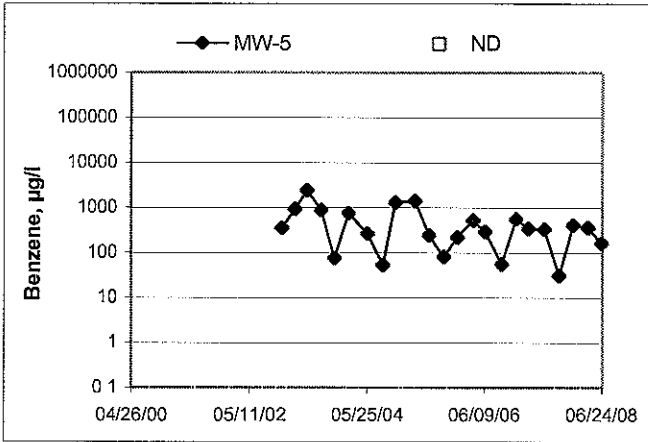
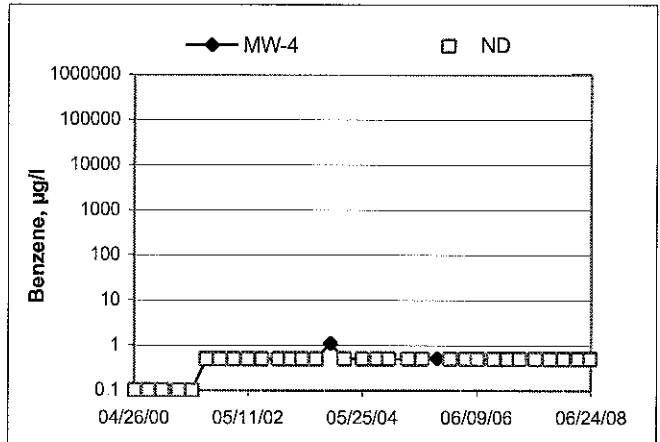
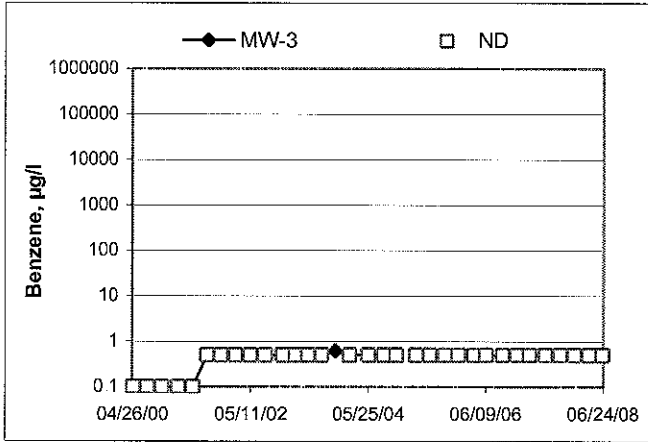
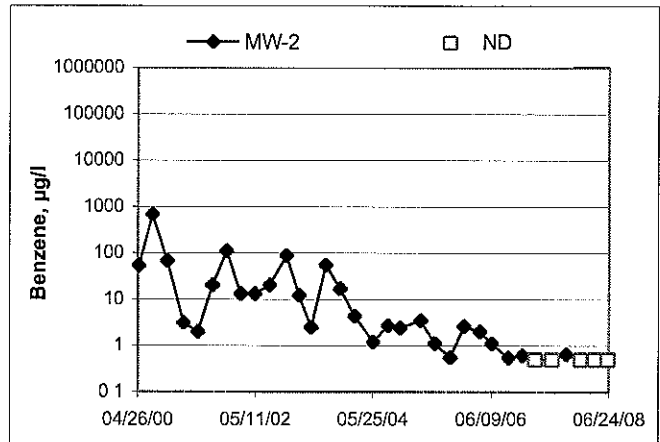
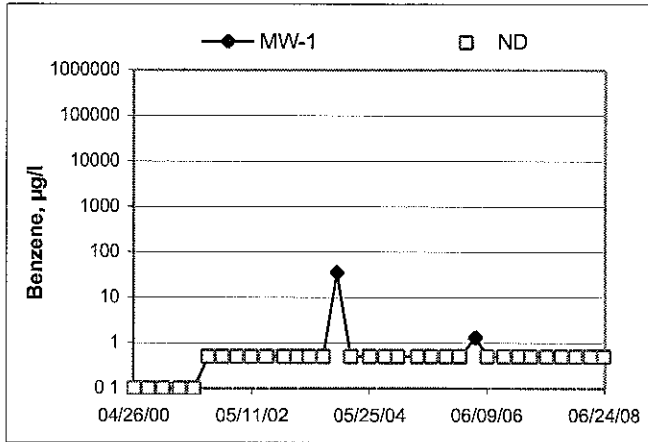
Elevations may have been corrected for apparent changes due to resurvey

Groundwater Elevations vs. Time
76 Station 4625



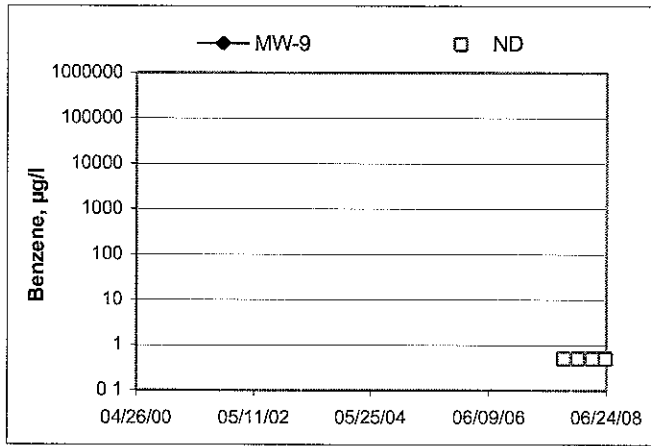
Elevations may have been corrected for apparent changes due to resurvey

Benzene Concentrations vs Time 76 Station 4625



Benzene Concentrations vs Time

76 Station 4625



GENERAL FIELD PROCEDURES

Groundwater Monitoring and Sampling Assignments

For each site, TRC technicians are provided with a Technical Service Request (TSR) that specifies activities required to complete the groundwater monitoring and sampling assignment for the site. TSRs are based on client directives, instructions from the primary environmental consultant for the site, regulatory requirements, and TRC's previous experience with the site.

Fluid Level Measurements

Initial site activities include determination of well locations based on a site map provided with the TSR. Well boxes are opened and caps are removed. Indications of well or well box damage or of pressure buildup in the well are noted.

Fluid levels in each well are measured using a coated cloth tape equipped with an electronic interface probe, which distinguishes between liquid phase hydrocarbon (LPH) and water. The depth to LPH (if it is present), to water, and to the bottom of the well are measured from the top of the well casing (surveyors mark or notch if present) to the nearest 0.01 foot. Unless otherwise instructed, a well with less than 0.67 foot between the measured top of water and the measured bottom of the well casing is considered dry, and is not sampled. If the well contains 0.67 foot or more of water, an attempt is made to bail and/or sample as specified on the TSR.

Wells that are found to contain LPH are not purged or sampled. Instead, one casing volume of fluid is bailed from the well and the well is re-sealed. Bailed fluids are placed in a container separate from normal purge water, and properly disposed.

Purging and Groundwater Parameter Measurement

TSR instructions may specify that a well not be purged (no-purge sampling), be purged using low-flow methods, or be purged using conventional pump and/or bail methods. Conventional purging generally consists of pumping or bailing until a minimum of three casing volumes of water have been removed or until the well has been pumped dry. Pumping is generally accomplished using submersible electric or pneumatic diaphragm pumps.

During conventional purging, three groundwater parameters (temperature, pH, and conductivity) are measured after removal of each casing volume. Stabilization of these parameters, to within 10 percent, confirm that sufficient purging has been completed. In some cases, the TSR indicates that other parameters are also to be measured during purging. TRC commonly measures dissolved oxygen (DO), oxidation-reduction potential (ORP), and/or turbidity. Instruments used for groundwater parameter measurements are calibrated daily according to manufacturer's instructions.

Low-flow purging utilizes a bladder or peristaltic pump to remove water from the well at a low rate. Groundwater parameters specified by the TSR are measured continuously until they become stable in general accordance with EPA guidelines.

Purge water is generally collected in labeled drums for disposal. Drums may be left on site for disposal by others, or transported to a collection location for eventual transfer to a licensed treatment or recycling facility. In some cases, purge water may be collected directly from the site by a licensed vacuum truck company, or may be treated on site by an active remediation system, if so directed.

Groundwater Sample Collection

After wells are purged, or not purged, according to TSR instructions, samples are collected for laboratory analysis. For wells that have been purged using conventional pump or bail methods, sampling is conducted after the well has recovered to 80 percent of its original volume or after two hours if the well does not recover to at least 80 percent. If there is insufficient recharge of water in the well after two hours, the well is not sampled.

Samples are collected by lowering a new, disposable, ½-inch to 4-inch polyethylene bottom-fill bailer to just below the water level in the well. The bailer is retrieved and the water sample is carefully transferred to containers specified for the laboratory analytical methods indicated by the TSR. Particular care is given to containers for volatile organic analysis (VOAs) which require filling to zero headspace and fitting with Teflon-sealed caps.

After filling, all containers are labeled with project number (or site number), well designation, sample date, sample time, and the sampler's initials, and placed in an insulated chest with ice. Samples remain chilled prior to and during transport to a state-certified laboratory for analysis. Sample container descriptions and requested analyses are entered onto a chain-of-custody form in order to provide instructions to the laboratory. The chain-of-custody form accompanies the samples during transportation to provide a continuous record of possession from the field to the laboratory. If a freight or overnight carrier transports the samples, the carrier is noted on the form.

For wells that have been purged using low-flow methods, sample containers are filled from the effluent stream of the bladder or peristaltic pump. In some cases, if so specified by the TSR, samples are taken from the sample ports of actively pumping remediation wells.

Sequence of Gauging, Purging and Sampling

The sequence in which monitoring activities are conducted is specified on the TSR. In general, wells are gauged beginning with the least affected well and ending with the well that has the highest concentration based on previous analytic results. After all gauging for the site is completed, wells are purged and/or sampled from the least-affected to the most-affected well.

Decontamination

In order to reduce the possibility of cross contamination between wells, strict isolation and decontamination procedures are observed. Portable pumps are not used in wells with LPH. Technicians wear nitrile gloves during all gauging, purging, and sampling activities. Gloves are changed between wells and more often if warranted. Any equipment that could come in contact with fluids are either dedicated a particular well, decontaminated prior to each use, or discarded after a single use. Decontamination consists of washing in a solution of Liqui-nox and water and rinsing twice. The final rinse is in deionized water.

Exceptions

Additional tasks or non-standard procedures, if any, that may be requested or required for a particular site, and noted on the site TSR, are documented in field notes on the following pages.

GROUNDWATER SAMPLING FIELD NOTES

Technician: Andrew Vidners

Site: 4625

Project No: 154771

Date: 06/17/08

Well No. MW-3

Purge Method: DIA

Depth to Water (feet): 9.15

Depth to Product (feet): —

Total Depth (feet): 25.16

LPH & Water Recovered (gallons): —

Water Column (feet): 16.01

Casing Diameter (Inches): 2

80% Recharge Depth(feet): 12.35

1 Well Volume (gallons): 3

Time Start	Time Stop	Depth to Water (feet)	Volume Purged (gallons)	Conductivity (uS/cm)	Temperature (F, C)	pH	D.O. (mg/L)	ORP	Turbidity
1123			3	377.6	23.8	7.57			
			6	473.2	21.7	7.44			
	1125		9	526.8	21.0	7.36			
Static at Time Sampled			Total Gallons Purged		Sample Time				
10:11			9		1131				
Comments:									

Well No. MW-6

Purge Method: DIA

Depth to Water (feet): 9.63

Depth to Product (feet): —

Total Depth (feet): 23.39

LPH & Water Recovered (gallons): —

Water Column (feet): 13.76

Casing Diameter (Inches): 2

80% Recharge Depth(feet): 12.38

1 Well Volume (gallons): 2

Time Start	Time Stop	Depth to Water (feet)	Volume Purged (gallons)	Conductivity (uS/cm)	Temperature (F, C)	pH	D.O. (mg/L)	ORP	Turbidity
1145			2	517.6	23.9	7.16			
			4	473.7	22.5	7.05			
	1147		6	449.6	21.4	6.98			
Static at Time Sampled			Total Gallons Purged		Sample Time				
10:57			6		1151				
Comments:									

GROUNDWATER SAMPLING FIELD NOTES

Technician: Andrew V

Site: 4625

Project No.: 154771

Date: 06/17/08

Well No. MW-1

Purge Method: DIA

Depth to Water (feet): 8.26

Depth to Product (feet): —

Total Depth (feet): 24.86

LPH & Water Recovered (gallons): —

Water Column (feet): 16.60

Casing Diameter (Inches): 2

80% Recharge Depth(feet): 11.58

1 Well Volume (gallons): 3

Time Start	Time Stop	Depth to Water (feet)	Volume Purged (gallons)	Conductivity (uS/cm)	Temperature (F, C)	pH	DO (mg/L)	ORP	Turbidity
1047			3	751.8	23.1	6.27			
			6	791.4	20.9	6.32			
	1049		9	804.2	20.7	6.40			
Static at Time Sampled			Total Gallons Purged			Sample Time			
11.58			9			1058			
Comments:									

Well No. MW-4

Purge Method: DIA

Depth to Water (feet): 9.05

Depth to Product (feet): —

Total Depth (feet): 24.22

LPH & Water Recovered (gallons): —

Water Column (feet): 15.17

Casing Diameter (Inches): 2

80% Recharge Depth(feet): 12.08

1 Well Volume (gallons): 2

Time Start	Time Stop	Depth to Water (feet)	Volume Purged (gallons)	Conductivity (uS/cm)	Temperature (F, C)	pH	DO (mg/L)	ORP	Turbidity
1106			2	922.9	25.0	7.29			
			4	654.4	21.8	7.40			
	1108		6	652.8	20.6	7.37			
Static at Time Sampled			Total Gallons Purged			Sample Time			
1208			116 av 6			1116			
Comments:									

GROUNDWATER SAMPLING FIELD NOTES

Technician: Andrew V.

Site: 4625

Project No: 154711

Date: 06/17/08

Well No. MW-7

Purge Method: Sub

Depth to Water (feet): 9.81

Depth to Product (feet): —

Total Depth (feet): 54.69

LPH & Water Recovered (gallons): —

Water Column (feet): 44.88

Casing Diameter (Inches): 2

80% Recharge Depth(feet): 18.79

1 Well Volume (gallons): 7

Time Start	Time Stop	Depth to Water (feet)	Volume Purged (gallons)	Conductivity (uS/cm)	Temperature (F, C)	pH	DO (mg/L)	ORP	Turbidity
1007			7	817.9	22.6	7.11			
	1021		14	831.2	21.6	7.09			
			21						
Static at Time Sampled			Total Gallons Purged		Sample Time				
19.99			19		1225				
Comments: Went dry at 19 gallons, did not recharge in 45 min. did not recover in 2 hours. 12AV									

Well No. MW-2

Purge Method: DIA

Depth to Water (feet): 10.19

Depth to Product (feet): —

Total Depth (feet): 24.96

LPH & Water Recovered (gallons): —

Water Column (feet): 14.77

Casing Diameter (Inches): 2

80% Recharge Depth(feet): 13.14

1 Well Volume (gallons): 2

Time Start	Time Stop	Depth to Water (feet)	Volume Purged (gallons)	Conductivity (uS/cm)	Temperature (F, C)	pH	DO (mg/L)	ORP	Turbidity
1031			2	431.7	23.7	7.41			
			4	407.1	22.3	7.52			
	1033		6	393.0	21.7	7.40			
Static at Time Sampled			Total Gallons Purged		Sample Time				
10.33			6		1037				
Comments:									

GROUNDWATER SAMPLING FIELD NOTES

Technician: Andrew V.

Site: 4625

Project No: 154771

Date: 06/17/08

Well No. MW-9

Purge Method: HB

Depth to Water (feet): 10.58

Depth to Product (feet):

Total Depth (feet): 19.66

LPH & Water Recovered (gallons):

Water Column (feet): 9.08

Casing Diameter (Inches): 2

80% Recharge Depth(feet): 12.40

1 Well Volume (gallons): 1

Time Start	Time Stop	Depth to Water (feet)	Volume Purged (gallons)	Conductivity (uS/cm)	Temperature (F, C)	pH	DO (mg/L)	ORP	Turbidity
0925			1	604.4	18.8	6.24			
			2	549.4	18.8	6.04			
	0930		3	510.7	18.8	6.09			
Static at Time Sampled			Total Gallons Purged		Sample Time				
10.60			3		0935				
Comments:									

Well No. MW-8

Purge Method: HB

Depth to Water (feet): 10.00

Depth to Product (feet):

Total Depth (feet): 19.40

LPH & Water Recovered (gallons):

Water Column (feet): 9.40

Casing Diameter (Inches): 2

80% Recharge Depth(feet): 11.88

1 Well Volume (gallons): 1.5

Time Start	Time Stop	Depth to Water (feet)	Volume Purged (gallons)	Conductivity (uS/cm)	Temperature (F, C)	pH	DO (mg/L)	ORP	Turbidity
0941			1.5	598.9	19.6	6.60			
			3	608.4	19.3	6.40			
	0948		4.5	598.2	19.3	6.37			
Static at Time Sampled			Total Gallons Purged		Sample Time				
10.00			4.5		0950				
Comments:									

GROUNDWATER SAMPLING FIELD NOTES

Technician: Andrew Vidners

Site: 4625

Project No: 1E4771

Date: 06/17/08

Well No. MW-5

Purge Method: DIA

Depth to Water (feet): 9.67

Depth to Product (feet):

Total Depth (feet): 24.36

LPH & Water Recovered (gallons):

Water Column (feet): 14.69

Casing Diameter (Inches): 2

80% Recharge Depth(feet): 12.61

1 Well Volume (gallons): 2

Time Start	Time Stop	Depth to Water (feet)	Volume Purged (gallons)	Conductivity (uS/cm)	Temperature (F, C)	pH	D.O (mg/L)	ORP	Turbidity
1206			2	831.3	24.3	6.87			
			4	497.0	22.5	6.93			
	1208		6	507.5	21.5	6.86			
Static at Time Sampled			Total Gallons Purged		Sample Time				
12.6			6		1218				
Comments:									

Well No. _____

Purge Method: _____

Depth to Water (feet): _____

Depth to Product (feet): _____

Total Depth (feet): _____

LPH & Water Recovered (gallons): _____

Water Column (feet): _____

Casing Diameter (Inches): _____

80% Recharge Depth(feet): _____

1 Well Volume (gallons): _____

Time Start	Time Stop	Depth to Water (feet)	Volume Purged (gallons)	Conductivity (uS/cm)	Temperature (F, C)	pH	D.O (mg/L)	ORP	Turbidity
Static at Time Sampled			Total Gallons Purged		Sample Time				
Comments:									

Date of Report: 06/30/2008


Anju Farfan

TRC
21 Technology Drive
Irvine, CA 92618


RE: 4625
BC Work Order: 0807908

Enclosed are the results of analyses for samples received by the laboratory on 6/17/2008. If you have any questions concerning this report, please feel free to contact me.

Sincerely,



Contact Person: Molly Meyers
Client Service Rep



Authorized Signature

TRC
21 Technology Drive
Irvine, CA 92618


Project: 4625
Project Number: [none]
Project Manager: Anju Farfan

Reported: 06/30/2008 14:04

Laboratory / Client Sample Cross Reference

Laboratory	Client Sample Information			Receive Date:	Sampling Date:	Sample Depth:	Sample Matrix:	Delivery Work Order:	Global ID:	Matrix:	Sample QC Type (SACode):	Cooler ID:
0807908-01	COC Number:	---		06/17/2008 21:20	06/17/2008 09:35	---	Water		T0600102156	W	CS	
	Project Number:	4625										
	Sampling Location:	MW-9										
	Sampling Point:	MW-9										
	Sampled By:	TRCI										
0807908-02	COC Number:	---		06/17/2008 21:20	06/17/2008 09:50	---	Water		T0600102156	W	CS	
	Project Number:	4625										
	Sampling Location:	MW-8										
	Sampling Point:	MW-8										
	Sampled By:	TRCI										
0807908-03	COC Number:	---		06/17/2008 21:20	06/17/2008 10:37	---	Water		T0600102156	W	CS	
	Project Number:	4625										
	Sampling Location:	MW-2										
	Sampling Point:	MW-2										
	Sampled By:	TRCI										
0807908-04	COC Number:	---		06/17/2008 21:20	06/17/2008 10:58	---	Water		T0600102156	W	CS	
	Project Number:	4625										
	Sampling Location:	MW-1										
	Sampling Point:	MW-1										
	Sampled By:	TRCI										
0807908-05	COC Number:	---		06/17/2008 21:20	06/17/2008 11:16	---	Water		T0600102156	W	CS	
	Project Number:	4625										
	Sampling Location:	MW-4										
	Sampling Point:	MW-4										
	Sampled By:	TRCI										

The results in this report apply to the samples analyzed in accordance with the chain of custody document. This analytical report must be reproduced in its entirety.
All results listed in this report are for the exclusive use of the submitting party. BC Laboratories, Inc. assumes no responsibility for report alteration, separation, detachment or third party interpretation.



TRC
21 Technology Drive
Irvine, CA 92618

Project: 4625
Project Number: [none]
Project Manager: Anju Farfan

Reported: 06/30/2008 14:04

Laboratory / Client Sample Cross Reference

Laboratory	Client Sample Information			Receive Date:	Sampling Date:	Sample Depth:	Sample Matrix:	Delivery Work Order:	Global ID:	Matrix:	Sample QC Type (SACode):	Cooler ID:
0807908-06	COC Number:	---		06/17/2008 21:20	06/17/2008 12:25	---	Water		T0600102156	W	CS	
	Project Number:	4625										
	Sampling Location:	MW-7										
	Sampling Point:	MW-7										
	Sampled By:	TRCI										
0807908-07	COC Number:	---		06/17/2008 21:20	06/17/2008 11:51	---	Water		T0600102156	W	CS	
	Project Number:	4625										
	Sampling Location:	MW-6										
	Sampling Point:	MW-6										
	Sampled By:	TRCI										
0807908-08	COC Number:	---		06/17/2008 21:20	06/17/2008 12:18	---	Water		T0600102156	W	CS	
	Project Number:	4625										
	Sampling Location:	MW-5										
	Sampling Point:	MW-5										
	Sampled By:	TRCI										
0807908-09	COC Number:	---		06/17/2008 21:20	06/17/2008 11:31	---	Water		T0600102156	W	CS	
	Project Number:	4625										
	Sampling Location:	MW-3										
	Sampling Point:	MW-3										
	Sampled By:	TRCI										

The results in this report apply to the samples analyzed in accordance with the chain of custody document. This analytical report must be reproduced in its entirety.
All results listed in this report are for the exclusive use of the submitting party. BC Laboratories, Inc. assumes no responsibility for report alteration, separation, detachment or third party interpretation.

4100 Atlas Court Bakersfield, CA 93308 (661) 327-4911 FAX (661) 327-1918 www.bclabs.com
Certifications: California - ELAP Certification Number 1186; Nevada Administrative Code - NAC-445A

TRC 21 Technology Drive Irvine, CA 92618	Project: 4625 Project Number: [none] Project Manager: Anju Farfan	Reported: 06/30/2008 14:04
--	---	----------------------------

Volatile Organic Analysis (EPA Method 8260)

BCL Sample ID: 0807908-01	Client Sample Name: 4625, MW-9, MW-9, 6/17/2008 9:35:00AM
---------------------------	---

Constituent	Result	Units	PQL	MDL	Method	Prep	Run	Analyst	Instru- ment ID	Dilution	QC Batch ID	MB Bias	Lab Quals
						Date	Date/Time						
Benzene	ND	ug/L	0.50		EPA-8260	06/18/08	06/19/08 16:53	SVM	MS-V9	1	BRF1088	ND	
1,2-Dibromoethane	ND	ug/L	0.50		EPA-8260	06/18/08	06/19/08 16:53	SVM	MS-V9	1	BRF1088	ND	
1,2-Dichloroethane	ND	ug/L	0.50		EPA-8260	06/18/08	06/19/08 16:53	SVM	MS-V9	1	BRF1088	ND	
Ethylbenzene	ND	ug/L	0.50		EPA-8260	06/18/08	06/19/08 16:53	SVM	MS-V9	1	BRF1088	ND	
Methyl t-butyl ether	ND	ug/L	0.50		EPA-8260	06/18/08	06/19/08 16:53	SVM	MS-V9	1	BRF1088	ND	
Toluene	ND	ug/L	0.50		EPA-8260	06/18/08	06/19/08 16:53	SVM	MS-V9	1	BRF1088	ND	
Total Xylenes	ND	ug/L	1.0		EPA-8260	06/18/08	06/19/08 16:53	SVM	MS-V9	1	BRF1088	ND	
t-Amyl Methyl ether	ND	ug/L	0.50		EPA-8260	06/18/08	06/19/08 16:53	SVM	MS-V9	1	BRF1088	ND	
t-Butyl alcohol	22	ug/L	10		EPA-8260	06/18/08	06/19/08 16:53	SVM	MS-V9	1	BRF1088	ND	
Diisopropyl ether	ND	ug/L	0.50		EPA-8260	06/18/08	06/19/08 16:53	SVM	MS-V9	1	BRF1088	ND	
Ethanol	ND	ug/L	250		EPA-8260	06/18/08	06/19/08 16:53	SVM	MS-V9	1	BRF1088	ND	
Ethyl t-butyl ether	ND	ug/L	0.50		EPA-8260	06/18/08	06/19/08 16:53	SVM	MS-V9	1	BRF1088	ND	
Total Purgeable Petroleum Hydrocarbons	ND	ug/L	50		EPA-8260	06/18/08	06/19/08 16:53	SVM	MS-V9	1	BRF1088	ND	
1,2-Dichloroethane-d4 (Surrogate)	90.1	%	76 - 114 (LCL - UCL)		EPA-8260	06/18/08	06/19/08 16:53	SVM	MS-V9	1	BRF1088		
Toluene-d8 (Surrogate)	97.8	%	88 - 110 (LCL - UCL)		EPA-8260	06/18/08	06/19/08 16:53	SVM	MS-V9	1	BRF1088		
4-Bromofluorobenzene (Surrogate)	88.8	%	86 - 115 (LCL - UCL)		EPA-8260	06/18/08	06/19/08 16:53	SVM	MS-V9	1	BRF1088		

TRC
21 Technology Drive
Irvine, CA 92618

Project: 4625
Project Number: [none]
Project Manager: Anju Farfan

Reported: 06/30/2008 14:04

Volatile Organic Analysis (EPA Method 8260)

BCL Sample ID: 0807908-02		Client Sample Name: 4625, MW-8, MW-8, 6/17/2008 9:50:00AM											
Constituent	Result	Units	PQL	MDL	Method	Prep Date	Run Date/Time	Analyst	Instru-ment ID	Dilution	QC Batch ID	MB Bias	Lab Quals
Benzene	ND	ug/L	0.50		EPA-8260	06/18/08	06/19/08 17:22	SVM	MS-V9	1	BRF1088	ND	
1,2-Dibromoethane	ND	ug/L	0.50		EPA-8260	06/18/08	06/19/08 17:22	SVM	MS-V9	1	BRF1088	ND	
1,2-Dichloroethane	ND	ug/L	0.50		EPA-8260	06/18/08	06/19/08 17:22	SVM	MS-V9	1	BRF1088	ND	
Ethylbenzene	ND	ug/L	0.50		EPA-8260	06/18/08	06/19/08 17:22	SVM	MS-V9	1	BRF1088	ND	
Methyl t-butyl ether	ND	ug/L	0.50		EPA-8260	06/18/08	06/19/08 17:22	SVM	MS-V9	1	BRF1088	ND	
Toluene	ND	ug/L	0.50		EPA-8260	06/18/08	06/19/08 17:22	SVM	MS-V9	1	BRF1088	ND	
Total Xylenes	ND	ug/L	1.0		EPA-8260	06/18/08	06/19/08 17:22	SVM	MS-V9	1	BRF1088	ND	
t-Amyl Methyl ether	ND	ug/L	0.50		EPA-8260	06/18/08	06/19/08 17:22	SVM	MS-V9	1	BRF1088	ND	
t-Butyl alcohol	14	ug/L	10		EPA-8260	06/18/08	06/19/08 17:22	SVM	MS-V9	1	BRF1088	ND	
Diisopropyl ether	ND	ug/L	0.50		EPA-8260	06/18/08	06/19/08 17:22	SVM	MS-V9	1	BRF1088	ND	
Ethanol	ND	ug/L	250		EPA-8260	06/18/08	06/19/08 17:22	SVM	MS-V9	1	BRF1088	ND	
Ethyl t-butyl ether	ND	ug/L	0.50		EPA-8260	06/18/08	06/19/08 17:22	SVM	MS-V9	1	BRF1088	ND	
Total Purgeable Petroleum Hydrocarbons	ND	ug/L	50		EPA-8260	06/18/08	06/19/08 17:22	SVM	MS-V9	1	BRF1088	ND	
1,2-Dichloroethane-d4 (Surrogate)	95.4	%	76 - 114 (LCL - UCL)		EPA-8260	06/18/08	06/19/08 17:22	SVM	MS-V9	1	BRF1088		
Toluene-d8 (Surrogate)	97.0	%	88 - 110 (LCL - UCL)		EPA-8260	06/18/08	06/19/08 17:22	SVM	MS-V9	1	BRF1088		
4-Bromofluorobenzene (Surrogate)	89.2	%	86 - 115 (LCL - UCL)		EPA-8260	06/18/08	06/19/08 17:22	SVM	MS-V9	1	BRF1088		

The results in this report apply to the samples analyzed in accordance with the chain of custody document. This analytical report must be reproduced in its entirety.
All results listed in this report are for the exclusive use of the submitting party. BC Laboratories, Inc. assumes no responsibility for report alteration, separation, detachment or third party interpretation.

4100 Atlas Court Bakersfield, CA 93308 (661) 327-4911 FAX (661) 327-1918 www.bclabs.com
Certifications: California - ELAP Certification Number 1186; Nevada Administrative Code - NAC-445A

TRC 21 Technology Drive Irvine, CA 92618	Project: 4625 Project Number: [none] Project Manager: Anju Farfan	Reported: 06/30/2008 14:04
--	---	----------------------------

Volatile Organic Analysis (EPA Method 8260)

BCL Sample ID:	0807908-03												
Client Sample Name:	4625, MW-2, MW-2, 6/17/2008 10:37:00AM												
Constituent	Result	Units	PQL	MDL	Method	Prep Date	Run Date/Time	Analyst	Instru-ment ID	Dilution	QC Batch ID	MB Bias	Lab Quals
Benzene	ND	ug/L	0.50		EPA-8260	06/18/08	06/19/08 17:51	SVM	MS-V9	1	BRF1204	ND	
Ethylbenzene	ND	ug/L	0.50		EPA-8260	06/18/08	06/19/08 17:51	SVM	MS-V9	1	BRF1204	ND	
Methyl t-butyl ether	ND	ug/L	0.50		EPA-8260	06/18/08	06/19/08 17:51	SVM	MS-V9	1	BRF1204	ND	
Toluene	ND	ug/L	0.50		EPA-8260	06/18/08	06/19/08 17:51	SVM	MS-V9	1	BRF1204	ND	
Total Xylenes	ND	ug/L	1.0		EPA-8260	06/18/08	06/19/08 17:51	SVM	MS-V9	1	BRF1204	ND	
Ethanol	ND	ug/L	250		EPA-8260	06/18/08	06/19/08 17:51	SVM	MS-V9	1	BRF1204	ND	
Total Purgeable Petroleum Hydrocarbons	56	ug/L	50		EPA-8260	06/18/08	06/19/08 17:51	SVM	MS-V9	1	BRF1204	ND	
1,2-Dichloroethane-d4 (Surrogate)	90.0	%	76 - 114 (LCL - UCL)		EPA-8260	06/18/08	06/19/08 17:51	SVM	MS-V9	1	BRF1204		
Toluene-d8 (Surrogate)	97.8	%	88 - 110 (LCL - UCL)		EPA-8260	06/18/08	06/19/08 17:51	SVM	MS-V9	1	BRF1204		
4-Bromofluorobenzene (Surrogate)	92.9	%	86 - 115 (LCL - UCL)		EPA-8260	06/18/08	06/19/08 17:51	SVM	MS-V9	1	BRF1204		

The results in this report apply to the samples analyzed in accordance with the chain of custody document. This analytical report must be reproduced in its entirety.
 All results listed in this report are for the exclusive use of the submitting party. BC Laboratories, Inc. assumes no responsibility for report alteration, separation, detachment or third party interpretation.
 4100 Atlas Court Bakersfield, CA 93308 (661) 327-4911 FAX (661) 327-1918 www.bclabs.com
 Certifications: California - ELAP Certification Number 1186; Nevada Administrative Code - NAC-445A

TRC 21 Technology Drive Irvine, CA 92618	Project: 4625 Project Number: [none] Project Manager: Anju Farfan	Reported: 06/30/2008 14:04
--	---	----------------------------

Volatile Organic Analysis (EPA Method 8260)

BCL Sample ID:	0807908-04												
Client Sample Name:		4625, MW-1, MW-1, 6/17/2008 10:58:00AM											
Constituent	Result	Units	PQL	MDL	Method	Prep Date	Run Date/Time	Analyst	Instru-ment ID	Dilution	QC Batch ID	MB Bias	Lab Quals
Benzene	ND	ug/L	0.50		EPA-8260	06/18/08	06/19/08 18:18	SVM	MS-V9	1	BRF1204	ND	
Ethylbenzene	ND	ug/L	0.50		EPA-8260	06/18/08	06/19/08 18:18	SVM	MS-V9	1	BRF1204	ND	
Methyl t-butyl ether	ND	ug/L	0.50		EPA-8260	06/18/08	06/19/08 18:18	SVM	MS-V9	1	BRF1204	ND	
Toluene	ND	ug/L	0.50		EPA-8260	06/18/08	06/19/08 18:18	SVM	MS-V9	1	BRF1204	ND	
Total Xylenes	ND	ug/L	1.0		EPA-8260	06/18/08	06/19/08 18:18	SVM	MS-V9	1	BRF1204	ND	
Ethanol	ND	ug/L	250		EPA-8260	06/18/08	06/19/08 18:18	SVM	MS-V9	1	BRF1204	ND	
Total Purgeable Petroleum Hydrocarbons	ND	ug/L	50		EPA-8260	06/18/08	06/19/08 18:18	SVM	MS-V9	1	BRF1204	ND	
1,2-Dichloroethane-d4 (Surrogate)	91.2	%	76 - 114 (LCL - UCL)		EPA-8260	06/18/08	06/19/08 18:18	SVM	MS-V9	1	BRF1204		
Toluene-d8 (Surrogate)	96.8	%	88 - 110 (LCL - UCL)		EPA-8260	06/18/08	06/19/08 18:18	SVM	MS-V9	1	BRF1204		
4-Bromofluorobenzene (Surrogate)	89.4	%	86 - 115 (LCL - UCL)		EPA-8260	06/18/08	06/19/08 18:18	SVM	MS-V9	1	BRF1204		

The results in this report apply to the samples analyzed in accordance with the chain of custody document. This analytical report must be reproduced in its entirety.
All results listed in this report are for the exclusive use of the submitting party. BC Laboratories, Inc. assumes no responsibility for report alteration, separation, detachment or third party interpretation.

TRC
21 Technology Drive
Irvine, CA 92618

Project: 4625
Project Number: [none]
Project Manager: Anju Farfan

Reported: 06/30/2008 14:04

Volatile Organic Analysis (EPA Method 8260)

BCL Sample ID:	0807908-05												
Client Sample Name:	4625, MW-4, MW-4, 6/17/2008 11:16:00AM												
Constituent	Result	Units	PQL	MDL	Method	Prep Date	Run Date/Time	Analyst	Instrument ID	Dilution	QC Batch ID	MB Bias	Lab Quals
Benzene	ND	ug/L	0.50		EPA-8260	06/18/08	06/19/08 18:45	SVM	MS-V9	1	BRF1204	ND	
Ethylbenzene	ND	ug/L	0.50		EPA-8260	06/18/08	06/19/08 18:45	SVM	MS-V9	1	BRF1204	ND	
Methyl t-butyl ether	ND	ug/L	0.50		EPA-8260	06/18/08	06/19/08 18:45	SVM	MS-V9	1	BRF1204	ND	
Toluene	ND	ug/L	0.50		EPA-8260	06/18/08	06/19/08 18:45	SVM	MS-V9	1	BRF1204	ND	
Total Xylenes	ND	ug/L	1.0		EPA-8260	06/18/08	06/19/08 18:45	SVM	MS-V9	1	BRF1204	ND	
Ethanol	ND	ug/L	250		EPA-8260	06/18/08	06/19/08 18:45	SVM	MS-V9	1	BRF1204	ND	
Total Purgeable Petroleum Hydrocarbons	ND	ug/L	50		EPA-8260	06/18/08	06/19/08 18:45	SVM	MS-V9	1	BRF1204	ND	
1,2-Dichloroethane-d4 (Surrogate)	93.9	%	76 - 114 (LCL - UCL)		EPA-8260	06/18/08	06/19/08 18:45	SVM	MS-V9	1	BRF1204		
Toluene-d8 (Surrogate)	97.4	%	88 - 110 (LCL - UCL)		EPA-8260	06/18/08	06/19/08 18:45	SVM	MS-V9	1	BRF1204		
4-Bromofluorobenzene (Surrogate)	92.2	%	86 - 115 (LCL - UCL)		EPA-8260	06/18/08	06/19/08 18:45	SVM	MS-V9	1	BRF1204		

The results in this report apply to the samples analyzed in accordance with the chain of custody document. This analytical report must be reproduced in its entirety.
All results listed in this report are for the exclusive use of the submitting party. BC Laboratories, Inc. assumes no responsibility for report alteration, separation, detachment or third party interpretation.

4100 Atlas Court Bakersfield, CA 93308 (661) 327-4911 FAX (661) 327-1918 www.bclabs.com
Certifications: California - ELAP Certification Number 1186; Nevada Administrative Code - NAC-445A



TRC
21 Technology Drive
Irvine, CA 92618

Project: 4625
Project Number: [none]
Project Manager: Anju Farfan

Reported: 06/30/2008 14:04

Volatile Organic Analysis (EPA Method 8260)

BCL Sample ID: 0807908-06 Client Sample Name: 4625, MW-7, MW-7, 6/17/2008 12:25:00PM

Constituent	Result	Units	PQL	MDL	Method	Prep	Run	Analyst	Instru- ment ID	Dilution	QC	MB	Lab
						Date	Date/Time				Batch ID	Bias	Quals
Benzene	ND	ug/L	0.50		EPA-8260	06/18/08	06/20/08 14:53	SVM	MS-V9	1	BRF1204	ND	
1,2-Dibromoethane	ND	ug/L	0.50		EPA-8260	06/18/08	06/20/08 14:53	SVM	MS-V9	1	BRF1204	ND	
1,2-Dichloroethane	ND	ug/L	0.50		EPA-8260	06/18/08	06/20/08 14:53	SVM	MS-V9	1	BRF1204	ND	
Ethylbenzene	ND	ug/L	0.50		EPA-8260	06/18/08	06/20/08 14:53	SVM	MS-V9	1	BRF1204	ND	
Methyl t-butyl ether	2.4	ug/L	0.50		EPA-8260	06/18/08	06/20/08 14:53	SVM	MS-V9	1	BRF1204	ND	
Toluene	ND	ug/L	0.50		EPA-8260	06/18/08	06/20/08 14:53	SVM	MS-V9	1	BRF1204	ND	
Total Xylenes	ND	ug/L	1.0		EPA-8260	06/18/08	06/20/08 14:53	SVM	MS-V9	1	BRF1204	ND	
t-Amyl Methyl ether	ND	ug/L	0.50		EPA-8260	06/18/08	06/20/08 14:53	SVM	MS-V9	1	BRF1204	ND	
t-Butyl alcohol	ND	ug/L	10		EPA-8260	06/18/08	06/20/08 14:53	SVM	MS-V9	1	BRF1204	ND	
Diisopropyl ether	ND	ug/L	0.50		EPA-8260	06/18/08	06/20/08 14:53	SVM	MS-V9	1	BRF1204	ND	
Ethanol	ND	ug/L	250		EPA-8260	06/18/08	06/20/08 14:53	SVM	MS-V9	1	BRF1204	ND	
Ethyl t-butyl ether	ND	ug/L	0.50		EPA-8260	06/18/08	06/20/08 14:53	SVM	MS-V9	1	BRF1204	ND	
Total Purgeable Petroleum Hydrocarbons	ND	ug/L	50		EPA-8260	06/18/08	06/20/08 14:53	SVM	MS-V9	1	BRF1204	ND	
1,2-Dichloroethane-d4 (Surrogate)	91.8	%	76 - 114 (LCL - UCL)		EPA-8260	06/18/08	06/20/08 14:53	SVM	MS-V9	1	BRF1204		
Toluene-d8 (Surrogate)	97.6	%	88 - 110 (LCL - UCL)		EPA-8260	06/18/08	06/20/08 14:53	SVM	MS-V9	1	BRF1204		
4-Bromofluorobenzene (Surrogate)	90.1	%	86 - 115 (LCL - UCL)		EPA-8260	06/18/08	06/20/08 14:53	SVM	MS-V9	1	BRF1204		

The results in this report apply to the samples analyzed in accordance with the chain of custody document. This analytical report must be reproduced in its entirety. All results listed in this report are for the exclusive use of the submitting party. BC Laboratories, Inc. assumes no responsibility for report alteration, separation, detachment or third party interpretation.

4100 Atlas Court Bakersfield, CA 93308 (661) 327-4911 FAX (661) 327-1918 www.bclabs.com
Certifications: California - ELAP Certification Number 1186; Nevada Administrative Code - NAC-445A

TRC
21 Technology Drive
Irvine, CA 92618

Project: 4625
Project Number: [none]
Project Manager: Anju Farfan

Reported: 06/30/2008 14:04

Volatile Organic Analysis (EPA Method 8260)

BCL Sample ID: 0807908-07 **Client Sample Name:** 4625, MW-6, MW-6, 6/17/2008 11:51:00AM

Constituent	Result	Units	PQL	MDL	Method	Prep	Run	Analyst	Instru- ment ID	Dilution	QC Batch ID	MB Bias	Lab Quals
						Date	Date/Time						
Benzene	7.1	ug/L	0.50		EPA-8260	06/18/08	06/20/08 15:20	SVM	MS-V9	1	BRF1204	ND	
1,2-Dibromoethane	ND	ug/L	0.50		EPA-8260	06/18/08	06/20/08 15:20	SVM	MS-V9	1	BRF1204	ND	
1,2-Dichloroethane	ND	ug/L	0.50		EPA-8260	06/18/08	06/20/08 15:20	SVM	MS-V9	1	BRF1204	ND	
Ethylbenzene	2.8	ug/L	0.50		EPA-8260	06/18/08	06/20/08 15:20	SVM	MS-V9	1	BRF1204	ND	
Methyl t-butyl ether	250	ug/L	5.0		EPA-8260	06/18/08	06/23/08 15:04	SVM	MS-V9	10	BRF1204	ND	A01
Toluene	ND	ug/L	0.50		EPA-8260	06/18/08	06/20/08 15:20	SVM	MS-V9	1	BRF1204	ND	
Total Xylenes	2.0	ug/L	1.0		EPA-8260	06/18/08	06/20/08 15:20	SVM	MS-V9	1	BRF1204	ND	
t-Amyl Methyl ether	ND	ug/L	0.50		EPA-8260	06/18/08	06/20/08 15:20	SVM	MS-V9	1	BRF1204	ND	
t-Butyl alcohol	ND	ug/L	10		EPA-8260	06/18/08	06/20/08 15:20	SVM	MS-V9	1	BRF1204	ND	
Diisopropyl ether	ND	ug/L	0.50		EPA-8260	06/18/08	06/20/08 15:20	SVM	MS-V9	1	BRF1204	ND	
Ethanol	ND	ug/L	250		EPA-8260	06/18/08	06/20/08 15:20	SVM	MS-V9	1	BRF1204	ND	
Ethyl t-butyl ether	ND	ug/L	0.50		EPA-8260	06/18/08	06/20/08 15:20	SVM	MS-V9	1	BRF1204	ND	
Total Purgeable Petroleum Hydrocarbons	180	ug/L	50		EPA-8260	06/18/08	06/20/08 15:20	SVM	MS-V9	1	BRF1204	ND	
1,2-Dichloroethane-d4 (Surrogate)	91.2	%	76 - 114 (LCL - UCL)		EPA-8260	06/18/08	06/20/08 15:20	SVM	MS-V9	1	BRF1204		
1,2-Dichloroethane-d4 (Surrogate)	97.7	%	76 - 114 (LCL - UCL)		EPA-8260	06/18/08	06/23/08 15:04	SVM	MS-V9	10	BRF1204		
Toluene-d8 (Surrogate)	97.9	%	88 - 110 (LCL - UCL)		EPA-8260	06/18/08	06/20/08 15:20	SVM	MS-V9	1	BRF1204		
Toluene-d8 (Surrogate)	99.3	%	88 - 110 (LCL - UCL)		EPA-8260	06/18/08	06/23/08 15:04	SVM	MS-V9	10	BRF1204		
4-Bromofluorobenzene (Surrogate)	92.2	%	86 - 115 (LCL - UCL)		EPA-8260	06/18/08	06/20/08 15:20	SVM	MS-V9	1	BRF1204		
4-Bromofluorobenzene (Surrogate)	88.3	%	86 - 115 (LCL - UCL)		EPA-8260	06/18/08	06/23/08 15:04	SVM	MS-V9	10	BRF1204		

The results in this report apply to the samples analyzed in accordance with the chain of custody document. This analytical report must be reproduced in its entirety.
All results listed in this report are for the exclusive use of the submitting party. BC Laboratories, Inc. assumes no responsibility for report alteration, separation, detachment or third party interpretation.
4100 Atlas Court Bakersfield, CA 93308 (661) 327-4911 FAX (661) 327-1918 www.bclabs.com
Certifications: California - ELAP Certification Number 1186; Nevada Administrative Code - NAC-445A

TRC
21 Technology Drive
Irvine, CA 92618

Project: 4625
Project Number: [none]
Project Manager: Anju Farfan

Reported: 06/30/2008 14:04

Volatile Organic Analysis (EPA Method 8260)

BCL Sample ID: 0807908-08		Client Sample Name: 4625, MW-5, MW-5, 6/17/2008 12:18:00PM											
Constituent	Result	Units	PQL	MDL	Method	Prep Date	Run Date/Time	Analyst	Instru-ment ID	Dilution	QC Batch ID	MB Bias	Lab Quals
Benzene	160	ug/L	10		EPA-8260	06/18/08	06/20/08 16:19	SVM	MS-V9	20	BRF1204	ND	A01
1,2-Dibromoethane	ND	ug/L	0.50		EPA-8260	06/18/08	06/20/08 15:47	SVM	MS-V9	1	BRF1204	ND	
1,2-Dichloroethane	ND	ug/L	0.50		EPA-8260	06/18/08	06/20/08 15:47	SVM	MS-V9	1	BRF1204	ND	
Ethylbenzene	99	ug/L	0.50		EPA-8260	06/18/08	06/20/08 15:47	SVM	MS-V9	1	BRF1204	ND	
Methyl t-butyl ether	290	ug/L	10		EPA-8260	06/18/08	06/20/08 16:19	SVM	MS-V9	20	BRF1204	ND	A01
Toluene	ND	ug/L	0.50		EPA-8260	06/18/08	06/20/08 15:47	SVM	MS-V9	1	BRF1204	ND	
Total Xylenes	64	ug/L	1.0		EPA-8260	06/18/08	06/20/08 15:47	SVM	MS-V9	1	BRF1204	ND	
t-Amyl Methyl ether	ND	ug/L	0.50		EPA-8260	06/18/08	06/20/08 15:47	SVM	MS-V9	1	BRF1204	ND	
t-Butyl alcohol	77	ug/L	10		EPA-8260	06/18/08	06/20/08 15:47	SVM	MS-V9	1	BRF1204	ND	
Diisopropyl ether	ND	ug/L	0.50		EPA-8260	06/18/08	06/20/08 15:47	SVM	MS-V9	1	BRF1204	ND	
Ethanol	ND	ug/L	250		EPA-8260	06/18/08	06/20/08 15:47	SVM	MS-V9	1	BRF1204	ND	
Ethyl t-butyl ether	ND	ug/L	0.50		EPA-8260	06/18/08	06/20/08 15:47	SVM	MS-V9	1	BRF1204	ND	
Total Purgeable Petroleum Hydrocarbons	2000	ug/L	50		EPA-8260	06/18/08	06/20/08 15:47	SVM	MS-V9	1	BRF1204	ND	
1,2-Dichloroethane-d4 (Surrogate)	90.0	%	76 - 114 (LCL - UCL)		EPA-8260	06/18/08	06/20/08 15:47	SVM	MS-V9	1	BRF1204		
1,2-Dichloroethane-d4 (Surrogate)	88.1	%	76 - 114 (LCL - UCL)		EPA-8260	06/18/08	06/20/08 16:19	SVM	MS-V9	20	BRF1204		
Toluene-d8 (Surrogate)	98.3	%	88 - 110 (LCL - UCL)		EPA-8260	06/18/08	06/20/08 15:47	SVM	MS-V9	1	BRF1204		
Toluene-d8 (Surrogate)	98.1	%	88 - 110 (LCL - UCL)		EPA-8260	06/18/08	06/20/08 16:19	SVM	MS-V9	20	BRF1204		
4-Bromofluorobenzene (Surrogate)	92.6	%	86 - 115 (LCL - UCL)		EPA-8260	06/18/08	06/20/08 16:19	SVM	MS-V9	20	BRF1204		
4-Bromofluorobenzene (Surrogate)	90.6	%	86 - 115 (LCL - UCL)		EPA-8260	06/18/08	06/20/08 15:47	SVM	MS-V9	1	BRF1204		

The results in this report apply to the samples analyzed in accordance with the chain of custody document. This analytical report must be reproduced in its entirety. All results listed in this report are for the exclusive use of the submitting party. BC Laboratories, Inc. assumes no responsibility for report alteration, separation, detachment or third party interpretation.

4100 Atlas Court Bakersfield, CA 93308 (661) 327-4911 FAX (661) 327-1918 www.bclabs.com
Certifications: California - ELAP Certification Number 1186; Nevada Administrative Code - NAC-445A



TRC
21 Technology Drive
Irvine, CA 92618

Project: 4625
Project Number: [none]
Project Manager: Anju Farfan

Reported: 06/30/2008 14:04

Volatile Organic Analysis (EPA Method 8260)

BCL Sample ID: 0807908-09		Client Sample Name: 4625, MW-3, MW-3, 6/17/2008 11:31:00AM												
Constituent	Result	Units	PQL	MDL	Method	Prep	Run		Instru- ment ID	Dilution	QC	MB	Lab Quals	
						Date	Date/Time	Analyst			Batch ID	Bias		
Benzene	ND	ug/L	0.50		EPA-8260	06/19/08	06/19/08	20:37	mwb	MS-V13	1	BRG0001	ND	
Bromobenzene	ND	ug/L	0.50		EPA-8260	06/19/08	06/19/08	20:37	mwb	MS-V13	1	BRG0001	ND	
Bromochloromethane	ND	ug/L	0.50		EPA-8260	06/19/08	06/19/08	20:37	mwb	MS-V13	1	BRG0001	ND	
Bromodichloromethane	ND	ug/L	0.50		EPA-8260	06/19/08	06/19/08	20:37	mwb	MS-V13	1	BRG0001	ND	
Bromoform	ND	ug/L	0.50		EPA-8260	06/19/08	06/19/08	20:37	mwb	MS-V13	1	BRG0001	ND	
Bromomethane	ND	ug/L	1.0		EPA-8260	06/19/08	06/19/08	20:37	mwb	MS-V13	1	BRG0001	ND	
n-Butylbenzene	ND	ug/L	0.50		EPA-8260	06/19/08	06/19/08	20:37	mwb	MS-V13	1	BRG0001	ND	
sec-Butylbenzene	ND	ug/L	0.50		EPA-8260	06/19/08	06/19/08	20:37	mwb	MS-V13	1	BRG0001	ND	
tert-Butylbenzene	ND	ug/L	0.50		EPA-8260	06/19/08	06/19/08	20:37	mwb	MS-V13	1	BRG0001	ND	
Carbon tetrachloride	ND	ug/L	0.50		EPA-8260	06/19/08	06/19/08	20:37	mwb	MS-V13	1	BRG0001	ND	
Chlorobenzene	ND	ug/L	0.50		EPA-8260	06/19/08	06/19/08	20:37	mwb	MS-V13	1	BRG0001	ND	
Chloroethane	ND	ug/L	0.50		EPA-8260	06/19/08	06/19/08	20:37	mwb	MS-V13	1	BRG0001	ND	
Chloroform	ND	ug/L	0.50		EPA-8260	06/19/08	06/19/08	20:37	mwb	MS-V13	1	BRG0001	ND	
Chloromethane	ND	ug/L	0.50		EPA-8260	06/19/08	06/19/08	20:37	mwb	MS-V13	1	BRG0001	ND	
2-Chlorotoluene	ND	ug/L	0.50		EPA-8260	06/19/08	06/19/08	20:37	mwb	MS-V13	1	BRG0001	ND	
4-Chlorotoluene	ND	ug/L	0.50		EPA-8260	06/19/08	06/19/08	20:37	mwb	MS-V13	1	BRG0001	ND	
Dibromochloromethane	ND	ug/L	0.50		EPA-8260	06/19/08	06/19/08	20:37	mwb	MS-V13	1	BRG0001	ND	
1,2-Dibromo-3-chloropropane	ND	ug/L	1.0		EPA-8260	06/19/08	06/19/08	20:37	mwb	MS-V13	1	BRG0001	ND	
1,2-Dibromoethane	ND	ug/L	0.50		EPA-8260	06/19/08	06/19/08	20:37	mwb	MS-V13	1	BRG0001	ND	
Dibromomethane	ND	ug/L	0.50		EPA-8260	06/19/08	06/19/08	20:37	mwb	MS-V13	1	BRG0001	ND	
1,2-Dichlorobenzene	ND	ug/L	0.50		EPA-8260	06/19/08	06/19/08	20:37	mwb	MS-V13	1	BRG0001	ND	
1,3-Dichlorobenzene	ND	ug/L	0.50		EPA-8260	06/19/08	06/19/08	20:37	mwb	MS-V13	1	BRG0001	ND	
1,4-Dichlorobenzene	ND	ug/L	0.50		EPA-8260	06/19/08	06/19/08	20:37	mwb	MS-V13	1	BRG0001	ND	

The results in this report apply to the samples analyzed in accordance with the chain of custody document. This analytical report must be reproduced in its entirety.
All results listed in this report are for the exclusive use of the submitting party. BC Laboratories, Inc. assumes no responsibility for report alteration, separation, detachment or third party interpretation.

4100 Atlas Court Bakersfield, CA 93308 (661) 327-4911 FAX (661) 327-1918 www.bclabs.com
Certifications: California - ELAP Certification Number 1186; Nevada Administrative Code - NAC-445A

TRC
21 Technology Drive
Irvine, CA 92618

Project: 4625
Project Number: [none]
Project Manager: Anju Farfan

Reported: 06/30/2008 14:04

Volatile Organic Analysis (EPA Method 8260)

BCL Sample ID: 0807908-09		Client Sample Name: 4625, MW-3, MW-3, 6/17/2008 11:31:00AM											
Constituent	Result	Units	PQL	MDL	Method	Prep Date	Run Date/Time	Analyst	Instru-ment ID	Dilution	QC Batch ID	MB Bias	Lab Quals
Dichlorodifluoromethane	ND	ug/L	0.50		EPA-8260	06/19/08	06/19/08 20:37	mwb	MS-V13	1	BRG0001	ND	
1,1-Dichloroethane	ND	ug/L	0.50		EPA-8260	06/19/08	06/19/08 20:37	mwb	MS-V13	1	BRG0001	ND	
1,2-Dichloroethane	ND	ug/L	0.50		EPA-8260	06/19/08	06/19/08 20:37	mwb	MS-V13	1	BRG0001	ND	
1,1-Dichloroethene	ND	ug/L	0.50		EPA-8260	06/19/08	06/19/08 20:37	mwb	MS-V13	1	BRG0001	ND	
cis-1,2-Dichloroethene	ND	ug/L	0.50		EPA-8260	06/19/08	06/19/08 20:37	mwb	MS-V13	1	BRG0001	ND	
trans-1,2-Dichloroethene	ND	ug/L	0.50		EPA-8260	06/19/08	06/19/08 20:37	mwb	MS-V13	1	BRG0001	ND	
Total 1,2-Dichloroethene	ND	ug/L	1.0		EPA-8260	06/19/08	06/19/08 20:37	mwb	MS-V13	1	BRG0001	ND	
1,2-Dichloropropane	ND	ug/L	0.50		EPA-8260	06/19/08	06/19/08 20:37	mwb	MS-V13	1	BRG0001	ND	
1,3-Dichloropropane	ND	ug/L	0.50		EPA-8260	06/19/08	06/19/08 20:37	mwb	MS-V13	1	BRG0001	ND	
2,2-Dichloropropane	ND	ug/L	0.50		EPA-8260	06/19/08	06/19/08 20:37	mwb	MS-V13	1	BRG0001	ND	
1,1-Dichloropropene	ND	ug/L	0.50		EPA-8260	06/19/08	06/19/08 20:37	mwb	MS-V13	1	BRG0001	ND	
cis-1,3-Dichloropropene	ND	ug/L	0.50		EPA-8260	06/19/08	06/19/08 20:37	mwb	MS-V13	1	BRG0001	ND	
trans-1,3-Dichloropropene	ND	ug/L	0.50		EPA-8260	06/19/08	06/19/08 20:37	mwb	MS-V13	1	BRG0001	ND	
Total 1,3-Dichloropropene	ND	ug/L	1.0		EPA-8260	06/19/08	06/19/08 20:37	mwb	MS-V13	1	BRG0001	ND	
Ethylbenzene	ND	ug/L	0.50		EPA-8260	06/19/08	06/19/08 20:37	mwb	MS-V13	1	BRG0001	ND	
Hexachlorobutadiene	ND	ug/L	0.50		EPA-8260	06/19/08	06/19/08 20:37	mwb	MS-V13	1	BRG0001	ND	
Isopropylbenzene	ND	ug/L	0.50		EPA-8260	06/19/08	06/19/08 20:37	mwb	MS-V13	1	BRG0001	ND	
p-Isopropyltoluene	ND	ug/L	0.50		EPA-8260	06/19/08	06/19/08 20:37	mwb	MS-V13	1	BRG0001	ND	
Methylene chloride	ND	ug/L	1.0		EPA-8260	06/19/08	06/19/08 20:37	mwb	MS-V13	1	BRG0001	ND	
Methyl t-butyl ether	ND	ug/L	0.50		EPA-8260	06/19/08	06/19/08 20:37	mwb	MS-V13	1	BRG0001	ND	
Naphthalene	ND	ug/L	0.50		EPA-8260	06/19/08	06/19/08 20:37	mwb	MS-V13	1	BRG0001	ND	
n-Propylbenzene	ND	ug/L	0.50		EPA-8260	06/19/08	06/19/08 20:37	mwb	MS-V13	1	BRG0001	ND	
Styrene	ND	ug/L	0.50		EPA-8260	06/19/08	06/19/08 20:37	mwb	MS-V13	1	BRG0001	ND	

The results in this report apply to the samples analyzed in accordance with the chain of custody document. This analytical report must be reproduced in its entirety.
All results listed in this report are for the exclusive use of the submitting party. BC Laboratories, Inc. assumes no responsibility for report alteration, separation, detachment or third party interpretation.
4100 Atlas Court Bakersfield, CA 93308 (661) 327-4911 FAX (661) 327-1918 www.bclabs.com
Certifications: California - ELAP Certification Number 1186; Nevada Administrative Code - NAC-445A

TRC
21 Technology Drive
Irvine, CA 92618

Project: 4625
Project Number: [none]
Project Manager: Anju Farfan


Reported: 06/30/2008 14:04

Volatile Organic Analysis (EPA Method 8260)

BCL Sample ID: 0807908-09		Client Sample Name: 4625, MW-3, MW-3, 6/17/2008 11:31:00AM											
Constituent	Result	Units	PQL	MDL	Method	Prep Date	Run Date/Time	Analyst	Instru-ment ID	Dilution	QC Batch ID	MB Bias	Lab Quals
1,1,1,2-Tetrachloroethane	ND	ug/L	0.50		EPA-8260	06/19/08	06/19/08 20:37	mwb	MS-V13	1	BRG0001	ND	
1,1,2,2-Tetrachloroethane	ND	ug/L	0.50		EPA-8260	06/19/08	06/19/08 20:37	mwb	MS-V13	1	BRG0001	ND	
Tetrachloroethene	ND	ug/L	0.50		EPA-8260	06/19/08	06/19/08 20:37	mwb	MS-V13	1	BRG0001	ND	
Toluene	ND	ug/L	0.50		EPA-8260	06/19/08	06/19/08 20:37	mwb	MS-V13	1	BRG0001	ND	
1,2,3-Trichlorobenzene	ND	ug/L	0.50		EPA-8260	06/19/08	06/19/08 20:37	mwb	MS-V13	1	BRG0001	ND	
1,2,4-Trichlorobenzene	ND	ug/L	0.50		EPA-8260	06/19/08	06/19/08 20:37	mwb	MS-V13	1	BRG0001	ND	
1,1,1-Trichloroethane	ND	ug/L	0.50		EPA-8260	06/19/08	06/19/08 20:37	mwb	MS-V13	1	BRG0001	ND	
1,1,2-Trichloroethane	ND	ug/L	0.50		EPA-8260	06/19/08	06/19/08 20:37	mwb	MS-V13	1	BRG0001	ND	
Trichloroethene	ND	ug/L	0.50		EPA-8260	06/19/08	06/19/08 20:37	mwb	MS-V13	1	BRG0001	ND	
Trichlorofluoromethane	ND	ug/L	0.50		EPA-8260	06/19/08	06/19/08 20:37	mwb	MS-V13	1	BRG0001	ND	
1,2,3-Trichloropropane	ND	ug/L	1.0		EPA-8260	06/19/08	06/19/08 20:37	mwb	MS-V13	1	BRG0001	ND	
1,1,2-Trichloro-1,2,2-trifluoroethane	ND	ug/L	0.50		EPA-8260	06/19/08	06/19/08 20:37	mwb	MS-V13	1	BRG0001	ND	
1,2,4-Trimethylbenzene	ND	ug/L	0.50		EPA-8260	06/19/08	06/19/08 20:37	mwb	MS-V13	1	BRG0001	ND	
1,3,5-Trimethylbenzene	ND	ug/L	0.50		EPA-8260	06/19/08	06/19/08 20:37	mwb	MS-V13	1	BRG0001	ND	
Vinyl chloride	ND	ug/L	0.50		EPA-8260	06/19/08	06/19/08 20:37	mwb	MS-V13	1	BRG0001	ND	
Total Xylenes	ND	ug/L	1.0		EPA-8260	06/19/08	06/19/08 20:37	mwb	MS-V13	1	BRG0001	ND	
t-Amyl Methyl ether	ND	ug/L	0.50		EPA-8260	06/19/08	06/19/08 20:37	mwb	MS-V13	1	BRG0001	ND	
t-Butyl alcohol	ND	ug/L	10		EPA-8260	06/19/08	06/19/08 20:37	mwb	MS-V13	1	BRG0001	ND	
Diisopropyl ether	ND	ug/L	0.50		EPA-8260	06/19/08	06/19/08 20:37	mwb	MS-V13	1	BRG0001	ND	
Ethanol	ND	ug/L	250		EPA-8260	06/19/08	06/19/08 20:37	mwb	MS-V13	1	BRG0001	ND	
Ethyl t-butyl ether	ND	ug/L	0.50		EPA-8260	06/19/08	06/19/08 20:37	mwb	MS-V13	1	BRG0001	ND	
Total Purgeable Petroleum Hydrocarbons	ND	ug/L	50		EPA-8260	06/19/08	06/19/08 20:37	mwb	MS-V13	1	BRG0001	ND	
1,2-Dichloroethane-d4 (Surrogate)	98.4	%	76 - 114 (LCL - UCL)		EPA-8260	06/19/08	06/19/08 20:37	mwb	MS-V13	1	BRG0001		

The results in this report apply to the samples analyzed in accordance with the chain of custody document. This analytical report must be reproduced in its entirety.
All results listed in this report are for the exclusive use of the submitting party. BC Laboratories, Inc. assumes no responsibility for report alteration, separation, detachment or third party interpretation.

4100 Atlas Court Bakersfield, CA 93308 (661) 327-4911 FAX (661) 327-1918 www.bclabs.com
Certifications: California - ELAP Certification Number 1186; Nevada Administrative Code - NAC-445A



TRC
21 Technology Drive
Irvine, CA 92618

Project: 4625
Project Number: [none]
Project Manager: Anju Farfan

Reported: 06/30/2008 14:04

Volatile Organic Analysis (EPA Method 8260)

BCL Sample ID: 0807908-09 Client Sample Name: 4625, MW-3, MW-3, 6/17/2008 11:31:00AM

Constituent	Result	Units	PQL	MDL	Method	Prep	Run	Instru- ment ID	Dilution	QC	MB	Lab
						Date	Date/Time			Analyst	Batch ID	Bias
Toluene-d8 (Surrogate)	95.2	%	88 - 110 (LCL - UCL)		EPA-8260	06/19/08	06/19/08 20:37	mwb	MS-V13	1	BRG0001	
4-Bromofluorobenzene (Surrogate)	99.5	%	86 - 115 (LCL - UCL)		EPA-8260	06/19/08	06/19/08 20:37	mwb	MS-V13	1	BRG0001	

TRC
21 Technology Drive
Irvine, CA 92618

Project: 4625
Project Number: [none]
Project Manager: Anju Farfan

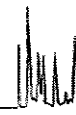
Reported: 06/30/2008 14:04

Base Neutral and Acid Extractables Organic Analysis (EPA Method 8270C)

BCL Sample ID: 0807908-09		Client Sample Name: 4625, MW-3, MW-3, 6/17/2008 11:31:00AM												
Constituent	Result	Units	PQL	MDL	Method	Prep Date	Run Date/Time	Analyst	Instru-ment ID	Dilution	QC Batch ID	MB Bias	Lab Quals	
Acenaphthene	ND	ug/L	2.0		EPA-8270C	06/20/08	06/27/08 20:41	SKC	MS-B2	1	BRF1426	ND		
Acenaphthylene	ND	ug/L	2.0		EPA-8270C	06/20/08	06/27/08 20:41	SKC	MS-B2	1	BRF1426	ND		
Anthracene	ND	ug/L	2.0		EPA-8270C	06/20/08	06/27/08 20:41	SKC	MS-B2	1	BRF1426	ND		
Benzo[a]anthracene	ND	ug/L	2.0		EPA-8270C	06/20/08	06/27/08 20:41	SKC	MS-B2	1	BRF1426	ND		
Benzo[b]fluoranthene	ND	ug/L	2.0		EPA-8270C	06/20/08	06/27/08 20:41	SKC	MS-B2	1	BRF1426	ND		
Benzo[k]fluoranthene	ND	ug/L	2.0		EPA-8270C	06/20/08	06/27/08 20:41	SKC	MS-B2	1	BRF1426	ND		
Benzo[a]pyrene	ND	ug/L	2.0		EPA-8270C	06/20/08	06/27/08 20:41	SKC	MS-B2	1	BRF1426	ND		
Benzo[g,h,i]perylene	ND	ug/L	2.0		EPA-8270C	06/20/08	06/27/08 20:41	SKC	MS-B2	1	BRF1426	ND		
Benzoic acid	ND	ug/L	10		EPA-8270C	06/20/08	06/27/08 20:41	SKC	MS-B2	1	BRF1426	ND		
Benzyl alcohol	ND	ug/L	2.0		EPA-8270C	06/20/08	06/27/08 20:41	SKC	MS-B2	1	BRF1426	ND		
Benzyl butyl phthalate	ND	ug/L	2.0		EPA-8270C	06/20/08	06/27/08 20:41	SKC	MS-B2	1	BRF1426	ND		
bis(2-Chloroethoxy)methane	ND	ug/L	2.0		EPA-8270C	06/20/08	06/27/08 20:41	SKC	MS-B2	1	BRF1426	ND		
bis(2-Chloroethyl) ether	ND	ug/L	2.0		EPA-8270C	06/20/08	06/27/08 20:41	SKC	MS-B2	1	BRF1426	ND		
bis(2-Chloroisopropyl)ether	ND	ug/L	2.0		EPA-8270C	06/20/08	06/27/08 20:41	SKC	MS-B2	1	BRF1426	ND		
bis(2-Ethylhexyl)phthalate	ND	ug/L	4.0		EPA-8270C	06/20/08	06/27/08 20:41	SKC	MS-B2	1	BRF1426	ND		
4-Bromophenyl phenyl ether	ND	ug/L	2.0		EPA-8270C	06/20/08	06/27/08 20:41	SKC	MS-B2	1	BRF1426	ND		
4-Chloroaniline	ND	ug/L	2.0		EPA-8270C	06/20/08	06/27/08 20:41	SKC	MS-B2	1	BRF1426	ND		
2-Chloronaphthalene	ND	ug/L	2.0		EPA-8270C	06/20/08	06/27/08 20:41	SKC	MS-B2	1	BRF1426	ND		
4-Chlorophenyl phenyl ether	ND	ug/L	2.0		EPA-8270C	06/20/08	06/27/08 20:41	SKC	MS-B2	1	BRF1426	ND		
Chrysene	ND	ug/L	2.0		EPA-8270C	06/20/08	06/27/08 20:41	SKC	MS-B2	1	BRF1426	ND		
Dibenzofa,h]anthracene	ND	ug/L	3.0		EPA-8270C	06/20/08	06/27/08 20:41	SKC	MS-B2	1	BRF1426	ND		
Dibenzofuran	ND	ug/L	2.0		EPA-8270C	06/20/08	06/27/08 20:41	SKC	MS-B2	1	BRF1426	ND		
1,2-Dichlorobenzene	ND	ug/L	2.0		EPA-8270C	06/20/08	06/27/08 20:41	SKC	MS-B2	1	BRF1426	ND		

The results in this report apply to the samples analyzed in accordance with the chain of custody document. This analytical report must be reproduced in its entirety.
All results listed in this report are for the exclusive use of the submitting party. BC Laboratories, Inc. assumes no responsibility for report alteration, separation, detachment or third party interpretation.

4100 Atlas Court Bakersfield, CA 93308 (661) 327-4911 FAX (661) 327-1918 www.bclabs.com
Certifications: California - ELAP Certification Number 1186; Nevada Administrative Code - NAC-445A



TRC
21 Technology Drive
Irvine, CA 92618

Project: 4625
Project Number: [none]
Project Manager: Anju Farfan


Reported: 06/30/2008 14:04

Base Neutral and Acid Extractables Organic Analysis (EPA Method 8270C)

BCL Sample ID: 0807908-09		Client Sample Name: 4625, MW-3, MW-3, 6/17/2008 11:31:00AM											
Constituent	Result	Units	PQL	MDL	Method	Prep Date	Run Date/Time	Analyst	Instru-ment ID	Dilution	QC Batch ID	MB Bias	Lab Quals
1,3-Dichlorobenzene	ND	ug/L	2.0		EPA-8270C	06/20/08	06/27/08 20:41	SKC	MS-B2	1	BRF1426	ND	
1,4-Dichlorobenzene	ND	ug/L	2.0		EPA-8270C	06/20/08	06/27/08 20:41	SKC	MS-B2	1	BRF1426	ND	
3,3-Dichlorobenzidine	ND	ug/L	10		EPA-8270C	06/20/08	06/27/08 20:41	SKC	MS-B2	1	BRF1426	ND	
Diethyl phthalate	ND	ug/L	2.0		EPA-8270C	06/20/08	06/27/08 20:41	SKC	MS-B2	1	BRF1426	ND	
Dimethyl phthalate	ND	ug/L	2.0		EPA-8270C	06/20/08	06/27/08 20:41	SKC	MS-B2	1	BRF1426	ND	
Di-n-butyl phthalate	ND	ug/L	2.0		EPA-8270C	06/20/08	06/27/08 20:41	SKC	MS-B2	1	BRF1426	ND	
2,4-Dinitrotoluene	ND	ug/L	2.0		EPA-8270C	06/20/08	06/27/08 20:41	SKC	MS-B2	1	BRF1426	ND	
2,6-Dinitrotoluene	ND	ug/L	2.0		EPA-8270C	06/20/08	06/27/08 20:41	SKC	MS-B2	1	BRF1426	ND	
Di-n-octyl phthalate	ND	ug/L	2.0		EPA-8270C	06/20/08	06/27/08 20:41	SKC	MS-B2	1	BRF1426	ND	
Fluoranthene	ND	ug/L	2.0		EPA-8270C	06/20/08	06/27/08 20:41	SKC	MS-B2	1	BRF1426	ND	
Fluorene	ND	ug/L	2.0		EPA-8270C	06/20/08	06/27/08 20:41	SKC	MS-B2	1	BRF1426	ND	
Hexachlorobenzene	ND	ug/L	2.0		EPA-8270C	06/20/08	06/27/08 20:41	SKC	MS-B2	1	BRF1426	ND	
Hexachlorobutadiene	ND	ug/L	2.0		EPA-8270C	06/20/08	06/27/08 20:41	SKC	MS-B2	1	BRF1426	ND	
Hexachlorocyclopentadiene	ND	ug/L	2.0		EPA-8270C	06/20/08	06/27/08 20:41	SKC	MS-B2	1	BRF1426	ND	
Hexachloroethane	ND	ug/L	2.0		EPA-8270C	06/20/08	06/27/08 20:41	SKC	MS-B2	1	BRF1426	ND	
Indeno[1,2,3-cd]pyrene	ND	ug/L	2.0		EPA-8270C	06/20/08	06/27/08 20:41	SKC	MS-B2	1	BRF1426	ND	
Isophorone	ND	ug/L	2.0		EPA-8270C	06/20/08	06/27/08 20:41	SKC	MS-B2	1	BRF1426	ND	
2-Methylnaphthalene	ND	ug/L	2.0		EPA-8270C	06/20/08	06/27/08 20:41	SKC	MS-B2	1	BRF1426	ND	
Naphthalene	ND	ug/L	2.0		EPA-8270C	06/20/08	06/27/08 20:41	SKC	MS-B2	1	BRF1426	ND	
2-Nitroaniline	ND	ug/L	2.0		EPA-8270C	06/20/08	06/27/08 20:41	SKC	MS-B2	1	BRF1426	ND	
3-Nitroaniline	ND	ug/L	2.0		EPA-8270C	06/20/08	06/27/08 20:41	SKC	MS-B2	1	BRF1426	ND	
4-Nitroaniline	ND	ug/L	5.0		EPA-8270C	06/20/08	06/27/08 20:41	SKC	MS-B2	1	BRF1426	ND	
Nitrobenzene	ND	ug/L	2.0		EPA-8270C	06/20/08	06/27/08 20:41	SKC	MS-B2	1	BRF1426	ND	

The results in this report apply to the samples analyzed in accordance with the chain of custody document. This analytical report must be reproduced in its entirety.
All results listed in this report are for the exclusive use of the submitting party. BC Laboratories, Inc. assumes no responsibility for report alteration, separation, detachment or third party interpretation.

4100 Atlas Court Bakersfield, CA 93308 (661) 327-4911 FAX (661) 327-1918 www.bclabs.com
Certifications: California - ELAP Certification Number 1186; Nevada Administrative Code - NAC-445A



TRC
21 Technology Drive
Irvine, CA 92618

Project: 4625
Project Number: [none]
Project Manager: Anju Farfan


Reported: 06/30/2008 14:04

Base Neutral and Acid Extractables Organic Analysis (EPA Method 8270C)

BCL Sample ID: 0807908-09		Client Sample Name: 4625, MW-3, MW-3, 6/17/2008 11:31:00AM											
Constituent	Result	Units	PQL	MDL	Method	Prep Date	Run Date/Time	Analyst	Instru-ment ID	Dilution	QC Batch ID	MB Bias	Lab Quals
N-Nitrosodi-N-propylamine	ND	ug/L	2.0		EPA-8270C	06/20/08	06/27/08 20:41	SKC	MS-B2	1	BRF1426	ND	
N-Nitrosodiphenylamine	ND	ug/L	2.0		EPA-8270C	06/20/08	06/27/08 20:41	SKC	MS-B2	1	BRF1426	ND	
Phenanthrene	ND	ug/L	2.0		EPA-8270C	06/20/08	06/27/08 20:41	SKC	MS-B2	1	BRF1426	ND	
Pyrene	ND	ug/L	2.0		EPA-8270C	06/20/08	06/27/08 20:41	SKC	MS-B2	1	BRF1426	ND	
1,2,4-Trichlorobenzene	ND	ug/L	2.0		EPA-8270C	06/20/08	06/27/08 20:41	SKC	MS-B2	1	BRF1426	ND	
4-Chloro-3-methylphenol	ND	ug/L	5.0		EPA-8270C	06/20/08	06/27/08 20:41	SKC	MS-B2	1	BRF1426	ND	
2-Chlorophenol	ND	ug/L	2.0		EPA-8270C	06/20/08	06/27/08 20:41	SKC	MS-B2	1	BRF1426	ND	
2,4-Dichlorophenol	ND	ug/L	2.0		EPA-8270C	06/20/08	06/27/08 20:41	SKC	MS-B2	1	BRF1426	ND	
2,4-Dimethylphenol	ND	ug/L	2.0		EPA-8270C	06/20/08	06/27/08 20:41	SKC	MS-B2	1	BRF1426	ND	
4,6-Dinitro-2-methylphenol	ND	ug/L	10		EPA-8270C	06/20/08	06/27/08 20:41	SKC	MS-B2	1	BRF1426	ND	
2,4-Dinitrophenol	ND	ug/L	10		EPA-8270C	06/20/08	06/27/08 20:41	SKC	MS-B2	1	BRF1426	ND	
2-Methylphenol	ND	ug/L	2.0		EPA-8270C	06/20/08	06/27/08 20:41	SKC	MS-B2	1	BRF1426	ND	
3- & 4-Methylphenol	ND	ug/L	2.0		EPA-8270C	06/20/08	06/27/08 20:41	SKC	MS-B2	1	BRF1426	ND	
2-Nitrophenol	ND	ug/L	2.0		EPA-8270C	06/20/08	06/27/08 20:41	SKC	MS-B2	1	BRF1426	ND	
4-Nitrophenol	ND	ug/L	2.0		EPA-8270C	06/20/08	06/27/08 20:41	SKC	MS-B2	1	BRF1426	ND	
Pentachlorophenol	ND	ug/L	10		EPA-8270C	06/20/08	06/27/08 20:41	SKC	MS-B2	1	BRF1426	ND	
Phenol	ND	ug/L	2.0		EPA-8270C	06/20/08	06/27/08 20:41	SKC	MS-B2	1	BRF1426	ND	
2,4,5-Trichlorophenol	ND	ug/L	5.0		EPA-8270C	06/20/08	06/27/08 20:41	SKC	MS-B2	1	BRF1426	ND	
2,4,6-Trichlorophenol	ND	ug/L	5.0		EPA-8270C	06/20/08	06/27/08 20:41	SKC	MS-B2	1	BRF1426	ND	
2-Fluorophenol (Surrogate)	14.8	%	26 - 92 (LCL - UCL)		EPA-8270C	06/20/08	06/27/08 20:41	SKC	MS-B2	1	BRF1426		S09
Phenol-d5 (Surrogate)	15.8	%	11 - 70 (LCL - UCL)		EPA-8270C	06/20/08	06/27/08 20:41	SKC	MS-B2	1	BRF1426		
Nitrobenzene-d5 (Surrogate)	96.9	%	47 - 121 (LCL - UCL)		EPA-8270C	06/20/08	06/27/08 20:41	SKC	MS-B2	1	BRF1426		
2-Fluorobiphenyl (Surrogate)	95.4	%	43 - 111 (LCL - UCL)		EPA-8270C	06/20/08	06/27/08 20:41	SKC	MS-B2	1	BRF1426		

The results in this report apply to the samples analyzed in accordance with the chain of custody document. This analytical report must be reproduced in its entirety. All results listed in this report are for the exclusive use of the submitting party. BC Laboratories, Inc. assumes no responsibility for report alteration, separation, detachment or third party interpretation.

4100 Atlas Court Bakersfield, CA 93308 (661) 327-4911 FAX (661) 327-1918 www.bclabs.com
Certifications: California - ELAP Certification Number 1186; Nevada Administrative Code - NAC-445A



TRC
21 Technology Drive
Irvine, CA 92618

Project: 4625
Project Number: [none]
Project Manager: Anju Farfan

Reported: 06/30/2008 14:04

Base Neutral and Acid Extractables Organic Analysis (EPA Method 8270C)

BCL Sample ID: 0807908-09		Client Sample Name: 4625, MW-3, MW-3, 6/17/2008 11:31:00AM											
Constituent	Result	Units	PQL	MDL	Method	Prep Date	Run Date/Time	Analyst	Instru-ment ID	Dilution	QC Batch ID	MB Bias	Lab Quals
2,4,6-Tribromophenol (Surrogate)	39.8	%	44 - 124 (LCL - UCL)		EPA-8270C	06/20/08	06/27/08 20:41	SKC	MS-B2	1	BRF1426		S09
p-Terphenyl-d14 (Surrogate)	119	%	46 - 102 (LCL - UCL)		EPA-8270C	06/20/08	06/27/08 20:41	SKC	MS-B2	1	BRF1426		S09

The results in this report apply to the samples analyzed in accordance with the chain of custody document. This analytical report must be reproduced in its entirety.
All results listed in this report are for the exclusive use of the submitting party. BC Laboratories, Inc. assumes no responsibility for report alteration, separation, detachment or third party interpretation.

4100 Atlas Court Bakersfield, CA 93308 (661) 327-4911 FAX (661) 327-1918 www.bclabs.com
Certifications: California - ELAP Certification Number 1186; Nevada Administrative Code - NAC-445A

TRC
21 Technology Drive
Irvine, CA 92618

Project: 4625
Project Number: [none]
Project Manager: Anju Farfan

Reported: 06/30/2008 14:04

Total Petroleum Hydrocarbons

BCL Sample ID: 0807908-09		Client Sample Name: 4625, MW-3, MW-3, 6/17/2008 11:31:00AM											
Constituent	Result	Units	PQL	MDL	Method	Prep Date	Run Date/Time	Analyst	Instrument ID	Dilution	QC Batch ID	MB Bias	Lab Quals
Diesel Range Organics (C12 - C24)	ND	ug/L	50		Luft/TPHd	06/23/08	06/25/08 00:40	PTL	GC-5	1	BRF1545	ND	
Tetracosane (Surrogate)	62.1	%	28 - 139 (LCL - UCL)		Luft/TPHd	06/23/08	06/25/08 00:40	PTL	GC-5	1	BRF1545		

The results in this report apply to the samples analyzed in accordance with the chain of custody document. This analytical report must be reproduced in its entirety.
All results listed in this report are for the exclusive use of the submitting party. BC Laboratories, Inc. assumes no responsibility for report alteration, separation, detachment or third party interpretation.

4100 Atlas Court Bakersfield, CA 93308 (661) 327-4911 FAX (661) 327-1918 www.bclabs.com
Certifications: California - ELAP Certification Number 1186; Nevada Administrative Code - NAC-445A



TRC
21 Technology Drive
Irvine, CA 92618

Project: 4625
Project Number: [none]
Project Manager: Anju Farfan


Reported: 06/30/2008 14:04

EPA Method 1664

BCL Sample ID: 0807908-09 Client Sample Name: 4625, MW-3, MW-3, 6/17/2008 11:31:00AM

Constituent	Result	Units	PQL	MDL	Method	Prep Date	Run Date/Time	Analyst	Instru- ment ID	Dilution	QC Batch ID	MB Bias	Lab Quals
Oil and Grease	ND	mg/L	5.0		EPA-1664H	06/24/08	06/24/08 08:30	JAK	MAN-SV	1	BRF1472	ND	

The results in this report apply to the samples analyzed in accordance with the chain of custody document. This analytical report must be reproduced in its entirety.
All results listed in this report are for the exclusive use of the submitting party. BC Laboratories, Inc. assumes no responsibility for report alteration, separation, detachment or third party interpretation.



TRC
21 Technology Drive
Irvine, CA 92618

Project: 4625
Project Number: [none]
Project Manager: Anju Farfan

Reported: 06/30/2008 14:04


Water Analysis (Metals)

BCL Sample ID: 0807908-09 **Client Sample Name:** 4625, MW-3, MW-3, 6/17/2008 11:31:00AM

Constituent	Result	Units	PQL	MDL	Method	Prep Date	Run Date/Time	Analyst	Instru- ment ID	Dilution	QC Batch ID	MB Bias	Lab Quals
Total Chromium	170	ug/L	10		EPA-6010B	06/19/08	06/23/08 13:21	ARD	PE-OP1	1	BRF1170	ND	

The results in this report apply to the samples analyzed in accordance with the chain of custody document. This analytical report must be reproduced in its entirety.
All results listed in this report are for the exclusive use of the submitting party. BC Laboratories, Inc. assumes no responsibility for report alteration, separation, detachment or third party interpretation.

4100 Atlas Court Bakersfield, CA 93308 (661) 327-4911 FAX (661) 327-1918 www.bclabs.com
Certifications: California - ELAP Certification Number 1186; Nevada Administrative Code - NAC-445A



TRC
21 Technology Drive
Irvine, CA 92618

Project: 4625
Project Number: [none]
Project Manager: Anju Farfan

Reported: 06/30/2008 14:04

Volatile Organic Analysis (EPA Method 8260)

Quality Control Report - Precision & Accuracy

Constituent	Batch ID	QC Sample Type	Source Sample ID	Source Result	Result	Spike Added	Units	RPD	Percent Recovery	Control Limits	
										RPD	Percent Recovery Lab Quals
Benzene	BRF1088	Matrix Spike	0807913-01	0	28.466	25.000	ug/L		114		70 - 130
		Matrix Spike Duplicate	0807913-01	0	28.343	25.000	ug/L	0.9	113	20	70 - 130
Toluene	BRF1088	Matrix Spike	0807913-01	0	26.240	25.000	ug/L		105		70 - 130
		Matrix Spike Duplicate	0807913-01	0	26.366	25.000	ug/L	0	105	20	70 - 130
1,2-Dichloroethane-d4 (Surrogate)	BRF1088	Matrix Spike	0807913-01	ND	9.2630	10.000	ug/L		92.6		76 - 114
		Matrix Spike Duplicate	0807913-01	ND	9.1626	10.000	ug/L		91.6		76 - 114
Toluene-d8 (Surrogate)	BRF1088	Matrix Spike	0807913-01	ND	9.7311	10.000	ug/L		97.3		88 - 110
		Matrix Spike Duplicate	0807913-01	ND	9.8596	10.000	ug/L		98.6		88 - 110
4-Bromofluorobenzene (Surrogate)	BRF1088	Matrix Spike	0807913-01	ND	9.2834	10.000	ug/L		92.8		86 - 115
		Matrix Spike Duplicate	0807913-01	ND	9.2920	10.000	ug/L		92.9		86 - 115
Benzene	BRF1204	Matrix Spike	0808016-01	0	24.330	25.000	ug/L		97.3		70 - 130
		Matrix Spike Duplicate	0808016-01	0	26.823	25.000	ug/L	9.5	107	20	70 - 130
Toluene	BRF1204	Matrix Spike	0808016-01	0	22.936	25.000	ug/L		91.7		70 - 130
		Matrix Spike Duplicate	0808016-01	0	24.812	25.000	ug/L	7.9	99.2	20	70 - 130
1,2-Dichloroethane-d4 (Surrogate)	BRF1204	Matrix Spike	0808016-01	ND	9.2069	10.000	ug/L		92.1		76 - 114
		Matrix Spike Duplicate	0808016-01	ND	8.9116	10.000	ug/L		89.1		76 - 114
Toluene-d8 (Surrogate)	BRF1204	Matrix Spike	0808016-01	ND	9.9550	10.000	ug/L		99.6		88 - 110
		Matrix Spike Duplicate	0808016-01	ND	9.9124	10.000	ug/L		99.1		88 - 110
4-Bromofluorobenzene (Surrogate)	BRF1204	Matrix Spike	0808016-01	ND	9.1514	10.000	ug/L		91.5		86 - 115
		Matrix Spike Duplicate	0808016-01	ND	9.1919	10.000	ug/L		91.9		86 - 115
Benzene	BRG0001	Matrix Spike	0807914-04	0	26.650	25.000	ug/L		107		70 - 130
		Matrix Spike Duplicate	0807914-04	0	26.980	25.000	ug/L	0.9	108	20	70 - 130
Bromodichloromethane	BRG0001	Matrix Spike	0807914-04	0	23.950	25.000	ug/L		95.8		70 - 130
		Matrix Spike Duplicate	0807914-04	0	23.730	25.000	ug/L	0.9	94.9	20	70 - 130
Chlorobenzene	BRG0001	Matrix Spike	0807914-04	0	25.940	25.000	ug/L		104		70 - 130
		Matrix Spike Duplicate	0807914-04	0	25.900	25.000	ug/L	0	104	20	70 - 130

The results in this report apply to the samples analyzed in accordance with the chain of custody document. This analytical report must be reproduced in its entirety.
All results listed in this report are for the exclusive use of the submitting party. BC Laboratories, Inc. assumes no responsibility for report alteration, separation, detachment or third party interpretation.

4100 Atlas Court Bakersfield, CA 93308 (661) 327-4911 FAX (661) 327-1918 www.bclabs.com
Certifications: California - ELAP Certification Number 1186; Nevada Administrative Code - NAC-445A



TRC
21 Technology Drive
Irvine, CA 92618

Project: 4625
Project Number: [none]
Project Manager: Anju Farfan

Reported: 06/30/2008 14:04

Volatile Organic Analysis (EPA Method 8260)

Quality Control Report - Precision & Accuracy

Constituent	Batch ID	QC Sample Type	Source Sample ID	Source Result	Result	Spike Added	Units	RPD	Percent Recovery	Control Limits	
										RPD	Percent Recovery Lab Quas
Chloroethane	BRG0001	Matrix Spike	0807914-04	0	24.040	25.000	ug/L		96.2		70 - 130
		Matrix Spike Duplicate	0807914-04	0	23.940	25.000	ug/L	0.4	95.8	20	70 - 130
1,4-Dichlorobenzene	BRG0001	Matrix Spike	0807914-04	0	25.810	25.000	ug/L		103		70 - 130
		Matrix Spike Duplicate	0807914-04	0	25.610	25.000	ug/L	1.0	102	20	70 - 130
1,1-Dichloroethane	BRG0001	Matrix Spike	0807914-04	0	26.330	25.000	ug/L		105		70 - 130
		Matrix Spike Duplicate	0807914-04	0	26.120	25.000	ug/L	1.0	104	20	70 - 130
1,1-Dichloroethene	BRG0001	Matrix Spike	0807914-04	0	28.790	25.000	ug/L		115		70 - 130
		Matrix Spike Duplicate	0807914-04	0	28.770	25.000	ug/L	0	115	20	70 - 130
Toluene	BRG0001	Matrix Spike	0807914-04	0	25.490	25.000	ug/L		102		70 - 130
		Matrix Spike Duplicate	0807914-04	0	25.330	25.000	ug/L	1.0	101	20	70 - 130
Trichloroethene	BRG0001	Matrix Spike	0807914-04	0	27.380	25.000	ug/L		110		70 - 130
		Matrix Spike Duplicate	0807914-04	0	26.990	25.000	ug/L	1.8	108	20	70 - 130
1,2-Dichloroethane-d4 (Surrogate)	BRG0001	Matrix Spike	0807914-04	ND	9.2600	10.000	ug/L		92.6		76 - 114
		Matrix Spike Duplicate	0807914-04	ND	9.6600	10.000	ug/L		96.6		76 - 114
Toluene-d8 (Surrogate)	BRG0001	Matrix Spike	0807914-04	ND	9.8100	10.000	ug/L		98.1		88 - 110
		Matrix Spike Duplicate	0807914-04	ND	9.8900	10.000	ug/L		98.9		88 - 110
4-Bromofluorobenzene (Surrogate)	BRG0001	Matrix Spike	0807914-04	ND	10.040	10.000	ug/L		100		86 - 115
		Matrix Spike Duplicate	0807914-04	ND	10.210	10.000	ug/L		102		86 - 115

The results in this report apply to the samples analyzed in accordance with the chain of custody document. This analytical report must be reproduced in its entirety.
All results listed in this report are for the exclusive use of the submitting party. BC Laboratories, Inc. assumes no responsibility for report alteration, separation, detachment or third party interpretation.

4100 Atlas Court Bakersfield, CA 93308 (661) 327-4911 FAX (661) 327-1918 www.bclabs.com
Certifications: California - ELAP Certification Number 1186; Nevada Administrative Code - NAC-445A



TRC
21 Technology Drive
Irvine, CA 92618

Project: 4625
Project Number: [none]
Project Manager: Anju Farfan

Reported: 06/30/2008 14:04

Base Neutral and Acid Extractables Organic Analysis (EPA Method 8270C)

Quality Control Report - Precision & Accuracy

Constituent	Batch ID	QC Sample Type	Source Sample ID	Source Result	Result	Spike Added	Units	RPD	Percent Recovery	Control Limits	
										RPD	Percent Recovery Lab Quals
Acenaphthene	BRF1426	Matrix Spike	0807421-31	0	49.919	50.000	ug/L		99.8		0 - 154
		Matrix Spike Duplicate	0807421-31	0	53.772	50.000	ug/L	7.9	108	30	0 - 154
1,4-Dichlorobenzene	BRF1426	Matrix Spike	0807421-31	0	42.441	50.000	ug/L		84.9		44 - 103
		Matrix Spike Duplicate	0807421-31	0	43.955	50.000	ug/L	3.5	87.9	30	44 - 103
2,4-Dinitrotoluene	BRF1426	Matrix Spike	0807421-31	0	45.754	50.000	ug/L		91.5		36 - 114
		Matrix Spike Duplicate	0807421-31	0	47.914	50.000	ug/L	4.6	95.8	30	36 - 114
Hexachlorobenzene	BRF1426	Matrix Spike	0807421-31	0	44.364	50.000	ug/L		88.7		41 - 106
		Matrix Spike Duplicate	0807421-31	0	46.245	50.000	ug/L	4.2	92.5	30	41 - 106
Hexachlorobutadiene	BRF1426	Matrix Spike	0807421-31	0	37.936	50.000	ug/L		75.9		31 - 90
		Matrix Spike Duplicate	0807421-31	0	39.368	50.000	ug/L	3.6	78.7	30	31 - 90
Hexachloroethane	BRF1426	Matrix Spike	0807421-31	0	40.204	50.000	ug/L		80.4		40 - 103
		Matrix Spike Duplicate	0807421-31	0	42.268	50.000	ug/L	5.0	84.5	30	40 - 103
Nitrobenzene	BRF1426	Matrix Spike	0807421-31	0	43.177	50.000	ug/L		86.4		44 - 106
		Matrix Spike Duplicate	0807421-31	0	46.517	50.000	ug/L	7.4	93.0	30	44 - 106
N-Nitrosodi-N-propylamine	BRF1426	Matrix Spike	0807421-31	0	39.818	50.000	ug/L		79.6		35 - 103
		Matrix Spike Duplicate	0807421-31	0	39.779	50.000	ug/L	0	79.6	30	35 - 103
Pyrene	BRF1426	Matrix Spike	0807421-31	0	61.588	50.000	ug/L		123		28 - 120 Q03
		Matrix Spike Duplicate	0807421-31	0	69.568	50.000	ug/L	12.2	139	30	28 - 120 Q03
1,2,4-Trichlorobenzene	BRF1426	Matrix Spike	0807421-31	0	42.354	50.000	ug/L		84.7		38 - 101
		Matrix Spike Duplicate	0807421-31	0	44.364	50.000	ug/L	4.6	88.7	30	38 - 101
4-Chloro-3-methylphenol	BRF1426	Matrix Spike	0807421-31	0	49.942	50.000	ug/L		99.9		25 - 139
		Matrix Spike Duplicate	0807421-31	0	51.530	50.000	ug/L	3.1	103	30	25 - 139
2-Chlorophenol	BRF1426	Matrix Spike	0807421-31	0	44.770	50.000	ug/L		89.5		42 - 113
		Matrix Spike Duplicate	0807421-31	0	44.258	50.000	ug/L	1.1	88.5	30	42 - 113
2-Methylphenol	BRF1426	Matrix Spike	0807421-31	0	37.512	50.000	ug/L		75.0		5 - 128
		Matrix Spike Duplicate	0807421-31	0	35.300	50.000	ug/L	6.0	70.6	30	5 - 128

The results in this report apply to the samples analyzed in accordance with the chain of custody document. This analytical report must be reproduced in its entirety. All results listed in this report are for the exclusive use of the submitting party. BC Laboratories, Inc. assumes no responsibility for report alteration, separation, detachment or third party interpretation.

4100 Atlas Court Bakersfield, CA 93308 (661) 327-4911 FAX (661) 327-1918 www.bcclabs.com
Certifications: California - ELAP Certification Number 1186; Nevada Administrative Code - NAC-445A



TRC
21 Technology Drive
Irvine, CA 92618

Project: 4625
Project Number: [none]
Project Manager: Anju Farfan

Reported: 06/30/2008 14:04

Base Neutral and Acid Extractables Organic Analysis (EPA Method 8270C) Quality Control Report - Precision & Accuracy

Constituent	Batch ID	QC Sample Type	Source Sample ID	Source Result	Result	Spike Added	Units	RPD	Control Limits		
									Percent Recovery	RPD	Percent Recovery Lab Quals
3- & 4-Methylphenol	BRF1426	Matrix Spike	0807421-31	0	65.196	50.000	ug/L		130		3 - 212
		Matrix Spike Duplicate	0807421-31	0	61.421	50.000	ug/L	5.5	123	30	3 - 212
4-Nitrophenol	BRF1426	Matrix Spike	0807421-31	0	19.681	50.000	ug/L		39.4		0 - 99
		Matrix Spike Duplicate	0807421-31	0	19.828	50.000	ug/L	0.8	39.7	30	0 - 99
Pentachlorophenol	BRF1426	Matrix Spike	0807421-31	0	46.330	50.000	ug/L		92.7		25 - 136
		Matrix Spike Duplicate	0807421-31	0	48.945	50.000	ug/L	5.5	97.9	30	25 - 136
Phenol	BRF1426	Matrix Spike	0807421-31	0	20.814	50.000	ug/L		41.6		14 - 63
		Matrix Spike Duplicate	0807421-31	0	20.805	50.000	ug/L	0	41.6	30	14 - 63
2,4,6-Trichlorophenol	BRF1426	Matrix Spike	0807421-31	0	50.614	50.000	ug/L		101		45 - 123
		Matrix Spike Duplicate	0807421-31	0	50.995	50.000	ug/L	1.0	102	30	45 - 123
2-Fluorophenol (Surrogate)	BRF1426	Matrix Spike	0807421-31	ND	48.490	80.000	ug/L		60.6		26 - 92
		Matrix Spike Duplicate	0807421-31	ND	48.440	80.000	ug/L		60.6		26 - 92
Phenol-d5 (Surrogate)	BRF1426	Matrix Spike	0807421-31	ND	33.580	80.000	ug/L		42.0		11 - 70
		Matrix Spike Duplicate	0807421-31	ND	32.260	80.000	ug/L		40.3		11 - 70
Nitrobenzene-d5 (Surrogate)	BRF1426	Matrix Spike	0807421-31	ND	70.230	80.000	ug/L		87.8		47 - 121
		Matrix Spike Duplicate	0807421-31	ND	74.470	80.000	ug/L		93.1		47 - 121
2-Fluorobiphenyl (Surrogate)	BRF1426	Matrix Spike	0807421-31	ND	67.280	80.000	ug/L		84.1		43 - 111
		Matrix Spike Duplicate	0807421-31	ND	70.690	80.000	ug/L		88.4		43 - 111
2,4,6-Tribromophenol (Surrogate)	BRF1426	Matrix Spike	0807421-31	ND	69.590	80.000	ug/L		87.0		44 - 124
		Matrix Spike Duplicate	0807421-31	ND	72.330	80.000	ug/L		90.4		44 - 124
p-Terphenyl-d14 (Surrogate)	BRF1426	Matrix Spike	0807421-31	ND	42.240	40.000	ug/L		106		46 - 102 S09
		Matrix Spike Duplicate	0807421-31	ND	47.200	40.000	ug/L		118		46 - 102 S09

The results in this report apply to the samples analyzed in accordance with the chain of custody document. This analytical report must be reproduced in its entirety. All results listed in this report are for the exclusive use of the submitting party. BC Laboratories, Inc. assumes no responsibility for report alteration, separation, detachment or third party interpretation.

4100 Atlas Court Bakersfield, CA 93308 (661) 327-4911 FAX (661) 327-1918 www.bcclabs.com
Certifications: California - ELAP Certification Number 1186; Nevada Administrative Code - NAC-445A



TRC
21 Technology Drive
Irvine, CA 92618

Project: 4625
Project Number: [none]
Project Manager: Anju Farfan

Reported: 06/30/2008 14:04

Total Petroleum Hydrocarbons Quality Control Report - Precision & Accuracy

Constituent	Batch ID	QC Sample Type	Source Sample ID	Source Result	Result	Spike Added	Units	RPD	Percent Recovery	Control Limits	
										RPD	Percent Recovery Lab Quas
Diesel Range Organics (C12 - C24)	BRF1545	Matrix Spike	0807421-04	0	304.91	500.00	ug/L		61.0		36 - 130
		Matrix Spike Duplicate	0807421-04	0	310.68	500.00	ug/L	1.8	62.1	30	36 - 130
Tetracosane (Surrogate)	BRF1545	Matrix Spike	0807421-04	ND	10.359	20.000	ug/L		51.8		28 - 139
		Matrix Spike Duplicate	0807421-04	ND	10.388	20.000	ug/L		51.9		28 - 139

The results in this report apply to the samples analyzed in accordance with the chain of custody document. This analytical report must be reproduced in its entirety.
All results listed in this report are for the exclusive use of the submitting party. BC Laboratories, Inc. assumes no responsibility for report alteration, separation, detachment or third party interpretation.

TRC
21 Technology Drive
Irvine, CA 92618

Project: 4625
Project Number: [none]
Project Manager: Anju Farfan

Reported: 06/30/2008 14:04

EPA Method 1664

Quality Control Report - Precision & Accuracy

Constituent	Batch ID	QC Sample Type	Source Sample ID	Source Result	Result	Spike Added	Units	RPD	Percent Recovery	Control Limits	
										RPD	Percent Recovery Lab Quas
Oil and Grease	BRF1472	Duplicate	0807958-02	4.6500	ND		mg/L			18	
		Matrix Spike	0807421-42	0.85000	33.100	40.900	mg/L		78.9		78 - 114
		Matrix Spike Duplicate	0807421-42	0.85000	33.000	40.900	mg/L	0.4	78.6	18	78 - 114

TRC
21 Technology Drive
Irvine, CA 92618

Project: 4625
Project Number: [none]
Project Manager: Anju Farfan

Reported: 06/30/2008 14:04

Water Analysis (Metals)

Quality Control Report - Precision & Accuracy

Constituent	Batch ID	QC Sample Type	Source Sample ID	Source Result	Result	Spike Added	Units	RPD	Percent Recovery	Control Limits	
										RPD	Percent Recovery Lab Quals
Total Chromium	BRF1170	Duplicate	0807794-01	-0.93728	ND		ug/L			20	
		Matrix Spike	0807794-01	-0.93728	194.15	200.00	ug/L		97.1		75 - 125
		Matrix Spike Duplicate	0807794-01	-0.93728	191.47	200.00	ug/L	1.5	95.7	20	75 - 125


TRC 21 Technology Drive Irvine, CA 92618	Project: 4625 Project Number: [none] Project Manager: Anju Farfan	Reported: 06/30/2008 14:04
--	---	----------------------------

Volatile Organic Analysis (EPA Method 8260)

Quality Control Report - Laboratory Control Sample

Constituent	Batch ID	QC Sample ID	QC Type	Result	Spike Level	PQL	Units	Percent Recovery	Control Limits		Lab Quals
									RPD	Percent Recovery	
Benzene	BRF1088	BRF1088-BS1	LCS	26.628	25.000	0.50	ug/L	107		70 - 130	
Toluene	BRF1088	BRF1088-BS1	LCS	24.455	25.000	0.50	ug/L	97.8		70 - 130	
1,2-Dichloroethane-d4 (Surrogate)	BRF1088	BRF1088-BS1	LCS	9.2431	10.000		ug/L	92.4		76 - 114	
Toluene-d8 (Surrogate)	BRF1088	BRF1088-BS1	LCS	9.8187	10.000		ug/L	98.2		88 - 110	
4-Bromofluorobenzene (Surrogate)	BRF1088	BRF1088-BS1	LCS	9.0449	10.000		ug/L	90.4		86 - 115	
Benzene	BRF1204	BRF1204-BS1	LCS	26.678	25.000	0.50	ug/L	107		70 - 130	
Toluene	BRF1204	BRF1204-BS1	LCS	25.121	25.000	0.50	ug/L	100		70 - 130	
1,2-Dichloroethane-d4 (Surrogate)	BRF1204	BRF1204-BS1	LCS	9.2577	10.000		ug/L	92.6		76 - 114	
Toluene-d8 (Surrogate)	BRF1204	BRF1204-BS1	LCS	9.8393	10.000		ug/L	98.4		88 - 110	
4-Bromofluorobenzene (Surrogate)	BRF1204	BRF1204-BS1	LCS	9.6582	10.000		ug/L	96.6		86 - 115	
Benzene	BRG0001	BRG0001-BS1	LCS	26.340	25.000	0.50	ug/L	105		70 - 130	
Bromodichloromethane	BRG0001	BRG0001-BS1	LCS	24.020	25.000	0.50	ug/L	96.1		70 - 130	
Chlorobenzene	BRG0001	BRG0001-BS1	LCS	25.620	25.000	0.50	ug/L	102		70 - 130	
Chloroethane	BRG0001	BRG0001-BS1	LCS	24.520	25.000	0.50	ug/L	98.1		70 - 130	
1,4-Dichlorobenzene	BRG0001	BRG0001-BS1	LCS	25.590	25.000	0.50	ug/L	102		70 - 130	
1,1-Dichloroethane	BRG0001	BRG0001-BS1	LCS	26.290	25.000	0.50	ug/L	105		70 - 130	
1,1-Dichloroethene	BRG0001	BRG0001-BS1	LCS	28.560	25.000	0.50	ug/L	114		70 - 130	
Toluene	BRG0001	BRG0001-BS1	LCS	24.820	25.000	0.50	ug/L	99.3		70 - 130	
Trichloroethene	BRG0001	BRG0001-BS1	LCS	26.940	25.000	0.50	ug/L	108		70 - 130	
1,2-Dichloroethane-d4 (Surrogate)	BRG0001	BRG0001-BS1	LCS	9.5600	10.000		ug/L	95.6		76 - 114	
Toluene-d8 (Surrogate)	BRG0001	BRG0001-BS1	LCS	9.9900	10.000		ug/L	99.9		88 - 110	
4-Bromofluorobenzene (Surrogate)	BRG0001	BRG0001-BS1	LCS	10.200	10.000		ug/L	102		86 - 115	

The results in this report apply to the samples analyzed in accordance with the chain of custody document. This analytical report must be reproduced in its entirety.
 All results listed in this report are for the exclusive use of the submitting party. BC Laboratories, Inc. assumes no responsibility for report alteration, separation, detachment or third party interpretation.
 4100 Atlas Court Bakersfield, CA 93308 (661) 327-4911 FAX (661) 327-1918 www.bclabs.com
 Certifications: California - ELAP Certification Number 1186; Nevada Administrative Code - NAC-445A



TRC
21 Technology Drive
Irvine, CA 92618

Project: 4625
Project Number: [none]
Project Manager: Anju Farfan


Reported: 06/30/2008 14:04

Base Neutral and Acid Extractables Organic Analysis (EPA Method 8270C)

Quality Control Report - Laboratory Control Sample

Constituent	Batch ID	QC Sample ID	QC Type	Result	Spike Level	PQL	Units	Percent Recovery	RPD	Control Limits		Lab Quals
										Percent Recovery	RPD	
Acenaphthene	BRF1426	BRF1426-BS1	LCS	53.722	50.000	2.0	ug/L	107		34 - 134		
1,4-Dichlorobenzene	BRF1426	BRF1426-BS1	LCS	46.341	50.000	2.0	ug/L	92.7		31 - 123		
2,4-Dinitrotoluene	BRF1426	BRF1426-BS1	LCS	49.435	50.000	2.0	ug/L	98.9		37 - 118		
Hexachlorobenzene	BRF1426	BRF1426-BS1	LCS	49.177	50.000	2.0	ug/L	98.4		36 - 121		
Hexachlorobutadiene	BRF1426	BRF1426-BS1	LCS	41.334	50.000	2.0	ug/L	82.7		25 - 102		
Hexachloroethane	BRF1426	BRF1426-BS1	LCS	45.798	50.000	2.0	ug/L	91.6		23 - 126		
Nitrobenzene	BRF1426	BRF1426-BS1	LCS	46.863	50.000	2.0	ug/L	93.7		42 - 113		
N-Nitrosodi-N-propylamine	BRF1426	BRF1426-BS1	LCS	40.328	50.000	2.0	ug/L	80.7		18 - 129		
Pyrene	BRF1426	BRF1426-BS1	LCS	68.160	50.000	2.0	ug/L	136		18 - 139		
1,2,4-Trichlorobenzene	BRF1426	BRF1426-BS1	LCS	46.928	50.000	2.0	ug/L	93.9		32 - 116		
4-Chloro-3-methylphenol	BRF1426	BRF1426-BS1	LCS	55.258	50.000	5.0	ug/L	111		29 - 149		
2-Chlorophenol	BRF1426	BRF1426-BS1	LCS	47.514	50.000	2.0	ug/L	95.0		26 - 136		
2-Methylphenol	BRF1426	BRF1426-BS1	LCS	38.716	50.000	2.0	ug/L	77.4		24 - 125		
3- & 4-Methylphenol	BRF1426	BRF1426-BS1	LCS	68.778	50.000	2.0	ug/L	138		31 - 210		
4-Nitrophenol	BRF1426	BRF1426-BS1	LCS	20.676	50.000	2.0	ug/L	41.4		0 - 95		
Pentachlorophenol	BRF1426	BRF1426-BS1	LCS	53.763	50.000	10	ug/L	108		29 - 142		
Phenol	BRF1426	BRF1426-BS1	LCS	22.360	50.000	2.0	ug/L	44.7		1 - 76		
2,4,6-Trichlorophenol	BRF1426	BRF1426-BS1	LCS	52.174	50.000	5.0	ug/L	104		35 - 142		
2-Fluorophenol (Surrogate)	BRF1426	BRF1426-BS1	LCS	50.200	80.000		ug/L	62.8		26 - 92		
Phenol-d5 (Surrogate)	BRF1426	BRF1426-BS1	LCS	34.010	80.000		ug/L	42.5		11 - 70		
Nitrobenzene-d5 (Surrogate)	BRF1426	BRF1426-BS1	LCS	73.470	80.000		ug/L	91.8		47 - 121		
2-Fluorobiphenyl (Surrogate)	BRF1426	BRF1426-BS1	LCS	68.440	80.000		ug/L	85.6		43 - 111		
2,4,6-Tribromophenol (Surrogate)	BRF1426	BRF1426-BS1	LCS	76.580	80.000		ug/L	95.7		44 - 124		

The results in this report apply to the samples analyzed in accordance with the chain of custody document. This analytical report must be reproduced in its entirety.
All results listed in this report are for the exclusive use of the submitting party. BC Laboratories, Inc. assumes no responsibility for report alteration, separation, detachment or third party interpretation.
4100 Atlas Court · Bakersfield, CA 93308 (661) 327-4911 FAX (661) 327-1918 www.bclabs.com
Certifications: California - ELAP Certification Number 1186; Nevada Administrative Code - NAC-445A



TRC
21 Technology Drive
Irvine, CA 92618

Project: 4625
Project Number: [none]
Project Manager: Anju Farfan

Reported: 06/30/2008 14:04


Base Neutral and Acid Extractables Organic Analysis (EPA Method 8270C)

Quality Control Report - Laboratory Control Sample

Constituent	Batch ID	QC Sample ID	QC Type	Result	Spike Level	PQL	Units	Percent Recovery	RPD	Control Limits		Lab Quals
										Percent Recovery	RPD	
p-Terphenyl-d14 (Surrogate)	BRF1426	BRF1426-BS1	LCS	44.110	40.000		ug/L	110		46 - 102		S09

The results in this report apply to the samples analyzed in accordance with the chain of custody document. This analytical report must be reproduced in its entirety.
All results listed in this report are for the exclusive use of the submitting party. BC Laboratories, Inc. assumes no responsibility for report alteration, separation, detachment or third party interpretation.

4100 Atlas Court Bakersfield, CA 93308 (661) 327-4911 FAX (661) 327-1918 www.bclabs.com
Certifications: California - ELAP Certification Number 1186; Nevada Administrative Code - NAC-445A



TRC
21 Technology Drive
Irvine, CA 92618

Project: 4625
Project Number: [none]
Project Manager: Anju Farfan

Reported: 06/30/2008 14:04

Total Petroleum Hydrocarbons Quality Control Report - Laboratory Control Sample

Constituent	Batch ID	QC Sample ID	QC Type	Result	Spike Level	PQL	Units	Percent Recovery	RPD	Control Limits		Lab Quals
										Percent Recovery	RPD	
Diesel Range Organics (C12 - C24)	BRF1545	BRF1545-BS1	LCS	290.11	500.00	50	ug/L	58.0		48 - 125		
Tetracosane (Surrogate)	BRF1545	BRF1545-BS1	LCS	9.2840	20.000		ug/L	46.4		28 - 139		

The results in this report apply to the samples analyzed in accordance with the chain of custody document. This analytical report must be reproduced in its entirety.
All results listed in this report are for the exclusive use of the submitting party. BC Laboratories, Inc. assumes no responsibility for report alteration, separation, detachment or third party interpretation.

4100 Atlas Court Bakersfield, CA 93308 (661) 327-4911 FAX (661) 327-1918 www.bclabs.com
Certifications: California - ELAP Certification Number 1186; Nevada Administrative Code - NAC-445A

TRC
21 Technology Drive
Irvine, CA 92618

Project: 4625
Project Number: [none]
Project Manager: Anju Farfan

Reported: 06/30/2008 14:04

EPA Method 1664

Quality Control Report - Laboratory Control Sample

Constituent	Batch ID	QC Sample ID	QC Type	Result	Spike Level	PQL	Units	Percent Recovery	RPD	Control Limits		Lab Quals
										Percent Recovery	RPD	
Oil and Grease	BRF1472	BRF1472-BS1	LCS	32.350	40.900	5.0	mg/L	79.1		78 - 114		

The results in this report apply to the samples analyzed in accordance with the chain of custody document. This analytical report must be reproduced in its entirety.
All results listed in this report are for the exclusive use of the submitting party. BC Laboratories, Inc. assumes no responsibility for report alteration, separation, detachment or third party interpretation.

4100 Atlas Court Bakersfield, CA 93308 (661) 327-4911 FAX (661) 327-1918 www.bclabs.com
Certifications: California - ELAP Certification Number 1186; Nevada Administrative Code - NAC-445A



TRC
21 Technology Drive
Irvine, CA 92618

Project: 4625
Project Number: [none]
Project Manager: Anju Farfan

Reported: 06/30/2008 14:04

Water Analysis (Metals)

Quality Control Report - Laboratory Control Sample

Constituent	Batch ID	QC Sample ID	QC Type	Result	Spike Level	PQL	Units	Percent Recovery	RPD	Control Limits		Lab Quals
										Percent Recovery	RPD	
Total Chromium	BRF1170	BRF1170-BS1	LCS	183.39	200.00	10	ug/L	91.7		85 - 115		

TRC
21 Technology Drive
Irvine, CA 92618

Project: 4625
Project Number: [none]
Project Manager: Anju Farfan

Reported: 06/30/2008 14:04

Volatile Organic Analysis (EPA Method 8260)

Quality Control Report - Method Blank Analysis

Constituent	Batch ID	QC Sample ID	MB Result	Units	PQL	MDL	Lab Quals
Benzene	BRF1088	BRF1088-BLK1	ND	ug/L	0.50		
1,2-Dibromoethane	BRF1088	BRF1088-BLK1	ND	ug/L	0.50		
1,2-Dichloroethane	BRF1088	BRF1088-BLK1	ND	ug/L	0.50		
Ethylbenzene	BRF1088	BRF1088-BLK1	ND	ug/L	0.50		
Methyl t-butyl ether	BRF1088	BRF1088-BLK1	ND	ug/L	0.50		
Toluene	BRF1088	BRF1088-BLK1	ND	ug/L	0.50		
Total Xylenes	BRF1088	BRF1088-BLK1	ND	ug/L	1.0		
t-Amyl Methyl ether	BRF1088	BRF1088-BLK1	ND	ug/L	0.50		
t-Butyl alcohol	BRF1088	BRF1088-BLK1	ND	ug/L	10		
Diisopropyl ether	BRF1088	BRF1088-BLK1	ND	ug/L	0.50		
Ethanol	BRF1088	BRF1088-BLK1	ND	ug/L	250		
Ethyl t-butyl ether	BRF1088	BRF1088-BLK1	ND	ug/L	0.50		
Total Purgeable Petroleum Hydrocarbons	BRF1088	BRF1088-BLK1	ND	ug/L	50		
1,2-Dichloroethane-d4 (Surrogate)	BRF1088	BRF1088-BLK1	91.2	%	76 - 114 (LCL - UCL)		
Toluene-d8 (Surrogate)	BRF1088	BRF1088-BLK1	96.1	%	88 - 110 (LCL - UCL)		
4-Bromofluorobenzene (Surrogate)	BRF1088	BRF1088-BLK1	88.5	%	86 - 115 (LCL - UCL)		
Benzene	BRF1204	BRF1204-BLK1	ND	ug/L	0.50		
1,2-Dibromoethane	BRF1204	BRF1204-BLK1	ND	ug/L	0.50		
1,2-Dichloroethane	BRF1204	BRF1204-BLK1	ND	ug/L	0.50		
Ethylbenzene	BRF1204	BRF1204-BLK1	ND	ug/L	0.50		
Methyl t-butyl ether	BRF1204	BRF1204-BLK1	ND	ug/L	0.50		
Toluene	BRF1204	BRF1204-BLK1	ND	ug/L	0.50		
Total Xylenes	BRF1204	BRF1204-BLK1	ND	ug/L	1.0		
t-Amyl Methyl ether	BRF1204	BRF1204-BLK1	ND	ug/L	0.50		

The results in this report apply to the samples analyzed in accordance with the chain of custody document. This analytical report must be reproduced in its entirety.
All results listed in this report are for the exclusive use of the submitting party. BC Laboratories, Inc. assumes no responsibility for report alteration, separation, detachment or third party interpretation.

4100 Atlas Court Bakersfield, CA 93308 (661) 327-4911 FAX (661) 327-1918 www.bclabs.com
Certifications: California - ELAP Certification Number 1186; Nevada Administrative Code - NAC-445A

TRC 21 Technology Drive Irvine, CA 92618	Project: 4625 Project Number: [none] Project Manager: Anju Farfan	Reported: 06/30/2008 14:04
--	---	----------------------------

Volatile Organic Analysis (EPA Method 8260)

Quality Control Report - Method Blank Analysis

Constituent	Batch ID	QC Sample ID	MB Result	Units	PQL	MDL	Lab Quals
t-Butyl alcohol	BRF1204	BRF1204-BLK1	ND	ug/L	10		
Diisopropyl ether	BRF1204	BRF1204-BLK1	ND	ug/L	0.50		
Ethanol	BRF1204	BRF1204-BLK1	ND	ug/L	250		
Ethyl t-butyl ether	BRF1204	BRF1204-BLK1	ND	ug/L	0.50		
Total Purgeable Petroleum Hydrocarbons	BRF1204	BRF1204-BLK1	ND	ug/L	50		
1,2-Dichloroethane-d4 (Surrogate)	BRF1204	BRF1204-BLK1	88.6	%	76 - 114 (LCL - UCL)		
Toluene-d8 (Surrogate)	BRF1204	BRF1204-BLK1	96.2	%	88 - 110 (LCL - UCL)		
4-Bromofluorobenzene (Surrogate)	BRF1204	BRF1204-BLK1	87.4	%	86 - 115 (LCL - UCL)		
Benzene	BRG0001	BRG0001-BLK1	ND	ug/L	0.50		
Bromobenzene	BRG0001	BRG0001-BLK1	ND	ug/L	0.50		
Bromochloromethane	BRG0001	BRG0001-BLK1	ND	ug/L	0.50		
Bromodichloromethane	BRG0001	BRG0001-BLK1	ND	ug/L	0.50		
Bromotorm	BRG0001	BRG0001-BLK1	ND	ug/L	0.50		
Bromomethane	BRG0001	BRG0001-BLK1	ND	ug/L	1.0		
n-Butylbenzene	BRG0001	BRG0001-BLK1	ND	ug/L	0.50		
sec-Butylbenzene	BRG0001	BRG0001-BLK1	ND	ug/L	0.50		
tert-Butylbenzene	BRG0001	BRG0001-BLK1	ND	ug/L	0.50		
Carbon tetrachloride	BRG0001	BRG0001-BLK1	ND	ug/L	0.50		
Chlorobenzene	BRG0001	BRG0001-BLK1	ND	ug/L	0.50		
Chloroethane	BRG0001	BRG0001-BLK1	ND	ug/L	0.50		
Chloroform	BRG0001	BRG0001-BLK1	ND	ug/L	0.50		
Chloromethane	BRG0001	BRG0001-BLK1	ND	ug/L	0.50		
2-Chlorotoluene	BRG0001	BRG0001-BLK1	ND	ug/L	0.50		
4-Chlorotoluene	BRG0001	BRG0001-BLK1	ND	ug/L	0.50		

The results in this report apply to the samples analyzed in accordance with the chain of custody document. This analytical report must be reproduced in its entirety.

All results listed in this report are for the exclusive use of the submitting party. BC Laboratories, Inc. assumes no responsibility for report alteration, separation, detachment or third party interpretation.
 4100 Atlas Court Bakersfield, CA 93308 (661) 327-4911 FAX (661) 327-1918 www.bclabs.com
 Certifications: California - ELAP Certification Number 1186; Nevada Administrative Code - NAC-445A

TRC
21 Technology Drive
Irvine, CA 92618

Project: 4625
Project Number: [none]
Project Manager: Anju Farfan

Reported: 06/30/2008 14:04


Volatile Organic Analysis (EPA Method 8260)

Quality Control Report - Method Blank Analysis

Constituent	Batch ID	QC Sample ID	MB Result	Units	PQL	MDL	Lab Quals
Dibromochloromethane	BRG0001	BRG0001-BLK1	ND	ug/L	0.50		
1,2-Dibromo-3-chloropropane	BRG0001	BRG0001-BLK1	ND	ug/L	1.0		
1,2-Dibromoethane	BRG0001	BRG0001-BLK1	ND	ug/L	0.50		
Dibromomethane	BRG0001	BRG0001-BLK1	ND	ug/L	0.50		
1,2-Dichlorobenzene	BRG0001	BRG0001-BLK1	ND	ug/L	0.50		
1,3-Dichlorobenzene	BRG0001	BRG0001-BLK1	ND	ug/L	0.50		
1,4-Dichlorobenzene	BRG0001	BRG0001-BLK1	ND	ug/L	0.50		
Dichlorodifluoromethane	BRG0001	BRG0001-BLK1	ND	ug/L	0.50		
1,1-Dichloroethane	BRG0001	BRG0001-BLK1	ND	ug/L	0.50		
1,2-Dichloroethane	BRG0001	BRG0001-BLK1	ND	ug/L	0.50		
1,1-Dichloroethene	BRG0001	BRG0001-BLK1	ND	ug/L	0.50		
cis-1,2-Dichloroethene	BRG0001	BRG0001-BLK1	ND	ug/L	0.50		
trans-1,2-Dichloroethene	BRG0001	BRG0001-BLK1	ND	ug/L	0.50		
Total 1,2-Dichloroethene	BRG0001	BRG0001-BLK1	ND	ug/L	1.0		
1,2-Dichloropropane	BRG0001	BRG0001-BLK1	ND	ug/L	0.50		
1,3-Dichloropropane	BRG0001	BRG0001-BLK1	ND	ug/L	0.50		
2,2-Dichloropropane	BRG0001	BRG0001-BLK1	ND	ug/L	0.50		
1,1-Dichloropropene	BRG0001	BRG0001-BLK1	ND	ug/L	0.50		
cis-1,3-Dichloropropene	BRG0001	BRG0001-BLK1	ND	ug/L	0.50		
trans-1,3-Dichloropropene	BRG0001	BRG0001-BLK1	ND	ug/L	0.50		
Total 1,3-Dichloropropene	BRG0001	BRG0001-BLK1	ND	ug/L	1.0		
Ethylbenzene	BRG0001	BRG0001-BLK1	ND	ug/L	0.50		
Hexachlorobutadiene	BRG0001	BRG0001-BLK1	ND	ug/L	0.50		
Isopropylbenzene	BRG0001	BRG0001-BLK1	ND	ug/L	0.50		

The results in this report apply to the samples analyzed in accordance with the chain of custody document. This analytical report must be reproduced in its entirety.
All results listed in this report are for the exclusive use of the submitting party. BC Laboratories, Inc. assumes no responsibility for report alteration, separation, detachment or third party interpretation.

4100 Atlas Court Bakersfield, CA 93308 (661) 327-4911 FAX (661) 327-1918 www.bclabs.com
Certifications: California - ELAP Certification Number 1186; Nevada Administrative Code - NAC-445A



TRC
21 Technology Drive
Irvine, CA 92618

Project: 4625
Project Number: [none]
Project Manager: Anju Farfan

Reported: 06/30/2008 14:04

Volatile Organic Analysis (EPA Method 8260) Quality Control Report - Method Blank Analysis

Constituent	Batch ID	QC Sample ID	MB Result	Units	PQL	MDL	Lab Quals
p-Isopropyltoluene	BRG0001	BRG0001-BLK1	ND	ug/L	0.50		
Methylene chloride	BRG0001	BRG0001-BLK1	ND	ug/L	1.0		
Methyl t-butyl ether	BRG0001	BRG0001-BLK1	ND	ug/L	0.50		
Naphthalene	BRG0001	BRG0001-BLK1	ND	ug/L	0.50		
n-Propylbenzene	BRG0001	BRG0001-BLK1	ND	ug/L	0.50		
Styrene	BRG0001	BRG0001-BLK1	ND	ug/L	0.50		
1,1,1,2-Tetrachloroethane	BRG0001	BRG0001-BLK1	ND	ug/L	0.50		
1,1,2,2-Tetrachloroethane	BRG0001	BRG0001-BLK1	ND	ug/L	0.50		
Tetrachloroethene	BRG0001	BRG0001-BLK1	ND	ug/L	0.50		
Toluene	BRG0001	BRG0001-BLK1	ND	ug/L	0.50		
1,2,3-Trichlorobenzene	BRG0001	BRG0001-BLK1	ND	ug/L	0.50		
1,2,4-Trichlorobenzene	BRG0001	BRG0001-BLK1	ND	ug/L	0.50		
1,1,1-Trichloroethane	BRG0001	BRG0001-BLK1	ND	ug/L	0.50		
1,1,2-Trichloroethane	BRG0001	BRG0001-BLK1	ND	ug/L	0.50		
Trichloroethene	BRG0001	BRG0001-BLK1	ND	ug/L	0.50		
Trichlorofluoromethane	BRG0001	BRG0001-BLK1	ND	ug/L	0.50		
1,2,3-Trichloropropane	BRG0001	BRG0001-BLK1	ND	ug/L	1.0		
1,1,2-Trichloro-1,2,2-trifluoroethane	BRG0001	BRG0001-BLK1	ND	ug/L	0.50		
1,2,4-Trimethylbenzene	BRG0001	BRG0001-BLK1	ND	ug/L	0.50		
1,3,5-Trimethylbenzene	BRG0001	BRG0001-BLK1	ND	ug/L	0.50		
Vinyl chloride	BRG0001	BRG0001-BLK1	ND	ug/L	0.50		
Total Xylenes	BRG0001	BRG0001-BLK1	ND	ug/L	1.0		
t-Amyl Methyl ether	BRG0001	BRG0001-BLK1	ND	ug/L	0.50		
t-Butyl alcohol	BRG0001	BRG0001-BLK1	ND	ug/L	10		

The results in this report apply to the samples analyzed in accordance with the chain of custody document. This analytical report must be reproduced in its entirety.
All results listed in this report are for the exclusive use of the submitting party. BC Laboratories, Inc. assumes no responsibility for report alteration, separation, detachment or third party interpretation.

4100 Atlas Court Bakersfield, CA 93308 (661) 327-4911 FAX (661) 327-1918 www.bclabs.com
Certifications: California - ELAP Certification Number 1186; Nevada Administrative Code - NAC-445A



TRC
21 Technology Drive
Irvine, CA 92618

Project: 4625
Project Number: [none]
Project Manager: Anju Farfan


Reported: 06/30/2008 14:04

Volatile Organic Analysis (EPA Method 8260) Quality Control Report - Method Blank Analysis

Constituent	Batch ID	QC Sample ID	MB Result	Units	PQL	MDL	Lab Quals
Diisopropyl ether	BRG0001	BRG0001-BLK1	ND	ug/L	0.50		
Ethanol	BRG0001	BRG0001-BLK1	ND	ug/L	250		
Ethyl t-butyl ether	BRG0001	BRG0001-BLK1	ND	ug/L	0.50		
Total Purgeable Petroleum Hydrocarbons	BRG0001	BRG0001-BLK1	ND	ug/L	50		
1,2-Dichloroethane-d4 (Surrogate)	BRG0001	BRG0001-BLK1	104	%	76 - 114 (LCL - UCL)		
Toluene-d8 (Surrogate)	BRG0001	BRG0001-BLK1	99.8	%	88 - 110 (LCL - UCL)		
4-Bromofluorobenzene (Surrogate)	BRG0001	BRG0001-BLK1	97.0	%	86 - 115 (LCL - UCL)		

The results in this report apply to the samples analyzed in accordance with the chain of custody document. This analytical report must be reproduced in its entirety.
All results listed in this report are for the exclusive use of the submitting party. BC Laboratories, Inc. assumes no responsibility for report alteration, separation, detachment or third party interpretation.

4100 Atlas Court Bakersfield, CA 93308 (661) 327-4911 FAX (661) 327-1918 www.bclabs.com
Certifications: California - ELAP Certification Number 1186; Nevada Administrative Code - NAC-445A



TRC
21 Technology Drive
Irvine, CA 92618

Project: 4625
Project Number: [none]
Project Manager: Anju Farfan

Reported: 06/30/2008 14:04

Base Neutral and Acid Extractables Organic Analysis (EPA Method 8270C) Quality Control Report - Method Blank Analysis

Constituent	Batch ID	QC Sample ID	MB Result	Units	PQL	MDL	Lab Quals
Acenaphthene	BRF1426	BRF1426-BLK1	ND	ug/L	2.0		
Acenaphthylene	BRF1426	BRF1426-BLK1	ND	ug/L	2.0		
Anthracene	BRF1426	BRF1426-BLK1	ND	ug/L	2.0		
Benzo[a]anthracene	BRF1426	BRF1426-BLK1	ND	ug/L	2.0		
Benzo[b]fluoranthene	BRF1426	BRF1426-BLK1	ND	ug/L	2.0		
Benzo[k]fluoranthene	BRF1426	BRF1426-BLK1	ND	ug/L	2.0		
Benzo[a]pyrene	BRF1426	BRF1426-BLK1	ND	ug/L	2.0		
Benzo[g,h,i]perylene	BRF1426	BRF1426-BLK1	ND	ug/L	2.0		
Benzoic acid	BRF1426	BRF1426-BLK1	ND	ug/L	10		
Benzyl alcohol	BRF1426	BRF1426-BLK1	ND	ug/L	2.0		
Benzyl butyl phthalate	BRF1426	BRF1426-BLK1	ND	ug/L	2.0		
bis(2-Chloroethoxy)methane	BRF1426	BRF1426-BLK1	ND	ug/L	2.0		
bis(2-Chloroethyl) ether	BRF1426	BRF1426-BLK1	ND	ug/L	2.0		
bis(2-Chloroisopropyl)ether	BRF1426	BRF1426-BLK1	ND	ug/L	2.0		
bis(2-Ethylhexyl)phthalate	BRF1426	BRF1426-BLK1	ND	ug/L	4.0		
4-Bromophenyl phenyl ether	BRF1426	BRF1426-BLK1	ND	ug/L	2.0		
4-Chloroaniline	BRF1426	BRF1426-BLK1	ND	ug/L	2.0		
2-Chloronaphthalene	BRF1426	BRF1426-BLK1	ND	ug/L	2.0		
4-Chlorophenyl phenyl ether	BRF1426	BRF1426-BLK1	ND	ug/L	2.0		
Chrysene	BRF1426	BRF1426-BLK1	ND	ug/L	2.0		
Dibenzo[a,h]anthracene	BRF1426	BRF1426-BLK1	ND	ug/L	3.0		
Dibenzofuran	BRF1426	BRF1426-BLK1	ND	ug/L	2.0		
1,2-Dichlorobenzene	BRF1426	BRF1426-BLK1	ND	ug/L	2.0		
1,3-Dichlorobenzene	BRF1426	BRF1426-BLK1	ND	ug/L	2.0		

The results in this report apply to the samples analyzed in accordance with the chain of custody document. This analytical report must be reproduced in its entirety.
All results listed in this report are for the exclusive use of the submitting party. BC Laboratories, Inc. assumes no responsibility for report alteration, separation, detachment or third party interpretation.

4100 Atlas Court Bakersfield, CA 93308 (661) 327-4911 FAX (661) 327-1918 www.bclabs.com
Certifications: California - ELAP Certification Number 1186; Nevada Administrative Code - NAC-445A

TRC
21 Technology Drive
Irvine, CA 92618

Project: 4625
Project Number: [none]
Project Manager: Anju Farfan

Reported: 06/30/2008 14:04

Base Neutral and Acid Extractables Organic Analysis (EPA Method 8270C)

Quality Control Report - Method Blank Analysis

Constituent	Batch ID	QC Sample ID	MB Result	Units	PQL	MDL	Lab Quals
1,4-Dichlorobenzene	BRF1426	BRF1426-BLK1	ND	ug/L	2.0		
3,3-Dichlorobenzidine	BRF1426	BRF1426-BLK1	ND	ug/L	10		
Diethyl phthalate	BRF1426	BRF1426-BLK1	ND	ug/L	2.0		
Dimethyl phthalate	BRF1426	BRF1426-BLK1	ND	ug/L	2.0		
Di-n-butyl phthalate	BRF1426	BRF1426-BLK1	ND	ug/L	2.0		
2,4-Dinitrotoluene	BRF1426	BRF1426-BLK1	ND	ug/L	2.0		
2,6-Dinitrotoluene	BRF1426	BRF1426-BLK1	ND	ug/L	2.0		
Di-n-octyl phthalate	BRF1426	BRF1426-BLK1	ND	ug/L	2.0		
Fluoranthene	BRF1426	BRF1426-BLK1	ND	ug/L	2.0		
Fluorene	BRF1426	BRF1426-BLK1	ND	ug/L	2.0		
Hexachlorobenzene	BRF1426	BRF1426-BLK1	ND	ug/L	2.0		
Hexachlorobutadiene	BRF1426	BRF1426-BLK1	ND	ug/L	2.0		
Hexachlorocyclopentadiene	BRF1426	BRF1426-BLK1	ND	ug/L	2.0		
Hexachloroethane	BRF1426	BRF1426-BLK1	ND	ug/L	2.0		
Indeno[1,2,3-cd]pyrene	BRF1426	BRF1426-BLK1	ND	ug/L	2.0		
Isophorone	BRF1426	BRF1426-BLK1	ND	ug/L	2.0		
2-Methylnaphthalene	BRF1426	BRF1426-BLK1	ND	ug/L	2.0		
Naphthalene	BRF1426	BRF1426-BLK1	ND	ug/L	2.0		
2-Nitroaniline	BRF1426	BRF1426-BLK1	ND	ug/L	2.0		
3-Nitroaniline	BRF1426	BRF1426-BLK1	ND	ug/L	2.0		
4-Nitroaniline	BRF1426	BRF1426-BLK1	ND	ug/L	5.0		
Nitrobenzene	BRF1426	BRF1426-BLK1	ND	ug/L	2.0		
N-Nitrosodi-N-propylamine	BRF1426	BRF1426-BLK1	ND	ug/L	2.0		
N-Nitrosodiphenylamine	BRF1426	BRF1426-BLK1	ND	ug/L	2.0		

The results in this report apply to the samples analyzed in accordance with the chain of custody document. This analytical report must be reproduced in its entirety.
All results listed in this report are for the exclusive use of the submitting party. BC Laboratories, Inc. assumes no responsibility for report alteration, separation, detachment or third party interpretation.

4100 Atlas Court Bakersfield, CA 93308 (661) 327-4911 FAX (661) 327-1918 www.bclabs.com
Certifications: California - ELAP Certification Number 1186; Nevada Administrative Code - NAC-445A

TRC
21 Technology Drive
Irvine, CA 92618

Project: 4625
Project Number: [none]
Project Manager: Anju Farfan

Reported: 06/30/2008 14:04

Base Neutral and Acid Extractables Organic Analysis (EPA Method 8270C)

Quality Control Report - Method Blank Analysis

Constituent	Batch ID	QC Sample ID	MB Result	Units	PQL	MDL	Lab Quals
Phenanthrene	BRF1426	BRF1426-BLK1	ND	ug/L	2.0		
Pyrene	BRF1426	BRF1426-BLK1	ND	ug/L	2.0		
1,2,4-Trichlorobenzene	BRF1426	BRF1426-BLK1	ND	ug/L	2.0		
4-Chloro-3-methylphenol	BRF1426	BRF1426-BLK1	ND	ug/L	5.0		
2-Chlorophenol	BRF1426	BRF1426-BLK1	ND	ug/L	2.0		
2,4-Dichlorophenol	BRF1426	BRF1426-BLK1	ND	ug/L	2.0		
2,4-Dimethylphenol	BRF1426	BRF1426-BLK1	ND	ug/L	2.0		
4,6-Dinitro-2-methylphenol	BRF1426	BRF1426-BLK1	ND	ug/L	10		
2,4-Dinitrophenol	BRF1426	BRF1426-BLK1	ND	ug/L	10		
2-Methylphenol	BRF1426	BRF1426-BLK1	ND	ug/L	2.0		
3- & 4-Methylphenol	BRF1426	BRF1426-BLK1	ND	ug/L	2.0		
2-Nitrophenol	BRF1426	BRF1426-BLK1	ND	ug/L	2.0		
4-Nitrophenol	BRF1426	BRF1426-BLK1	ND	ug/L	2.0		
Pentachlorophenol	BRF1426	BRF1426-BLK1	ND	ug/L	10		
Phenol	BRF1426	BRF1426-BLK1	ND	ug/L	2.0		
2,4,5-Trichlorophenol	BRF1426	BRF1426-BLK1	ND	ug/L	5.0		
2,4,6-Trichlorophenol	BRF1426	BRF1426-BLK1	ND	ug/L	5.0		
2-Fluorophenol (Surrogate)	BRF1426	BRF1426-BLK1	49.9	%	26 - 92 (LCL - UCL)		
Phenol-d5 (Surrogate)	BRF1426	BRF1426-BLK1	35.9	%	11 - 70 (LCL - UCL)		
Nitrobenzene-d5 (Surrogate)	BRF1426	BRF1426-BLK1	91.0	%	47 - 121 (LCL - UCL)		
2-Fluorobiphenyl (Surrogate)	BRF1426	BRF1426-BLK1	80.7	%	43 - 111 (LCL - UCL)		
2,4,6-Tribromophenol (Surrogate)	BRF1426	BRF1426-BLK1	69.3	%	44 - 124 (LCL - UCL)		
p-Terphenyl-d14 (Surrogate)	BRF1426	BRF1426-BLK1	105	%	46 - 102 (LCL - UCL)		S09

The results in this report apply to the samples analyzed in accordance with the chain of custody document. This analytical report must be reproduced in its entirety.
All results listed in this report are for the exclusive use of the submitting party. BC Laboratories, Inc. assumes no responsibility for report alteration, separation, detachment or third party interpretation.

4100 Atlas Court Bakersfield, CA 93308 (661) 327-4911 FAX (661) 327-1918 www.bclabs.com
Certifications: California - ELAP Certification Number 1186; Nevada Administrative Code - NAC-445A

TRC
21 Technology Drive
Irvine, CA 92618

Project: 4625
Project Number: [none]
Project Manager: Anju Farfan

Reported: 06/30/2008 14:04

Total Petroleum Hydrocarbons

Quality Control Report - Method Blank Analysis

Constituent	Batch ID	QC Sample ID	MB Result	Units	PQL	MDL	Lab Quals
Diesel Range Organics (C12 - C24)	BRF1545	BRF1545-BLK1	ND	ug/L	50		
Tetracosane (Surrogate)	BRF1545	BRF1545-BLK1	44.6	%	28 - 139 (LCL - UCL)		

The results in this report apply to the samples analyzed in accordance with the chain of custody document. This analytical report must be reproduced in its entirety.
All results listed in this report are for the exclusive use of the submitting party. BC Laboratories, Inc. assumes no responsibility for report alteration, separation, detachment or third party interpretation.

4100 Atlas Court Bakersfield, CA 93308 (661) 327-4911 FAX (661) 327-1918 www.bclabs.com
Certifications: California - ELAP Certification Number 1186; Nevada Administrative Code - NAC-445A

TRC 21 Technology Drive Irvine, CA 92618	Project: 4625 Project Number: [none] Project Manager: Anju Farfan	Reported: 06/30/2008 14:04
--	---	----------------------------

EPA Method 1664

Quality Control Report - Method Blank Analysis

Constituent	Batch ID	QC Sample ID	MB Result	Units	PQL	MDL	Lab Quals
Oil and Grease	BRF1472	BRF1472-BLK1	ND	mg/L	5.0		

TRC
21 Technology Drive
Irvine, CA 92618

Project: 4625
Project Number: [none]
Project Manager: Anju Farfan

Reported: 06/30/2008 14:04


Water Analysis (Metals)

Quality Control Report - Method Blank Analysis

Constituent	Batch ID	QC Sample ID	MB Result	Units	PQL	MDL	Lab Quals
Total Chromium	BRF1170	BRF1170-BLK1	ND	ug/L	10		

The results in this report apply to the samples analyzed in accordance with the chain of custody document. This analytical report must be reproduced in its entirety.
All results listed in this report are for the exclusive use of the submitting party. BC Laboratories, Inc. assumes no responsibility for report alteration, separation, detachment or third party interpretation.

4100 Atlas Court Bakersfield, CA 93308 (661) 327-4911 FAX (661) 327-1918 www.bclabs.com
Certifications: California - ELAP Certification Number 1186; Nevada Administrative Code - NAC-445A



TRC
21 Technology Drive
Irvine, CA 92618

Project: 4625
Project Number: [none]
Project Manager: Anju Farfan

Reported: 06/30/2008 14:04

Notes And Definitions

MDL Method Detection Limit
ND Analyte Not Detected at or above the reporting limit
PQL Practical Quantitation Limit
RPD Relative Percent Difference
A01 PQL's and MDL's are raised due to sample dilution.
Q03 Matrix spike recovery(s) is(are) not within the control limits.
S09 The surrogate recovery on the sample for this compound was not within the control limits.

Submission #: 08-7908

Project Code:

TB Batch #

SHIPPING INFORMATION

Federal Express UPS Hand Delivery
BC Lab Field Service Other (Specify)

SHIPPING CONTAINER

Ice Chest None
Box Other (Specify)

Refrigerant: Ice Blue Ice None Other Comments:

Custody Seals: Ice Chest Containers None Comments:
Intact? Yes No Intact? Yes No

All samples received? Yes No All samples containers intact? Yes No Description(s) match COC? Yes No

COC Received
 YES NO

Ice Chest ID: AIC
Temperature: 12.13°C
Thermometer ID: 48

Emissivity: 0.95
Container: pep

Date/Time: 01/17/08 2:25
Analyst Init: JNW

Table with columns for Sample Containers and Sample Numbers (1-10). Rows include various sample types like QT GENERAL MINERAL, PT PE UNPRESERVED, etc. Includes handwritten 'A.3' in multiple cells and a signature box for 'CHK BY' and 'DISTRIBUTION'.

Comments:
Sample Numbering Completed By: JNW Date/Time: 01/17/08 2:50
A = Actual / C = Corrected



BC LABORATORIES, INC.

4100 Atlas Court Bakersfield, CA 93308
 (661) 327-4911 FAX (661) 327-1918

CHAIN OF CUSTODY

Analysis Requested

08-7908

Bill to: Conoco Phillips/ TRC		Consultant Firm: TRC		MATRIX (GW) Ground-water (S) Soil (WW) Waste-water (SL) Sludge	BTEX/MTBE by 8021B, Gas by 8015 TPH GAS by 8015M TPH DIESEL by 8015 8260 full list w/ oxygenates BTEX/MTBE/OXYS BY 8260B ETHANOL by 8260B TPH - G by GC/MS EPP/EDC by 8260B BTEX/MTBE by 8260B	Turnaround Time Requested
Address: 3070 Fruitvale Ave		21 Technology Drive Irvine, CA 92618-2302 Attn: Anju Farfan				
City: Oakland		4-digit site#: 4625				
State: CA Zip:		Workorder #: 01285-4509118527				
Conoco Phillips Mgr: Bill Borgh		Project #: 154711				
Sampler Name: Andrew Vidners						
Lab#	Sample Description	Field Point Name	Date & Time Sampled			
	-1	MW-9	06/17/08 0935	GW		STD
	-2	MW-8	0450			
	-3	MW-2	1037			
	-4	MW-1	1058			
	-5	MW-4	1116			
	-6	MW-7	1225			
	-7	MW-6	1151			
	-8	MW-5	1218			
Comments: Run 8 OXYS by 8260 on all 8260 MTBE hits GLOBAL ID: T0600102156		Relinquished by: (Signature) 		Received by: stored in fridge Ross Dickey Date & Time: 06/17/08 1330		
		Relinquished by: (Signature) 		Received by: Date & Time: 6/17/08 1600		
		Relinquished by: (Signature) Ross Dickey 6/17/08 Date & Time: 6-17-08 1800		Received by: Date & Time: 6-17-08 1800		
		Relinquished by: (Signature) Date & Time: 6-17-08 2120		Received by: Date & Time: 6-17-08 2120		

BC LABORATORIES, INC.

4100 Atlas Court Bakersfield, CA 93308
 (661) 327-4911 FAX (661) 327-1918

CHAIN OF CUSTODY

Analysis Requested

08-7908

Bill to: Conoco Phillips/ TRC		Consultant Firm: TRC		MATRIX (GW) Ground-water (S) Soil (WW) Waste-water (SL) Sludge	BTEX/MTBE by 8021B, Gas by 8015	TPH GAS by 8015M	TPH DIESEL by 8015	8260 full list w/ oxygenates	BTEX/MTBE/OXYS BY 8260B	ETHANOL by 8260B	TPH -G by GC/MS	SVOC's by 8270, TOG	Foil Scan 8260B including OXYS	Total Chromium	Turnaround Time Requested
Address: 3070 Fruitvale Ave		21 Technology Drive Irvine, CA 92618-2302 Attn: Anju Farfan													
City: Oakland		4-digit site#: 4625	Workorder #: 01285												
State: CA	Zip:	Project #: 154771													
Conoco Phillips Mgr: Bill Borgh		Sampler Name: Andrew Vickers													
Lab#	Sample Description	Field Point Name	Date & Time Sampled												
		-9 MW-3	06/17/08 1131	GW		X				X	X	X	X	X	STD

Comments: please preserve 2 ampers w/ HCl for TOG Analysis for MW-3 GLOBAL ID: T0600102156	Relinquished by: (Signature)	Received by: stored in fridge	Date & Time: 06/17/08 1330
	Relinquished by: (Signature)	Received by: [Signature]	Date & Time: 6/17/08 1600
	Relinquished by: (Signature) [Signature]	Received by: [Signature]	Date & Time: 6-17-08 1800
	Relinquished by: [Signature]	Received by: [Signature]	Date & Time: 6-17-08 2120

STATEMENTS

Purge Water Disposal

Non-hazardous groundwater produced during purging and sampling of monitoring wells was accumulated at TRC's groundwater monitoring facility at Concord, California, for transportation by a licensed carrier, to the ConocoPhillips Refinery at Rodeo, California. Disposal at the Rodeo facility was authorized by ConocoPhillips in accordance with "ESD Standard Operating Procedures – Water Quality and Compliance", as revised on February 7, 2003. Documentation of compliance with ConocoPhillips requirements is provided by an ESD Form R-149, which is on file at TRC's Concord Office. Purge water containing a significant amount of liquid-phase hydrocarbons was accumulated separately in drums for transportation and disposal by others.

Limitations

The fluid level monitoring and groundwater sampling activities summarized in this report have been performed under the responsible charge of a California Registered Geologist or Registered Civil Engineer and have been conducted in accordance with current practice and the standard of care exercised by geologists and engineers performing similar tasks in this area. No warranty, express or implied, is made regarding the conclusions and professional opinions presented in this report. The conclusions are based solely upon an analysis of the observed conditions. If actual conditions differ from those described in this report, our office should be notified.