



**Chevron**

97 MAY 22 PM 3:51

May 17, 1997

Ms. Jennifer Eberle  
Alameda County Health Care Services  
Department of Environmental Health  
1131 Harbor Bay Parkway, Suite 250  
Alameda, CA 94502-6577

**Chevron Products Company**  
6001 Bollinger Canyon Road  
Building L  
San Ramon, CA 94583  
P.O. Box 6004  
San Ramon, CA 94583-0904

**Marketing - Sales West**  
Phone 510 842-9500

**Re: Former Chevron Service Station # 9-4816**  
301 14th Street  
Oakland, California

STI D 478

Dear Ms. Eberle

Enclosed is a copy of the First Quarter Groundwater Monitoring Report for 1997, prepared by our consultant Blaine Tech Services, Inc. for the above noted site. Ground water samples were collected and analyzed for TPH-g, BTEX and MtBE constituents.

Monitoring wells C-4, C-6, C-7, C-9, C-10, and C-11 were below method detection limits for all constituents. Wells C-1 and C-2 were below method detection limits for the benzene constituent, while in wells C-3, C-5, C-8 and CR-1 the benzene constituent declined to 18 ppb, 2.3 ppb, 9.9 ppb and 300 ppb respectively. Only monitoring well MW-12 showed an increase in the benzene constituent to 0.85 ppb.

Depth to ground water varied from 18.73 to 20.00 feet below grade with a direction of flow to the Northwest.

From the results of this sampling, it appears that natural attenuation is occurring, as concentrations or below method detection limits or slightly above, except for CR-1. Well CR-1 is located at the point source of the past recovery effort.

Terra Vac/Chevron has previously submitted a Final Remediation Status Report and Request for No Further Action Report and we waiting your response to this report. In that report, it was requested that monitoring wells C-4, C-6, C-7, C-8, C-9, MW-10, and MW-11 be monitored annually, and wells C-1 and C-2 be monitored quarterly. However, we will continue to monitor all wells until a decision is made on the above noted status report.


If you have any questions or comments, call me at (510) 842-9136.

Sincerely,  
CHEVRON PRODUCTS COMPANY

  
Philip R. Briggs  
Site Assessment and Remediation Project Manager

Enclosure

**BLAINE**  
TECH SERVICES INC.



1680 ROGERS AVENUE  
SAN JOSE, CALIFORNIA 95112  
(408) 573-7771 FAX  
(408) 573-0555 PHONE

ENVIRONMENTAL  
PROTECTION  
97 MAY 22 PM 1:51

May 1, 1997

Phil Briggs  
Chevron U.S.A. Products Company  
P.O. Box 6004  
San Ramon, CA 94583-0904

### 1st Quarter 1997 Monitoring at 9-4816

First Quarter 1997 Groundwater Monitoring at  
Chevron Service Station Number 9-4816  
301 14th Street  
Oakland, CA

Monitoring Performed on March 31, 1997

---

### Groundwater Sampling Report 970331-Z-1

This report covers the routine quarterly monitoring of groundwater wells at this Chevron facility. Blaine Tech Services, Inc.'s work at the site includes inspection, gauging, evacuation, purgewater containment, sample collection and sample handling in accordance with standard procedures that conform to Regional Water Quality Control Board requirements.

Routine field data collection includes depth to water, total well depth, thickness of any separate immiscible layer, water column volume, calculated volume of a three-case volume purge, elapsed evacuation time, total volume of water removed, and standard water parameter instrument readings. Sample material is collected, contained, stored, and transported to the laboratory in conformance with EPA standards. Purgewater is, likewise, collected and transported to McKittrick Waste Treatment Site for disposal.

Basic field information is presented alongside analytical values excerpted from the laboratory report in the cumulative table of **WELL DATA AND ANALYTICAL RESULTS**. The full analytical report for the most recent samples is located in the **Analytical Appendix**. The table


also contains new groundwater elevation calculations taken from the computer plotted gradient map which is located in the **Professional Engineering Appendix**.

At a minimum, Blaine Tech Services, Inc. field personnel are certified upon completion of a forty-hour Hazardous Materials and Emergency Response training course per 29 CFR 1910.120. Field personnel are also enrolled in annual eight hour refresher courses.

Blaine Tech Services, Inc. conducts sampling and documentation assignments of this type as an independent third party. In order to avoid compromising the objectivity necessary for the proper and disinterested performance of this work, Blaine Tech Services, Inc. concentrates on objective data collection and does not participate in the interpretation of analytical results, the definition of geological or hydrological conditions, the formulation of recommendations, or the marketing of remedial systems.

Please call if you have any questions.

Yours truly,

A handwritten signature in black ink, appearing to read "Francis Thie", written in a cursive style.

Francis Thie  
Vice President

FPT/cg

attachments: Professional Engineering Appendix  
Cumulative Table of Well Data and Analytical Results  
Analytical Appendix  
Field Data Sheets

# **Professional Engineering Appendix**


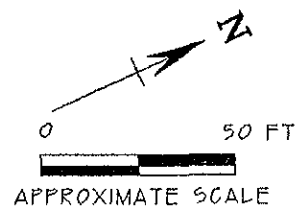
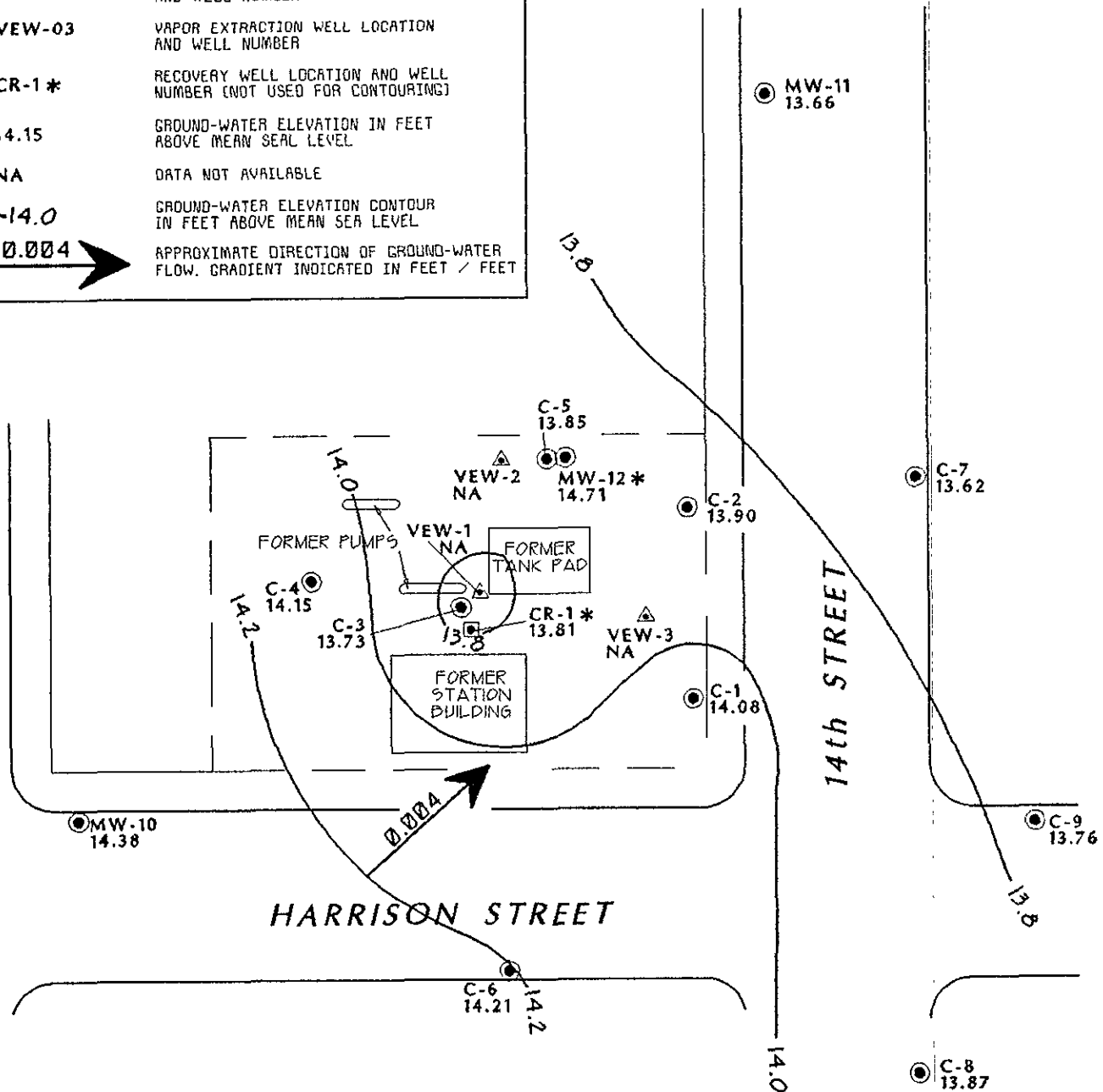
**EXPLANATION**

- C-4      MONITORING WELL LOCATION AND WELL NUMBER
- ▲ VEW-03    VAPOR EXTRACTION WELL LOCATION AND WELL NUMBER
- ◻ CR-1\*     RECOVERY WELL LOCATION AND WELL NUMBER (NOT USED FOR CONTOURING)
- 14.15      GROUND-WATER ELEVATION IN FEET ABOVE MEAN SEAL LEVEL
- NA         DATA NOT AVAILABLE
- 14.0      GROUND-WATER ELEVATION CONTOUR IN FEET ABOVE MEAN SEA LEVEL
- 0.004 →    APPROXIMATE DIRECTION OF GROUND-WATER FLOW. GRADIENT INDICATED IN FEET / FEET

13th STREET

14th STREET

HARRISON STREET



TITLE : GROUND-WATER ELEVATION CONTOUR MAP - MARCH 31, 1997

LOCATION : CHEVRON SERVICE STATION 9-4816 301 14th STREET, OAKLAND, CALIFORNIA

SOURCE : CAMBRIA ENVIRONMENTAL TECHNOLOGY, INC.



GEOCONSULTANTS, INC  
SAN JOSE, CALIFORNIA  
Project No. G758-09

DRAWING NO. CHEVRON/CHE4916/W033197

# **Table of Well Data and Analytical Results**

## Cumulative Table of Well Data and Analytical Results

Vertical Measurements are in feet.				Volumetric Measurements are in gallons.			Analytical results are in parts per billion (ppb)						
DATE	Well Head Elev.	Ground Water Elev.	Depth To Water	SPH Thickness	SPH Removed	Total SPH Removed	Notes	TPH-Gasoline	Benzene	Toluene	Ethyl-Benzene	Xylene	MTBE
<b>C-1</b>													
06/13/90	30.82	8.85	21.97	--	--	--	--	26,000	2800	5100	400	2600	--
10/30/90	30.82	9.10	21.72	--	--	--	--	67,000	6700	8700	900	5000	--
01/04/91	30.82	8.98	21.84	--	--	--	--	--	--	--	--	--	--
01/07/91	30.82	8.87	21.95	--	--	--	--	100,000	12,000	20,000	1600	11,000	--
01/11/91	30.82	8.83	21.99	--	--	--	--	--	--	--	--	--	--
02/15/91	30.82	8.70	22.12	--	--	--	--	--	--	--	--	--	--
05/02/91	30.82	8.76	22.06	--	--	--	--	59,000	5600	7700	700	5200	--
05/30/91	30.82	8.78	22.04	--	--	--	--	--	--	--	--	--	--
06/13/91	30.82	9.02	21.80	--	--	--	--	--	--	--	--	--	--
07/12/91	30.82	8.81	22.01	--	--	--	--	--	--	--	--	--	--
08/07/91	30.82	--	--	--	--	--	--	7900	2000	150	240	330	--
09/24/91	30.82	--	--	--	--	--	--	--	--	--	--	--	--
10/18/91	30.87	8.45	22.42	--	--	--	--	--	--	--	--	--	--
11/05/91	30.87	8.51	22.36	--	--	--	--	8700	1500	1200	150	580	--
01/06/92	30.87	8.53	22.34	--	--	--	--	--	--	--	--	--	--
01/16/92	30.87	8.61	22.28	0.03	--	--	--	--	--	--	--	--	--
01/22/92	30.87	8.51	22.43	0.09	--	--	--	--	--	--	--	--	--
01/28/92	30.87	8.61	22.28	0.02	--	--	--	--	--	--	--	--	--
02/04/92	30.87	8.64	22.24	0.01	--	--	--	--	--	--	--	--	--
02/14/92	30.87	8.71	22.16	--	--	--	Sheen	--	--	--	--	--	--
02/21/92	30.87	8.80	22.07	--	--	--	Sheen	--	--	--	--	--	--
02/25/92	30.87	8.92	21.95	--	--	--	Sheen	--	--	--	--	--	--
03/06/92	30.87	9.02	21.85	--	--	--	--	--	--	--	--	--	--
03/19/92	30.87	10.33	20.54	--	--	--	--	--	--	--	--	--	--
05/06/92	30.87	9.48	21.39	--	--	--	Sheen	--	--	--	--	--	--
08/31/92	30.87	9.36	21.51	--	--	--	Sheen	--	--	--	--	--	--
12/01/92	30.87	8.99	21.88	--	--	--	Sheen	--	--	--	--	--	--
03/15/93	32.81	11.91	20.90	--	--	--	--	130,000	8900	13,000	1800	11,000	--
06/08/93	32.81	13.35	19.46	--	--	--	--	23,000	2300	2900	540	3300	--
09/07/93	32.81	12.98	19.83	--	--	--	--	14,000	1300	2100	340	2800	--
03/09/94	32.81	12.71	20.10	--	--	--	--	37,000	2700	3400	930	5900	--
06/17/94	32.81	12.79	20.02	--	--	--	--	24,000	2200	2300	520	3800	--
09/13/94	32.81	11.78	21.03	--	--	--	--	15,000	710	550	330	2000	--
09/26/94	32.81	11.84	20.97	--	--	--	--	--	--	--	--	--	--
11/29/94	32.81	12.39	20.42	--	--	--	--	50,000	3100	5400	1300	7000	--

CONTINUED ON NEXT PAGE

## Cumulative Table of Well Data and Analytical Results

Vertical Measurements are in feet.			Volumetric Measurements are in gallons.				Analytical results are in parts per billion (ppb)						
DATE	Well Head Elev.	Ground Water Elev.	Depth To Water	SPH Thickness	SPH Removed	Total SPH Removed	Notes	TPH-Gasoline	Benzene	Toluene	Ethyl-Benzene	Xylene	MTBE
<b>C-1 (CONT'D)</b>													
03/29/95	32.81	13.91	18.90	--	--	--	--	43,000	2100	3300	880	5200	--
06/19/95	32.81	14.45	18.36	--	--	--	--	26,000	2000	2000	800	2600	--
09/28/95	32.81	13.79	19.02	--	--	--	--	16,000	470	460	330	1300	--
12/27/95	32.81	12.53	20.28	--	--	--	--	8600	28	39	91	1400	<125
03/26/96	32.81	11.56	21.25	--	--	--	--	960	<2.5	<2.5	<2.5	84	<12
06/20/96	32.81	12.53	20.28	--	--	--	--	370	1.1	<1.0	<1.0	8.2	<5.0
09/30/96	32.81	13.37	19.44	--	--	--	--	340	1.7	<0.5	1.2	1.7	<2.5
12/12/96	32.81	11.56	21.25	--	--	--	--	330	1.2	<0.5	0.68	2.6	<2.5
03/31/97	32.81	14.08	18.73	--	--	--	--	220	<0.5	<0.5	0.51	2.4	<2.5



## Cumulative Table of Well Data and Analytical Results

Vertical Measurements are in feet.			Volumetric Measurements are in gallons.				Analytical results are in parts per billion (ppb)						
DATE	Well Head Elev.	Ground Water Elev.	Depth To Water	SPH Thickness	SPH Removed	Total SPH Removed	Notes	TPH-Gasoline	Benzene	Toluene	Ethyl-Benzene	Xylene	MTBE
<b>C-2</b>													
06/13/90	30.91	8.83	22.08	--	--	--	--	15,000	1100	1900	260	1700	--
10/30/90	30.91	9.10	21.81	--	--	--	--	13,000	2800	1900	240	1000	--
01/04/91	30.91	9.01	21.90	--	--	--	--	--	--	--	--	--	--
01/07/91	30.91	8.88	22.03	--	--	--	--	15,000	3400	2500	340	1400	--
01/11/91	30.91	8.78	22.13	--	--	--	--	--	--	--	--	--	--
02/15/91	30.91	8.55	22.36	--	--	--	--	--	--	--	--	--	--
05/02/91	30.91	8.47	22.44	--	--	--	--	19,000	4500	3200	660	2900	--
05/02/91	30.91	8.47	22.44	--	--	--	--	21,000	3200	2200	410	2000	--
05/30/91	30.91	8.47	22.44	--	--	--	--	--	--	--	--	--	--
06/13/91	30.91	--	--	--	--	--	--	--	--	--	--	--	--
07/12/91	30.91	8.35	22.57	0.01	--	--	--	--	--	--	--	--	--
08/07/91	30.91	--	--	0.11	--	--	--	--	--	--	--	--	--
09/24/91	30.91	--	--	--	--	--	--	--	--	--	--	--	--
10/18/91	30.72	8.44	22.34	0.07	--	--	--	--	--	--	--	--	--
11/05/91	30.72	8.49	22.26	0.04	--	--	--	--	--	--	--	--	--
01/06/92	30.72	8.47	22.25	--	--	--	--	--	--	--	--	--	--
01/16/92	30.72	8.57	22.16	0.01	--	--	--	--	--	--	--	--	--
01/22/92	30.72	8.49	22.25	0.02	--	--	--	--	--	--	--	--	--
01/28/92	30.72	8.55	22.18	0.01	--	--	--	--	--	--	--	--	--
02/04/92	30.72	8.58	22.15	0.01	--	--	--	--	--	--	--	--	--
02/14/92	30.72	8.63	22.09	--	--	--	--	--	--	--	--	--	--
02/21/92	30.72	8.66	22.06	--	--	--	Sheen	--	--	--	--	--	--
02/25/92	30.72	8.76	21.96	--	--	--	--	--	--	--	--	--	--
03/06/92	30.72	8.92	21.80	--	--	--	--	--	--	--	--	--	--
03/19/92	30.72	9.60	21.12	--	--	--	--	--	--	--	--	--	--
05/06/92	30.72	9.42	21.30	--	--	--	Sheen	--	--	--	--	--	--
08/31/92	30.72	9.29	21.43	--	--	--	Sheen	--	--	--	--	--	--
12/01/92	30.72	8.98	21.74	--	--	--	Sheen	--	--	--	--	--	--
03/15/93	33.27	12.35	20.92	--	--	--	--	66,000	2200	3900	1300	7300	--
06/08/93	33.27	13.22	20.05	--	--	--	--	23,000	1400	2300	680	4000	--
09/07/93	33.27	12.90	20.37	--	--	--	--	22,000	1900	2000	620	4000	--

CONTINUED ON NEXT PAGE

## Cumulative Table of Well Data and Analytical Results

Vertical Measurements are in feet.			Volumetric Measurements are in gallons.				Analytical results are in parts per billion (ppb)						
DATE	Well Head Elev.	Ground Water Elev.	Depth To Water	SPH Thickness	SPH Removed	Total SPH Removed	Notes	TPH-Gasoline	Benzene	Toluene	Ethyl-Benzene	Xylene	MTBE
<b>C-2 (CONT'D)</b>													
03/09/94	33.27	12.55	20.72	--	--	--	--	25,000	4100	1100	670	3100	--
06/17/94	33.27	12.66	20.61	--	--	--	--	43,000	13,000	2600	1300	5200	--
09/13/94	33.27	11.58	21.69	--	--	--	--	36,000	7700	2500	1100	4800	--
09/26/94	33.27	11.65	21.62	--	--	--	--	--	--	--	--	--	--
11/29/94	33.27	12.15	21.12	--	--	--	--	39,000	6600	3400	880	5000	--
03/29/95	33.27	13.69	19.58	--	--	--	--	77,000	12,000	4100	2000	13,000	--
06/19/95	33.27	14.29	18.98	--	--	--	--	51,000	7900	560	1200	4100	--
09/28/95	33.27	13.73	19.54	--	--	--	--	51,000	8700	990	1500	3700	--
12/27/95	33.27	12.47	20.80	--	--	--	--	5100	130	64	50	380	<50
03/26/96	33.27	12.12	21.15	--	--	--	--	380	2.6	1.5	<1.0	22	<5.0
06/20/96	33.27	12.87	20.40	--	--	--	--	220	2.4	<0.5	<0.5	2.9	<2.5
09/30/96	33.27	13.40	19.87	--	--	--	--	75	0.51	<0.5	<0.5	0.91	<2.5
12/12/96	33.27	12.05	21.22	--	--	--	--	120	1.3	<0.5	0.56	1.7	<2.5
03/31/97	33.27	13.90	19.37	--	--	--	--	140	<0.5	<0.5	<0.5	0.62	<2.5

## Cumulative Table of Well Data and Analytical Results

Vertical Measurements are in feet.			Volumetric Measurements are in gallons.				Analytical results are in parts per billion (ppb)						
DATE	Well Head Elev.	Ground Water Elev.	Depth To Water	SPH Thickness	SPH Removed	Total SPH Removed	Notes	TPH-Gasoline	Benzene	Toluene	Ethyl-Benzene	Xylene	MTBE
<b>C-3</b>													
06/13/90	--	--	24.75	3.00	--	--	--	--	--	--	--	--	--
10/30/90	--	--	23.81	2.50	--	--	--	--	--	--	--	--	--
01/04/91	--	--	24.15	2.70	--	--	--	--	--	--	--	--	--
01/07/91	--	--	24.13	2.50	--	--	--	--	--	--	--	--	--
01/11/91	--	--	24.35	2.66	--	--	--	--	--	--	--	--	--
02/15/91	--	--	24.70	2.93	--	--	--	--	--	--	--	--	--
05/02/91	--	--	--	--	--	--	--	--	--	--	--	--	--
05/30/91	--	--	24.08	2.49	--	--	--	--	--	--	--	--	--
06/13/91	--	--	--	--	--	--	--	--	--	--	--	--	--
07/12/91	--	--	--	--	--	--	--	--	--	--	--	--	--
08/07/91	--	--	--	2.64	--	--	--	--	--	--	--	--	--
09/24/91	--	--	--	--	--	--	--	--	--	--	--	--	--
10/18/91	30.79	6.35	24.44	2.50	--	--	--	--	--	--	--	--	--
11/05/91	30.79	--	24.31	2.46	--	--	--	--	--	--	--	--	--
01/06/92	30.79	--	24.25	2.39	--	--	--	--	--	--	--	--	--
01/16/92	30.79	--	24.02	2.39	--	--	--	--	--	--	--	--	--
01/22/92	30.79	--	24.10	2.28	--	--	--	--	--	--	--	--	--
01/28/92	30.79	--	24.06	2.29	--	--	--	--	--	--	--	--	--
02/04/92	30.79	--	24.04	2.31	--	--	--	--	--	--	--	--	--
02/14/92	30.79	--	23.93	2.31	--	--	--	--	--	--	--	--	--
02/21/92	30.79	--	24.61	3.05	--	--	--	--	--	--	--	--	--
02/25/92	30.79	--	23.69	2.23	--	--	--	--	--	--	--	--	--
03/06/92	30.79	--	23.69	2.23	--	--	--	--	--	--	--	--	--
03/19/92	30.79	--	22.98	2.26	--	--	--	--	--	--	--	--	--
05/06/92	30.79	--	22.74	1.93	--	--	--	--	--	--	--	--	--
08/31/92	30.79	--	21.77	1.93	--	--	--	--	--	--	--	--	--
12/01/92	30.79	--	22.63	1.32	--	--	--	--	--	--	--	--	--
03/15/93	33.28	12.52	20.76	--	--	--	--	530,000	69,000	58,000	6000	32,000	--
06/08/93	33.28	13.31	19.97	--	--	--	--	310,000	56,000	58,000	7000	41,000	--
09/07/93	33.28	13.00	20.28	--	--	--	--	160,000	48,000	43,000	3300	24,000	--
09/26/94	33.28	11.66	22.25	0.79	--	--	--	--	--	--	--	--	--
11/29/94	33.28	11.93	22.10	0.94	0.264	0.264	--	--	--	--	--	--	--
12/20/94	33.28	12.48	21.20	0.50	0.300	0.564	--	--	--	--	--	--	--

CONTINUED ON NEXT PAGE

## Cumulative Table of Well Data and Analytical Results

Vertical Measurements are in feet.			Volumetric Measurements are in gallons.				Analytical results are in parts per billion (ppb)						
DATE	Well Head Elev.	Ground Water Elev.	Depth To Water	SPH Thickness	SPH Removed	Total SPH Removed	Notes	TPH-Gasoline	Benzene	Toluene	Ethyl-Benzene	Xylene	MTBE
<b>C-3 (CONT'D)</b>													
12/28/94	33.28	12.57	20.95	0.30	0.300	0.564	--	--	--	--	--	--	--
01/03/95	33.28	12.63	20.65	--	--	0.564	--	--	--	--	--	--	--
01/10/95	33.28	12.91	20.50	0.16	0.100	0.664	--	--	--	--	--	--	--
01/17/95	33.28	13.14	20.20	0.07	--	0.664	--	--	--	--	--	--	--
01/23/95	33.28	13.28	20.00	--	--	0.664	--	--	--	--	--	--	--
02/07/95	33.28	13.55	19.73	--	--	0.664	--	--	--	--	--	--	--
02/22/95	33.28	13.78	19.50	--	--	0.664	--	--	--	--	--	--	--
03/07/95	33.28	13.78	19.50	--	--	0.664	--	--	--	--	--	--	--
03/29/95	33.28	12.63	22.46	2.26	0.132	0.796	--	--	--	--	--	--	--
03/30/95	33.28	12.24	21.05	0.01	--	0.796	--	--	--	--	--	--	--
04/10/95	33.28	13.95	19.33	--	--	0.796	--	--	--	--	--	--	--
05/07/95	33.28	14.39	18.91	0.02	0.026	0.822	--	--	--	--	--	--	--
05/09/95	33.28	14.34	18.94	--	--	0.822	--	--	--	--	--	--	--
05/12/95	33.28	14.45	18.83	--	--	0.822	--	--	--	--	--	--	--
05/18/95	33.28	14.70	18.68	0.12	0.158	0.980	--	--	--	--	--	--	--
05/26/95	33.28	13.43	19.85	--	--	0.980	--	--	--	--	--	--	--
06/08/95	33.28	13.46	19.82	--	--	0.980	--	--	--	--	--	--	--
06/16/95	33.28	14.46	18.86	0.05	0.026	1.006	--	--	--	--	--	--	--
06/19/95	33.28	14.48	18.82	0.02	0.010	1.016	--	--	--	--	--	--	--
06/29/95	33.28	14.50	18.78	--	--	1.016	--	--	--	--	--	--	--
07/06/95	33.28	14.71	18.57	--	--	1.016	--	--	--	--	--	--	--
07/12/95	33.28	14.69	18.59	--	--	1.016	--	--	--	--	--	--	--
07/22/95	33.28	14.19	19.09	--	--	1.016	--	--	--	--	--	--	--
07/27/95	33.28	14.14	19.14	--	--	1.016	--	--	--	--	--	--	--
08/02/95	33.28	13.37	19.92	0.01	0.010	1.026	--	--	--	--	--	--	--
09/28/95	33.28	13.81	19.47	--	--	1.026	--	280,000	27,000	36,000	3400	30,000	--
12/27/95	33.28	12.65	20.66	0.04	--	1.026	--	--	--	--	--	--	--
03/26/96	33.28	--	--	--	--	--	Inaccessible	--	--	--	--	--	--
04/01/96	33.28	12.42	20.86	--	--	1.026	--	15,000	28	150	35	1500	<125
06/20/96	33.28	12.42	18.48	--	--	1.026	--	9500	<25	<25	<25	620	<125
09/30/96	33.28	13.48	19.80	--	--	1.026	--	3600	14	39	17	330	27
12/12/96	33.28	12.83	20.45	--	--	1.026	--	15,000	100	160	71	1500	<250
03/31/97	33.28	13.73	19.55	--	--	1.026	--	6700	18	38	29	570	<50

## Cumulative Table of Well Data and Analytical Results

Vertical Measurements are in feet.				Volumetric Measurements are in gallons.				Analytical results are in parts per billion (ppb)					
DATE	Well Head Elev.	Ground Water Elev.	Depth To Water	SPH Thickness	SPH Removed	Total SPH Removed	Notes	TPH-Gasoline	Benzene	Toluene	Ethyl-Benzene	Xylene	MTBE
<b>C-4</b>													
06/13/90	31.42	8.69	22.73	--	--	--	--	440	47	47	3.0	61	--
10/30/90	31.42	8.94	22.48	--	--	--	--	210	72	13	1.0	11	--
01/04/91	31.42	8.78	22.64	--	--	--	--	--	--	--	--	--	--
01/07/91	31.42	8.68	22.74	--	--	--	--	890	100	130	15	88	--
01/11/91	31.42	8.61	22.81	--	--	--	--	--	--	--	--	--	--
02/15/91	31.42	8.87	22.55	--	--	--	--	--	--	--	--	--	--
05/02/91	31.42	8.88	22.54	--	--	--	--	330	140	11	2.0	9.0	--
05/30/91	31.42	8.87	22.55	--	--	--	--	--	--	--	--	--	--
06/13/91	31.42	--	--	--	--	--	--	--	--	--	--	--	--
07/12/91	31.42	--	--	--	--	--	--	--	--	--	--	--	--
08/07/91	31.42	--	--	--	--	--	--	1500	400	79	13	61	--
09/24/91	31.42	--	--	--	--	--	--	--	--	--	--	--	--
10/18/91	31.20	8.23	22.97	--	--	--	--	--	--	--	--	--	--
11/05/91	31.20	8.30	22.90	--	--	--	--	310	130	11	2.6	6.8	--
01/06/92	31.20	8.36	22.84	--	--	--	--	--	--	--	--	--	--
01/16/92	31.20	8.45	22.75	--	--	--	--	--	--	--	--	--	--
01/22/92	31.20	8.39	22.81	--	--	--	--	--	--	--	--	--	--
01/28/92	31.20	8.43	22.77	--	--	--	--	--	--	--	--	--	--
02/04/92	31.20	8.48	22.72	--	--	--	--	300	100	26	2.4	14	--
02/14/92	31.20	8.62	22.58	--	--	--	--	--	--	--	--	--	--
02/21/92	31.20	8.60	22.60	--	--	--	--	--	--	--	--	--	--
02/25/92	31.20	8.70	22.50	--	--	--	--	--	--	--	--	--	--
03/06/92	31.20	--	--	--	--	--	--	--	--	--	--	--	--
03/19/92	31.20	9.45	21.75	--	--	--	--	--	--	--	--	--	--
05/06/92	31.20	9.38	21.82	--	--	--	--	200	26	<0.5	1.2	1.4	--
08/31/92	31.20	9.32	21.88	--	--	--	--	190	20	1.2	1.7	1.7	--
12/01/92	31.20	8.97	22.23	--	--	--	--	72	5.0	0.5	<0.5	1.3	--
03/15/93	33.85	12.47	33.85	--	--	--	--	84	2.1	0.9	<0.5	<1.5	--
06/08/93	33.85	13.30	20.55	--	--	--	--	74	1.0	<0.5	<0.5	0.5	--
09/07/93	33.85	13.00	20.85	--	--	--	--	<50	1.0	<0.5	<0.5	<0.5	--
03/09/94	33.85	12.69	21.16	--	--	--	--	<50	5.0	4.0	<0.5	4.0	--
06/17/94	33.85	12.77	21.08	--	--	--	--	120	4.3	18	2.8	43	--
09/13/94	33.85	11.95	21.90	--	--	--	--	<50	<0.5	<0.5	<0.5	<0.5	--
09/26/94	33.85	11.94	21.91	--	--	--	--	--	--	--	--	--	--
11/29/94	33.85	12.25	21.60	--	--	--	--	<50	<0.5	<0.5	<0.5	<0.5	--

CONTINUED ON NEXT PAGE

## Cumulative Table of Well Data and Analytical Results

Vertical Measurements are in feet.			Volumetric Measurements are in gallons.				Analytical results are in parts per billion (ppb)						
DATE	Well Head Elev.	Ground Water Elev.	Depth To Water	SPH Thickness	SPH Removed	Total SPH Removed	Notes	TPH-Gasoline	Benzene	Toluene	Ethyl-Benzene	Xylene	MTBE
<b>C-4 (CONT'D)</b>													
03/29/95	33.85	13.47	20.38	--	--	--	--	<50	<0.5	<0.5	<0.5	<0.5	--
06/19/95	33.85	14.47	19.38	--	--	--	--	<50	<0.5	<0.5	<0.5	<0.5	--
09/28/95	33.85	13.88	19.97	--	--	--	--	<50	<0.5	<0.5	<0.5	<0.5	--
12/27/95	33.85	12.71	21.14	--	--	--	--	<50	<0.5	<0.5	<0.5	<0.5	<2.5
03/26/96	33.85	13.27	20.58	--	--	--	--	<50	<0.5	<0.5	<0.5	<0.5	<2.5
06/20/96	33.85	14.25	19.60	--	--	--	--	<50	<0.5	<0.5	<0.5	<0.5	<2.5
09/30/96	33.85	13.65	20.20	--	--	--	--	<50	<0.5	<0.5	<0.5	<0.5	<2.5
12/12/96	33.85	13.34	20.51	--	--	--	--	<50	<0.5	<0.5	<0.5	<0.5	<2.5
03/31/97	33.85	14.15	19.70	--	--	--	--	<50	<0.5	<0.5	<0.5	<0.5	<2.5

## Cumulative Table of Well Data and Analytical Results

Vertical Measurements are in feet.			Volumetric Measurements are in gallons.				Analytical results are in parts per billion (ppb)						
DATE	Well Head Elev.	Ground Water Elev.	Depth To Water	SPH Thickness	SPH Removed	Total SPH Removed	Notes	TPH-Gasoline	Benzene	Toluene	Ethyl-Benzene	Xylene	MTBE
<b>C-5</b>													
10/30/90	31.25	9.14	22.11	--	--	--	--	20,000	2500	3300	320	2200	--
01/04/91	31.25	--	22.55	0.31	--	--	--	--	--	--	--	--	--
01/07/91	31.25	9.26	22.36	0.04	--	--	--	--	--	--	--	--	--
01/11/91	31.25	--	23.08	0.73	--	--	--	--	--	--	--	--	--
02/15/91	31.25	--	24.70	2.74	--	--	--	--	--	--	--	--	--
05/02/91	31.25	--	22.02	2.00	--	--	--	--	--	--	--	--	--
05/30/91	31.25	--	24.78	2.70	--	--	--	--	--	--	--	--	--
06/13/91	31.25	--	24.70	2.77	--	--	--	--	--	--	--	--	--
07/12/91	31.25	--	25.10	2.72	--	--	--	--	--	--	--	--	--
08/07/91	31.25	--	--	2.69	--	--	--	--	--	--	--	--	--
09/24/91	31.25	--	--	--	--	--	--	--	--	--	--	--	--
10/18/91	30.16	--	24.71	2.51	--	--	--	--	--	--	--	--	--
11/05/91	30.16	--	24.47	2.29	--	--	--	--	--	--	--	--	--
01/06/92	30.16	--	24.68	--	--	--	--	--	--	--	--	--	--
01/16/92	30.16	--	24.03	1.82	--	--	--	--	--	--	--	--	--
01/22/92	30.16	--	24.01	1.67	--	--	--	--	--	--	--	--	--
01/28/92	30.16	--	23.79	1.46	--	--	--	--	--	--	--	--	--
02/04/92	30.16	--	23.81	1.54	--	--	--	--	--	--	--	--	--
02/14/92	30.16	--	22.79	1.59	--	--	--	--	--	--	--	--	--
02/21/92	30.16	--	24.40	2.22	--	--	--	--	--	--	--	--	--
02/25/92	30.16	--	23.25	1.03	--	--	--	--	--	--	--	--	--
03/06/92	30.16	--	23.20	1.19	--	--	--	--	--	--	--	--	--
03/19/92	30.16	--	--	--	--	--	--	--	--	--	--	--	--
05/06/92	30.16	--	--	--	--	--	--	--	--	--	--	--	--
08/31/92	30.16	--	21.86	--	--	--	Sheen	--	--	--	--	--	--
12/01/92	30.16	--	22.24	--	--	--	Sheen	--	--	--	--	--	--
03/15/93	33.85	20.96	20.96	--	--	--	--	--	--	--	--	--	--
06/08/93	33.85	13.20	20.65	--	--	--	--	90,000	26,000	11,000	2000	16,000	--
09/07/93	33.85	--	--	--	--	--	--	--	--	--	--	--	--
03/09/94	33.85	12.53	21.32	--	--	--	--	170,000	35,000	11,000	2400	13,000	--
06/17/94	33.85	12.74	21.11	--	--	--	--	100,000	57,000	13,000	1800	5,100	--
09/13/94	33.85	11.37	22.48	--	--	--	--	120,000	1500	5400	1700	19,000	--
09/26/94	33.85	11.41	22.44	--	--	--	--	--	--	--	--	--	--
11/29/94	33.85	12.00	21.85	--	--	--	--	31,000	29	220	290	3600	--

CONTINUED ON NEXT PAGE

## Cumulative Table of Well Data and Analytical Results

Vertical Measurements are in feet.

Volumetric Measurements are in gallons.

Analytical results are in parts per billion (ppb)

DATE	Vertical Measurements are in feet.			Volumetric Measurements are in gallons.				Analytical results are in parts per billion (ppb)					
	Well Head Elev.	Ground Water Elev.	Depth To Water	SPH Thickness	SPH Removed	Total SPH Removed	Notes	TPH-Gasoline	Benzene	Toluene	Ethyl-Benzene	Xylene	MTBE
<b>C-5 (CONT'D)</b>													
03/29/95	33.85	13.47	20.38	--	--	--	--	9300	730	420	68	1000	--
06/19/95	33.85	14.35	19.50	--	--	--	--	17,000	900	510	88	1500	--
09/28/95	33.85	13.72	20.13	--	--	--	--	29,000	3700	1600	180	2300	--
12/27/95	33.85	12.48	21.37	--	--	--	--	1200	20	37	13	160	62
03/26/96	33.85	13.16	20.69	--	--	--	--	650	1.2	0.51	<0.5	19	<2.5
06/20/96	33.85	12.50	21.35	--	--	--	--	<50	<0.5	<0.5	<0.5	1.9	<2.5
09/30/96	33.85	13.35	20.50	--	--	--	--	<50	<0.5	<0.5	<0.5	1.0	<2.5
12/12/96	33.85	11.83	22.02	--	--	--	--	90	3.0	<0.5	<0.5	1.7	<2.5
03/31/97	33.85	13.85	20.00	--	--	--	--	290	2.3	<1.0	<1.0	3.7	<5.0



## Cumulative Table of Well Data and Analytical Results

Vertical Measurements are in feet.				Volumetric Measurements are in gallons.			Analytical results are in parts per billion (ppb)						
DATE	Well Head Elev.	Ground Water Elev.	Depth To Water	SPH Thickness	SPH Removed	Total SPH Removed	Notes	TPH-Gasoline	Benzene	Toluene	Ethyl-Benzene	Xylene	MTBE
<b>C-6</b>													
05/02/91	30.41	8.57	21.84	--	--	--	--	<50	<0.5	<0.5	<0.5	<0.5	--
05/30/91	30.41	--	--	--	--	--	--	--	--	--	--	--	--
07/12/91	30.41	7.55	22.86	--	--	--	--	--	--	--	--	--	--
08/07/91	30.41	--	--	--	--	--	--	--	--	--	--	--	--
09/24/91	30.41	8.53	21.88	--	--	--	--	--	--	--	--	--	--
10/18/91	30.41	8.23	22.18	--	--	--	--	--	--	--	--	--	--
11/05/91	30.41	8.27	22.14	--	--	--	--	--	--	--	--	--	--
01/06/92	30.41	8.32	22.09	--	--	--	--	<50	<0.5	<0.5	<0.5	<0.5	--
01/16/92	30.41	8.37	22.04	--	--	--	--	--	--	--	--	--	--
01/22/92	30.41	8.37	22.04	--	--	--	--	--	--	--	--	--	--
01/28/92	30.41	8.42	21.99	--	--	--	--	--	--	--	--	--	--
02/04/92	30.41	8.47	21.94	--	--	--	--	<50	<0.5	<0.5	<0.5	0.6	--
02/14/92	30.41	8.54	21.87	--	--	--	--	--	--	--	--	--	--
02/21/92	30.41	8.58	21.83	--	--	--	--	--	--	--	--	--	--
02/25/92	30.41	8.70	21.71	--	--	--	--	--	--	--	--	--	--
03/06/92	30.41	8.88	21.53	--	--	--	--	--	--	--	--	--	--
03/19/92	30.41	9.49	20.92	--	--	--	--	--	--	--	--	--	--
05/06/92	30.41	9.39	21.02	--	--	--	--	<50	<0.5	<0.5	<0.5	<0.5	--
08/31/92	30.41	9.27	21.14	--	--	--	--	80	<0.5	<0.5	<0.5	2.4	--
01/21/93	30.41	9.50	20.91	--	--	--	--	<50	<0.5	<0.5	<0.5	<0.5	--
03/15/93	33.09	13.09	20.00	--	--	--	--	<50	<0.5	<0.5	<0.5	<1.5	--
06/08/93	33.09	13.37	19.72	--	--	--	--	<50	<0.5	<0.5	<0.5	<0.5	--
09/07/93	33.09	13.34	19.75	--	--	--	--	<50	<0.5	<0.5	<0.5	<0.5	--
03/09/94	33.09	12.79	20.30	--	--	--	--	<50	<0.5	<0.5	<0.5	<0.5	--
06/17/94	33.09	12.88	20.21	--	--	--	--	<50	1.1	<0.5	<0.5	0.6	--
09/13/94	33.09	12.20	20.89	--	--	--	--	<50	<0.5	<0.5	<0.5	<0.5	--
09/26/94	33.09	12.15	20.94	--	--	--	--	--	--	--	--	--	--
11/29/94	33.09	12.61	20.48	--	--	--	--	<50	<0.5	<0.5	<0.5	<0.5	--
03/29/95	33.09	13.97	19.12	--	--	--	--	<50	<0.5	<0.5	<0.5	<0.5	--
06/19/95	33.09	14.55	18.54	--	--	--	--	<50	<0.5	<0.5	<0.5	<0.5	--
09/28/95	33.09	14.03	19.06	--	--	--	--	<50	<0.5	<0.5	<0.5	<0.5	--
12/27/95	33.09	12.89	20.20	--	--	--	--	<50	<0.5	<0.5	<0.5	<0.5	<2.5
03/26/96	33.09	13.32	19.77	--	--	--	--	<50	<0.5	<0.5	<0.5	<0.5	<2.5
06/20/96	33.09	14.19	18.90	--	--	--	--	<50	<0.5	<0.5	<0.5	<0.5	<2.5
09/30/96	33.09	13.62	19.47	--	--	--	--	<50	<0.5	<0.5	<0.5	<0.5	<2.5
12/12/96	33.09	13.37	19.72	--	--	--	--	<50	<0.5	<0.5	<0.5	<0.5	<2.5
03/31/97	33.09	14.21	18.88	--	--	--	--	<50	<0.5	<0.5	<0.5	<0.5	<2.5

## Cumulative Table of Well Data and Analytical Results

Vertical Measurements are in feet.				Volumetric Measurements are in gallons.			Analytical results are in parts per billion (ppb)						
DATE	Well Head Elev.	Ground Water Elev.	Depth To Water	SPH Thickness	SPH Removed	Total SPH Removed	Notes	TPH-Gasoline	Benzene	Toluene	Ethyl-Benzene	Xylene	MTBE
<b>C-7</b>													
05/02/91	30.56	8.75	21.81	--	--	--	--	<50	<0.5	<0.5	<0.5	<0.5	--
05/30/91	30.56	--	--	--	--	--	--	--	--	--	--	--	--
07/12/91	30.56	8.41	22.15	--	--	--	--	--	--	--	--	--	--
08/07/91	30.56	--	--	--	--	--	--	<50	<0.5	<0.5	<0.5	<0.5	--
09/24/91	30.56	9.03	21.53	--	--	--	--	--	--	--	--	--	--
10/18/91	30.56	8.49	22.07	--	--	--	--	--	--	--	--	--	--
11/05/91	30.56	8.55	22.01	--	--	--	--	--	--	--	--	--	--
01/06/92	30.56	8.53	22.03	--	--	--	--	<50	<0.5	<0.5	<0.5	<0.5	--
01/16/92	30.56	8.58	21.98	--	--	--	--	--	--	--	--	--	--
01/22/92	30.56	8.51	22.05	--	--	--	--	--	--	--	--	--	--
01/28/92	30.56	8.55	22.01	--	--	--	--	--	--	--	--	--	--
02/14/92	30.56	8.62	21.94	--	--	--	--	--	--	--	--	--	--
02/21/92	30.56	8.62	21.94	--	--	--	--	--	--	--	--	--	--
02/25/92	30.56	8.74	21.82	--	--	--	--	--	--	--	--	--	--
03/06/92	30.56	8.91	21.65	--	--	--	--	--	--	--	--	--	--
03/19/92	30.56	9.64	20.92	--	--	--	--	--	--	--	--	--	--
05/06/92	30.56	9.35	21.21	--	--	--	--	<50	<0.5	<0.5	<0.5	<0.5	--
08/31/92	30.56	9.17	21.39	--	--	--	--	<50	<0.5	0.7	<0.5	0.9	--
12/01/92	30.56	8.77	21.79	--	--	--	--	<50	<0.5	<0.5	<0.5	0.9	--
03/15/93	33.06	12.12	20.94	--	--	--	--	<50	<0.5	<0.5	<0.5	<1.5	--
06/08/93	33.06	13.07	19.99	--	--	--	--	<50	<0.5	<0.5	<0.5	<0.5	--
09/07/93	33.06	13.06	20.00	--	--	--	--	2800	63	36	41	40	--
03/09/94	33.06	12.36	20.70	--	--	--	--	<50	<0.5	<0.5	<0.5	<0.5	--
06/17/94	33.06	12.47	20.59	--	--	--	--	<50	<0.5	<0.5	<0.5	0.6	--
09/13/94	33.06	11.83	21.23	--	--	--	--	65	<0.5	<0.5	<0.5	<0.5	--
09/26/94	33.06	11.84	21.22	--	--	--	--	--	--	--	--	--	--
11/29/94	33.06	13.28	19.78	--	--	--	--	<50	<0.5	<0.5	<0.5	<0.5	--
03/29/95	33.06	13.67	19.39	--	--	--	--	<50	<0.5	<0.5	<0.5	<0.5	--
06/19/95	33.06	14.13	18.93	--	--	--	--	<50	<0.5	<0.5	<0.5	<0.5	--
09/28/95	33.06	13.54	19.52	--	--	--	--	<50	<0.5	<0.5	<0.5	<0.5	--
12/27/95	33.06	10.38	22.68	--	--	--	--	<50	<0.5	<0.5	<0.5	<0.5	<2.5
03/26/96	33.06	12.81	20.25	--	--	--	--	<50	<0.5	<0.5	<0.5	<0.5	<2.5
06/20/96	33.06	13.71	19.35	--	--	--	--	<50	<0.5	<0.5	<0.5	<0.5	<2.5
09/30/96	33.06	13.20	19.86	--	--	--	--	<50	<0.5	<0.5	<0.5	<0.5	<2.5
12/12/96	33.06	12.75	20.31	--	--	--	--	<50	<0.5	<0.5	<0.5	<0.5	<2.5
03/31/97	33.06	13.62	19.44	--	--	--	--	<50	<0.5	<0.5	<0.5	<0.5	<2.5

## Cumulative Table of Well Data and Analytical Results

Vertical Measurements are in feet.			Volumetric Measurements are in gallons.				Analytical results are in parts per billion (ppb)						
DATE	Well Head Elev.	Ground Water Elev.	Depth To Water	SPH Thickness	SPH Removed	Total SPH Removed	Notes	TPH-Gasoline	Benzene	Toluene	Ethyl-Benzene	Xylene	MTBE
<b>C-8</b>													
05/02/91	30.12	8.88	21.24	--	--	--	--	5000	<0.5	17	140	470	--
05/30/91	30.12	--	--	--	--	--	--	--	--	--	--	--	--
07/12/91	30.12	--	--	--	--	--	--	--	--	--	--	--	--
08/07/91	30.12	--	--	--	--	--	--	6300	<0.5	28	100	120	--
09/24/91	30.12	8.79	21.33	--	--	--	--	--	--	--	--	--	--
10/18/91	30.12	8.36	21.76	--	--	--	--	--	--	--	--	--	--
11/05/91	30.12	8.42	21.70	--	--	--	--	5100	<0.5	20	92	74	--
01/06/92	30.12	8.39	21.73	--	--	--	--	--	--	--	--	--	--
01/16/92	30.12	8.49	21.63	--	--	--	--	--	--	--	--	--	--
01/22/92	30.12	8.42	21.70	--	--	--	--	--	--	--	--	--	--
01/28/92	30.12	8.47	21.65	--	--	--	--	--	--	--	--	--	--
02/04/92	30.12	8.50	21.62	--	--	--	--	5300	<2.5	2.5	97	61	--
02/14/92	30.12	8.59	21.53	--	--	--	--	--	--	--	--	--	--
02/21/92	30.12	8.61	21.51	--	--	--	--	--	--	--	--	--	--
02/25/92	30.12	8.73	21.39	--	--	--	--	--	--	--	--	--	--
03/06/92	30.12	8.91	21.21	--	--	--	--	--	--	--	--	--	--
03/19/92	30.12	9.55	20.57	--	--	--	--	--	--	--	--	--	--
05/06/92	30.12	9.35	20.77	--	--	--	--	3700	<0.5	29	110	130	--
08/31/92	30.12	9.21	20.91	--	--	--	--	1100	1.3	2.0	31	48	--
12/01/92	30.12	8.95	21.17	--	--	--	--	3400	<0.5	19	140	290	--
03/15/93	32.77	13.01	19.76	--	--	--	--	4200	<0.5	20	54	33	--
06/08/93	32.77	13.39	19.38	--	--	--	--	3700	53	6.0	74	120	--
09/07/93	32.77	13.39	19.38	--	--	--	--	2900	70	46	39	55	--
03/09/94	32.77	12.65	20.12	--	--	--	--	3400	<0.5	6.0	46	66	--
06/17/94	32.77	12.75	20.02	--	--	--	--	4200	1.0	39	75	86	--
09/13/94	32.77	12.18	20.59	--	--	--	--	3800	<0.5	10	63	79	--
09/26/94	32.77	12.17	20.60	--	--	--	--	--	--	--	--	--	--
11/29/94	32.77	12.61	20.16	--	--	--	--	5300	<10	40	37	39	--
03/29/95	32.77	14.18	18.59	--	--	--	--	7300	<5.0	<5.0	38	67	--
06/19/95	32.77	13.42	19.35	--	--	--	--	5700	37	<10	<10	<10	--
09/28/95	32.77	13.75	19.02	--	--	--	--	12,000	<10	<10	<10	85	--
12/27/95	32.77	12.77	20.00	--	--	--	--	8200	<50	<50	<50	92	390
03/26/96	32.77	13.19	19.58	--	--	--	--	4500	<10	<10	10	<10	<50
06/20/96	32.77	13.97	18.80	--	--	--	--	4900	<5.0	7.8	6.6	<5.0	<25
09/30/96	32.77	13.43	19.34	--	--	--	--	3900	39	6.5	<5.0	5.9	<25
12/12/96	32.77	13.07	19.70	--	--	--	--	3500	58	51	22	48	<50
03/31/97	32.77	13.87	18.90	--	--	--	--	5000	9.9	28	21	440	<25

## Cumulative Table of Well Data and Analytical Results

Vertical Measurements are in feet.				Volumetric Measurements are in gallons.			Analytical results are in parts per billion (ppb)						
DATE	Well Head Elev.	Ground Water Elev.	Depth To Water	SPH Thickness	SPH Removed	Total SPH Removed	Notes	TPH-Gasoline	Benzene	Toluene	Ethyl-Benzene	Xylene	MTBE
<b>C-9</b>													
05/02/91	30.15	8.88	21.27	--	--	--	--	<50	<0.5	<0.5	<0.5	0.8	--
05/30/91	30.15	--	--	--	--	--	--	--	--	--	--	--	--
07/12/91	30.15	8.58	21.57	--	--	--	--	--	--	--	--	--	--
08/07/91	30.15	--	--	--	--	--	--	<50	<0.5	<0.5	<0.5	<0.5	--
08/07/91	30.15	--	--	--	--	--	--	<50	<0.5	<0.5	<0.5	<0.5	--
09/24/91	30.15	9.05	21.10	--	--	--	--	--	--	--	--	--	--
10/18/91	30.15	8.48	21.67	--	--	--	--	--	--	--	--	--	--
11/05/91	30.15	8.50	21.65	--	--	--	--	<50	<0.5	<0.5	<0.5	<0.5	--
11/05/91	30.15	8.50	21.65	--	--	--	--	<50	<0.5	<0.5	<0.5	<0.5	--
01/06/92	30.15	8.50	21.65	--	--	--	--	--	--	--	--	--	--
01/16/92	30.15	8.57	21.58	--	--	--	--	--	--	--	--	--	--
01/22/92	30.15	8.50	21.65	--	--	--	--	--	--	--	--	--	--
01/28/92	30.15	8.52	21.63	--	--	--	--	--	--	--	--	--	--
02/04/92	30.15	8.57	21.58	--	--	--	--	<50	<0.5	0.7	<0.5	0.7	--
02/04/92	30.15	8.57	21.58	--	--	--	--	<50	<0.5	<0.5	<0.5	<0.5	--
02/14/92	30.15	8.61	21.54	--	--	--	--	--	--	--	--	--	--
02/21/92	30.15	8.63	21.52	--	--	--	--	--	--	--	--	--	--
02/25/92	30.15	8.76	21.39	--	--	--	--	--	--	--	--	--	--
03/06/92	30.15	8.94	21.21	--	--	--	--	--	--	--	--	--	--
03/19/92	30.15	9.68	20.47	--	--	--	--	--	--	--	--	<0.5	--
05/06/92	30.15	9.34	20.81	--	--	--	--	<50	<0.5	<0.5	<0.5	<0.5	--
08/31/92	30.15	9.18	20.97	--	--	--	--	<50	<0.5	<0.5	<0.5	<0.5	--
12/01/92	30.15	8.88	21.27	--	--	--	--	<50	<0.5	<0.5	<0.5	<1.5	--
03/15/93	32.70	12.28	20.42	--	--	--	--	<50	<0.5	<0.5	<0.5	<0.5	--
06/08/93	32.70	13.27	19.43	--	--	--	--	<50	<0.5	<0.5	<0.5	<0.5	--
09/07/93	32.70	13.30	19.40	--	--	--	--	<50	<0.5	<0.5	<0.5	<0.5	--
03/09/94	32.70	12.46	20.24	--	--	--	--	<50	<0.5	<0.5	<0.5	<0.5	--
06/17/94	32.70	12.57	20.13	--	--	--	--	<50	<0.5	<0.5	<0.5	<0.5	--
09/13/94	32.70	12.02	20.68	--	--	--	--	<50	<0.5	<0.5	<0.5	<0.5	--
09/26/94	32.70	12.03	20.67	--	--	--	--	--	--	--	--	--	--
11/29/94	32.70	12.46	20.24	--	--	--	--	<50	<0.5	<0.5	<0.5	<0.5	--
03/29/95	32.70	14.00	18.70	--	--	--	--	<50	<0.5	<0.5	<0.5	<0.5	--
06/19/95	32.70	14.22	18.48	--	--	--	--	<50	<0.5	<0.5	<0.5	<0.5	--
09/28/95	32.70	--	--	--	--	--	--	--	--	--	--	--	--
12/27/95	32.70	--	--	--	--	--	--	--	--	--	--	--	--

CONTINUED ON NEXT PAGE

## Cumulative Table of Well Data and Analytical Results

Vertical Measurements are in feet.				Volumetric Measurements are in gallons.				Analytical results are in parts per billion (ppb)					
DATE	Well Head Elev.	Ground Water Elev.	Depth To Water	SPH Thickness	SPH Removed	Total SPH Removed	Notes	TPH-Gasoline	Benzene	Toluene	Ethyl-Benzene	Xylene	MTBE
<b>C-9 (CONT'D)</b>													
03/26/96	32.70	12.97	19.73	--	--	--	--	<50	<0.5	<0.5	<0.5	<0.5	<2.5
06/20/96	32.70	13.75	18.95	--	--	--	--	<50	<0.5	<0.5	<0.5	<0.5	<2.5
09/30/96	32.70	13.22	19.48	--	--	--	--	<50	<0.5	<0.5	<0.5	<0.5	<2.5
12/12/96	32.70	12.85	19.85	--	--	--	--	<50	<0.5	<0.5	<0.5	<0.5	<2.5
03/31/97	32.70	13.76	18.94	--	--	--	--	<50	<0.5	<0.5	<0.5	<0.5	<2.5

## Cumulative Table of Well Data and Analytical Results

Vertical Measurements are in feet.			Volumetric Measurements are in gallons.				Analytical results are in parts per billion (ppb)						
DATE	Well Head Elev.	Ground Water Elev.	Depth To Water	SPH Thickness	SPH Removed	Total SPH Removed	Notes	TPH-Gasoline	Benzene	Toluene	Ethyl-Benzene	Xylene	MTBE
<b>CR-1</b>													
10/30/90	30.17	--	23.81	2.50	--	--	--	--	--	--	--	--	--
01/04/91	30.17	--	24.08	2.70	--	--	--	--	--	--	--	--	--
01/07/91	30.17	--	23.30	3.00	--	--	--	--	--	--	--	--	--
01/11/91	30.17	--	24.24	2.64	--	--	--	--	--	--	--	--	--
02/15/91	30.17	--	24.72	2.92	--	--	--	--	--	--	--	--	--
05/02/91	30.17	--	--	--	--	--	--	--	--	--	--	--	--
05/30/91	30.17	--	23.07	2.42	--	--	--	--	--	--	--	--	--
06/13/91	30.17	--	--	--	--	--	--	--	--	--	--	--	--
07/12/91	30.17	--	--	--	--	--	--	--	--	--	--	--	--
08/07/91	30.17	--	--	2.69	--	--	--	--	--	--	--	--	--
09/24/91	30.17	--	--	--	--	--	--	--	--	--	--	--	--
10/18/91	30.17	--	23.75	2.50	--	--	--	--	--	--	--	--	--
11/05/91	30.17	--	23.64	2.43	--	--	--	--	--	--	--	--	--
01/06/92	30.17	--	23.57	--	--	--	--	--	--	--	--	--	--
01/16/92	30.17	--	23.41	2.30	--	--	--	--	--	--	--	--	--
01/22/92	30.17	--	23.44	2.24	--	--	--	--	--	--	--	--	--
01/28/92	30.17	--	23.40	2.29	--	--	--	--	--	--	--	--	--
02/14/92	30.17	--	23.31	2.34	--	--	--	--	--	--	--	--	--
02/21/92	30.17	--	24.10	3.19	--	--	--	--	--	--	--	--	--
02/25/92	30.17	--	23.15	1.03	--	--	--	--	--	--	--	--	--
03/06/92	30.17	--	--	--	--	--	--	--	--	--	--	--	--
03/19/92	30.17	--	--	--	--	--	--	--	--	--	--	--	--
05/06/92	30.17	--	--	--	--	--	--	--	--	--	--	--	--
08/31/92	30.17	--	21.84	0.41	--	--	--	--	--	--	--	--	--
12/01/92	30.17	--	22.06	0.21	--	--	--	--	--	--	--	--	--
03/15/93	33.40	--	20.34	--	--	--	--	--	--	--	--	--	--
06/08/93	33.40	13.33	20.07	--	--	--	--	410,000	28,000	42,000	5200	37,000	--
09/07/93	33.40	13.33	20.07	--	--	--	--	85,000	10,000	21,000	3200	20,000	--
03/09/94	33.40	12.73	20.67	--	--	--	--	180,000	50,000	48,000	5100	33,000	--
06/17/94	33.40	13.75	19.65	--	--	--	--	94,000	18,000	20,000	2500	19,000	--
09/13/94	33.40	--	--	--	--	--	Inaccessible	26,000	2400	3600	480	6100	--
09/26/94	33.40	--	--	--	--	--	--	--	--	--	--	--	--
11/29/94	33.40	8.56	24.90	0.08	0.264	0.264	--	--	--	--	--	--	--

CONTINUED ON NEXT PAGE

## Cumulative Table of Well Data and Analytical Results

Vertical Measurements are in feet.			Volumetric Measurements are in gallons.				Analytical results are in parts per billion (ppb)						
DATE	Well Head Elev.	Ground Water Elev.	Depth To Water	SPH Thickness	SPH Removed	Total SPH Removed	Notes	TPH-Gasoline	Benzene	Toluene	Ethyl-Benzene	Xylene	MTBE
<b>CR-1 (CONT'D)</b>													
12/20/94	33.40	12.49	21.62	0.89	2.000	2.264	--	--	--	--	--	--	--
12/28/94	33.40	12.58	21.29	0.59	0.500	2.764	--	--	--	--	--	--	--
01/03/95	33.40	12.62	21.12	0.42	0.800	3.564	--	--	--	--	--	--	--
01/10/95	33.40	12.96	20.74	0.38	0.500	4.064	--	--	--	--	--	--	--
01/17/95	33.40	13.02	20.45	0.09	--	4.064	--	--	--	--	--	--	--
01/23/95	33.40	14.00	19.40	--	--	4.064	--	--	--	--	--	--	--
02/07/95	33.40	13.53	19.91	0.05	0.300	4.364	--	--	--	--	--	--	--
02/22/95	33.40	13.78	19.62	--	--	4.364	--	--	--	--	--	--	--
03/07/95	33.40	13.68	19.72	--	--	4.364	--	--	--	--	--	--	--
03/29/95	33.40	10.22	23.32	0.17	0.026	4.390	--	--	--	--	--	--	--
03/30/95	33.40	7.39	26.01	--	--	4.390	--	--	--	--	--	--	--
04/10/95	33.40	14.01	19.39	--	--	4.390	--	--	--	--	--	--	--
05/07/95	33.40	14.37	19.03	--	--	4.390	--	--	--	--	--	--	--
05/09/95	33.40	14.25	19.15	--	--	4.390	--	--	--	--	--	--	--
05/12/95	33.40	14.28	19.12	--	--	4.390	--	--	--	--	--	--	--
05/18/95	33.40	14.41	19.03	0.05	0.264	4.654	--	--	--	--	--	--	--
05/26/95	33.40	14.35	19.05	--	--	4.654	--	--	--	--	--	--	--
06/08/95	33.40	14.24	19.16	--	--	4.654	--	--	--	--	--	--	--
06/16/95	33.40	14.48	18.94	0.02	0.021	4.675	--	--	--	--	--	--	--
06/19/95	33.40	14.46	18.95	0.01	0.010	4.685	--	--	--	--	--	--	--
06/29/95	33.40	14.50	18.90	--	--	4.685	--	--	--	--	--	--	--
07/06/95	33.40	14.72	18.68	--	--	4.685	--	--	--	--	--	--	--
07/12/95	33.40	14.69	18.71	--	--	4.685	--	--	--	--	--	--	--
07/22/95	33.40	13.85	19.56	0.01	0.010	4.695	--	--	--	--	--	--	--
07/27/95	33.40	14.17	19.23	--	--	4.695	--	--	--	--	--	--	--
08/02/95	33.40	13.42	20.00	0.02	0.010	4.705	--	--	--	--	--	--	--
09/28/95	33.40	13.64	19.76	--	--	4.705	--	70,000	12,000	10,000	910	5300	--
12/27/95	33.40	12.63	20.79	0.02	--	4.705	--	--	--	--	--	--	--
03/26/96	33.40	12.05	21.35	--	--	4.705	--	15,000	280	650	130	1700	<125
06/20/96	33.40	12.98	20.42	--	--	4.705	--	9900	570	1000	230	2300	60
09/30/96	33.40	12.46	20.94	--	--	4.705	--	3600	200	180	52	480	<50
12/12/96	33.40	12.79	20.61	--	--	4.705	--	21,000	850	1400	500	4200	<125
03/31/97	33.40	13.81	19.59	--	--	4.705	--	9100	300	120	220	1200	<50

## Cumulative Table of Well Data and Analytical Results

Vertical Measurements are in feet.				Volumetric Measurements are in gallons.				Analytical results are in parts per billion (ppb)					
DATE	Well Head Elev.	Ground Water Elev.	Depth To Water	SPH Thickness	SPH Removed	Total SPH Removed	Notes	TPH-Gasoline	Benzene	Toluene	Ethyl-Benzene	Xylene	MTBE
<b>MW-10</b>													
01/21/93	31.59	10.32	21.27	--	--	--	--	<50	<0.5	<0.5	<0.5	<0.5	--
03/15/93	31.59	12.18	21.10	--	--	--	--	<50	<0.5	<0.5	<0.5	<1.5	--
06/08/93	33.28	13.33	19.95	--	--	--	--	<50	<0.5	<0.5	<0.5	1.0	--
09/07/93	33.28	13.35	19.93	--	--	--	--	<250	<2.5	<2.5	<2.5	<2.5	--
03/09/94	33.28	12.77	20.51	--	--	--	--	<50	1.0	0.5	<0.5	0.9	--
06/17/94	33.28	12.86	20.42	--	--	--	--	<50	<0.5	<0.5	<0.5	<0.5	--
09/13/94	33.28	12.19	21.09	--	--	--	--	<50	2.1	0.7	<0.5	1.1	--
09/26/94	33.28	12.18	21.10	--	--	--	--	--	--	--	--	--	--
11/29/94	33.28	12.54	20.74	--	--	--	--	<50	<0.5	<0.5	<0.5	<0.5	--
03/29/95	33.28	13.88	19.40	--	--	--	--	<50	<0.5	<0.5	<0.5	<0.5	--
06/19/95	33.28	14.56	18.72	--	--	--	--	<50	<0.5	<0.5	<0.5	<0.5	--
09/28/95	33.28	14.00	19.28	--	--	--	--	<50	<0.5	<0.5	<0.5	<0.5	--
12/27/95	33.28	13.03	20.25	--	--	--	--	<50	<0.5	<0.5	<0.5	<0.5	<2.5
03/26/96	33.28	13.52	19.76	--	--	--	--	<50	<0.5	<0.5	<0.5	<0.5	<2.5
06/20/96	33.28	14.30	18.98	--	---	---	--	<50	<0.5	<0.5	<0.5	<0.5	<2.5
09/30/96	33.28	13.73	19.55	--	---	---	--	<50	<0.5	<0.5	<0.5	<0.5	<2.5
12/12/96	33.28	13.46	19.82	--	---	---	--	<50	<0.5	<0.5	<0.5	<0.5	<2.5
03/31/97	33.28	14.38	18.90	--	---	---	--	<50	<0.5	<0.5	<0.5	<0.5	<2.5



## Cumulative Table of Well Data and Analytical Results

Vertical Measurements are in feet.				Volumetric Measurements are in gallons.			Analytical results are in parts per billion (ppb)						
DATE	Well Head Elev.	Ground Water Elev.	Depth To Water	SPH Thickness	SPH Removed	Total SPH Removed	Notes	TPH-Gasoline	Benzene	Toluene	Ethyl-Benzene	Xylene	MTBE
<b>MW-11</b>													
05/06/94	33.02	--	--	--	--	--	--	<50	1.4	<0.5	<0.5	0.6	--
05/16/94	33.02	12.44	20.58	--	--	--	--	--	--	--	--	--	--
09/13/94	33.02	--	--	--	--	--	--	--	--	--	--	--	--
09/26/94	33.02	11.93	21.09	--	--	--	--	<50	<0.5	<0.5	<0.5	<0.5	--
11/29/94	33.02	12.20	20.82	--	--	--	--	<50	<0.5	<0.5	<0.5	<0.5	--
03/29/95	33.02	13.62	19.40	--	--	--	--	<50	<0.5	<0.5	<0.5	<0.5	--
06/19/95	33.02	14.10	18.92	--	--	--	--	<50	<0.5	<0.5	<0.5	<0.5	--
09/28/95	33.02	13.55	19.47	--	--	--	--	<50	<0.5	<0.5	<0.5	<0.5	--
12/27/95	33.02	12.52	20.50	--	--	--	--	<50	<0.5	<0.5	<0.5	<0.5	--
03/26/96	33.02	12.84	20.18	--	--	--	--	<50	<0.5	<0.5	<0.5	<0.5	<2.5
06/20/96	33.02	13.76	19.26	--	--	--	--	<50	<0.5	<0.5	<0.5	<0.5	<2.5
09/30/96	33.02	13.54	19.48	--	--	--	--	<50	<0.5	<0.5	<0.5	<0.5	<2.5
12/12/96	33.02	12.78	20.24	--	--	--	--	<50	<0.5	<0.5	<0.5	<0.5	<2.5
03/31/97	33.02	13.66	19.36	--	--	--	--	<50	<0.5	<0.5	<0.5	<0.5	<2.5
<b>MW-12</b>													
05/06/94	33.90	--	--	--	--	--	--	160,000	69,000	16,000	1900	7600	--
05/16/94	33.90	12.63	21.27	--	--	--	--	--	--	--	--	--	--
09/13/94	33.90	--	--	--	--	--	--	--	--	--	--	--	--
09/26/94	33.90	--	--	--	--	--	--	--	--	--	--	--	--
11/29/94	33.90	12.80	21.10	--	--	--	--	41,000	9100	3500	520	1500	--
03/29/95	33.90	14.30	19.60	--	--	--	--	16,000	4000	1000	230	840	--
06/19/95	33.90	15.07	18.83	--	--	--	--	76,000	26,000	4200	1300	3400	--
09/28/95	33.90	14.11	19.79	--	--	--	--	53,000	26,000	720	820	590	--
12/27/95	33.90	13.25	20.65	--	--	--	--	4800	150	130	29	910	<2.5
03/26/96	33.90	13.89	20.01	--	--	--	--	89	0.86	<0.5	<0.5	9.3	<2.5
06/20/96	33.90	14.12	19.78	--	--	--	--	<50	<0.5	<0.5	<0.5	0.86	<2.5
09/30/96	33.90	13.63	20.27	--	--	--	--	<50	0.52	<0.5	<0.5	<0.5	<2.5
12/12/96	33.90	13.40	20.50	--	--	--	--	<50	<0.5	<0.5	<0.5	<0.5	<2.5
03/31/97	33.90	14.71	19.19	--	--	--	--	230	0.85	<0.5	0.99	1.4	<2.5

## Cumulative Table of Well Data and Analytical Results

Vertical Measurements are in feet.			Volumetric Measurements are in gallons.				Analytical results are in parts per billion (ppb)						
DATE	Well Head Elev.	Ground Water Elev.	Depth To Water	SPH Thickness	SPH Removed	Total SPH Removed	Notes	TPH-Gasoline	Benzene	Toluene	Ethyl-Benzene	Xylene	MTBE
<b>VEW-3</b>													
12/20/94	--	--	20.43	--	--	--	--	--	--	--	--	--	--
12/28/94	--	--	21.73	1.32	2.000	2.000	--	--	--	--	--	--	--
01/03/95	--	--	21.07	0.50	1.500	3.500	--	--	--	--	--	--	--
01/10/95	--	--	20.55	0.27	0.300	3.800	--	--	--	--	--	--	--
01/17/95	--	--	20.21	0.26	0.300	4.100	--	--	--	--	--	--	--
01/23/95	--	--	20.10	--	--	--	--	--	--	--	--	--	--
02/07/95	--	--	19.92	0.23	0.300	4.400	--	--	--	--	--	--	--
02/22/95	--	--	19.59	0.16	0.100	4.500	--	--	--	--	--	--	--
03/07/95	--	--	19.47	0.12	0.100	4.600	--	--	--	--	--	--	--
03/30/95	--	--	19.85	--	--	--	--	--	--	--	--	--	--
04/10/95	--	--	19.31	0.07	0.100	4.700	--	--	--	--	--	--	--
05/07/95	--	--	19.00	0.07	0.317	5.017	--	--	--	--	--	--	--
05/09/95	--	--	19.04	0.04	0.005	5.022	--	--	--	--	--	--	--
05/12/95	--	--	18.80	0.04	0.008	5.030	--	--	--	--	--	--	--
05/18/95	--	--	19.27	0.04	0.264	5.294	--	--	--	--	--	--	--
05/26/95	--	--	19.02	0.02	0.005	5.299	--	--	--	--	--	--	--
06/08/95	--	--	18.94	0.05	0.040	5.339	--	--	--	--	--	--	--
06/16/95	--	--	19.00	0.04	0.021	5.360	--	--	--	--	--	--	--
06/19/95	--	--	19.00	0.02	0.010	5.370	--	--	--	--	--	--	--
06/29/95	--	--	19.03	--	--	5.370	--	--	--	--	--	--	--
07/06/95	--	--	18.81	--	--	5.370	--	--	--	--	--	--	--
07/12/95	--	--	19.12	0.01	0.026	5.396	--	--	--	--	--	--	--
07/22/95	--	--	19.09	--	--	5.396	--	--	--	--	--	--	--
07/27/95	--	--	19.10	--	--	5.396	--	--	--	--	--	--	--
08/02/95	--	--	19.99	0.02	0.020	5.416	--	--	--	--	--	--	--
09/28/95	--	--	19.38	--	--	5.416	--	--	--	--	--	--	--
12/27/95	--	--	20.74	0.02	--	5.416	--	--	--	--	--	--	--
03/26/96	--	--	21.04	--	--	5.416	--	--	--	--	--	--	--
06/20/96	--	--	20.32	--	--	5.416	--	--	--	--	--	--	--
09/30/96	--	--	20.87	--	--	5.416	--	--	--	--	--	--	--
12/12/96	--	--	20.18	--	--	5.416	--	--	--	--	--	--	--
03/31/97	--	--	19.38	--	--	5.416	--	--	--	--	--	--	--

## Cumulative Table of Well Data and Analytical Results

Vertical Measurements are in feet.				Volumetric Measurements are in gallons.			Analytical results are in parts per billion (ppb)						
DATE	Well Head Elev.	Ground Water Elev.	Depth To Water	SPH Thickness	SPH Removed	Total SPH Removed	Notes	TPH-Gasoline	Benzene	Toluene	Ethyl-Benzene	Xylene	MTBE
<b>TRIP BLANK</b>													
05/02/91	--	--	--	--	--	--	--	<50	<0.5	<0.5	<0.5	<0.5	--
08/07/91	--	--	--	--	--	--	--	<50	<0.5	<0.5	<0.5	<0.5	--
11/05/91	--	--	--	--	--	--	--	<50	<0.5	<0.5	<0.5	<0.5	--
02/04/92	--	--	--	--	--	--	--	<50	<0.5	<0.5	<0.5	<0.5	--
05/06/92	--	--	--	--	--	--	--	<50	<0.5	<0.5	<0.5	<0.5	--
08/31/92	--	--	--	--	--	--	--	<50	<0.5	<0.5	<0.5	<0.5	--
12/01/92	--	--	--	--	--	--	--	<50	<0.5	<0.5	<0.5	<0.5	--
03/15/93	--	--	--	--	--	--	--	<50	<0.5	<0.5	<0.5	<1.5	--
06/08/93	--	--	--	--	--	--	--	<50	<0.5	<0.5	<0.5	<0.5	--
09/07/93	--	--	--	--	--	--	--	<50	<0.5	<0.5	<0.5	<0.5	--
03/09/94	--	--	--	--	--	--	--	<50	<0.5	<0.5	<0.5	<0.5	--
06/17/94	--	--	--	--	--	--	--	<50	<0.5	<0.5	<0.5	<0.5	--
09/13/94	--	--	--	--	--	--	--	<50	<0.5	<0.5	<0.5	<0.5	--
09/26/94	--	--	--	--	--	--	--	<50	<0.5	<0.5	<0.5	<0.5	--
11/29/94	--	--	--	--	--	--	--	<50	<0.5	<0.5	<0.5	<0.5	--
03/29/95	--	--	--	--	--	--	--	<50	<0.5	<0.5	<0.5	<0.5	--
06/19/95	--	--	--	--	--	--	--	<50	<0.5	<0.5	<0.5	<0.5	--
09/28/95	--	--	--	--	--	--	--	<50	<0.5	<0.5	<0.5	<0.5	--
12/27/95	--	--	--	--	--	--	--	<50	<0.5	<0.5	<0.5	<0.5	<2.5
03/26/96	--	--	--	--	--	--	--	<50	<0.5	<0.5	<0.5	<0.5	<2.5
06/20/96	--	--	--	--	--	--	--	<50	<0.5	<0.5	<0.5	<0.5	<2.5
09/30/96	--	--	--	--	--	--	--	<50	<0.5	<0.5	<0.5	<0.5	--
12/12/96	--	--	--	--	--	--	--	<50	<0.5	<0.5	<0.5	<0.5	<2.5
03/31/97	--	--	--	--	--	--	--	<50	<0.5	<0.5	<0.5	<0.5	<2.5

Note: Blaine Tech Services, Inc. began routine monitoring of the groundwater wells at this site on November 1, 1994.  
 Earlier field data and analytical results are drawn from the September 27, 1994 Groundwater Technology, Inc. report.

**ABBREVIATIONS:**

TPH = Total Petroleum Hydrocarbons  
 SPH = Separate Phase Hydrocarbons  
 MTBE = Methyl t-butyl ether

# Analytical Appendix



Blaine Tech Services 1680 Rogers Avenue San Jose, CA 95112	Client Proj. ID: Chevron 9-4816/970331-Z1 Sample Descript: C-1 Matrix: LIQUID Analysis Method: 8015Mod/8020 Lab Number: 9704054-01	Sampled: 03/31/97 Received: 04/01/97 Analyzed: 04/08/97 Reported: 04/11/97
--	--	---


QC Batch Number: GC040897BTEX02A  
Instrument ID: GCHP2

**Total Purgeable Petroleum Hydrocarbons (TPPH) with BTEX and MTBE**

Analyte	Detection Limit ug/L	Sample Results ug/L
TPPH as Gas	50	220
Methyl t-Butyl Ether	2.5	N.D.
Benzene	0.50	N.D.
Toluene	0.50	N.D.
Ethyl Benzene	0.50	0.51
Xylenes (Total)	0.50	2.4
Chromatogram Pattern: Unidentified HC		C6-C12
 Surrogates	 Control Limits %	 % Recovery
Trifluorotoluene	70 130	85

Analytes reported as N.D. were not present above the stated limit of detection.

SEQUOIA ANALYTICAL - ELAP #1210

  
Peggy Penner  
Project Manager





Blaine Tech Services  
1680 Rogers Avenue  
San Jose, CA 95112

Client Proj. ID: Chevron 9-4816/970331-Z1  
Sample Descript: C-2  
Matrix: LIQUID  
Analysis Method: 8015Mod/8020  
Lab Number: 9704054-02

Sampled: 03/31/97  
Received: 04/01/97  
Analyzed: 04/07/97  
Reported: 04/11/97

Attention: Fran Thie

QC Batch Number: GC040797BTEX21A  
Instrument ID: GCHP21

**Total Purgeable Petroleum Hydrocarbons (TPPH) with BTEX and MTBE**

Analyte	Detection Limit ug/L	Sample Results ug/L
TPPH as Gas	50	140
Methyl t-Butyl Ether	2.5	N.D.
Benzene	0.50	N.D.
Toluene	0.50	N.D.
Ethyl Benzene	0.50	N.D.
Xylenes (Total)	0.50	0.62
Chromatogram Pattern: Weathered Gas		> C10
<b>Surrogates</b>	<b>Control Limits %</b>	<b>% Recovery</b>
Trifluorotoluene	70 130	101

Analytes reported as N.D. were not present above the stated limit of detection.

SEQUOIA ANALYTICAL - ELAP #1210

Peggy Penner  
Project Manager





Blaine Tech Services 1680 Rogers Avenue San Jose, CA 95112	Client Proj. ID: Chevron 9-4816/970331-Z1 Sample Descript: C-3 Matrix: LIQUID Analysis Method: 8015Mod/8020 Lab Number: 9704054-03	Sampled: 03/31/97 Received: 04/01/97 Analyzed: 04/07/97 Reported: 04/11/97
--	--	---

QC Batch Number: GC040797BTEX21A  
Instrument ID: GCHP21

**Total Purgeable Petroleum Hydrocarbons (TPPH) with BTEX and MTBE**


Analyte	Detection Limit ug/L	Sample Results ug/L
TPPH as Gas	1000	6700
Methyl t-Butyl Ether	50	N.D.
Benzene	10	18
Toluene	10	38
Ethyl Benzene	10	29
Xylenes (Total)	10	570
Chromatogram Pattern:		Gas

Surrogates	Control Limits %	% Recovery
Trifluorotoluene	70                      130	119

Analytes reported as N.D. were not present above the stated limit of detection.

**SEQUOIA ANALYTICAL** - ELAP #1210

  
Peggy Penner  
Project Manager





Blaine Tech Services 1680 Rogers Avenue San Jose, CA 95112	Client Proj. ID: Chevron 9-4816/970331-Z1 Sample Descript: C-4 Matrix: LIQUID Analysis Method: 8015Mod/8020 Lab Number: 9704054-04	Sampled: 03/31/97 Received: 04/01/97 Analyzed: 04/07/97 Reported: 04/11/97
--	--	---


QC Batch Number: GC040797BTEX21A  
Instrument ID: GCHP21

**Total Purgeable Petroleum Hydrocarbons (TPPH) with BTEX and MTBE**

Analyte	Detection Limit ug/L	Sample Results ug/L
TPPH as Gas	50	N.D.
Methyl t-Butyl Ether	2.5	N.D.
Benzene	0.50	N.D.
Toluene	0.50	N.D.
Ethyl Benzene	0.50	N.D.
Xylenes (Total)	0.50	N.D.
Chromatogram Pattern:		
<b>Surrogates</b>	<b>Control Limits %</b>	<b>% Recovery</b>
Trifluorotoluene	70                      130	102

Analytes reported as N.D. were not present above the stated limit of detection.

SEQUOIA ANALYTICAL - ELAP #1210

  
Peggy Penner  
Project Manager







Blaine Tech Services 1680 Rogers Avenue San Jose, CA 95112	Client Proj. ID: Chevron 9-4816/970331-Z1 Sample Descript: C-5 Matrix: LIQUID Analysis Method: 8015Mod/8020 Lab Number: 9704054-05	Sampled: 03/31/97 Received: 04/01/97 Analyzed: 04/08/97 Reported: 04/11/97
--	--	---

QC Batch Number: GC040897BTEX02A  
Instrument ID: GCHP2

**Total Purgeable Petroleum Hydrocarbons (TPPH) with BTEX and MTBE**

Analyte	Detection Limit ug/L	Sample Results ug/L
TPPH as Gas	100	290
Methyl t-Butyl Ether	5.0	N.D.
Benzene	1.0	2.3
Toluene	1.0	N.D.
Ethyl Benzene	1.0	N.D.
Xylenes (Total)	1.0	3.7
Chromatogram Pattern:		Gas

Surrogates	Control Limits %	% Recovery
Trifluorotoluene	70 130	80

Analytes reported as N.D. were not present above the stated limit of detection.

**SEQUOIA ANALYTICAL** - ELAP #1210

  
Peggy Penner  
Project Manager





Blaine Tech Services 1680 Rogers Avenue San Jose, CA 95112	Client Proj. ID: Chevron 9-4816/970331-Z1 Sample Descript: C-6 Matrix: LIQUID Analysis Method: 8015Mod/8020 Lab Number: 9704054-06	Sampled: 03/31/97 Received: 04/01/97 Analyzed: 04/07/97 Reported: 04/11/97
--	--	---


QC Batch Number: GC040797BTEX21A  
Instrument ID: GCHP21

**Total Purgeable Petroleum Hydrocarbons (TPPH) with BTEX and MTBE**

Analyte	Detection Limit ug/L	Sample Results ug/L
TPPH as Gas	50	N.D.
Methyl t-Butyl Ether	2.5	N.D.
Benzene	0.50	N.D.
Toluene	0.50	N.D.
Ethyl Benzene	0.50	N.D.
Xylenes (Total)	0.50	N.D.
Chromatogram Pattern:		
<b>Surrogates</b>	<b>Control Limits %</b>	<b>% Recovery</b>
Trifluorotoluene	70                      130	106

Analytes reported as N.D. were not present above the stated limit of detection.

**SEQUOIA ANALYTICAL** - ELAP #1210

  
Peggy Penner  
Project Manager





Blaine Tech Services  
1680 Rogers Avenue  
San Jose, CA 95112

Client Proj. ID: Chevron 9-4816/970331-Z1  
Sample Descript: C-7  
Matrix: LIQUID  
Analysis Method: 8015Mod/8020  
Lab Number: 9704054-07

Sampled: 03/31/97  
Received: 04/01/97  
Analyzed: 04/07/97  
Reported: 04/11/97


QC Batch Number: GC040797BTEX21A  
Instrument ID: GCHP21

**Total Purgeable Petroleum Hydrocarbons (TPPH) with BTEX and MTBE**

Analyte	Detection Limit ug/L	Sample Results ug/L
TPPH as Gas	50	N.D.
Methyl t-Butyl Ether	2.5	N.D.
Benzene	0.50	N.D.
Toluene	0.50	N.D.
Ethyl Benzene	0.50	N.D.
Xylenes (Total)	0.50	N.D.
Chromatogram Pattern:		
<b>Surrogates</b>	<b>Control Limits %</b>	<b>% Recovery</b>
Trifluorotoluene	70 130	99

Analytes reported as N.D. were not present above the stated limit of detection.

**SEQUOIA ANALYTICAL** - ELAP #1210

  
Peggy Penner  
Project Manager





Blaine Tech Services  
1680 Rogers Avenue  
San Jose, CA 95112

Client Proj. ID: Chevron 9-4816/970331-Z1  
Sample Descript: C-8  
Matrix: LIQUID  
Analysis Method: 8015Mod/8020  
Lab Number: 9704054-08

Sampled: 03/31/97  
Received: 04/01/97  
Analyzed: 04/07/97  
Reported: 04/11/97

QC Batch Number: GC040797BTEX21A  
Instrument ID: GCHP21

Total Purgeable Petroleum Hydrocarbons (TPPH) with BTEX and MTBE

Analyte	Detection Limit ug/L	Sample Results ug/L
TPPH as Gas	500	5000
Methyl t-Butyl Ether	25	N.D.
Benzene	5.0	9.9
Toluene	5.0	28
Ethyl Benzene	5.0	21
Xylenes (Total)	5.0	440
Chromatogram Pattern:		Gas
Surrogates	Control Limits %	% Recovery
Trifluorotoluene	70 130	93

Analytes reported as N.D. were not present above the stated limit of detection.

SEQUOIA ANALYTICAL - ELAP #1210

Peggy Penner  
Project Manager





Blaine Tech Services  
1680 Rogers Avenue  
San Jose, CA 95112

Client Proj. ID: Chevron 9-4816/970331-Z1  
Sample Descript: C-9  
Matrix: LIQUID  
Analysis Method: 8015Mod/8020  
Lab Number: 9704054-09

Sampled: 03/31/97  
Received: 04/01/97  
Analyzed: 04/07/97  
Reported: 04/11/97

Attention: Fran Thie

QC Batch Number: GC040797BTEX21A  
Instrument ID: GCHP21

**Total Purgeable Petroleum Hydrocarbons (TPPH) with BTEX and MTBE**

Analyte	Detection Limit ug/L	Sample Results ug/L
TPPH as Gas	50	N.D.
Methyl t-Butyl Ether	2.5	N.D.
Benzene	0.50	N.D.
Toluene	0.50	N.D.
Ethyl Benzene	0.50	N.D.
Xylenes (Total)	0.50	N.D.
Chromatogram Pattern:		
<b>Surrogates</b>	<b>Control Limits %</b>	<b>% Recovery</b>
Trifluorotoluene	70 130	98

Analytes reported as N.D. were not present above the stated limit of detection.

**SEQUOIA ANALYTICAL** - ELAP #1210

  
Peggy Penner  
Project Manager





Blaine Tech Services  
1680 Rogers Avenue  
San Jose, CA 95112

Client Proj. ID: Chevron 9-4816/970331-Z1  
Sample Descript: MW-10  
Matrix: LIQUID  
Analysis Method: 8015Mod/8020  
Lab Number: 9704054-10

Sampled: 03/31/97  
Received: 04/01/97  
Analyzed: 04/07/97  
Reported: 04/11/97

Attention: Fran Thie

QC Batch Number: GC040797BTEX21A  
Instrument ID: GCHP21

**Total Purgeable Petroleum Hydrocarbons (TPPH) with BTEX and MTBE**

Analyte	Detection Limit ug/L	Sample Results ug/L
TPPH as Gas	50	N.D.
Methyl t-Butyl Ether	2.5	N.D.
Benzene	0.50	N.D.
Toluene	0.50	N.D.
Ethyl Benzene	0.50	N.D.
Xylenes (Total)	0.50	N.D.
Chromatogram Pattern:		
<b>Surrogates</b>	<b>Control Limits %</b>	<b>% Recovery</b>
Trifluorotoluene	70 130	100

Analytes reported as N.D. were not present above the stated limit of detection.

**SEQUOIA ANALYTICAL - ELAP #1210**

  
Peggy Penner  
Project Manager





Blaine Tech Services 1680 Rogers Avenue San Jose, CA 95112	Client Proj. ID: Chevron 9-4816/970331-Z1 Sample Descript: MW-11 Matrix: LIQUID Analysis Method: 8015Mod/8020 Lab Number: 9704054-11	Sampled: 03/31/97 Received: 04/01/97 Analyzed: 04/07/97 Reported: 04/11/97
--	--	---

QC Batch Number: GC040797BTEX21A  
Instrument ID: GCHP21

**Total Purgeable Petroleum Hydrocarbons (TPPH) with BTEX and MTBE**

Analyte	Detection Limit ug/L	Sample Results ug/L
TPPH as Gas	50	N.D.
Methyl t-Butyl Ether	2.5	N.D.
Benzene	0.50	N.D.
Toluene	0.50	N.D.
Ethyl Benzene	0.50	N.D.
Xylenes (Total)	0.50	N.D.
Chromatogram Pattern:		
<b>Surrogates</b>	<b>Control Limits %</b>	<b>% Recovery</b>
Trifluorotoluene	70                      130	95

Analytes reported as N.D. were not present above the stated limit of detection.

**SEQUOIA ANALYTICAL** - ELAP #1210

Peggy Penner  
Project Manager





Blaine Tech Services	Client Proj. ID: Chevron 9-4816/970331-Z1	Sampled: 03/31/97
1680 Rogers Avenue	Sample Descript: MW-12	Received: 04/01/97
San Jose, CA 95112	Matrix: LIQUID	
	Analysis Method: 8015Mod/8020	Analyzed: 04/08/97
Attention: Fran Thie	Lab Number: 9704054-12	Reported: 04/11/97

QC Batch Number: GC040897BTEX02A  
Instrument ID: GCHP2

**Total Purgeable Petroleum Hydrocarbons (TPPH) with BTEX and MTBE**

Analyte	Detection Limit ug/L	Sample Results ug/L
TPPH as Gas	50	230
Methyl t-Butyl Ether	2.5	N.D.
Benzene	0.50	0.85
Toluene	0.50	N.D.
Ethyl Benzene	0.50	0.99
Xylenes (Total)	0.50	1.4
Chromatogram Pattern:		Gas

Surrogates	Control Limits %	% Recovery
Trifluorotoluene	70 130	97

Analytes reported as N.D. were not present above the stated limit of detection.

SEQUOIA ANALYTICAL - ELAP #1210

Peggy Penner  
Project Manager







Blaine Tech Services  
1680 Rogers Avenue  
San Jose, CA 95112

Client Proj. ID: Chevron 9-4816/970331-Z1  
Sample Descript: CR-1  
Matrix: LIQUID  
Analysis Method: 8015Mod/8020  
Lab Number: 9704054-13

Sampled: 03/31/97  
Received: 04/01/97  
Analyzed: 04/07/97  
Reported: 04/11/97

QC Batch Number: GC040797BTEX21A  
Instrument ID: GCHP21

**Total Purgeable Petroleum Hydrocarbons (TPPH) with BTEX and MTBE**

Analyte	Detection Limit ug/L	Sample Results ug/L
TPPH as Gas	1000	9100
Methyl t-Butyl Ether	50	N.D.
Benzene	10	300
Toluene	10	120
Ethyl Benzene	10	220
Xylenes (Total)	10	1200
Chromatogram Pattern:		Gas
<b>Surrogates</b>	<b>Control Limits %</b>	<b>% Recovery</b>
Trifluorotoluene	70 130	98

Analytes reported as N.D. were not present above the stated limit of detection.

**SEQUOIA ANALYTICAL** - ELAP #1210

  
Peggy Penner  
Project Manager





Blaine Tech Services  
1680 Rogers Avenue  
San Jose, CA 95112

Client Proj. ID: Chevron 9-4816/970331-Z1  
Sample Descript: TB  
Matrix: LIQUID  
Analysis Method: 8015Mod/8020  
Lab Number: 9704054-14

Sampled: 03/31/97  
Received: 04/01/97  
Analyzed: 04/07/97  
Reported: 04/11/97

Attention: Fran Thie

QC Batch Number: GC040797BTEX21A  
Instrument ID: GCHP21

**Total Purgeable Petroleum Hydrocarbons (TPPH) with BTEX and MTBE**

Analyte	Detection Limit ug/L	Sample Results ug/L
TPPH as Gas	50	N.D.
Methyl t-Butyl Ether	2.5	N.D.
Benzene	0.50	N.D.
Toluene	0.50	N.D.
Ethyl Benzene	0.50	N.D.
Xylenes (Total)	0.50	N.D.
Chromatogram Pattern:		
<b>Surrogates</b>	<b>Control Limits %</b>	<b>% Recovery</b>
Trifluorotoluene	70 130	91

Analytes reported as N.D. were not present above the stated limit of detection.

SEQUOIA ANALYTICAL - ELAP #1210

Peggy Penner  
Project Manager





Sequoia  
Analytical

680 Chesapeake Drive  
404 N. Wiget Lane  
819 Striker Avenue, Suite 8

Redwood City, CA 94063  
Walnut Creek, CA 94598  
Sacramento, CA 95834

(415) 364-9600  
(510) 988-9600  
(916) 921-9600

FAX (415) 364-9233  
FAX (510) 988-9673  
FAX (916) 921-0100

Blaine Tech Services  
1680 Rogers Avenue  
San Jose, CA 95112  
Attention: Fran Thie

Client Proj. ID: Chevron 9-4816/970331-Z1

Received: 04/01/97

Lab Proj. ID: 9704054

Reported: 04/11/97

### LABORATORY NARRATIVE

In order to properly interpret this report, it must be reproduced in its entirety. This report contains a total of 17 pages including the laboratory narrative, sample results, quality control, and related documents as required (cover page, COC, raw data, etc.).

TPPH Note: Sample 9704054-03 was diluted 20-fold.  
Sample 9704054-05 was diluted 2-fold.  
Sample 9704054-08 was diluted 10-fold.  
Sample 9704054-13 was diluted 20-fold.

SEQUOIA ANALYTICAL

Peggy Penner  
Project Manager





Blaine Tech Services, Inc.  
1680 Rogers Avenue  
San Jose, CA 95112  
Attention: Fran Thle

Client Project ID: Chevron 9-4816/970331-Z1  
Matrix: Liquid

Work Order #: 9704054 -01, -05, -12

Reported: Apr 14, 1997

**QUALITY CONTROL DATA REPORT**

Analyte:	Benzene	Toluene	Ethyl Benzene	Xylenes	Gas
QC Batch#:	GC040897BTEX02A	GC040897BTEX02A	GC040897BTEX02A	GC040897BTEX02A	GC040897BTEX02A
Analy. Method:	EPA 8020	EPA 8020	EPA 8020	EPA 8020	EPA 8015M
Prep. Method:	EPA 5030	EPA 5030	EPA 5030	EPA 5030	EPA 5030

Analyst:	A. Miraftab	A. Miraftab	A. Miraftab	A. Miraftab	A. Miraftab
MS/MSD #:	9703F1404	9703F1404	9703F1404	9703F1404	9703F1404
Sample Conc.:	N.D.	N.D.	N.D.	N.D.	N.D.
Prepared Date:	4/8/97	4/8/97	4/8/97	4/8/97	4/8/97
Analyzed Date:	4/8/97	4/8/97	4/8/97	4/8/97	4/8/97
Instrument I.D.#:	GCHP02	GCHP02	GCHP02	GCHP02	GCHP02
Conc. Spiked:	10 µg/L	10 µg/L	10 µg/L	30 µg/L	60 µg/L
Result:	8.8	8.8	8.8	28	64
MS % Recovery:	88	88	88	93	107
Dup. Result:	9.2	9.1	9.2	29	67
MSD % Recov.:	92	91	92	97	112
RPD:	4.4	3.4	4.4	3.5	4.6
RPD Limit:	0-25	0-25	0-25	0-25	0-25

LCS #:	BLK040897	BLK040897	BLK040897	BLK040897	BLK040897
Prepared Date:	4/8/97	4/8/97	4/8/97	4/8/97	4/8/97
Analyzed Date:	4/8/97	4/8/97	4/8/97	4/8/97	4/8/97
Instrument I.D.#:	GCHP02	GCHP02	GCHP02	GCHP02	GCHP02
Conc. Spiked:	10 µg/L	10 µg/L	10 µg/L	30 µg/L	60 µg/L
LCS Result:	8.0	8.0	8.2	25	64
LCS % Recov.:	80	80	82	83	107

MS/MSD	60-140	60-140	60-140	60-140	60-140
LCS	70-130	70-130	70-130	70-130	70-130
Control Limits					

**SEQUOIA ANALYTICAL**

Peggy Penner  
Project Manager

**Please Note:**

The LCS is a control sample of known, interferent-free matrix that is analyzed using the same reagents, preparation, and analytical methods employed for the samples. The matrix spike is an aliquot of sample fortified with known quantities of specific compounds and subjected to the entire analytical procedure. If the recovery of analytes from the matrix spike does not fall within specified control limits due to matrix interference, the LCS recovery is to be used to validate the batch.

\*\* MS=Matrix Spike, MSD=MS Duplicate, RPD=Relative % Difference

9704054.BLA <1>





Blaine Tech Services, Inc.  
1680 Rogers Avenue  
San Jose, CA 95112  
Attention: Fran Thie

Client Project ID: Chevron 9-4816/970331-Z1  
Matrix: Liquid

Work Order #: 9704054-02-04, -06-11, -13-14

Reported: Apr 14, 1997

**QUALITY CONTROL DATA REPORT**

Analyte:	Benzene	Toluene	Ethyl Benzene	Xylenes	Gas
QC Batch#:	GC040797BTEX21A	GC040797BTEX21A	GC040797BTEX21A	GC040797BTEX21A	GC040797BTEX21A
Analy. Method:	EPA 8020	EPA 8020	EPA 8020	EPA 8020	EPA 8015M
Prep. Method:	EPA 5030	EPA 5030	EPA 5030	EPA 5030	EPA 5030

Analyst:	D. Jirsa	D. Jirsa	D. Jirsa	D. Jirsa	D. Jirsa
MS/MSD #:	9703E5404	9703E5404	9703E5404	9703E5404	9703E5404
Sample Conc.:	N.D.	N.D.	N.D.	N.D.	N.D.
Prepared Date:	4/7/97	4/7/97	4/7/97	4/7/97	4/7/97
Analyzed Date:	4/7/97	4/7/97	4/7/97	4/7/97	4/7/97
Instrument I.D.#:	GCHP21	GCHP21	GCHP21	GCHP21	GCHP21
Conc. Spiked:	10 µg/L	10 µg/L	10 µg/L	30 µg/L	60 µg/L
Result:	9.6	9.7	9.8	29	59
MS % Recovery:	96	97	98	97	98
Dup. Result:	9.4	10	10	31	63
MSD % Recov.:	94	100	100	103	105
RPD:	2.1	3.0	2.0	6.7	6.6
RPD Limit:	0-25	0-25	0-25	0-25	0-25

LCS #:	BLK040797	BLK040797	BLK040797	BLK040797	BLK040797
Prepared Date:	4/7/97	4/7/97	4/7/97	4/7/97	4/7/97
Analyzed Date:	4/7/97	4/7/97	4/7/97	4/7/97	4/7/97
Instrument I.D.#:	GCHP21	GCHP21	GCHP21	GCHP21	GCHP21
Conc. Spiked:	10 µg/L	10 µg/L	10 µg/L	30 µg/L	60 µg/L
LCS Result:	9.7	9.8	10	30	61
LCS % Recov.:	97	98	100	100	102

MS/MSD	60-140	60-140	60-140	60-140	60-140
LCS	70-130	70-130	70-130	70-130	70-130
Control Limits					

SEQUOIA ANALYTICAL

Peggy Penner  
Project Manager

**Please Note:**

The LCS is a control sample of known, interferent-free matrix that is analyzed using the same reagents, preparation, and analytical methods employed for the samples. The matrix spike is an aliquot of sample fortified with known quantities of specific compounds and subjected to the entire analytical procedure. If the recovery of analytes from the matrix spike does not fall within specified control limits due to matrix interference, the LCS recovery is to be used to validate the batch.

\*\* MS=Matrix Spike, MSD=MS Duplicate, RPD=Relative % Difference

9704054.BLA <2>



Fax copy of Lab Report and COC to Chevron Contact:  Yes  No

# Chain-of-Custody-Record

Chevron U.S.A. Inc. P.O. BOX 5004 San Ramon, CA 94583 FAX (415)842-9591	Chevron Facility Number <u>9-4816</u>	Chevron Contact (Name) <u>Phil Briggs</u>
	Facility Address <u>301 14th St., Oakland, CA</u>	(Phone) <u>(510) 842-9136</u>
	Consultant Project Number <u>910331-21</u>	Laboratory Name <u>Sequoia</u>
	Consultant Name <u>Blaine Tech Services, Inc.</u>	Laboratory Release Number <u>9034687</u>
	Address <u>1680 Rogers Ave., San Jose, CA 95112</u>	Samples Collected by (Name) <u>BRETT BLEAU</u>
Project Contact (Name) <u>Fran Thie</u>	Collection Date <u>3-31-97</u>	Signature <u>Brett Bleau</u>
	(Phone) <u>(408) 573-0555 (Fax Number) (408) 573-7771</u>	

Sample Number	Lab Sample Number	Number of Containers	Matrix S = Soil W = Water A = Air C = Charcoal	Type C = Grab C = Composite D = Discrete	Time	Sample Preservation	Iced (Yes or No)	Analyses To Be Performed											DO NOT BILL FOR TB-LB  9704054 Remarks
								BTEX + TPH GAS + MTBE (8020 + 8015)	TPH Diesel (8015)	Oil and Greases (5520)	Purgeable Halocarbons (8010)	Purgeable Aromatics (8020)	Purgeable Organics (8240)	Extractable Organics (8270)	Metals Cd, Cr, Pb, Zn, Ni (ICAP or AA)				
C-1	01	3	E		1205		"	X											
C-2	02	3	"		1145		"	X											
C-3	03	3	"		1240		"	X											
C-4	04	3	"		1115		"	X											
C-5	05	3	"		1135		"	X											MR 1 12 16
C-6	06	3	"		1010		"	X											
C-7	07	3	"		1045		"	X											
C-8	08	3	"		1225		"	X											
C-9	09	3	"		1025		"	X											
MW-10	10	3	"		950		"	X											
MW-11	11	3	"		1100		"	X											
MW-12	12	3	"		1125		"	X											
CR-1	13	3	"		1300		"	X											
TB	14	2	"		-		"	X											

Relinquished By (Signature) <u>B. Bleau</u>	Organization <u>BTS</u>	Date/Time <u>4/1/97</u>	Received By (Signature) <u>[Signature]</u>	Organization <u>SSQ</u>	Date/Time <u>4/1/97</u>	Turn Around Time (Circle Choice) 24 Hrs. 48 Hrs. 5 Days 10 Days <u>As Contracted</u>
Relinquished By (Signature) <u>[Signature]</u>	Organization <u>SSQ</u>	Date/Time <u>4/1/97</u>	Received By (Signature) <u>[Signature]</u>	Organization <u>SSQ</u>	Date/Time <u>4/1/97</u>	
Relinquished By (Signature) <u>[Signature]</u>	Organization <u>[Blank]</u>	Date/Time <u>[Blank]</u>	Received For Laboratory By (Signature) <u>[Signature]</u>	Date/Time <u>4-1-97</u>	<u>1216</u>	

# **Field Data Sheets**





# CHEV. WELLS MONITORING DATA SHEET

Project #: 970991-2	Station #: 9-4816
Sampler: BB	Date: 3-31
Well I.D.: C-1	Well Diameter: <u>2</u> 3 4 6 8
Total Well Depth: 18.75	Depth to Water: 31.18
Depth to Free Product:	Thickness of Free Product (feet):
Referenced to: <u>PVC</u> Grade	D.O. Meter (if req'd): YSI HACH

Well Diameter	Multplier	Well Diameter	Multplier
2"	0.16	5"	1.02
3"	0.37	6"	1.47
4"	0.65	Other	radius <sup>2</sup> * 0.163

Purge Method:  Bailer      Sampling Method:  Bailer  
 Disposable Bailer x       Disposable Bailer x  
 Middleburg       Extraction Port  
 Electric Submersible      Other: \_\_\_\_\_  
 Extraction Pump

2.0	X	3	=	6.0	Gals.
1 Case Volume (Gals.)		Specified Volumes		Calculated Volume	

Time	Temp (°F)	pH	Cond.	Gals. Removed	Observations
1153	66.4	7.4	400	2	ODOR
1156	66.0	7.3	380	4	"
1159	65.8	7.3	360	6.0	"

Did well dewater? Yes  No Gallons actually evacuated: 6.0

Sampling Time: 1205      Sampling Date: 3-31

Sample I.D.: C-1      Laboratory: Sequoia GTEL N. Creek Assoc. Labs

Analyzed for: TPH-G BTEX MTBE TPH-D Other:

Duplicate I.D.:      Analyzed for: TPH-G BTEX MTBE TPH-D Other:

D.O. (if req'd):	Pre-purge:	mg/L	Post-purge:	mg/L
O.R.P. (if req'd):	Pre-purge:	mV	Post-purge:	mV

# CHEV. ON WELL MONITORING DATA SHEET

Project #: 910221-21	Station #: 7-4816
Sampler: BB	Date: 3-31
Well I.D.: # C-2	Well Diameter: (2) 3 4 6 8
Total Well Depth: 29.10	Depth to Water: 19.37
Depth to Free Product:	Thickness of Free Product (feet):
Referenced to: PVC Grade	D.O. Meter (if req'd): YSI HACH

Well Diameter	Multiplier	Well Diameter	Multiplier
2"	0.16	5"	1.02
3"	0.37	6"	1.47
4"	0.65	Other	radius <sup>2</sup> * 0.163

Purge Method:  Bailer      Sampling Method:  Bailer

Disposable Bailer x       Disposable Bailer x

Middleburg       Extraction Port

Electric Submersible      Other: \_\_\_\_\_

Extraction Pump

Other: \_\_\_\_\_

1.6	X	3	=	4.8	Gals.
1 Case Volume (Gals.)		Specified Volumes		Calculated Volume	

Time	Temp (°F)	pH	Cond.	Gals. Removed	Observations
1139	66.2	7.3	920	1.75	ODOR
1141	65.8	7.2	860	3.5	"
1143	65.6	7.2	840	5.0	"

Did well dewater?    Yes     No    Gallons actually evacuated: 5.0

Sampling Time: 1145    Sampling Date: 3-31

Sample I.D.: C-2    Laboratory: Sequoia GTEL N. Creek Assoc. Labs

Analyzed for: TPH-G BTEX MTBE TPH-D Other:

Duplicate I.D.:    Analyzed for: TPH-G BTEX MTBE TPH-D Other:

D.O.: (if req'd):	Pre-purge: _____ mg/L	Post-purge: _____ mg/L
O.R.P. (if req'd):	Pre-purge: _____ mV	Post-purge: _____ mV

# CHEV. WELLS MONITORING DATA SHEET

Project #: 970291-21	Station #: 9-4816
Sampler: BB	Date: 3-31
Well I.D.: C-3	Well Diameter: (2) 3 4 6 8
Total Well Depth: 29.23	Depth to Water: 19.55
Depth to Free Product:	Thickness of Free Product (feet):
Referenced to: (PVC) Grade	D.O. Meter (if req'd): YSI HACH

Well Diameter	Multiplier	Well Diameter	Multiplier
2"	0.16	5"	1.02
3"	0.37	6"	1.47
4"	0.65	Other	radius <sup>2</sup> * 0.163

Purge Method: Bailer      Sampling Method: Bailer  
 Disposable Bailer x      Disposable Bailer x  
 Middleburg      Extraction Port  
 Electric Submersible      Other: \_\_\_\_\_  
 Extraction Pump

$$\frac{1.5}{1 \text{ Case Volume (Gals.)}} \times \frac{3}{\text{Specified Volumes}} = \frac{4.5}{\text{Calculated Volume}} \text{ Gals.}$$

Time	Temp (°F)	pH	Cond.	Gals. Removed	Observations
1232	65.4	7.3	840	1.5	ODOR
1234	64.8	7.2	790	3.0	"
1236	64.2	7.2	780	4.5	"

Did well dewater? Yes  No  Gallons actually evacuated: 4.5

Sampling Time: 1240      Sampling Date: 3-31

Sample I.D.: C-3      Laboratory: Sequoia GTEL N. Creek Assoc. Labs

Analyzed for: TPH-G BTEX MTBE TPH-D Other:

Duplicate I.D.:      Analyzed for: TPH-G BTEX MTBE TPH-D Other:

D.O. (if req'd):	Pre-purge:	mg/L	Post-purge:	mg/L
	Pre-purge:	mV	Post-purge:	mV

# CHEV. ON WELL MONITORING DATA SHEET

Project #: 910331-21	Station #: 9-4816
Sampler: 88	Date: 3-31
Well I.D.: C-4	Well Diameter: (2) 3 4 6 8 _____
Total Well Depth: 30.24	Depth to Water: 19.70
Depth to Free Product: _____	Thickness of Free Product (feet): _____
Referenced to: (PVC) Grade	D.O. Meter (if req'd): YSI HACH

Well Diameter	Multiplier	Well Diameter	Multiplier
2"	0.16	5"	1.02
3"	0.37	6"	1.47
4"	0.65	Other	radius <sup>2</sup> * 0.163

Purge Method: Bailer Disposable Bailer x Middleburg Electric Submersible Extraction Pump Other: _____	Sampling Method: Bailer Disposable Bailer * Extraction Port Other: _____
--	---

1.7	X	3	=	5.1	Gals.
1 Case Volume (Gals.)		Specified Volumes		Calculated Volume	

Time	Temp (°F)	pH	Cond.	Gals. Removed	Observations
1105	64.2	<del>7.0</del> 7.0	620	1.75	
1107	63.4	<del>6.8</del> 6.8	620	3.50	
1110	63.0	<del>6.8</del> 6.8	600	5.25	

Did well dewater? Yes  No  Gallons actually evacuated: 5.25

Sampling Time: 1115 Sampling Date: 3-31

Sample I.D.: C-4 Laboratory: (Sequon) GTEL N. Creek Assoc. Labs

Analyzed for: TPH-G BTEX MTBE TPH-D Other: \_\_\_\_\_

Duplicate I.D.: \_\_\_\_\_ Analyzed for: TPH-G BTEX MTBE TPH-D Other: \_\_\_\_\_

D.O. (if req'd):	Pre-purge:	mg/L	Post-purge:	mg/L
O.R.P. (if req'd):	Pre-purge:	mV	Post-purge:	mV

# CHEV. WELLS MONITORING DATA SHEET

Project #: 970331-21	Station #: 7-4816
Sampler: BB	Date: 3-31
Well I.D.: C-5	Well Diameter: (2) 3 4 6 8
Total Well Depth: 31.50	Depth to Water: 20.00
Depth to Free Product:	Thickness of Free Product (feet):
Referenced to: (PVC) Grade	D.O. Meter (if req'd): YSI HACH

Well Diameter	Multiplier	Well Diameter	Multiplier
2"	0.16	5"	1.02
3"	0.37	6"	1.47
4"	0.65	Other	radius <sup>2</sup> * 0.163

Purge Method:  Bailor  Disposable Bailor  Middleburg  Electric Submersible Extraction Pump  Other: \_\_\_\_\_

Sampling Method:  Bailor  Disposable Bailor  Extraction Port  Other: \_\_\_\_\_

1.8	X	3	=	5.4	Gals.
1 Case Volume (Gals.)		Specified Volumes		Calculated Volume	

Time	Temp (°F)	pH	Cond.	Gals. Removed	Observations
1129	64.8	7.0	1000	2	YELLOW COLOR / ODOR
1131	64.4	7.0	960	4	" / "
1134	64.0	7.0	940	5.5	" / "

Did well dewater? Yes  No  Gallons actually evacuated: 5.5

Sampling Time: 1135 Sampling Date: 3-31

Sample I.D.: C-5 Laboratory: Sequoia GTEL N. Creek Assoc. Labs

Analyzed for: TPH-G BTEX MTBE TPH-D Other: \_\_\_\_\_

Duplicate I.D.: \_\_\_\_\_ Analyzed for: TPH-G BTEX MTBE TPH-D Other: \_\_\_\_\_

D.O.: (if req'd):	Pre-purge: _____ mg/L	Post-purge: _____ mg/L
O.R.P. (if req'd):	Pre-purge: _____ mV	Post-purge: _____ mV

# CHEV. IN WELL MONITORING DATA SHEET

Project #: T10331-21	Station #: T-4816
Sampler: BB	Date: 3-31
Well I.D.: <del>2 1/2</del> C 4-6	Well Diameter: (2) 3 4 6 8 _____
Total Well Depth: 27.12	Depth to Water: 18.88
Depth to Free Product: _____	Thickness of Free Product (feet): _____
Referenced to: (PVC) Grade	D.O. Meter (if req'd): YSI HACH

Well Diameter	Multiplier	Well Diameter	Multiplier
2"	0.16	5"	1.02
3"	0.37	6"	1.47
4"	0.65	Other	radius <sup>2</sup> * 0.163

Purge Method: Bailer                      Sampling Method: Bailer

Disposable Bailer x                      Disposable Bailer ^

Middleburg                                      Extraction Port

Electric Submersible                      Other: \_\_\_\_\_

Extraction Pump

Other: \_\_\_\_\_

1.6	X	3	=	4.8	Gals.
1 Case Volume (Gals.)		Specified Volumes		Calculated Volume	

Time	Temp (°F)	pH	Cond.	Gals. Removed	Observations
1001	63.0	7.2	300	1.75	
1003	62.4	7.1	270	3.5	
1006	61.8	7.1	270	5.0	

Did well dewater?    Yes    No    Gallons actually evacuated: 5.0

Sampling Time: 1010                      Sampling Date: 3-31

Sample I.D.: C  
M11-6                      Laboratory: (Sequon) GTEL N. Creek Assoc. Labs

Analyzed for: TPH-G BTEX MTBE TPH-D Other: \_\_\_\_\_

Duplicate I.D.: \_\_\_\_\_ Analyzed for: TPH-G BTEX MTBE TPH-D Other: \_\_\_\_\_

D.O.: (if req'd):	Pre-purge:	mg/L	Post-purge:	mg/L
O.R.P. (if req'd):	Pre-purge:	mV	Post-purge:	mV

# CHEV. WELLS MONITORING DATA SHEET

Project #: 970331-21	Station #: 7-48LL
Sampler: 88	Date: 3-31
Well I.D.: c-1	Well Diameter: 2 3 <u>4</u> 6 8
Total Well Depth: 33.10	Depth to Water: 19.44
Depth to Free Product:	Thickness of Free Product (feet):
Referenced to: <u>PVC</u> Grade	D.O. Meter (if req'd): YSI HACH

Well Diameter	Multiplier	Well Diameter	Multiplier
2"	0.16	5"	1.02
3"	0.37	6"	1.47
4"	0.65	Other	radius <sup>2</sup> * 0.163

Purge Method: Bailer	Sampling Method: Bailer
Disposable Bailer <input checked="" type="checkbox"/>	Disposable Bailer <input checked="" type="checkbox"/>
Middleburg	Extraction Port
Electric Submersible	Other: _____
Extraction Pump	
Other: _____	

2.2	X	3	=	6.6	Gals.
1 Case Volume (Gals.)		Specified Volumes		Calculated Volume	

Time	Temp (°F)	pH	Cond.	Gals. Removed	Observations
1032	65.4	7.2	520	2.25	
1035	65.2	7.1	490	4.50	
1038	64.8	7.1	480	6.75	

Did well dewater? Yes <input type="checkbox"/> <u>No</u> <input checked="" type="checkbox"/>	Gallons actually evacuated: 6.75
Sampling Time: 1045	Sampling Date: 3-31
Sample I.D.: c-1	Laboratory: <u>Sequoia</u> GTEL N. Creek Assoc. Labs
Analyzed for: <u>TPH-G BTEX</u> MTBE TPH-D Other:	
Duplicate I.D.:	Analyzed for: TPH-G BTEX MTBE TPH-D Other:
D.O. (if req'd):	Pre-purge: <u>mg/L</u> Post-purge: <u>mg/L</u>
O.R.P. (if req'd):	Pre-purge: <u>mV</u> Post-purge: <u>mV</u>

CHEV. DN WELL MONITORING DATA SHEET

Project #: 970331-21	Station #: 9-4816
Sampler: BB	Date: 3-21
Well I.D.: C-8	Well Diameter: (2) 3 4 6 8 _____
Total Well Depth: 33.64	Depth to Water: 18.90
Depth to Free Product:	Thickness of Free Product (feet):
Referenced to: PVC Grade	D.O. Meter (if req'd): YSI HACH

Well Diameter	Multplier	Well Diameter	Multplier
2"	0.16	5"	1.02
3"	0.37	6"	1.47
4"	0.65	Other	radius <sup>2</sup> * 0.163

Purge Method: Bailer Disposable Bailer Middleburg Electric Submersible Extraction Pump Other: _____	Sampling Method: Bailer Disposable Bailer Extraction Port Other: _____
--	---

2.4	X	3	=	7.2	Gals.
1 Case Volume (Gals.)		Specified Volumes		Calculated Volume	

Time	Temp (°F)	pH	Cond.	Gals. Removed	Observations
1214	64.6	6.9	700	2.5	ODOR
1217	64.0	6.9	680	5.0	"
1221	63.8	7.0	670	7.25	"

Did well dewater? Yes <u>(No)</u>	Gallons actually evacuated: 7.25
Sampling Time: 1225	Sampling Date: 3-21
Sample I.D.: C-8	Laboratory: Sequoia GTEL N. Creek Assoc. Labs
Analyzed for: TPH-G BTEX MTBE TPH-D Other:	
Duplicate I.D.:	Analyzed for: TPH-G BTEX MTBE TPH-D Other:
D.O.: (if req'd):	Pre-purge: _____ mg/L      Post-purge: _____ mg/L
O.R.P. (if req'd):	Pre-purge: _____ mV      Post-purge: _____ mV



# CHEV. DN WELL MONITORING DATA SHEET

Project #: 910351-21	Station #: 9-4816
Sampler: BB	Date: 3-31
Well I.D.: 1.6	Well Diameter: <input checked="" type="radio"/> 2 <input type="radio"/> 3 <input type="radio"/> 4 <input type="radio"/> 6 <input type="radio"/> 8
Total Well Depth: 29.00	Depth to Water: 18.74
Depth to Free Product:	Thickness of Free Product (feet):
Referenced to: <input checked="" type="radio"/> PVC <input type="radio"/> Grade	D.O. Meter (if req'd):    YSI    HACH

Well Diameter	Multiplier	Well Diameter	Multiplier
2"	0.16	5"	1.02
3"	0.37	6"	1.47
4"	0.65	Other	radius <sup>2</sup> * 0.163

Purge Method:                      Bailer                      Sampling Method:                      Bailer

Disposable Bailer \*                      Disposable Bailer \*

Middleburg                                      Extraction Port

Electric Submersible                      Other: \_\_\_\_\_

Extraction Pump

Other: \_\_\_\_\_

1.6	X	3	=	4.8	Gals.
1 Case Volume (Gals.)		Specified Volumes		Calculated Volume	

Time	Temp (°F)	pH	Cond.	Gals. Removed	Observations
1016	63.2	7.1	520	1.75	
1018	62.4	7.0	500	3.50	
1021	61.8	7.0	500	5.0	

Did well dewater?    Yes     No    Gallons actually evacuated: 5.0

Sampling Time: 1025    Sampling Date: 3-31

Sample I.D.: 1A-9    Laboratory:  Sequoia GTEL N. Creek Assoc. Labs

Analyzed for:  TPH-G     BTEX     MTBE     TPH-D    Other:

Duplicate I.D.:    Analyzed for: TPH-G    BTEX    MTBE    TPH-D    Other:

D.O. (if req'd):	Pre-purge:	mg/L	Post-purge:	mg/L
O.R.P. (if req'd):	Pre-purge:	mV	Post-purge:	mV

# CHEMICAL WELL MONITORING DATA SHEET

Project #: 970531-21	Station #: 9-4816
Sampler: 88	Date: 3-31
Well I.D.: mw-10	Well Diameter: <u>2</u> 3 4 6 8
Total Well Depth: 33.90	Depth to Water: 18.70
Depth to Free Product:	Thickness of Free Product (feet):
Referenced to: <u>PVC</u> Grade	D.O. Meter (if req'd): YSI HACH

Well Diameter	Multplier	Well Diameter	Multplier
2"	0.16	5"	1.02
3"	0.37	6"	1.47
4"	0.65	Other	radius <sup>2</sup> * 0.163

Purge Method: <u>Bailer</u> Disposable Bailer ^ Middleburg Electric Submersible Extraction Pump Other: _____	Sampling Method: <u>Bailer</u> Disposable Bailer ^ Extraction Port Other: _____
---	--

2.4	X	3	=	7.2	Gals.
1 Case Volume (Gals.)		Specified Volumes		Calculated Volume	

Time	Temp (°F)	pH	Cond.	Gals. Removed	Observations
939	64.0	7.2	500	2.5	
942	63.8	7.2	500	5.0	
943	63.4	7.2	500	7.25	

Did well dewater? Yes <u>No</u>	Gallons actually evacuated: 7.25
Sampling Time: 950	Sampling Date: 3-31
Sample I.D.: mw-10	Laboratory: <u>Sequoyia</u> GTEL N. Creek Assoc. Labs
Analyzed for: <u>TPH-G BTEX MTBE</u> TPH-D Other:	
Duplicate I.D.:	Analyzed for: TPH-G BTEX MTBE TPH-D Other:
D.O. (if req'd):	Pre-purge: <u>mg/L</u> Post-purge: <u>mg/L</u>
O.R.P. (if req'd):	Pre-purge: <u>mV</u> Post-purge: <u>mV</u>

# CHEV. IN WELL MONITORING DATA SHEET

Project #: 970531-7	Station #: 9-4816
Sampler: 88	Date: 3-31
Well I.D.: mw-11	Well Diameter: (2) 3 4 6 8
Total Well Depth: 28.50	Depth to Water: 19.36
Depth to Free Product:	Thickness of Free Product (feet):
Referenced to: (PVC) Grade	D.O. Meter (if req'd): YSI HACH

Well Diameter	Multplier	Well Diameter	Multplier
2"	0.16	5"	1.02
3"	0.37	6"	1.47
4"	0.65	Other	radius <sup>2</sup> * 0.163

Purge Method: Bailer                      Sampling Method: Bailer  
 Disposable Bailer x                      Disposable Bailer x  
 Middleburg                                      Extraction Port  
 Electric Submersible                      Other: \_\_\_\_\_  
 Extraction Pump

Other: \_\_\_\_\_

1.5	X	3	=	4.5	Gals.
1 Case Volume (Gals.)		Specified Volumes		Calculated Volume	

Time	Temp (°F)	pH	Cond.	Gals. Removed	Observations
1052	62.4	6.8	700	1.5	
1054	62.0	6.8	620	3.0	
1056	61.6	6.8	620	4.5	

Did well dewater?    Yes    No    Gallons actually evacuated: 4.5

Sampling Time: 1100                      Sampling Date: 3-31

Sample I.D.: mw-11                      Laboratory: Sequoia GTEL N. Creek Assoc. Labs

Analyzed for: TPH-G    BTEX    MTBE    TPH-D    Other:

Duplicate I.D.:                      Analyzed for: TPH-G    BTEX    MTBE    TPH-D    Other:

D.O. (if req'd):	Pre-purge:	mg/L	Post-purge:	mg/L
	O.R.P. (if req'd):	Pre-purge:	mV	Post-purge:

# CHEMICAL WELL MONITORING DATA SHEET

Project #: 910331-21	Station #: 9-4816
Sampler: BB	Date: 3-31
Well I.D.: mw-12	Well Diameter: 2 3 <u>4</u> 6 8
Total Well Depth: 26.88	Depth to Water: 19.19
Depth to Free Product:	Thickness of Free Product (feet):
Referenced to: <u>PVC</u> Grade	D.O. Meter (if req'd): YSI HACH

Well Diameter	Multplier	Well Diameter	Multplier
2"	0.16	5"	1.02
3"	0.37	6"	1.47
4"	0.65	Other	radius <sup>2</sup> * 0.163

Purge Method: Bailer      Sampling Method: Bailer  
 Disposable Bailer      Disposable Bailer  
 Middleburg      Extraction Port  
 Electric Submersible x      Other: \_\_\_\_\_  
 Extraction Pump  
 Other: \_\_\_\_\_

5.0	X	3	=	15.0	Gals.
1 Case Volume (Gals.)		Specified Volumes		Calculated Volume	

Time	Temp (°F)	pH	Cond.	Gals. Removed	Observations
1118	63.4	7.0	12.00	5	YELLOW COLOR / SLIGHT ODOR
1120	64.2	7.1	12.00	10	/  "
1122	65.0	7.0	12.00	15	/  "

Did well dewater?    Yes    No    Gallons actually evacuated: 15.0

Sampling Time: 1125    Sampling Date: 3-31

Sample I.D.: mw-12    Laboratory: Sequoia GTEL N. Creek Assoc. Labs

Analyzed for: TPH-G BTEX MTBE TPH-D Other:

Duplicate I.D.:    Analyzed for: TPH-G BTEX MTBE TPH-D Other:

D.O. (if req'd):	Pre-purge:	mg/L	Post-purge:	mg/L
	O.R.P. (if req'd):	Pre-purge:	mV	Post-purge:

# CHEMICAL WELL MONITORING DATA SHEET

Project #: 910331-Z1	Station #: 9-4816
Sampler: BB	Date: 3-31
Well I.D.: CR-1	Well Diameter: 2 3 4 <b>6</b> 8
Total Well Depth: 29.90	Depth to Water: 19.59
Depth to Free Product:	Thickness of Free Product (feet):
Referenced to: <b>PVC</b> Grade	D.O. Meter (if req'd): YSI HACH

Well Diameter	Multiplier	Well Diameter	Multiplier
2"	0.16	5"	1.02
3"	0.37	6"	1.47
4"	0.65	Other	radius <sup>2</sup> * 0.163

Purge Method: Bailer Disposable Bailer Middleburg Electric Submersible X Extraction Pump Other: _____	Sampling Method: Bailer Disposable Bailer X Extraction Port Other: _____
--	---

$$\frac{15.2}{1 \text{ Case Volume (Gals.)}} \times \frac{3}{\text{Specified Volumes}} = \frac{45.6}{\text{Calculated Volume}} \text{ Gals.}$$

Time	Temp (°F)	pH	Cond.	Gals. Removed	Observations
1247	66.8	7.4	560	16	ODOR / YELLOW COLOR
1249	66.0	7.4	520	32	" / "
1251	66.0	7.3	520	46	" / "

Did well dewater? Yes <b>No</b>	Gallons actually evacuated: 46.0
Sampling Time: 1300	Sampling Date: 3-31
Sample I.D.: CR-1	Laboratory: <b>Sequon</b> GTEL N. Creek Assoc. Labs
Analyzed for: TPH-G <b>BTEX</b> MTBE TPH-D Other:	
Duplicate I.D.:	Analyzed for: TPH-G BTEX MTBE TPH-D Other:
D.O.: (if req'd):	Pre-purge: <span style="border: 1px solid black; padding: 2px;">mg/L</span> Post-purge: <span style="border: 1px solid black; padding: 2px;">mg/L</span>
O.R.P. (if req'd):	Pre-purge: <span style="border: 1px solid black; padding: 2px;">mV</span> Post-purge: <span style="border: 1px solid black; padding: 2px;">mV</span>