

ENVIRONMENTAL  
PROTECTION

97 FEB 28 PM 3:48



**Chevron**

February 27, 1997

Ms. Jennifer Eberle  
Alameda County Health Care Services  
Department of Environmental Health  
1131 Harbor Bay Parkway, Suite 250  
Alameda, CA 94502-6577

**Chevron Products Company**  
6001 Bollinger Canyon Road  
Building L  
San Ramon, CA 94583  
P.O. Box 6004  
San Ramon, CA 94583-0904

**Marketing - Sales West**  
Phone 510 842-9500

**Re: Former Chevron Service Station # 9-4816**  
**301 14th Street**  
**Oakland, California**

Dear Ms. Eberle:

Enclosed is a copy of the Fourth Quarter Groundwater Monitoring Report for 1996, prepared by our consultant Blaine Tech Services, Inc. for the above noted site. Ground water samples were collected and analyzed for TPH-g, BTEX and MiBE constituents.

Monitoring wells C-4, C-6, C-7, C-9, C-10, C-11 and C-12 were below method detection limits for all constituents. Wells C-2 and C-5 showed a slight increase in the benzene constituents of 1.3 ppb and 3.0 ppb respectively. In well C-1, the benzene constituent declined slightly to 1.2 ppb. Monitoring wells C-3, C-8 and CR-1 showed an increase in the benzene constituent.


Depth to ground water varied from 11.56 to 20.18 feet below grade with a direction of flow to the North. ?

From the results of this sampling, it appears that natural attenuation is occurring, even though three wells showed an increase in the benzene constituent. Wells C-3 and CR-1 are at the point source of the recovery effort, while C-8 is located off-site on 14th Street and could be impacted by gaso/oils coming off the street.

Terra Vac/Chevron has previously submitted a Final Remediation Status Report and Request for No Further Action Report and we waiting your response to this report. In that report, it was requested that monitoring wells C-4, C-6, C-7, C-8, C-9, MW-10, and MW-11 be monitored annually, and wells C-1 and C-2 be monitored quarterly. If that procedure is not acceptable, then we would request that the monitoring sequence outlined in the last quarterly report be implemented.

If you have any questions or comments, call me at (510) 842-9136.

Sincerely,  
CHEVRON PRODUCTS COMPANY

  
Philip R. Briggs  
Site Assessment and Remediation Project Manager


Enclosure

Ms. Jennifer Eberle  
February 27, 1997  
Former Chevron Service Station # 9-4816  
Page 2

cc. Ms. Bette Owen, Chevron

Mr. J. N. Robbins, Chevron

Ms. Beth D. Castleberry  
Gray, Cary, ware & Freidenrich  
400 Hamilton Avenue  
Palo Alto, CA 94301-1825



1680 ROGERS AVENUE  
SAN JOSE, CALIFORNIA 95122  
(408) 573-7771 FAX  
(408) 573-0555 PHONE

ENVIRONMENTAL  
PROTECTION  
97 FEB 28 PM 3:48

January 14, 1997

Phil Briggs  
Chevron U.S.A. Products Company  
P.O. Box 5004  
San Ramon, CA 94583-0804

#### 4th Quarter 1996 Monitoring at 9-4816

Fourth Quarter 1996 Groundwater Monitoring at  
Chevron Service Station Number 9-4816  
301 14th Street  
Oakland, CA

Monitoring Performed on December 12, 1996

---

#### Groundwater Sampling Report 961212-J-2

This report covers the routine quarterly monitoring of groundwater wells at this Chevron facility. Blaine Tech Services, Inc.'s work at the site includes inspection, gauging, evacuation, purgewater containment, sample collection and sample handling in accordance with standard procedures that conform to Regional Water Quality Control Board requirements.

Routine field data collection includes depth to water, total well depth, thickness of any separate immiscible layer, water column volume, calculated volume of a three-case volume purge, elapsed evacuation time, total volume of water removed, and standard water parameter instrument readings. Sample material is collected, contained, stored, and transported to the laboratory in conformance with EPA standards. Purgewater is, likewise, collected and transported to McKittrick Waste Treatment Site for disposal.


Basic field information is presented alongside analytical values excerpted from the laboratory report in the cumulative table of **WELL DATA AND ANALYTICAL RESULTS**. The full analytical report for the most recent samples is located in the **Analytical Appendix**. The table also contains new groundwater elevation calculations taken from the computer plotted gradient map which is located in the **Professional Engineering Appendix**.

At a minimum, Blaine Tech Services, Inc. field personnel are certified upon completion of a forty-hour Hazardous Materials and Emergency Response training course per 29 CFR 1910.120. Field personnel are also enrolled in annual eight hour refresher courses.

Blaine Tech Services, Inc. conducts sampling and documentation assignments of this type as an independent third party. In order to avoid compromising the objectivity necessary for the proper and disinterested performance of this work, Blaine Tech Services, Inc. concentrates on objective data collection and does not participate in the interpretation of analytical results, the definition of geological or hydrological conditions, the formulation of recommendations, or the marketing of remedial systems.

Please call if you have any questions.

Yours truly,

A handwritten signature in cursive script that reads "James Keller". The signature is written in black ink and is positioned above the printed name and title.

James Keller  
Vice President

JPK/cg

attachments: Professional Engineering Appendix  
Cumulative Table of Well Data and Analytical Results  
Analytical Appendix  
Field Data Sheets

# **Professional Engineering Appendix**

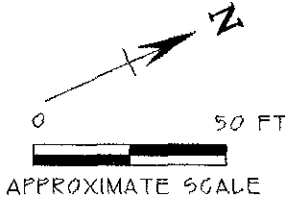
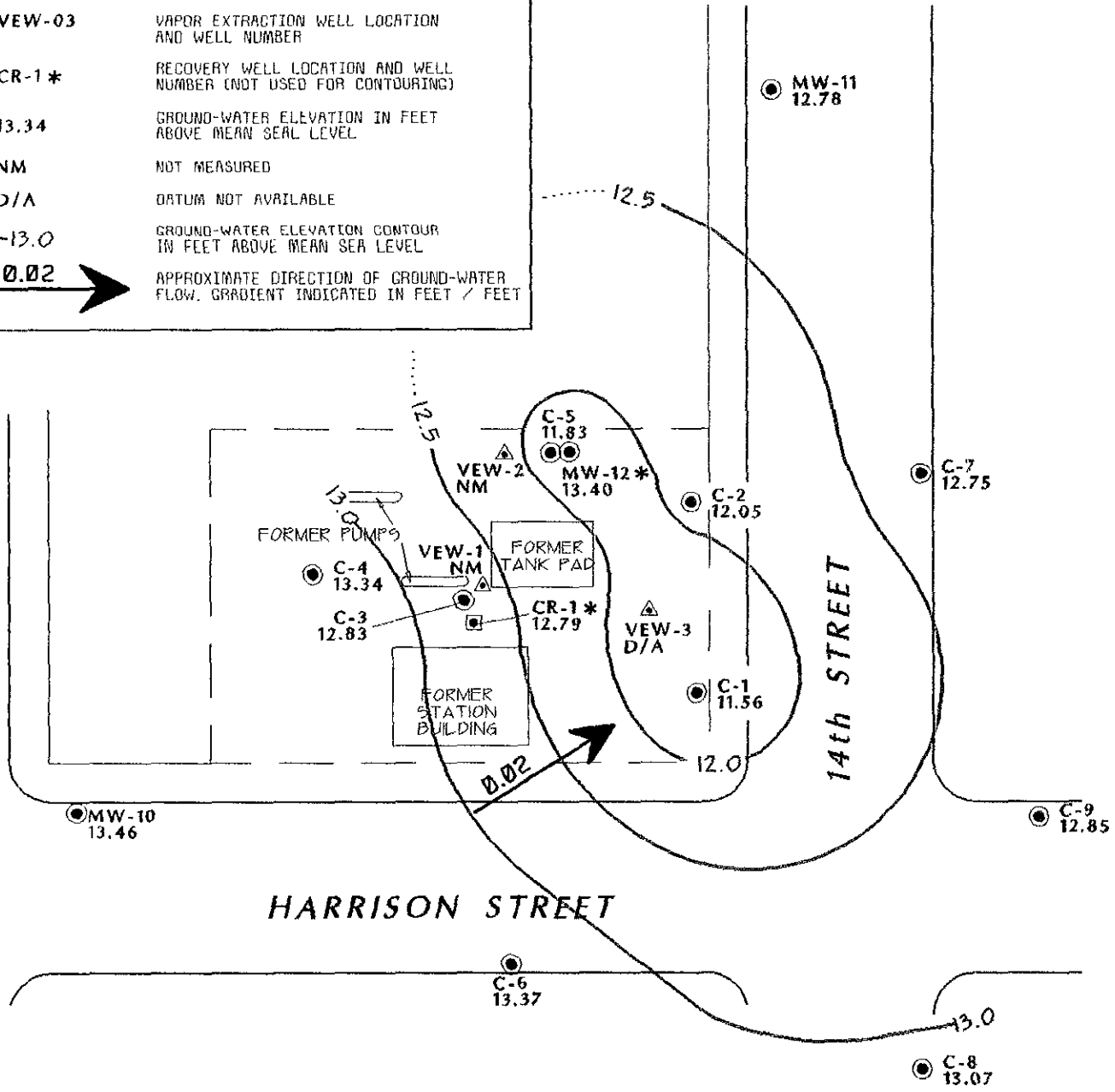
**EXPLANATION**

- C4 MONITORING WELL LOCATION AND WELL NUMBER
- ▲ VEW-03 VAPOR EXTRACTION WELL LOCATION AND WELL NUMBER
- CR-1\* RECOVERY WELL LOCATION AND WELL NUMBER (NOT USED FOR CONTOURING)
- 13.34 GROUND-WATER ELEVATION IN FEET ABOVE MEAN SEAL LEVEL
- NM NOT MEASURED
- D/A DATUM NOT AVAILABLE
- 13.0 GROUND-WATER ELEVATION CONTOUR IN FEET ABOVE MEAN SEA LEVEL
- 0.02 → APPROXIMATE DIRECTION OF GROUND-WATER FLOW. GRADIENT INDICATED IN FEET / FEET

13th STREET

14th STREET


HARRISON STREET



TITLE : GROUND-WATER ELEVATION CONTOUR MAP - DECEMBER 12, 1996

LOCATION : CHEVRON SERVICE STATION 9-4816 301 14th STREET, OAKLAND, CALIFORNIA

SOURCE : CAMBRIA ENVIRONMENTAL TECHNOLOGY, INC.



**GEOCONSULTANTS, INC**  
 SAN JOSE, CALIFORNIA  
 Project No. 0758-09

DRAWING NO. CHEVRON\CH-94816\W121296

# **Table of Well Data and Analytical Results**

## Cumulative Table of Well Data and Analytical Results

Vertical Measurements are in feet.				Volumetric Measurements are in gallons.				Analytical results are in parts per billion (ppb)					
DATE	Well Head Elev.	Ground Water Elev.	Depth To Water	SPH Thickness	SPH Removed	Total SPH Removed	Notes	TPH-Gasoline	Benzene	Toluene	Ethyl-Benzene	Xylene	MTBE
<b>C-1</b>													
06/13/90	30.82	8.85	21.97	--	--	--	--	26,000	2800	5100	400	2600	--
10/30/90	30.82	9.10	21.72	--	--	--	--	67,000	6700	8700	900	5000	--
01/04/91	30.82	8.98	21.84	--	--	--	--	--	--	--	--	--	--
01/07/91	30.82	8.87	21.95	--	--	--	--	100,000	12,000	20,000	1600	11,000	--
01/11/91	30.82	8.83	21.99	--	--	--	--	--	--	--	--	--	--
02/15/91	30.82	8.70	22.12	--	--	--	--	--	--	--	--	--	--
05/02/91	30.82	8.76	22.06	--	--	--	--	59,000	5600	7700	700	5200	--
05/30/91	30.82	8.78	22.04	--	--	--	--	--	--	--	--	--	--
06/13/91	30.82	9.02	21.80	--	--	--	--	--	--	--	--	--	--
07/12/91	30.82	8.81	22.01	--	--	--	--	--	--	--	--	--	--
08/07/91	30.82	--	--	--	--	--	--	7900	2000	150	240	330	--
09/24/91	30.82	--	--	--	--	--	--	--	--	--	--	--	--
10/18/91	30.87	8.45	22.42	--	--	--	--	--	--	--	--	--	--
11/05/91	30.87	8.51	22.36	--	--	--	--	8700	1500	1200	150	580	--
01/06/92	30.87	8.53	22.34	--	--	--	--	--	--	--	--	--	--
01/16/92	30.87	8.61	22.28	0.03	--	--	--	--	--	--	--	--	--
01/22/92	30.87	8.51	22.43	0.09	--	--	--	--	--	--	--	--	--
01/28/92	30.87	8.61	22.28	0.02	--	--	--	--	--	--	--	--	--
02/04/92	30.87	8.64	22.24	0.01	--	--	--	--	--	--	--	--	--
02/14/92	30.87	8.71	22.16	--	--	--	Sheen	--	--	--	--	--	--
02/21/92	30.87	8.80	22.07	--	--	--	Sheen	--	--	--	--	--	--
02/25/92	30.87	8.92	21.95	--	--	--	Sheen	--	--	--	--	--	--
03/06/92	30.87	9.02	21.85	--	--	--	--	--	--	--	--	--	--
03/19/92	30.87	10.33	20.54	--	--	--	--	--	--	--	--	--	--
05/06/92	30.87	9.48	21.39	--	--	--	Sheen	--	--	--	--	--	--
08/31/92	30.87	9.36	21.51	--	--	--	Sheen	--	--	--	--	--	--
12/01/92	30.87	8.99	21.88	--	--	--	Sheen	--	--	--	--	--	--
03/15/93	32.81	11.91	20.90	--	--	--	--	130,000	8900	13,000	1800	11,000	--
06/08/93	32.81	13.35	19.46	--	--	--	--	23,000	2300	2900	540	3300	--
09/07/93	32.81	12.98	19.83	--	--	--	--	14,000	1300	2100	340	2800	--
03/09/94	32.81	12.71	20.10	--	--	--	--	37,000	2700	3400	930	5900	--
06/17/94	32.81	12.79	20.02	--	--	--	--	24,000	2200	2300	520	3800	--
09/13/94	32.81	11.78	21.03	--	--	--	--	15,000	710	550	330	2000	--
09/26/94	32.81	11.84	20.97	--	--	--	--	--	--	--	--	--	--
11/29/94	32.81	12.39	20.42	--	--	--	--	50,000	3100	5400	1300	7000	--

CONTINUED ON NEXT PAGE



## Cumulative Table of Well Data and Analytical Results

Vertical Measurements are in feet.			Volumetric Measurements are in gallons.				Analytical results are in parts per billion (ppb)						
DATE	Well Head Elev.	Ground Water Elev.	Depth To Water	SPH Thickness	SPH Removed	Total SPH Removed	Notes	TPH-Gasoline	Benzene	Toluene	Ethyl-Benzene	Xylene	MTBE
<b>C-1 (CONT'D)</b>													
03/29/95	32.81	13.91	18.90	--	--	--	--	43,000	2100	3300	880	5200	--
06/19/95	32.81	14.45	18.36	--	--	--	--	26,000	2000	2000	800	2600	--
09/28/95	32.81	13.79	19.02	--	--	--	--	16,000	470	460	330	1300	--
12/27/95	32.81	12.53	20.28	--	--	--	--	8600	28	39	91	1400	<125
03/26/96	32.81	11.56	21.25	--	--	--	--	960	<2.5	<2.5	<2.5	84	<12
06/20/96	32.81	12.53	20.28	--	--	--	--	370	1.1	<1.0	<1.0	8.2	<5.0
09/30/96	32.81	13.37	19.44	--	--	--	--	340	1.7	<0.5	1.2	1.7	<2.5
12/12/96	32.81	11.56	21.25	--	--	--	--	330	1.2	<0.5	0.68	2.6	<2.5

## Cumulative Table of Well Data and Analytical Results

Vertical Measurements are in feet				Volumetric Measurements are in gallons.				Analytical results are in parts per billion (ppb)					
DATE	Well Head Elev.	Ground Water Elev.	Depth To Water	SPH Thickness	SPH Removed	Total SPH Removed	Notes	TPH-Gasoline	Benzene	Toluene	Ethyl-Benzene	Xylene	MTBE
<b>C-2</b>													
06/13/90	30.91	8.83	22.08	--	--	--	--	15,000	1100	1900	260	1700	--
10/30/90	30.91	9.10	21.81	--	--	--	--	13,000	2800	1900	240	1000	--
01/04/91	30.91	9.01	21.90	--	--	--	--	--	--	--	--	--	--
01/07/91	30.91	8.88	22.03	--	--	--	--	15,000	3400	2500	340	1400	--
01/11/91	30.91	8.78	22.13	--	--	--	--	--	--	--	--	--	--
02/15/91	30.91	8.55	22.36	--	--	--	--	--	--	--	--	--	--
05/02/91	30.91	8.47	22.44	--	--	--	--	19,000	4500	3200	660	2900	--
05/02/91	30.91	8.47	22.44	--	--	--	--	21,000	3200	2200	410	2000	--
05/30/91	30.91	8.47	22.44	--	--	--	--	--	--	--	--	--	--
06/13/91	30.91	--	--	--	--	--	--	--	--	--	--	--	--
07/12/91	30.91	8.35	22.57	0.01	--	--	--	--	--	--	--	--	--
08/07/91	30.91	--	--	0.11	--	--	--	--	--	--	--	--	--
09/24/91	30.91	--	--	--	--	--	--	--	--	--	--	--	--
10/18/91	30.72	8.44	22.34	0.07	--	--	--	--	--	--	--	--	--
11/05/91	30.72	8.49	22.26	0.04	--	--	--	--	--	--	--	--	--
01/06/92	30.72	8.47	22.25	--	--	--	--	--	--	--	--	--	--
01/16/92	30.72	8.57	22.16	0.01	--	--	--	--	--	--	--	--	--
01/22/92	30.72	8.49	22.25	0.02	--	--	--	--	--	--	--	--	--
01/28/92	30.72	8.55	22.18	0.01	--	--	--	--	--	--	--	--	--
02/04/92	30.72	8.58	22.15	0.01	--	--	--	--	--	--	--	--	--
02/14/92	30.72	8.63	22.09	--	--	--	--	--	--	--	--	--	--
02/21/92	30.72	8.66	22.06	--	--	--	Sheen	--	--	--	--	--	--
02/25/92	30.72	8.76	21.96	--	--	--	--	--	--	--	--	--	--
03/06/92	30.72	8.92	21.80	--	--	--	--	--	--	--	--	--	--
03/19/92	30.72	9.60	21.12	--	--	--	--	--	--	--	--	--	--
05/06/92	30.72	9.42	21.30	--	--	--	Sheen	--	--	--	--	--	--
08/31/92	30.72	9.29	21.43	--	--	--	Sheen	--	--	--	--	--	--
12/01/92	30.72	8.98	21.74	--	--	--	Sheen	--	--	--	--	--	--
03/15/93	33.27	12.35	20.92	--	--	--	--	66,000	2200	3900	1300	7300	--
06/08/93	33.27	13.22	20.05	--	--	--	--	23,000	1400	2300	680	4000	--
09/07/93	33.27	12.90	20.37	--	--	--	--	22,000	1900	2000	620	4000	--

CONTINUED ON NEXT PAGE

## Cumulative Table of Well Data and Analytical Results

Vertical Measurements are in feet.			Volumetric Measurements are in gallons.				Analytical results are in parts per billion (ppb)						
DATE	Well Head Elev.	Ground Water Elev.	Depth To Water	SPH Thickness	SPH Removed	Total SPH Removed	Notes	TPH-Gasoline	Benzene	Toluene	Ethyl-Benzene	Xylene	MTBE
<b>C-2 (CONT'D)</b>													
03/09/94	33.27	12.55	20.72	--	--	--	--	25,000	4100	1100	670	3100	--
06/17/94	33.27	12.66	20.61	--	--	--	--	43,000	13,000	2600	1300	5200	--
09/13/94	33.27	11.58	21.69	--	--	--	--	36,000	7700	2500	1100	4800	--
09/26/94	33.27	11.65	21.62	--	--	--	--	--	--	--	--	--	--
11/29/94	33.27	12.15	21.12	--	--	--	--	39,000	6600	3400	880	5000	--
03/29/95	33.27	13.69	19.58	--	--	--	--	77,000	12,000	4100	2000	13,000	--
06/19/95	33.27	14.29	18.98	--	--	--	--	51,000	7900	560	1200	4100	--
09/28/95	33.27	13.73	19.54	--	--	--	--	51,000	8700	990	1500	3700	--
12/27/95	33.27	12.47	20.80	--	--	--	--	5100	130	64	50	380	<50
03/26/96	33.27	12.12	21.15	--	--	--	--	380	2.6	1.5	<1.0	22	<5.0
06/20/96	33.27	12.87	20.40	--	--	--	--	220	2.4	<0.5	<0.5	2.9	<2.5
09/30/96	33.27	13.40	19.87	--	--	--	--	75	0.51	<0.5	<0.5	0.91	<2.5
12/12/96	33.27	12.05	21.22	--	--	--	--	120	1.3	<0.5	0.56	1.7	<2.5

## Cumulative Table of Well Data and Analytical Results

Vertical Measurements are in feet.			Volumetric Measurements are in gallons.				Analytical results are in parts per billion (ppb)						
DATE	Well Head Elev.	Ground Water Elev.	Depth To Water	SPH Thickness	SPH Removed	Total SPH Removed	Notes	TPH-Gasoline	Benzene	Toluene	Ethyl-Benzene	Xylene	MTBE
<b>C-3</b>													
06/13/90	--	--	24.75	3.00	--	--	--	--	--	--	--	--	--
10/30/90	--	--	23.81	2.50	--	--	--	--	--	--	--	--	--
01/04/91	--	--	24.15	2.70	--	--	--	--	--	--	--	--	--
01/07/91	--	--	24.13	2.50	--	--	--	--	--	--	--	--	--
01/11/91	--	--	24.35	2.66	--	--	--	--	--	--	--	--	--
02/15/91	--	--	24.70	2.93	--	--	--	--	--	--	--	--	--
05/02/91	--	--	--	--	--	--	--	--	--	--	--	--	--
05/30/91	--	--	24.08	2.49	--	--	--	--	--	--	--	--	--
06/13/91	--	--	--	--	--	--	--	--	--	--	--	--	--
07/12/91	--	--	--	--	--	--	--	--	--	--	--	--	--
08/07/91	--	--	--	2.64	--	--	--	--	--	--	--	--	--
09/24/91	--	--	--	--	--	--	--	--	--	--	--	--	--
10/18/91	30.79	6.35	24.44	2.50	--	--	--	--	--	--	--	--	--
11/05/91	30.79	--	24.31	2.46	--	--	--	--	--	--	--	--	--
01/06/92	30.79	--	24.25	2.39	--	--	--	--	--	--	--	--	--
01/16/92	30.79	--	24.02	2.39	--	--	--	--	--	--	--	--	--
01/22/92	30.79	--	24.10	2.28	--	--	--	--	--	--	--	--	--
01/28/92	30.79	--	24.06	2.29	--	--	--	--	--	--	--	--	--
02/04/92	30.79	--	24.04	2.31	--	--	--	--	--	--	--	--	--
02/14/92	30.79	--	23.93	2.31	--	--	--	--	--	--	--	--	--
02/21/92	30.79	--	24.61	3.05	--	--	--	--	--	--	--	--	--
02/25/92	30.79	--	23.69	2.23	--	--	--	--	--	--	--	--	--
03/06/92	30.79	--	23.69	2.23	--	--	--	--	--	--	--	--	--
03/19/92	30.79	--	22.98	2.26	--	--	--	--	--	--	--	--	--
05/06/92	30.79	--	22.74	1.93	--	--	--	--	--	--	--	--	--
08/31/92	30.79	--	21.77	1.93	--	--	--	--	--	--	--	--	--
12/01/92	30.79	--	22.63	1.32	--	--	--	--	--	--	--	--	--
03/15/93	33.28	12.52	20.76	--	--	--	--	530,000	69,000	58,000	6000	32,000	--
06/08/93	33.28	13.31	19.97	--	--	--	--	310,000	56,000	58,000	7000	41,000	--
09/07/93	33.28	13.00	20.28	--	--	--	--	160,000	48,000	43,000	3300	24,000	--
09/26/94	33.28	11.66	22.25	0.79	--	--	--	--	--	--	--	--	--
11/29/94	33.28	11.93	22.10	0.94	0.264	0.264	--	--	--	--	--	--	--
12/20/94	33.28	12.48	21.20	0.50	0.300	0.564	--	--	--	--	--	--	--

CONTINUED ON NEXT PAGE

## Cumulative Table of Well Data and Analytical Results

Vertical Measurements are in feet.			Volumetric Measurements are in gallons.				Analytical results are in parts per billion (ppb)						
DATE	Well Head Elev.	Ground Water Elev.	Depth To Water	SPH Thickness	SPH Removed	Total SPH Removed	Notes	TPH-Gasoline	Benzene	Toluene	Ethyl-Benzene	Xylene	MTBE
<b>C-3 (CONTD)</b>													
12/28/94	33.28	12.57	20.95	0.30	0.300	0.564	--	--	--	--	--	--	--
01/03/95	33.28	12.63	20.65	--	--	0.564	--	--	--	--	--	--	--
01/10/95	33.28	12.91	20.50	0.16	0.100	0.664	--	--	--	--	--	--	--
01/17/95	33.28	13.14	20.20	0.07	--	0.664	--	--	--	--	--	--	--
01/23/95	33.28	13.28	20.00	--	--	0.664	--	--	--	--	--	--	--
02/07/95	33.28	13.55	19.73	--	--	0.664	--	--	--	--	--	--	--
02/22/95	33.28	13.78	19.50	--	--	0.664	--	--	--	--	--	--	--
03/07/95	33.28	13.78	19.50	--	--	0.664	--	--	--	--	--	--	--
03/29/95	33.28	12.63	22.46	2.26	0.132	0.796	--	--	--	--	--	--	--
03/30/95	33.28	12.24	21.05	0.01	--	0.796	--	--	--	--	--	--	--
04/10/95	33.28	13.95	19.33	--	--	0.796	--	--	--	--	--	--	--
05/07/95	33.28	14.39	18.91	0.02	0.026	0.822	--	--	--	--	--	--	--
05/09/95	33.28	14.34	18.94	--	--	0.822	--	--	--	--	--	--	--
05/12/95	33.28	14.45	18.83	--	--	0.822	--	--	--	--	--	--	--
05/18/95	33.28	14.70	18.68	0.12	0.158	0.980	--	--	--	--	--	--	--
05/26/95	33.28	13.43	19.85	--	--	0.980	--	--	--	--	--	--	--
06/08/95	33.28	13.46	19.82	--	--	0.980	--	--	--	--	--	--	--
06/16/95	33.28	14.46	18.86	0.05	0.026	1.006	--	--	--	--	--	--	--
06/19/95	33.28	14.48	18.82	0.02	0.010	1.016	--	--	--	--	--	--	--
06/29/95	33.28	14.50	18.78	--	--	1.016	--	--	--	--	--	--	--
07/06/95	33.28	14.71	18.57	--	--	1.016	--	--	--	--	--	--	--
07/12/95	33.28	14.69	18.59	--	--	1.016	--	--	--	--	--	--	--
07/22/95	33.28	14.19	19.09	--	--	1.016	--	--	--	--	--	--	--
07/27/95	33.28	14.14	19.14	--	--	1.016	--	--	--	--	--	--	--
08/02/95	33.28	13.37	19.92	0.01	0.010	1.026	--	--	--	--	--	--	--
09/28/95	33.28	13.81	19.47	--	--	1.026	--	280,000	27,000	36,000	3400	30,000	--
12/27/95	33.28	12.65	20.66	0.04	--	1.026	--	--	--	--	--	--	--
03/26/96	33.28	--	--	--	--	--	Inaccessible	--	--	--	--	--	--
04/01/96	33.28	12.42	20.86	--	--	1.026	--	15,000	28	150	35	1500	<125
06/20/96	33.28	12.42	18.48	--	--	1.026	--	9500	<25	<25	<25	620	<125
09/30/96	33.28	13.48	19.80	--	--	1.026	--	3600	14	39	17	330	27
12/12/96	33.28	12.83	20.45	--	--	1.026	--	15,000	100	160	71	1500	<250

## Cumulative Table of Well Data and Analytical Results

Vertical Measurements are in feet.				Volumetric Measurements are in gallons.				Analytical results are in parts per billion (ppb)					
DATE	Well Head Elev.	Ground Water Elev.	Depth To Water	SPH Thickness	SPH Removed	Total SPH Removed	Notes	TPH-Gasoline	Benzene	Toluene	Ethyl-Benzene	Xylene	MTBE
<b>C-4</b>													
06/13/90	31.42	8.69	22.73	--	--	--	--	440	47	47	3.0	61	--
10/30/90	31.42	8.94	22.48	--	--	--	--	210	72	13	1.0	11	--
01/04/91	31.42	8.78	22.64	--	--	--	--	--	--	--	--	--	--
01/07/91	31.42	8.68	22.74	--	--	--	--	890	100	130	15	88	--
01/11/91	31.42	8.61	22.81	--	--	--	--	--	--	--	--	--	--
02/15/91	31.42	8.87	22.55	--	--	--	--	--	--	--	--	--	--
05/02/91	31.42	8.88	22.54	--	--	--	--	330	140	11	2.0	9.0	--
05/30/91	31.42	8.87	22.55	--	--	--	--	--	--	--	--	--	--
06/13/91	31.42	--	--	--	--	--	--	--	--	--	--	--	--
07/12/91	31.42	--	--	--	--	--	--	--	--	--	--	--	--
08/07/91	31.42	--	--	--	--	--	--	1500	400	79	13	61	--
09/24/91	31.42	--	--	--	--	--	--	--	--	--	--	--	--
10/18/91	31.20	8.23	22.97	--	--	--	--	--	--	--	--	--	--
11/05/91	31.20	8.30	22.90	--	--	--	--	310	130	11	2.6	6.8	--
01/06/92	31.20	8.36	22.84	--	--	--	--	--	--	--	--	--	--
01/16/92	31.20	8.45	22.75	--	--	--	--	--	--	--	--	--	--
01/22/92	31.20	8.39	22.81	--	--	--	--	--	--	--	--	--	--
01/28/92	31.20	8.43	22.77	--	--	--	--	--	--	--	--	--	--
02/04/92	31.20	8.48	22.72	--	--	--	--	300	100	26	2.4	14	--
02/14/92	31.20	8.62	22.58	--	--	--	--	--	--	--	--	--	--
02/21/92	31.20	8.60	22.60	--	--	--	--	--	--	--	--	--	--
02/25/92	31.20	8.70	22.50	--	--	--	--	--	--	--	--	--	--
03/06/92	31.20	--	--	--	--	--	--	--	--	--	--	--	--
03/19/92	31.20	9.45	21.75	--	--	--	--	--	--	--	--	--	--
05/06/92	31.20	9.38	21.82	--	--	--	--	200	26	<0.5	1.2	1.4	--
08/31/92	31.20	9.32	21.88	--	--	--	--	190	20	1.2	1.7	1.7	--
12/01/92	31.20	8.97	22.23	--	--	--	--	72	5.0	0.5	<0.5	1.3	--
03/15/93	33.85	12.47	33.85	--	--	--	--	84	2.1	0.9	<0.5	<1.5	--
06/08/93	33.85	13.30	20.55	--	--	--	--	74	1.0	<0.5	<0.5	0.5	--
09/07/93	33.85	13.00	20.85	--	--	--	--	<50	1.0	<0.5	<0.5	<0.5	--
03/09/94	33.85	12.69	21.16	--	--	--	--	<50	5.0	4.0	<0.5	4.0	--
06/17/94	33.85	12.77	21.08	--	--	--	--	120	4.3	18	2.8	43	--
09/13/94	33.85	11.95	21.90	--	--	--	--	<50	<0.5	<0.5	<0.5	<0.5	--
09/26/94	33.85	11.94	21.91	--	--	--	--	--	--	--	--	--	--
11/29/94	33.85	12.25	21.60	--	--	--	--	<50	<0.5	<0.5	<0.5	<0.5	--

CONTINUED ON NEXT PAGE

## Cumulative Table of Well Data and Analytical Results

Vertical Measurements are in feet.			Volumetric Measurements are in gallons.				Analytical results are in parts per billion (ppb)						
DATE	Well Head Elev.	Ground Water Elev.	Depth To Water	SPH Thickness	SPH Removed	Total SPH Removed	Notes	TPH-Gasoline	Benzene	Toluene	Ethyl-Benzene	Xylene	MTBE
<b>C-4 (CONT'D)</b>													
03/29/95	33.85	13.47	20.38	--	--	--	--	<50	<0.5	<0.5	<0.5	<0.5	--
06/19/95	33.85	14.47	19.38	--	--	--	--	<50	<0.5	<0.5	<0.5	<0.5	--
09/28/95	33.85	13.88	19.97	--	--	--	--	<50	<0.5	<0.5	<0.5	<0.5	--
12/27/95	33.85	12.71	21.14	--	--	--	--	<50	<0.5	<0.5	<0.5	<0.5	<2.5
03/26/96	33.85	13.27	20.58	--	--	--	--	<50	<0.5	<0.5	<0.5	<0.5	<2.5
06/20/96	33.85	14.25	19.60	--	--	--	--	<50	<0.5	<0.5	<0.5	<0.5	<2.5
09/30/96	33.85	13.65	20.20	--	--	--	--	<50	<0.5	<0.5	<0.5	<0.5	<2.5
12/12/96	33.85	13.34	20.51	--	--	--	--	<50	<0.5	<0.5	<0.5	<0.5	<2.5

## Cumulative Table of Well Data and Analytical Results

Vertical Measurements are in feet.			Volumetric Measurements are in gallons.				Analytical results are in parts per billion (ppb)						
DATE	Well Head Elev.	Ground Water Elev.	Depth To Water	SPH Thickness	SPH Removed	Total SPH Removed	Notes	TPH-Gasoline	Benzene	Toluene	Ethyl-Benzene	Xylene	MTBE
<b>C-5</b>													
10/30/90	31.25	9.14	22.11	--	--	--	--	20,000	2500	3300	320	2200	--
01/04/91	31.25	--	22.55	0.31	--	--	--	--	--	--	--	--	--
01/07/91	31.25	9.26	22.36	0.04	--	--	--	--	--	--	--	--	--
01/11/91	31.25	--	23.08	0.73	--	--	--	--	--	--	--	--	--
02/15/91	31.25	--	24.70	2.74	--	--	--	--	--	--	--	--	--
05/02/91	31.25	--	22.02	2.00	--	--	--	--	--	--	--	--	--
05/30/91	31.25	--	24.78	2.70	--	--	--	--	--	--	--	--	--
06/13/91	31.25	--	24.70	2.77	--	--	--	--	--	--	--	--	--
07/12/91	31.25	--	25.10	2.72	--	--	--	--	--	--	--	--	--
08/07/91	31.25	--	--	2.69	--	--	--	--	--	--	--	--	--
09/24/91	31.25	--	--	--	--	--	--	--	--	--	--	--	--
10/18/91	30.16	--	24.71	2.51	--	--	--	--	--	--	--	--	--
11/05/91	30.16	--	24.47	2.29	--	--	--	--	--	--	--	--	--
01/06/92	30.16	--	24.68	--	--	--	--	--	--	--	--	--	--
01/16/92	30.16	--	24.03	1.82	--	--	--	--	--	--	--	--	--
01/22/92	30.16	--	24.01	1.67	--	--	--	--	--	--	--	--	--
01/28/92	30.16	--	23.79	1.46	--	--	--	--	--	--	--	--	--
02/04/92	30.16	--	23.81	1.54	--	--	--	--	--	--	--	--	--
02/14/92	30.16	--	22.79	1.59	--	--	--	--	--	--	--	--	--
02/21/92	30.16	--	24.40	2.22	--	--	--	--	--	--	--	--	--
02/25/92	30.16	--	23.25	1.03	--	--	--	--	--	--	--	--	--
03/06/92	30.16	--	23.20	1.19	--	--	--	--	--	--	--	--	--
03/19/92	30.16	--	--	--	--	--	--	--	--	--	--	--	--
05/06/92	30.16	--	--	--	--	--	--	--	--	--	--	--	--
08/31/92	30.16	--	21.86	--	--	--	Sheen	--	--	--	--	--	--
12/01/92	30.16	--	22.24	--	--	--	Sheen	--	--	--	--	--	--
03/15/93	33.85	20.96	20.96	--	--	--	--	--	--	--	--	--	--
06/08/93	33.85	13.20	20.65	--	--	--	--	90,000	26,000	11,000	2000	16,000	--
09/07/93	33.85	--	--	--	--	--	--	--	--	--	--	--	--
03/09/94	33.85	12.53	21.32	--	--	--	--	170,000	35,000	11,000	2400	13,000	--
06/17/94	33.85	12.74	21.11	--	--	--	--	100,000	57,000	13,000	1800	5,100	--
09/13/94	33.85	11.37	22.48	--	--	--	--	120,000	1500	5400	1700	19,000	--
09/26/94	33.85	11.41	22.44	--	--	--	--	--	--	--	--	--	--
11/29/94	33.85	12.00	21.85	--	--	--	--	31,000	29	220	290	3600	--

CONTINUED ON NEXT PAGE



## Cumulative Table of Well Data and Analytical Results

Vertical Measurements are in feet.			Volumetric Measurements are in gallons.				Analytical results are in parts per billion (ppb)						
DATE	Well Head Elev.	Ground Water Elev.	Depth To Water	SPH Thickness	SPH Removed	Total SPH Removed	Notes	TPH-Gasoline	Benzene	Toluene	Ethyl-Benzene	Xylene	MTBE
<b>C-5 (CONT'D)</b>													
03/29/95	33.85	13.47	20.38	--	--	--	--	9300	730	420	68	1000	--
06/19/95	33.85	14.35	19.50	--	--	--	--	17,000	900	510	88	1500	--
09/28/95	33.85	13.72	20.13	--	--	--	--	29,000	3700	1600	180	2300	--
12/27/95	33.85	12.48	21.37	--	--	--	--	1200	20	37	13	160	62
03/26/96	33.85	13.16	20.69	--	--	--	--	650	1.2	0.51	<0.5	19	<2.5
06/20/96	33.85	12.50	21.35	--	--	--	--	<50	<0.5	<0.5	<0.5	1.9	<2.5
09/30/96	33.85	13.35	20.50	--	--	--	--	<50	<0.5	<0.5	<0.5	1.0	<2.5
12/12/96	33.85	11.83	22.02	--	--	--	--	90	3.0	<0.5	<0.5	1.7	<2.5

## Cumulative Table of Well Data and Analytical Results

Vertical Measurements are in feet.				Volumetric Measurements are in gallons.			Analytical results are in parts per billion (ppb)						
DATE	Well Head Elev.	Ground Water Elev.	Depth To Water	SPH Thickness	SPH Removed	Total SPH Removed	Notes	TPH-Gasoline	Benzene	Toluene	Ethyl-Benzene	Xylene	MTBE
<b>C-6</b>													
05/02/91	30.41	8.57	21.84	--	--	--	--	<50	<0.5	<0.5	<0.5	<0.5	--
05/30/91	30.41	--	--	--	--	--	--	--	--	--	--	--	--
07/12/91	30.41	7.55	22.86	--	--	--	--	--	--	--	--	--	--
08/07/91	30.41	--	--	--	--	--	--	--	--	--	--	--	--
09/24/91	30.41	8.53	21.88	--	--	--	--	--	--	--	--	--	--
10/18/91	30.41	8.23	22.18	--	--	--	--	--	--	--	--	--	--
11/05/91	30.41	8.27	22.14	--	--	--	--	<50	<0.5	<0.5	<0.5	<0.5	--
01/06/92	30.41	8.32	22.09	--	--	--	--	--	--	--	--	--	--
01/16/92	30.41	8.37	22.04	--	--	--	--	--	--	--	--	--	--
01/22/92	30.41	8.37	22.04	--	--	--	--	--	--	--	--	--	--
01/28/92	30.41	8.42	21.99	--	--	--	--	--	--	--	--	--	--
02/04/92	30.41	8.47	21.94	--	--	--	--	<50	<0.5	<0.5	<0.5	0.6	--
02/14/92	30.41	8.54	21.87	--	--	--	--	--	--	--	--	--	--
02/21/92	30.41	8.58	21.83	--	--	--	--	--	--	--	--	--	--
02/25/92	30.41	8.70	21.71	--	--	--	--	--	--	--	--	--	--
03/06/92	30.41	8.88	21.53	--	--	--	--	--	--	--	--	--	--
03/19/92	30.41	9.49	20.92	--	--	--	--	--	--	--	--	--	--
05/06/92	30.41	9.39	21.02	--	--	--	--	<50	<0.5	<0.5	<0.5	<0.5	--
08/31/92	30.41	9.27	21.14	--	--	--	--	80	<0.5	<0.5	<0.5	2.4	--
01/21/93	30.41	9.50	20.91	--	--	--	--	<50	<0.5	<0.5	<0.5	<0.5	--
03/15/93	33.09	13.09	20.00	--	--	--	--	<50	<0.5	<0.5	<0.5	<1.5	--
06/08/93	33.09	13.37	19.72	--	--	--	--	<50	<0.5	<0.5	<0.5	<0.5	--
09/07/93	33.09	13.34	19.75	--	--	--	--	<50	<0.5	<0.5	<0.5	<0.5	--
03/09/94	33.09	12.79	20.30	--	--	--	--	<50	<0.5	<0.5	<0.5	<0.5	--
06/17/94	33.09	12.88	20.21	--	--	--	--	<50	1.1	<0.5	<0.5	0.6	--
09/13/94	33.09	12.20	20.89	--	--	--	--	<50	<0.5	<0.5	<0.5	<0.5	--
09/26/94	33.09	12.15	20.94	--	--	--	--	--	--	--	--	--	--
11/29/94	33.09	12.61	20.48	--	--	--	--	<50	<0.5	<0.5	<0.5	<0.5	--
03/29/95	33.09	13.97	19.12	--	--	--	--	<50	<0.5	<0.5	<0.5	<0.5	--
06/19/95	33.09	14.55	18.54	--	--	--	--	<50	<0.5	<0.5	<0.5	<0.5	--
09/28/95	33.09	14.03	19.06	--	--	--	--	<50	<0.5	<0.5	<0.5	<0.5	--
12/27/95	33.09	12.89	20.20	--	--	--	--	<50	<0.5	<0.5	<0.5	<0.5	<2.5
03/26/96	33.09	13.32	19.77	--	--	--	--	<50	<0.5	<0.5	<0.5	<0.5	<2.5
06/20/96	33.09	14.19	18.90	--	--	--	--	<50	<0.5	<0.5	<0.5	<0.5	<2.5
09/30/96	33.09	13.62	19.47	--	--	--	--	<50	<0.5	<0.5	<0.5	<0.5	<2.5
12/12/96	33.09	13.37	19.72	--	--	--	--	<50	<0.5	<0.5	<0.5	<0.5	<2.5

## Cumulative Table of Well Data and Analytical Results

Vertical Measurements are in feet.				Volumetric Measurements are in gallons.			Analytical results are in parts per billion (ppb)						
DATE	Well Head Elev.	Ground Water Elev.	Depth To Water	SPH Thickness	SPH Removed	Total SPH Removed	Notes	TPH-Gasoline	Benzene	Toluene	Ethyl-Benzene	Xylene	MTBE
<b>C-7</b>													
05/02/91	30.56	8.75	21.81	--	--	--	--	<50	<0.5	<0.5	<0.5	<0.5	--
05/30/91	30.56	--	--	--	--	--	--	--	--	--	--	--	--
07/12/91	30.56	8.41	22.15	--	--	--	--	--	--	--	--	--	--
08/07/91	30.56	--	--	--	--	--	--	<50	<0.5	<0.5	<0.5	<0.5	--
09/24/91	30.56	9.03	21.53	--	--	--	--	--	--	--	--	--	--
10/18/91	30.56	8.49	22.07	--	--	--	--	--	--	--	--	--	--
11/05/91	30.56	8.55	22.01	--	--	--	--	<50	<0.5	<0.5	<0.5	<0.5	--
01/06/92	30.56	8.53	22.03	--	--	--	--	--	--	--	--	--	--
01/16/92	30.56	8.58	21.98	--	--	--	--	--	--	--	--	--	--
01/22/92	30.56	8.51	22.05	--	--	--	--	--	--	--	--	--	--
01/28/92	30.56	8.55	22.01	--	--	--	--	--	--	--	--	--	--
02/14/92	30.56	8.62	21.94	--	--	--	--	--	--	--	--	--	--
02/21/92	30.56	8.62	21.94	--	--	--	--	--	--	--	--	--	--
02/25/92	30.56	8.74	21.82	--	--	--	--	--	--	--	--	--	--
03/06/92	30.56	8.91	21.65	--	--	--	--	--	--	--	--	--	--
03/19/92	30.56	9.64	20.92	--	--	--	--	--	--	--	--	--	--
05/06/92	30.56	9.35	21.21	--	--	--	--	<50	<0.5	<0.5	<0.5	<0.5	--
08/31/92	30.56	9.17	21.39	--	--	--	--	<50	<0.5	0.7	<0.5	0.9	--
12/01/92	30.56	8.77	21.79	--	--	--	--	<50	<0.5	<0.5	<0.5	0.9	--
03/15/93	33.06	12.12	20.94	--	--	--	--	<50	<0.5	<0.5	<0.5	<1.5	--
06/08/93	33.06	13.07	19.99	--	--	--	--	<50	<0.5	<0.5	<0.5	<0.5	--
09/07/93	33.06	13.06	20.00	--	--	--	--	2800	63	36	41	40	--
03/09/94	33.06	12.36	20.70	--	--	--	--	<50	<0.5	<0.5	<0.5	<0.5	--
06/17/94	33.06	12.47	20.59	--	--	--	--	<50	<0.5	<0.5	<0.5	0.6	--
09/13/94	33.06	11.83	21.23	--	--	--	--	65	<0.5	<0.5	<0.5	<0.5	--
09/26/94	33.06	11.84	21.22	--	--	--	--	--	--	--	--	--	--
11/29/94	33.06	13.28	19.78	--	--	--	--	<50	<0.5	<0.5	<0.5	<0.5	--
03/29/95	33.06	13.67	19.39	--	--	--	--	<50	<0.5	<0.5	<0.5	<0.5	--
06/19/95	33.06	14.13	18.93	--	--	--	--	<50	<0.5	<0.5	<0.5	<0.5	--
09/28/95	33.06	13.54	19.52	--	--	--	--	<50	<0.5	<0.5	<0.5	<0.5	--
12/27/95	33.06	10.38	22.68	--	--	--	--	<50	<0.5	<0.5	<0.5	<0.5	<2.5
03/26/96	33.06	12.81	20.25	--	--	--	--	<50	<0.5	<0.5	<0.5	<0.5	<2.5
06/20/96	33.06	13.71	19.35	--	--	--	--	<50	<0.5	<0.5	<0.5	<0.5	<2.5
09/30/96	33.06	13.20	19.86	--	--	--	--	<50	<0.5	<0.5	<0.5	<0.5	<2.5
12/12/96	33.06	12.75	20.31	--	--	--	--	<50	<0.5	<0.5	<0.5	<0.5	<2.5

## Cumulative Table of Well Data and Analytical Results

Vertical Measurements are in feet.			Volumetric Measurements are in gallons.				Analytical results are in parts per billion (ppb)						
DATE	Well Head Elev.	Ground Water Elev.	Depth To Water	SPH Thickness	SPH Removed	Total SPH Removed	Notes	TPH-Gasoline	Benzene	Toluene	Ethyl-Benzene	Xylene	MTBE
<b>C-8</b>													
05/02/91	30.12	8.88	21.24	--	--	--	--	5000	<0.5	17	140	470	--
05/30/91	30.12	--	--	--	--	--	--	--	--	--	--	--	--
07/12/91	30.12	--	--	--	--	--	--	--	--	--	--	--	--
08/07/91	30.12	--	--	--	--	--	--	6300	<0.5	28	100	120	--
09/24/91	30.12	8.79	21.33	--	--	--	--	--	--	--	--	--	--
10/18/91	30.12	8.36	21.76	--	--	--	--	--	--	--	--	--	--
11/05/91	30.12	8.42	21.70	--	--	--	--	5100	<0.5	20	92	74	--
01/06/92	30.12	8.39	21.73	--	--	--	--	--	--	--	--	--	--
01/16/92	30.12	8.49	21.63	--	--	--	--	--	--	--	--	--	--
01/22/92	30.12	8.42	21.70	--	--	--	--	--	--	--	--	--	--
01/28/92	30.12	8.47	21.65	--	--	--	--	--	--	--	--	--	--
02/04/92	30.12	8.50	21.62	--	--	--	--	5300	<2.5	2.5	97	61	--
02/14/92	30.12	8.59	21.53	--	--	--	--	--	--	--	--	--	--
02/21/92	30.12	8.61	21.51	--	--	--	--	--	--	--	--	--	--
02/25/92	30.12	8.73	21.39	--	--	--	--	--	--	--	--	--	--
03/06/92	30.12	8.91	21.21	--	--	--	--	--	--	--	--	--	--
03/19/92	30.12	9.55	20.57	--	--	--	--	--	--	--	--	--	--
05/06/92	30.12	9.35	20.77	--	--	--	--	3700	<0.5	29	110	130	--
08/31/92	30.12	9.21	20.91	--	--	--	--	1100	1.3	2.0	31	48	--
12/01/92	30.12	8.95	21.17	--	--	--	--	3400	<0.5	19	140	290	--
03/15/93	32.77	13.01	19.76	--	--	--	--	4200	<0.5	20	54	33	--
06/08/93	32.77	13.39	19.38	--	--	--	--	3700	53	6.0	74	120	--
09/07/93	32.77	13.39	19.38	--	--	--	--	2900	70	46	39	55	--
03/09/94	32.77	12.65	20.12	--	--	--	--	3400	<0.5	6.0	46	66	--
06/17/94	32.77	12.75	20.02	--	--	--	--	4200	1.0	39	75	86	--
09/13/94	32.77	12.18	20.59	--	--	--	--	3800	<0.5	10	63	79	--
09/26/94	32.77	12.17	20.60	--	--	--	--	--	--	--	--	--	--
11/29/94	32.77	12.61	20.16	--	--	--	--	5300	<10	40	37	39	--
03/29/95	32.77	14.18	18.59	--	--	--	--	7300	<5.0	<5.0	38	67	--
06/19/95	32.77	13.42	19.35	--	--	--	--	5700	37	<10	<10	<10	--
09/28/95	32.77	13.75	19.02	--	--	--	--	12,000	<10	<10	<10	85	--
12/27/95	32.77	12.77	20.00	--	--	--	--	8200	<50	<50	<50	92	390
03/26/96	32.77	13.19	19.58	--	--	--	--	4500	<10	<10	10	<10	<50
06/20/96	32.77	13.97	18.80	--	--	--	--	4900	<5.0	7.8	6.6	<5.0	<25
09/30/96	32.77	13.43	19.34	--	--	--	--	3900	39	6.5	<5.0	5.9	<25
12/12/96	32.77	13.07	19.70	--	--	--	--	3500	58	51	22	48	<50

## Cumulative Table of Well Data and Analytical Results

Vertical Measurements are in feet.				Volumetric Measurements are in gallons.				Analytical results are in parts per billion (ppb)					
DATE	Well Head Elev.	Ground Water Elev.	Depth To Water	SPH Thickness	SPH Removed	Total SPH Removed	Notes	TPH-Gasoline	Benzene	Toluene	Ethyl-Benzene	Xylene	MTBE
<b>C-9</b>													
05/02/91	30.15	8.88	21.27	--	--	--	--	<50	<0.5	<0.5	<0.5	0.8	--
05/30/91	30.15	--	--	--	--	--	--	--	--	--	--	--	--
07/12/91	30.15	8.58	21.57	--	--	--	--	--	--	--	--	--	--
08/07/91	30.15	--	--	--	--	--	--	<50	<0.5	<0.5	<0.5	<0.5	--
08/07/91	30.15	--	--	--	--	--	--	<50	<0.5	<0.5	<0.5	<0.5	--
09/24/91	30.15	9.05	21.10	--	--	--	--	--	--	--	--	--	--
10/18/91	30.15	8.48	21.67	--	--	--	--	--	--	--	--	--	--
11/05/91	30.15	8.50	21.65	--	--	--	--	<50	<0.5	<0.5	<0.5	<0.5	--
11/05/91	30.15	8.50	21.65	--	--	--	--	<50	<0.5	<0.5	<0.5	<0.5	--
01/06/92	30.15	8.50	21.65	--	--	--	--	--	--	--	--	--	--
01/16/92	30.15	8.57	21.58	--	--	--	--	--	--	--	--	--	--
01/22/92	30.15	8.50	21.65	--	--	--	--	--	--	--	--	--	--
01/28/92	30.15	8.52	21.63	--	--	--	--	--	--	--	--	--	--
02/04/92	30.15	8.57	21.58	--	--	--	--	<50	<0.5	0.7	<0.5	0.7	--
02/04/92	30.15	8.57	21.58	--	--	--	--	<50	<0.5	<0.5	<0.5	<0.5	--
02/14/92	30.15	8.61	21.54	--	--	--	--	--	--	--	--	--	--
02/21/92	30.15	8.63	21.52	--	--	--	--	--	--	--	--	--	--
02/25/92	30.15	8.76	21.39	--	--	--	--	--	--	--	--	--	--
03/06/92	30.15	8.94	21.21	--	--	--	--	--	--	--	--	--	--
03/19/92	30.15	9.68	20.47	--	--	--	--	--	--	--	--	--	--
05/06/92	30.15	9.34	20.81	--	--	--	--	<50	<0.5	<0.5	<0.5	<0.5	--
08/31/92	30.15	9.18	20.97	--	--	--	--	<50	<0.5	<0.5	<0.5	<0.5	--
12/01/92	30.15	8.88	21.27	--	--	--	--	<50	<0.5	<0.5	<0.5	<1.5	--
03/15/93	32.70	12.28	20.42	--	--	--	--	<50	<0.5	<0.5	<0.5	<0.5	--
06/08/93	32.70	13.27	19.43	--	--	--	--	<50	<0.5	<0.5	<0.5	<0.5	--
09/07/93	32.70	13.30	19.40	--	--	--	--	<50	<0.5	<0.5	<0.5	<0.5	--
03/09/94	32.70	12.46	20.24	--	--	--	--	<50	<0.5	<0.5	<0.5	<0.5	--
06/17/94	32.70	12.57	20.13	--	--	--	--	<50	<0.5	<0.5	<0.5	<0.5	--
09/13/94	32.70	12.02	20.68	--	--	--	--	<50	<0.5	<0.5	<0.5	<0.5	--
09/26/94	32.70	12.03	20.67	--	--	--	--	--	--	--	--	--	--
11/29/94	32.70	12.46	20.24	--	--	--	--	<50	<0.5	<0.5	<0.5	<0.5	--
03/29/95	32.70	14.00	18.70	--	--	--	--	<50	<0.5	<0.5	<0.5	<0.5	--
06/19/95	32.70	14.22	18.48	--	--	--	--	<50	<0.5	<0.5	<0.5	<0.5	--
09/28/95	32.70	--	--	--	--	--	--	--	--	--	--	--	--
12/27/95	32.70	--	--	--	--	--	--	--	--	--	--	--	--

CONTINUED ON NEXT PAGE

## Cumulative Table of Well Data and Analytical Results

Vertical Measurements are in feet.				Volumetric Measurements are in gallons.				Analytical results are in parts per billion (ppb)					
DATE	Well Head Elev.	Ground Water Elev.	Depth To Water	SPH Thickness	SPH Removed	Total SPH Removed	Notes	TPH-Gasoline	Benzene	Toluene	Ethyl-Benzene	Xylene	MTBE
<b>C-9 (CONT'D)</b>													
03/26/96	32.70	12.97	19.73	--	--	--	--	<50	<0.5	<0.5	<0.5	<0.5	<2.5
06/20/96	32.70	13.75	18.95	--	--	--	--	<50	<0.5	<0.5	<0.5	<0.5	<2.5
09/30/96	32.70	13.22	19.48	--	--	--	--	<50	<0.5	<0.5	<0.5	<0.5	<2.5
12/12/96	32.70	12.85	19.85	--	--	--	--	<50	<0.5	<0.5	<0.5	<0.5	<2.5

## Cumulative Table of Well Data and Analytical Results

Vertical Measurements are in feet.			Volumetric Measurements are in gallons.				Analytical results are in parts per billion (ppb)						
DATE	Well Head Elev.	Ground Water Elev.	Depth To Water	SPH Thickness	SPH Removed	Total SPH Removed	Notes	TPH-Gasoline	Benzene	Toluene	Ethyl-Benzene	Xylene	MTBE
<b>CR-1</b>													
10/30/90	30.17	--	23.81	2.50	--	--	--	--	--	--	--	--	--
01/04/91	30.17	--	24.08	2.70	--	--	--	--	--	--	--	--	--
01/07/91	30.17	--	23.30	3.00	--	--	--	--	--	--	--	--	--
01/11/91	30.17	--	24.24	2.64	--	--	--	--	--	--	--	--	--
02/15/91	30.17	--	24.72	2.92	--	--	--	--	--	--	--	--	--
05/02/91	30.17	--	--	--	--	--	--	--	--	--	--	--	--
05/30/91	30.17	--	23.07	2.42	--	--	--	--	--	--	--	--	--
06/13/91	30.17	--	--	--	--	--	--	--	--	--	--	--	--
07/12/91	30.17	--	--	--	--	--	--	--	--	--	--	--	--
08/07/91	30.17	--	--	2.69	--	--	--	--	--	--	--	--	--
09/24/91	30.17	--	--	--	--	--	--	--	--	--	--	--	--
10/18/91	30.17	--	23.75	2.50	--	--	--	--	--	--	--	--	--
11/05/91	30.17	--	23.64	2.43	--	--	--	--	--	--	--	--	--
01/06/92	30.17	--	23.57	--	--	--	--	--	--	--	--	--	--
01/16/92	30.17	--	23.41	2.30	--	--	--	--	--	--	--	--	--
01/22/92	30.17	--	23.44	2.24	--	--	--	--	--	--	--	--	--
01/28/92	30.17	--	23.40	2.29	--	--	--	--	--	--	--	--	--
02/14/92	30.17	--	23.31	2.34	--	--	--	--	--	--	--	--	--
02/21/92	30.17	--	24.10	3.19	--	--	--	--	--	--	--	--	--
02/25/92	30.17	--	23.15	1.03	--	--	--	--	--	--	--	--	--
03/06/92	30.17	--	--	--	--	--	--	--	--	--	--	--	--
03/19/92	30.17	--	--	--	--	--	--	--	--	--	--	--	--
05/06/92	30.17	--	--	--	--	--	--	--	--	--	--	--	--
08/31/92	30.17	--	21.84	0.41	--	--	--	--	--	--	--	--	--
12/01/92	30.17	--	22.06	0.21	--	--	--	--	--	--	--	--	--
03/15/93	33.40	--	20.34	--	--	--	--	410,000	28,000	42,000	5200	37,000	--
06/08/93	33.40	13.33	20.07	--	--	--	--	85,000	10,000	21,000	3200	20,000	--
09/07/93	33.40	13.33	20.07	--	--	--	--	180,000	50,000	48,000	5100	33,000	--
03/09/94	33.40	12.73	20.67	--	--	--	--	94,000	18,000	20,000	2500	19,000	--
06/17/94	33.40	13.75	19.65	--	--	--	--	26,000	2400	3600	480	6100	--
09/13/94	33.40	--	--	--	--	--	Inaccessible	--	--	--	--	--	--
09/26/94	33.40	--	--	--	--	--	--	--	--	--	--	--	--
11/29/94	33.40	8.56	24.90	0.08	0.264	0.264	--	--	--	--	--	--	--

CONTINUED ON NEXT PAGE

## Cumulative Table of Well Data and Analytical Results

Vertical Measurements are in feet.			Volumetric Measurements are in gallons.				Analytical results are in parts per billion (ppb)						
DATE	Well Head Elev.	Ground Water Elev.	Depth To Water	SPH Thickness	SPH Removed	Total SPH Removed	Notes	TPH-Gasoline	Benzene	Toluene	Ethyl-Benzene	Xylene	MTBE
<b>CR-1 (CONT'D)</b>													
12/20/94	33.40	12.49	21.62	0.89	2.000	2.264	--	--	--	--	--	--	--
12/28/94	33.40	12.58	21.29	0.59	0.500	2.764	--	--	--	--	--	--	--
01/03/95	33.40	12.62	21.12	0.42	0.800	3.564	--	--	--	--	--	--	--
01/10/95	33.40	12.96	20.74	0.38	0.500	4.064	--	--	--	--	--	--	--
01/17/95	33.40	13.02	20.45	0.09	--	4.064	--	--	--	--	--	--	--
01/23/95	33.40	14.00	19.40	--	--	4.064	--	--	--	--	--	--	--
02/07/95	33.40	13.53	19.91	0.05	0.300	4.364	--	--	--	--	--	--	--
02/22/95	33.40	13.78	19.62	--	--	4.364	--	--	--	--	--	--	--
03/07/95	33.40	13.68	19.72	--	--	4.364	--	--	--	--	--	--	--
03/29/95	33.40	10.22	23.32	0.17	0.026	4.390	--	--	--	--	--	--	--
03/30/95	33.40	7.39	26.01	--	--	4.390	--	--	--	--	--	--	--
04/10/95	33.40	14.01	19.39	--	--	4.390	--	--	--	--	--	--	--
05/07/95	33.40	14.37	19.03	--	--	4.390	--	--	--	--	--	--	--
05/09/95	33.40	14.25	19.15	--	--	4.390	--	--	--	--	--	--	--
05/12/95	33.40	14.28	19.12	--	--	4.390	--	--	--	--	--	--	--
05/18/95	33.40	14.41	19.03	0.05	0.264	4.654	--	--	--	--	--	--	--
05/26/95	33.40	14.35	19.05	--	--	4.654	--	--	--	--	--	--	--
06/08/95	33.40	14.24	19.16	--	--	4.654	--	--	--	--	--	--	--
06/16/95	33.40	14.48	18.94	0.02	0.021	4.675	--	--	--	--	--	--	--
06/19/95	33.40	14.46	18.95	0.01	0.010	4.685	--	--	--	--	--	--	--
06/29/95	33.40	14.50	18.90	--	--	4.685	--	--	--	--	--	--	--
07/06/95	33.40	14.72	18.68	--	--	4.685	--	--	--	--	--	--	--
07/12/95	33.40	14.69	18.71	--	--	4.685	--	--	--	--	--	--	--
07/22/95	33.40	13.85	19.56	0.01	0.010	4.695	--	--	--	--	--	--	--
07/27/95	33.40	14.17	19.23	--	--	4.695	--	--	--	--	--	--	--
08/02/95	33.40	13.42	20.00	0.02	0.010	4.705	--	--	--	--	--	--	--
09/28/95	33.40	13.64	19.76	--	--	4.705	--	70,000	12,000	10,000	910	5300	--
12/27/95	33.40	12.63	20.79	0.02	--	4.705	--	--	--	--	--	--	--
03/26/96	33.40	12.05	21.35	--	--	4.705	--	15,000	280	650	130	1700	<125
06/20/96	33.40	12.98	20.42	--	--	4.705	--	9900	570	1000	230	2300	60
09/30/96	33.40	12.46	20.94	--	--	4.705	--	3600	200	180	52	480	<50
12/12/96	33.40	12.79	20.61	--	--	4.705	--	21,000	850	1400	500	4200	<125



## Cumulative Table of Well Data and Analytical Results

Vertical Measurements are in feet.				Volumetric Measurements are in gallons.			Analytical results are in parts per billion (ppb)						
DATE	Well Head Elev.	Ground Water Elev.	Depth To Water	SPH Thickness	SPH Removed	Total SPH Removed	Notes	TPH-Gasoline	Benzene	Toluene	Ethyl-Benzene	Xylene	MTBE
<b>MW-10</b>													
01/21/93	31.59	10.32	21.27	--	--	--	--	<50	<0.5	<0.5	<0.5	<0.5	--
03/15/93	31.59	12.18	21.10	--	--	--	--	<50	<0.5	<0.5	<0.5	<1.5	--
06/08/93	33.28	13.33	19.95	--	--	--	--	<50	<0.5	<0.5	<0.5	1.0	--
09/07/93	33.28	13.35	19.93	--	--	--	--	<250	<2.5	<2.5	<2.5	<2.5	--
03/09/94	33.28	12.77	20.51	--	--	--	--	<50	1.0	0.5	<0.5	0.9	--
06/17/94	33.28	12.86	20.42	--	--	--	--	<50	<0.5	<0.5	<0.5	<0.5	--
09/13/94	33.28	12.19	21.09	--	--	--	--	<50	2.1	0.7	<0.5	1.1	--
09/26/94	33.28	12.18	21.10	--	--	--	--	--	--	--	--	--	--
11/29/94	33.28	12.54	20.74	--	--	--	--	<50	<0.5	<0.5	<0.5	<0.5	--
03/29/95	33.28	13.88	19.40	--	--	--	--	<50	<0.5	<0.5	<0.5	<0.5	--
06/19/95	33.28	14.56	18.72	--	--	--	--	<50	<0.5	<0.5	<0.5	<0.5	--
09/28/95	33.28	14.00	19.28	--	--	--	--	<50	<0.5	<0.5	<0.5	<0.5	--
12/27/95	33.28	13.03	20.25	--	--	--	--	<50	<0.5	<0.5	<0.5	<0.5	<2.5
03/26/96	33.28	13.52	19.76	--	--	--	--	<50	<0.5	<0.5	<0.5	<0.5	<2.5
06/20/96	33.28	14.30	18.98	--	---	---	--	<50	<0.5	<0.5	<0.5	<0.5	<2.5
09/30/96	33.28	13.73	19.55	--	---	---	--	<50	<0.5	<0.5	<0.5	<0.5	<2.5
12/12/96	33.28	13.46	19.82	--	---	---	--	<50	<0.5	<0.5	<0.5	<0.5	<2.5

## Cumulative Table of Well Data and Analytical Results

Vertical Measurements are in feet.				Volumetric Measurements are in gallons.			Analytical results are in parts per billion (ppb)						
DATE	Well Head Elev.	Ground Water Elev.	Depth To Water	SPH Thickness	SPH Removed	Total SPH Removed	Notes	TPH- Gasoline	Benzene	Toluene	Ethyl- Benzene	Xylene	MTBE
<b>MW-11</b>													
05/06/94	33.02	--	--	--	--	--	--	<50	1.4	<0.5	<0.5	0.6	--
05/16/94	33.02	12.44	20.58	--	--	--	--	--	--	--	--	--	--
09/13/94	33.02	--	--	--	--	--	--	--	--	--	--	--	--
09/26/94	33.02	11.93	21.09	--	--	--	--	<50	<0.5	<0.5	<0.5	<0.5	--
11/29/94	33.02	12.20	20.82	--	--	--	--	<50	<0.5	<0.5	<0.5	<0.5	--
03/29/95	33.02	13.62	19.40	--	--	--	--	<50	<0.5	<0.5	<0.5	<0.5	--
06/19/95	33.02	14.10	18.92	--	--	--	--	<50	<0.5	<0.5	<0.5	<0.5	--
09/28/95	33.02	13.55	19.47	--	--	--	--	<50	<0.5	<0.5	<0.5	<0.5	--
12/27/95	33.02	12.52	20.50	--	--	--	--	<50	<0.5	<0.5	<0.5	<0.5	<2.5
03/26/96	33.02	12.84	20.18	--	--	--	--	<50	<0.5	<0.5	<0.5	<0.5	<2.5
06/20/96	33.02	13.76	19.26	--	---	---	--	<50	<0.5	<0.5	<0.5	<0.5	<2.5
09/30/96	33.02	13.54	19.48	--	---	---	--	<50	<0.5	<0.5	<0.5	<0.5	<2.5
12/12/96	33.02	12.78	20.24	--	---	---	--	<50	<0.5	<0.5	<0.5	<0.5	<2.5
<b>MW-12</b>													
05/06/94	33.90	--	--	--	--	--	--	160,000	69,000	16,000	1900	7600	--
05/16/94	33.90	12.63	21.27	--	--	--	--	--	--	--	--	--	--
09/13/94	33.90	--	--	--	--	--	--	--	--	--	--	--	--
09/26/94	33.90	--	--	--	--	--	--	--	--	--	--	--	--
11/29/94	33.90	12.80	21.10	--	--	--	--	41,000	9100	3500	520	1500	--
03/29/95	33.90	14.30	19.60	--	--	--	--	16,000	4000	1000	230	840	--
06/19/95	33.90	15.07	18.83	--	--	--	--	76,000	26,000	4200	1300	3400	--
09/28/95	33.90	14.11	19.79	--	--	--	--	53,000	26,000	720	820	590	--
12/27/95	33.90	13.25	20.65	--	--	--	--	4800	150	130	29	910	<25
03/26/96	33.90	13.89	20.01	--	--	--	--	89	0.86	<0.5	<0.5	9.3	<2.5
06/20/96	33.90	14.12	19.78	--	--	--	--	<50	<0.5	<0.5	<0.5	0.86	<2.5
09/30/96	33.90	13.63	20.27	--	--	--	--	<50	0.52	<0.5	<0.5	<0.5	<2.5
12/12/96	33.90	13.40	20.50	--	--	--	--	<50	<0.5	<0.5	<0.5	<0.5	<2.5

## Cumulative Table of Well Data and Analytical Results

Vertical Measurements are in feet.			Volumetric Measurements are in gallons.				Analytical results are in parts per billion (ppb)						
DATE	Well Head Elev.	Ground Water Elev.	Depth To Water	SPH Thickness	SPH Removed	Total SPH Removed	Notes	TPH-Gasoline	Benzene	Toluene	Ethyl-Benzene	Xylene	MTBE
<b>VEW-3</b>													
12/20/94	--	--	20.43	--	--	--	--	--	--	--	--	--	--
12/28/94	--	--	21.73	1.32	2.000	2.000	--	--	--	--	--	--	--
01/03/95	--	--	21.07	0.50	1.500	3.500	--	--	--	--	--	--	--
01/10/95	--	--	20.55	0.27	0.300	3.800	--	--	--	--	--	--	--
01/17/95	--	--	20.21	0.26	0.300	4.100	--	--	--	--	--	--	--
01/23/95	--	--	20.10	--	--	--	--	--	--	--	--	--	--
02/07/95	--	--	19.92	0.23	0.300	4.400	--	--	--	--	--	--	--
02/22/95	--	--	19.59	0.16	0.100	4.500	--	--	--	--	--	--	--
03/07/95	--	--	19.47	0.12	0.100	4.600	--	--	--	--	--	--	--
03/30/95	--	--	19.85	--	--	--	--	--	--	--	--	--	--
04/10/95	--	--	19.31	0.07	0.100	4.700	--	--	--	--	--	--	--
05/07/95	--	--	19.00	0.07	0.317	5.017	--	--	--	--	--	--	--
05/09/95	--	--	19.04	0.04	0.005	5.022	--	--	--	--	--	--	--
05/12/95	--	--	18.80	0.04	0.008	5.030	--	--	--	--	--	--	--
05/18/95	--	--	19.27	0.04	0.264	5.294	--	--	--	--	--	--	--
05/26/95	--	--	19.02	0.02	0.005	5.299	--	--	--	--	--	--	--
06/08/95	--	--	18.94	0.05	0.040	5.339	--	--	--	--	--	--	--
06/16/95	--	--	19.00	0.04	0.021	5.360	--	--	--	--	--	--	--
06/19/95	--	--	19.00	0.02	0.010	5.370	--	--	--	--	--	--	--
06/29/95	--	--	19.03	--	--	5.370	--	--	--	--	--	--	--
07/06/95	--	--	18.81	--	--	5.370	--	--	--	--	--	--	--
07/12/95	--	--	19.12	0.01	0.026	5.396	--	--	--	--	--	--	--
07/22/95	--	--	19.09	--	--	5.396	--	--	--	--	--	--	--
07/27/95	--	--	19.10	--	--	5.396	--	--	--	--	--	--	--
08/02/95	--	--	19.99	0.02	0.020	5.416	--	--	--	--	--	--	--
09/28/95	--	--	19.38	--	--	5.416	--	--	--	--	--	--	--
12/27/95	--	--	20.74	0.02	--	5.416	--	--	--	--	--	--	--
03/26/96	--	--	21.04	--	--	5.416	--	--	--	--	--	--	--
06/20/96	--	--	20.32	--	--	5.416	--	--	--	--	--	--	--
09/30/96	--	--	20.87	--	--	5.416	--	--	--	--	--	--	--
12/12/96	--	--	20.18	--	--	5.416	--	--	--	--	--	--	--

## Cumulative Table of Well Data and Analytical Results

Vertical Measurements are in feet.			Volumetric Measurements are in gallons.				Analytical results are in parts per billion (ppb)						
DATE	Well Head Elev.	Ground Water Elev.	Depth To Water	SPH Thickness	SPH Removed	Total SPH Removed	Notes	TPH-Gasoline	Benzene	Toluene	Ethyl-Benzene	Xylene	MTBE
<b>TRIP BLANK</b>													
05/02/91	--	--	--	--	--	--	--	<50	<0.5	<0.5	<0.5	<0.5	--
08/07/91	--	--	--	--	--	--	--	<50	<0.5	<0.5	<0.5	<0.5	--
11/05/91	--	--	--	--	--	--	--	<50	<0.5	<0.5	<0.5	<0.5	--
02/04/92	--	--	--	--	--	--	--	<50	<0.5	<0.5	<0.5	<0.5	--
05/06/92	--	--	--	--	--	--	--	<50	<0.5	<0.5	<0.5	<0.5	--
08/31/92	--	--	--	--	--	--	--	<50	<0.5	<0.5	<0.5	<0.5	--
12/01/92	--	--	--	--	--	--	--	<50	<0.5	<0.5	<0.5	<0.5	--
03/15/93	--	--	--	--	--	--	--	<50	<0.5	<0.5	<0.5	<1.5	--
06/08/93	--	--	--	--	--	--	--	<50	<0.5	<0.5	<0.5	<0.5	--
09/07/93	--	--	--	--	--	--	--	<50	<0.5	<0.5	<0.5	<0.5	--
03/09/94	--	--	--	--	--	--	--	<50	<0.5	<0.5	<0.5	<0.5	--
06/17/94	--	--	--	--	--	--	--	<50	<0.5	<0.5	<0.5	<0.5	--
09/13/94	--	--	--	--	--	--	--	<50	<0.5	<0.5	<0.5	<0.5	--
09/26/94	--	--	--	--	--	--	--	<50	<0.5	<0.5	<0.5	<0.5	--
11/29/94	--	--	--	--	--	--	--	<50	<0.5	<0.5	<0.5	<0.5	--
03/29/95	--	--	--	--	--	--	--	<50	<0.5	<0.5	<0.5	<0.5	--
06/19/95	--	--	--	--	--	--	--	<50	<0.5	<0.5	<0.5	<0.5	--
09/28/95	--	--	--	--	--	--	--	<50	<0.5	<0.5	<0.5	<0.5	--
12/27/95	--	--	--	--	--	--	--	<50	<0.5	<0.5	<0.5	<0.5	<2.5
03/26/96	--	--	--	--	--	--	--	<50	<0.5	<0.5	<0.5	<0.5	<2.5
06/20/96	--	--	--	--	--	--	--	<50	<0.5	<0.5	<0.5	<0.5	<2.5
09/30/96	--	--	--	--	--	--	--	<50	<0.5	<0.5	<0.5	<0.5	--
12/12/96	--	--	--	--	--	--	--	<50	<0.5	<0.5	<0.5	<0.5	<2.5

Note: Blaine Tech Services, Inc. began routine monitoring of the groundwater wells at this site on November 1, 1994.  
 Earlier field data and analytical results are drawn from the September 27, 1994 Groundwater Technology, Inc. report.

**ABBREVIATIONS:**

TPH = Total Petroleum Hydrocarbons  
 SPH = Separate Phase Hydrocarbons  
 MTBE = Methyl t-butyl ether

# Analytical Appendix



Blaine Technical Services 985 Timothy Drive San Jose, CA 95133	Client Proj. ID: Chevron 9-4816/961212-J2 Sample Descript: C-1 Matrix: LIQUID Analysis Method: 8015Mod/8020 Lab Number: 9612923-01	Sampled: 12/12/96 Received: 12/13/96 Analyzed: 12/17/96 Reported: 12/22/96
Attention: Jim Keller		

QC Batch Number: GC121796BTEX18A  
Instrument ID: GCHP18

**Total Purgeable Petroleum Hydrocarbons (TPPH) with BTEX and MTBE**

Analyte	Detection Limit ug/L	Sample Results ug/L
TPPH as Gas	50	330
Methyl t-Butyl Ether	2.5	N.D.
Benzene	0.50	1.2
Toluene	0.50	N.D.
Ethyl Benzene	0.50	0.68
Xylenes (Total)	0.50	2.6
Chromatogram Pattern: Weathered Gas		C6-C12
<b>Surrogates</b>	<b>Control Limits %</b>	<b>% Recovery</b>
Trifluorotoluene	70 130	118

Analytes reported as N.D. were not present above the stated limit of detection.

**SEQUOIA ANALYTICAL** - ELAP #1210

  
Peggy Penner  
Project Manager





Blaine Technical Services 985 Timothy Drive San Jose, CA 95133	Client Proj. ID: Chevron 9-4816/961212-J2 Sample Descript: C-2 Matrix: LIQUID Analysis Method: 8015Mod/8020 Lab Number: 9612923-02	Sampled: 12/12/96 Received: 12/13/96 Analyzed: 12/17/96 Reported: 12/22/96
--	--	---

QC Batch Number: GC121796BTEX18A  
Instrument ID: GCHP18

**Total Purgeable Petroleum Hydrocarbons (TPPH) with BTEX and MTBE**

Analyte	Detection Limit ug/L	Sample Results ug/L
TPPH as Gas	50	120
Methyl t-Butyl Ether	2.5	N.D.
Benzene	0.50	1.3
Toluene	0.50	N.D.
Ethyl Benzene	0.50	0.56
Xylenes (Total)	0.50	1.7
Chromatogram Pattern: Weathered Gas		C6-C12
<b>Surrogates</b>	<b>Control Limits %</b>	<b>% Recovery</b>
Trifluorotoluene	70 130	98

Analytes reported as N.D. were not present above the stated limit of detection.

**SEQUOIA ANALYTICAL - ELAP #1210**

  
Peggy Penner  
Project Manager





Blaine Technical Services 985 Timothy Drive San Jose, CA 95133	Client Proj. ID: Chevron 9-4816/961212-J2 Sample Descript: C-3 Matrix: LIQUID Analysis Method: 8015Mod/8020 Lab Number: 9612923-03	Sampled: 12/12/96 Received: 12/13/96 Analyzed: 12/17/96 Reported: 12/22/96
Attention: Jim Keller		

QC Batch Number: GC121796BTEX18A  
Instrument ID: GCHP18

**Total Purgeable Petroleum Hydrocarbons (TPPH) with BTEX and MTBE**

Analyte	Detection Limit ug/L	Sample Results ug/L
TPPH as Gas	5000	15000
Methyl t-Butyl Ether	250	N.D.
Benzene	50	100
Toluene	50	160
Ethyl Benzene	50	71
Xylenes (Total)	50	1500
Chromatogram Pattern:		Gas
<b>Surrogates</b>	<b>Control Limits %</b>	<b>% Recovery</b>
Trifluorotoluene	70 130	97

Analytes reported as N.D. were not present above the stated limit of detection.

**SEQUOIA ANALYTICAL** - ELAP #1210

  
Peggy Penner  
Project Manager







Blaine Technical Services 985 Timothy Drive San Jose, CA 95133	Client Proj. ID: Chevron 9-4816/961212-J2 Sample Descript: C-4 Matrix: LIQUID Analysis Method: 8015Mod/8020 Lab Number: 9612923-04	Sampled: 12/12/96 Received: 12/13/96 Analyzed: 12/17/96 Reported: 12/22/96
Attention: Jim Keller		

QC Batch Number: GC121796BTEX18A  
Instrument ID: GCHP18

**Total Purgeable Petroleum Hydrocarbons (TPPH) with BTEX and MTBE**

Analyte	Detection Limit ug/L	Sample Results ug/L
TPPH as Gas	50	N.D.
Methyl t-Butyl Ether	2.5	N.D.
Benzene	0.50	N.D.
Toluene	0.50	N.D.
Ethyl Benzene	0.50	N.D.
Xylenes (Total)	0.50	N.D.
Chromatogram Pattern:		
<b>Surrogates</b>	<b>Control Limits %</b>	<b>% Recovery</b>
Trifluorotoluene	70 130	100

Analytes reported as N.D. were not present above the stated limit of detection.

**SEQUOIA ANALYTICAL** - ELAP #1210

  
Peggy Penner  
Project Manager





Blaine Technical Services 985 Timothy Drive San Jose, CA 95133	Client Proj. ID: Chevron 9-4816/961212-J2 Sample Descript: C-5 Matrix: LIQUID Analysis Method: 8015Mod/8020 Lab Number: 9612923-05	Sampled: 12/12/96 Received: 12/13/96 Analyzed: 12/17/96 Reported: 12/22/96
--	--	---

QC Batch Number: GC121796BTEX18A  
Instrument ID: GCHP18

**Total Purgeable Petroleum Hydrocarbons (TPPH) with BTEX and MTBE**

Analyte	Detection Limit ug/L	Sample Results ug/L
TPPH as Gas	50	90
Methyl t-Butyl Ether	2.5	N.D.
Benzene	0.50	3.0
Toluene	0.50	N.D.
Ethyl Benzene	0.50	N.D.
Xylenes (Total)	0.50	1.7
Chromatogram Pattern:		Gas
<b>Surrogates</b>	<b>Control Limits %</b>	<b>% Recovery</b>
Trifluorotoluene	70 130	98

Analytes reported as N.D. were not present above the stated limit of detection.

SEQUOIA ANALYTICAL - ELAP #1210

  
Peggy Penner  
Project Manager





Blaine Technical Services 985 Timothy Drive San Jose, CA 95133	Client Proj. ID: Chevron 9-4816/961212-J2 Sample Descript: C-6 Matrix: LIQUID Analysis Method: 8015Mod/8020 Lab Number: 9612923-06	Sampled: 12/12/96 Received: 12/13/96 Analyzed: 12/17/96 Reported: 12/22/96
Attention: Jim Keller		

QC Batch Number: GC121796BTEX18A  
Instrument ID: GCHP18

**Total Purgeable Petroleum Hydrocarbons (TPPH) with BTEX and MTBE**

Analyte	Detection Limit ug/L	Sample Results ug/L
TPPH as Gas	50	N.D.
Methyl t-Butyl Ether	2.5	N.D.
Benzene	0.50	N.D.
Toluene	0.50	N.D.
Ethyl Benzene	0.50	N.D.
Xylenes (Total)	0.50	N.D.
Chromatogram Pattern:		
<b>Surrogates</b>	<b>Control Limits %</b>	<b>% Recovery</b>
Trifluorotoluene	70 130	102

Analytes reported as N.D. were not present above the stated limit of detection.

**SEQUOIA ANALYTICAL** - ELAP #1210

Peggy Penner  
Project Manager





Blaine Technical Services 985 Timothy Drive San Jose, CA 95133	Client Proj. ID: Chevron 9-4816/961212-J2 Sample Descript: C-7 Matrix: LIQUID Analysis Method: 8015Mod/8020 Lab Number: 9612923-07	Sampled: 12/12/96 Received: 12/13/96 Analyzed: 12/18/96 Reported: 12/22/96
--	--	---

QC Batch Number: GC121896BTEX07A  
Instrument ID: GCHP07

**Total Purgeable Petroleum Hydrocarbons (TPPH) with BTEX and MTBE**

Analyte	Detection Limit ug/L	Sample Results ug/L
TPPH as Gas	50	N.D.
Methyl t-Butyl Ether	2.5	N.D.
Benzene	0.50	N.D.
Toluene	0.50	N.D.
Ethyl Benzene	0.50	N.D.
Xylenes (Total)	0.50	N.D.
Chromatogram Pattern:		
<b>Surrogates</b>	<b>Control Limits %</b>	<b>% Recovery</b>
Trifluorotoluene	70 130	101

Analytes reported as N.D. were not present above the stated limit of detection.

**SEQUOIA ANALYTICAL - ELAP #1210**

Peggy Penner  
Project Manager





Blaine Technical Services 985 Timothy Drive San Jose, CA 95133	Client Proj. ID: Chevron 9-4816/961212-J2 Sample Descript: C-8 Matrix: LIQUID Analysis Method: 8015Mod/8020 Lab Number: 9612923-08	Sampled: 12/12/96 Received: 12/13/96  Analyzed: 12/17/96 Reported: 12/22/96
--	--	---

QC Batch Number: GC121796BTEX18A  
 Instrument ID: GCHP18

**Total Purgeable Petroleum Hydrocarbons (TPPH) with BTEX and MTBE**

Analyte	Detection Limit ug/L	Sample Results ug/L
TPPH as Gas	1000	3500
Methyl t-Butyl Ether	50	N.D.
Benzene	10	58
Toluene	10	51
Ethyl Benzene	10	22
Xylenes (Total)	10	48
Chromatogram Pattern:		Gas
Unidentified HC		<C8

Surrogates	Control Limits %	% Recovery
Trifluorotoluene	70 130	165 Q

Analytes reported as N.D. were not present above the stated limit of detection.

**SEQUOIA ANALYTICAL** - ELAP #1210

  
 Peggy Penner  
 Project Manager





Blaine Technical Services 985 Timothy Drive San Jose, CA 95133	Client Proj. ID: Chevron 9-4816/961212-J2 Sample Descript: C-9 Matrix: LIQUID Analysis Method: 8015Mod/8020 Lab Number: 9612923-09	Sampled: 12/12/96 Received: 12/13/96 Analyzed: 12/17/96 Reported: 12/22/96
Attention: Jim Keller		

QC Batch Number: GC121796BTEX18A  
Instrument ID: GCHP18

**Total Purgeable Petroleum Hydrocarbons (TPPH) with BTEX and MTBE**

Analyte	Detection Limit ug/L	Sample Results ug/L
TPPH as Gas	50	N.D.
Methyl t-Butyl Ether	2.5	N.D.
Benzene	0.50	N.D.
Toluene	0.50	N.D.
Ethyl Benzene	0.50	N.D.
Xylenes (Total)	0.50	N.D.
Chromatogram Pattern:		
<b>Surrogates</b>	<b>Control Limits %</b>	<b>% Recovery</b>
Trifluorotoluene	70 130	100

Analytes reported as N.D. were not present above the stated limit of detection.

**SEQUOIA ANALYTICAL** - ELAP #1210

  
Peggy Penner  
Project Manager





Blaine Technical Services 985 Timothy Drive San Jose, CA 95133	Client Proj. ID: Chevron 9-4816/961212-J2 Sample Descript: CR-1 Matrix: LIQUID Analysis Method: 8015Mod/8020 Lab Number: 9612923-10	Sampled: 12/12/96 Received: 12/13/96  Analyzed: 12/17/96 Reported: 12/22/96
--	---	---


QC Batch Number: GC121796BTEX18A  
Instrument ID: GCHP18

**Total Purgeable Petroleum Hydrocarbons (TPPH) with BTEX and MTBE**

Analyte	Detection Limit ug/L	Sample Results ug/L
TPPH as Gas	2500	21000
Methyl t-Butyl Ether	125	N.D.
Benzene	25	850
Toluene	25	1400
Ethyl Benzene	25	500
Xylenes (Total)	25	4200
Chromatogram Pattern:		Gas
<b>Surrogates</b>	<b>Control Limits %</b>	<b>% Recovery</b>
Trifluorotoluene	70 130	113

Analytes reported as N.D. were not present above the stated limit of detection.

**SEQUOIA ANALYTICAL** - ELAP #1210

  
Peggy Renner  
Project Manager





Blaine Technical Services 985 Timothy Drive San Jose, CA 95133	Client Proj. ID: Chevron 9-4816/961212-J2 Sample Descript: MW-10 Matrix: LIQUID Analysis Method: 8015Mod/8020 Lab Number: 9612923-11	Sampled: 12/12/96 Received: 12/13/96  Analyzed: 12/17/96 Reported: 12/22/96
Attention: Jim Keller		

QC Batch Number: GC121796BTEX18A  
Instrument ID: GCHP18

**Total Purgeable Petroleum Hydrocarbons (TPPH) with BTEX and MTBE**

Analyte	Detection Limit ug/L	Sample Results ug/L
TPPH as Gas	50	N.D.
Methyl t-Butyl Ether	2.5	N.D.
Benzene	0.50	N.D.
Toluene	0.50	N.D.
Ethyl Benzene	0.50	N.D.
Xylenes (Total)	0.50	N.D.
Chromatogram Pattern:		
<b>Surrogates</b>	<b>Control Limits %</b>	<b>% Recovery</b>
Trifluorotoluene	70 130	96

Analytes reported as N.D. were not present above the stated limit of detection.

**SEQUOIA ANALYTICAL - ELAP #1210**

  
Peggy Penner  
Project Manager







Blaine Technical Services 985 Timothy Drive San Jose, CA 95133	Client Proj. ID: Chevron 9-4816/961212-J2 Sample Descript: MW-11 Matrix: LIQUID Analysis Method: 8015Mod/8020 Lab Number: 9612923-12	Sampled: 12/12/96 Received: 12/13/96  Analyzed: 12/17/96 Reported: 12/22/96
Attention: Jim Keller		

QC Batch Number: GC121796BTEX18A  
Instrument ID: GCHP18

**Total Purgeable Petroleum Hydrocarbons (TPPH) with BTEX and MTBE**

Analyte	Detection Limit ug/L	Sample Results ug/L
TPPH as Gas	50	N.D.
Methyl t-Butyl Ether	2.5	N.D.
Benzene	0.50	N.D.
Toluene	0.50	N.D.
Ethyl Benzene	0.50	N.D.
Xylenes (Total)	0.50	N.D.
Chromatogram Pattern:		
<b>Surrogates</b>	<b>Control Limits %</b>	<b>% Recovery</b>
Trifluorotoluene	70 130	93

Analytes reported as N.D. were not present above the stated limit of detection.

**SEQUOIA ANALYTICAL** - ELAP #1210

  
Peggy Penner  
Project Manager





Blaine Technical Services 985 Timothy Drive San Jose, CA 95133	Client Proj. ID: Chevron 9-4816/961212-J2 Sample Descript: MW-12 Matrix: LIQUID Analysis Method: 8015Mod/8020 Lab Number: 9612923-13	Sampled: 12/12/96 Received: 12/13/96 Analyzed: 12/17/96 Reported: 12/22/96
Attention: Jim Keller		


QC Batch Number: GC121796BTEX18A  
Instrument ID: GCHP18

**Total Purgeable Petroleum Hydrocarbons (TPPH) with BTEX and MTBE**

Analyte	Detection Limit ug/L	Sample Results ug/L
TPPH as Gas	50	N.D.
Methyl t-Butyl Ether	2.5	N.D.
Benzene	0.50	N.D.
Toluene	0.50	N.D.
Ethyl Benzene	0.50	N.D.
Xylenes (Total)	0.50	N.D.
Chromatogram Pattern:		
<b>Surrogates</b>	<b>Control Limits %</b>	<b>% Recovery</b>
Trifluorotoluene	70 130	96

Analytes reported as N.D. were not present above the stated limit of detection.

SEQUOIA ANALYTICAL - ELAP #1210

  
Peggy Penner  
Project Manager





Blaine Technical Services 985 Timothy Drive San Jose, CA 95133	Client Proj. ID: Chevron 9-4816/961212-J2 Sample Descript: TB Matrix: LIQUID Analysis Method: 8015Mod/8020 Lab Number: 9612923-14	Sampled: 12/12/96 Received: 12/13/96 Analyzed: 12/17/96 Reported: 12/22/96
Attention: Jim Keller		

QC Batch Number: GC121796BTEX18A  
Instrument ID: GCHP18

**Total Purgeable Petroleum Hydrocarbons (TPPH) with BTEX and MTBE**

Analyte	Detection Limit ug/L	Sample Results ug/L
TPPH as Gas	50	N.D.
Methyl t-Butyl Ether	2.5	N.D.
Benzene	0.50	N.D.
Toluene	0.50	N.D.
Ethyl Benzene	0.50	N.D.
Xylenes (Total)	0.50	N.D.
Chromatogram Pattern:		
<b>Surrogates</b>	<b>Control Limits %</b>	<b>% Recovery</b>
Trifluorotoluene	70 130	95

Analytes reported as N.D. were not present above the stated limit of detection.

**SEQUOIA ANALYTICAL - ELAP #1210**

Peggy Penner  
Project Manager





Sequoia  
Analytical

680 Chesapeake Drive  
404 N. Wiget Lane  
819 Striker Avenue, Suite 8

Redwood City, CA 94063  
Walnut Creek, CA 94598  
Sacramento, CA 95834

(415) 364-9600  
(510) 988-9600  
(916) 921-9600

FAX (415) 364-9233  
FAX (510) 988-9673  
FAX (916) 921-0100

Blaine Technical Services  
985 Timothy Drive  
San Jose, CA 95133  
Attention: Jim Keller

Client Proj. ID: Chevron 9-4816/961212-J2  
Lab Proj. ID: 9612923


Received: 12/13/96  
Reported: 12/22/96

### LABORATORY NARRATIVE

In order to properly interpret this report, it must be reproduced in its entirety. This report contains a total of 17 pages including the laboratory narrative, sample results, quality control, and related documents as required (cover page, COC, raw data, etc.).

TPPH Note: Sample 9612923-03 was diluted 100-fold.  
Sample 9612923-08 was diluted 20-fold.  
Sample 9612923-10 was diluted 50-fold.

SEQUOIA ANALYTICAL

  
Peggy Penner  
Project Manager





Blaine Tech Services, Inc. Client Project ID: Chevron 9-4816/961212-J2  
 985 Timothy Drive Matrix: Liquid  
 San Jose, CA 95133 Work Order #: 9612923 -01-06,-08-14 Reported: Dec 30, 1996  
 Attention: Jim Keller

**QUALITY CONTROL DATA REPORT**

Analyte:	Benzene	Toluene	Ethyl Benzene	Xylenes
QC Batch#:	GC121796BTEX18A	GC121796BTEX18A	GC121796BTEX18A	GC121796BTEX18A
Analy. Method:	EPA 8020	EPA 8020	EPA 8020	EPA 8020
Prep. Method:	EPA 5030	EPA 5030	EPA 5030	EPA 5030

Analyst:	R. Geckler	R. Geckler	R. Geckler	R. Geckler
MS/MSD #:	961275104	961275104	961275104	961275104
Sample Conc.:	N.D.	N.D.	N.D.	N.D.
Prepared Date:	12/17/96	12/17/96	12/17/96	12/17/96
Analyzed Date:	12/17/96	12/17/96	12/17/96	12/17/96
Instrument I.D.#:	GCHP18	GCHP18	GCHP18	GCHP18
Conc. Spiked:	10 µg/L	10 µg/L	10 µg/L	30 µg/L
Result:	10	10	10	30
MS % Recovery:	100	100	100	100
Dup. Result:	9.7	9.8	9.7	29
MSD % Recov.:	97	98	97	97
RPD:	3.0	2.0	3.0	3.4
RPD Limit:	0-25	0-25	0-25	0-25

LCS #:	BLK121696A	BLK121696A	BLK121696A	BLK121696A
Prepared Date:	12/17/96	12/17/96	12/17/96	12/17/96
Analyzed Date:	12/17/96	12/17/96	12/17/96	12/17/96
Instrument I.D.#:	GCHP18	GCHP18	GCHP18	GCHP18
Conc. Spiked:	10 µg/L	10 µg/L	10 µg/L	30 µg/L
LCS Result:	10	10	9.9	29
LCS % Recov.:	100	100	99	97

MS/MSD	60-140	60-140	60-140	60-140
LCS	70-130	70-130	70-130	70-130
Control Limits				

**SEQUOIA ANALYTICAL**  
  
 Peggy Penner  
 Project Manager

Please Note:  
 The LCS is a control sample of known, interferent-free matrix that is analyzed using the same reagents, preparation, and analytical methods employed for the samples. The matrix spike is an aliquot of sample fortified with known quantities of specific compounds and subjected to the entire analytical procedure. If the recovery of analytes from the matrix spike does not fall within specified control limits due to matrix interference, the LCS recovery is to be used to validate the batch.

\*\* MS=Matrix Spike, MSD=MS Duplicate, RPD=Relative % Difference

9612923.BLA <1>





Blaine Tech Services, Inc. Client Project ID: Chevron 9-4816/961212-J2  
 985 Timothy Drive Matrix: Liquid  
 San Jose, CA 95133 Work Order #: 9612923-07 Reported: Dec 30, 1996  
 Attention: Jim Keller

**QUALITY CONTROL DATA REPORT**

Analyte:	Benzene	Toluene	Ethyl Benzene	Xylenes
QC Batch#:	GC121896BTEX07A	GC121896BTEX07A	GC121896BTEX07A	GC121896BTEX07A
Analy. Method:	EPA 8020	EPA 8020	EPA 8020	EPA 8020
Prep. Method:	EPA 5030	EPA 5030	EPA 5030	EPA 5030

Analyst:	A. Porter	A. Porter	A. Porter	A. Porter
MS/MSD #:	96175105	96175105	96175105	96175105
Sample Conc.:	N.D.	N.D.	N.D.	N.D.
Prepared Date:	12/18/96	12/18/96	12/18/96	12/18/96
Analyzed Date:	12/18/96	12/18/96	12/18/96	12/18/96
Instrument I.D.#:	GCHP07	GCHP07	GCHP07	GCHP07
Conc. Spiked:	10 µg/L	10 µg/L	10 µg/L	30 µg/L
Result:	9.8	9.8	10	29
MS % Recovery:	98	98	100	97
Dup. Result:	10	10	11	32
MSD % Recov.:	100	100	110	107
RPD:	2.0	2.0	9.5	9.8
RPD Limit:	0-25	0-25	0-25	0-25

LCS #:	BLK121896BSA	BLK121896BSA	LK121896BSA	BLK121896BSA
Prepared Date:	12/18/96	12/18/96	12/18/96	12/18/96
Analyzed Date:	12/18/96	12/18/96	12/18/96	12/18/96
Instrument I.D.#:	GCHP07	GCHP07	GCHP07	GCHP07
Conc. Spiked:	10 µg/L	10 µg/L	10 µg/L	30 µg/L
LCS Result:	10	10	10	30
LCS % Recov.:	100	100	100	100

MS/MSD	60-140	60-140	60-140	60-140
LCS	70-130	70-130	70-130	70-130
Control Limits				

**SEQUOIA ANALYTICAL**

Peggy Penner  
 Project Manager

**Please Note:**

The LCS is a control sample of known, interferent-free matrix that is analyzed using the same reagents, preparation, and analytical methods employed for the samples. The matrix spike is an aliquot of sample fortified with known quantities of specific compounds and subjected to the entire analytical procedure. If the recovery of analytes from the matrix spike does not fall within specified control limits due to matrix interference, the LCS recovery is to be used to validate the batch.

\*\* MS= Matrix Spike, MSD= MS Duplicate, RPD= Relative % Difference

9612923.BLA <2>



Chevron U.S.A. Inc. P.O. BOX 5004 San Ramon, CA 94583 FAX (415)842-9591	Chevron Facility Number <u>9-4816</u> Facility Address <u>301 14th St., Oakland, CA</u> Consultant Project Number <u>961212-52</u> Consultant Name <u>Blaine Tech Services, Inc.</u> Address <u>985 Timothy Dr., San Jose, CA 95133</u> Project Contact (Name) <u>Jim Keller</u> (Phone) <u>408 995-5535</u> (Fax Number) <u>408 293-8773</u>	Chevron Contact (Name) <u>Phil Briggs</u> (Phone) <u>(510) 842-9136</u> Laboratory Name <u>Sequoia</u> Laboratory Release Number <u>2172360</u> Samples Collected by (Name) <u>Matt James</u> Collection Date <u>12/12/96</u> Signature <u>[Signature]</u>
--	---	--

Sample Number	Lab Sample Number	Number of Containers	Matrix S = Soil A = Air W = Water C = Charcoal	Type C = Grab C = Composite D = Discrete	Time	Sample Preservation	Iced (Yes or No)	Analyses To Be Performed										DO NOT BILL FOR TB-LB  9612923 Remarks			
								ETEX + TPH GAS (8020 + 8015)	TPH Diesel (8015)	Oil and Grease (8520)	Purgeable Halocarbons (8010)	Purgeable Aromatics (8020)	Purgeable Organics (8240)	Extractable Organics (8270)	Metals Cd, Cr, Pb, Zn, Ni (ICAP or AA)	MTBE					
C-1	1	3	W	D	1435	HCl	Y	X													
C-2	2	3			1500			X													
C-3	3	3			1525			X													
C-4	4	3			1325			X													
C-5	5	3			1415			X													
C-6	6	3			1110			X													
C-7	7	3			1235			X													
C-8	8	3			1620			X													
C-9	9	3			1140			X													
CR-1	10	3			<del>1550</del>			X													
MW-10	11	3			1205			X													
MW-11	12	3			1300			X													
MW-12	13	3	V	X	1350	X	V	X													
TB	14	2						X													

Relinquished By (Signature) <u>[Signature]</u>	Organization <u>BTS</u>	Date/Time <u>12/13/96</u>	Received By (Signature) <u>[Signature]</u>	Organization <u>Sequoia</u>	Date/Time <u>11:40</u>	Turn Around Time (Circle Choice)  24 Hrs. 48 Hrs. 5 Days 10 Days As Contracted
Relinquished By (Signature) <u>[Signature]</u>	Organization	Date/Time <u>12/13/96</u>	Received By (Signature)	Organization	Date/Time	
Relinquished By (Signature)	Organization	Date/Time	Received For Laboratory By (Signature) <u>WU</u>		Date/Time <u>12/13/96 1345</u>	

COC-3.DWG (03/91/HCA)

# **Field Data Sheets**



# WELL GAUGING DATA

Project # 94121252 Date 12/12/96 Client Chevron 9-4816  
 Site 301 14<sup>th</sup> St., Oakland

Well I.D.	Well Size (in.)	Sheen/Odor	Depth to Immiscible Liquid (feet)	Thickness of Immiscible Liquid (ft.)	Volume of Immiscibles Removed (ml)	Depth to Water (feet)	Depth to Well Bottom (feet)	Survey Point: TOB or TOC
C-1	2					21.25	31.08	TOC
C-2	2					21.22	29.04	
C-3	2					20.45	28.65	
C-4	2					20.51	30.30	
C-5	2					22.02	31.57	
C-6	2					19.72	29.10	
C-7	2					20.31	33.10	
C-8	2					19.70	33.70	
C-9	2					19.85	29.04	
CR-1	6					20.61	34.05	
MW-10	2					19.82	34.05	
MW-11	2					20.24	28.48	
MW-12	4					20.50	27.34	
NEW-3	4					20.18	28.22	✓

# CHEVRON WELL MONITORING DATA SHEET

Project #: <u>901212-52</u>	Station #: <u>9-4810</u>
Sampler: <u>MS</u>	Date: <u>12/12/96</u>
Well I.D.: <u>C-1</u>	Well Diameter: 2 3 4 6 8 <u>    </u>
Total Well Depth: <u>31.08</u>	Depth to Water: <u>21.25</u>
Depth to Free Product:	Thickness of Free Product (feet):
Referenced to: <u>PVC</u> Grade	D.O. Meter (if req'd): YSI HACH

Well Diameter	Multiplier	Well Diameter	Multiplier
2"	0.16	5"	1.02
3"	0.37	6"	1.47
4"	0.65	Other	radius <sup>2</sup> * 0.163

Purge Method: Bailer Disposable Bailer <input checked="" type="checkbox"/> Middleburg Electric Submersible Extraction Pump Other: _____	Sampling Method: Bailer Disposable Bailer <input checked="" type="checkbox"/> Extraction Port Other: _____
--	---

<u>1.6</u>	x	<u>3</u>	=	<u>4.7</u>	Gals.
1 Case Volume (Gals.)		Specified Volumes		Calculated Volume	

Time	Temp (°F)	pH	Cond.	Gals. Removed	Observations
<u>1423</u>	<u>69.2</u>	<u>6.9</u>	<u>610</u>	<u>2 <del>1.5</del></u>	
<u>1427</u>	<u>68.4</u>	<u>6.8</u>	<u>600</u>	<u>3.5</u>	
<u>1430</u>	<u>68.0</u>	<u>6.8</u>	<u>600</u>	<u>5</u>	

Did well dewater? Yes <input type="checkbox"/> No <input checked="" type="checkbox"/>	Gallons actually evacuated: <u>5</u>
Sampling Time: <u>1435</u>	Sampling Date: <u>12/12</u>
Sample I.D.: <u>C-1</u>	Laboratory: <u>Sequoia</u> GTEL N. Creek Assoc. Labs
Analyzed for: <u>TPH-G BTEX MTBE</u> TPH-D Other:	
Duplicate I.D.:	Analyzed for: TPH-G BTEX MTBE TPH-D Other:
D.O. (if req'd):	Pre-purge: <u>    </u> mg/L Post-purge: <u>    </u> mg/L
O.R.P. (if req'd):	Pre-purge: <u>    </u> mV Post-purge: <u>    </u> mV

## CHEVRON WELL MONITORING DATA SHEET

Project #: 961212-J2	Station #: 9-4816
Sampler: MS	Date: 12/12/16
Well I.D.: C-2	Well Diameter: <u>2</u> 3 4 6 8
Total Well Depth: 29.04	Depth to Water: 21.22
Depth to Free Product:	Thickness of Free Product (feet):
Referenced to: <u>PVC</u> Grade	D.O. Meter (if req'd): YSI HACH

Well Diameter	Multiplier	Well Diameter	Multiplier
2"	0.16	5"	1.02
3"	0.37	6"	1.47
4"	0.65	Other	radius <sup>2</sup> * 0.163

Purge Method: Bailer Disposable Bailer <input checked="" type="checkbox"/> Middleburg Electric Submersible Extraction Pump Other: _____	Sampling Method: Bailer Disposable Bailer <input checked="" type="checkbox"/> Extraction Port Other: _____
--	---

<u>1.3</u>	x	<u>3</u>	=	<u>3.9</u>	Gals.
1 Case Volume (Gals.)		Specified Volumes		Calculated Volume	

Time	Temp (°F)	pH	Cond.	Gals. Removed	Observations
1448	68.2	6.9	1000	1.5	
1451	67.6	6.8	1000	3	
1455	66.8	6.7	1000	4	

Did well dewater?	Yes <input type="checkbox"/>	No <input checked="" type="checkbox"/>	Gallons actually evacuated: 4
Sampling Time: 1500	Sampling Date: 12/12		
Sample I.D.: C-2	Laboratory: <u>Sequoia</u> GTEL N. Creek Assoc. Labs		
Analyzed for: <u>TPH-G</u> BTEX MTBE TPH-D	Other:		
Duplicate I.D.:	Analyzed for: TPH-G BTEX MTBE TPH-D Other:		
D.O. (if req'd):	Pre-purge:	mg/L	Post-purge: mg/L
O.R.P. (if req'd):	Pre-purge:	mV	Post-purge: mV

# CHEVRON WELL MONITORING DATA SHEET

Project #: 901212-57	Station #: 9-4816
Sampler: MT	Date: 12/12/90
Well I.D.: C-3	Well Diameter: <u>2</u> 3 4 6 8
Total Well Depth: 28.65	Depth to Water: 20.45
Depth to Free Product:	Thickness of Free Product (feet):
Referenced to: <u>PVC</u> Grade	D.O. Meter (if req'd): YSI HACH

Well Diameter	Multiplier	Well Diameter	Multiplier
2"	0.16	5"	1.02
3"	0.37	6"	1.47
4"	0.65	Other	radius <sup>2</sup> * 0.163

Purge Method: Bailer Disposable Bailer <input checked="" type="checkbox"/> Middleburg Electric Submersible Extraction Pump Other: _____	Sampling Method: Bailer Disposable Bailer <input checked="" type="checkbox"/> Extraction Port Other: _____
--	---

<u>1.3</u>	x	<u>3</u>	=	<u>3.9</u>	Gals.
1 Case Volume (Gals.)		Specified Volumes		Calculated Volume	

Time	Temp (°F)	pH	Cond.	Gals. Removed	Observations
1515	69.2	6.6	800	1.5	Black, Sheen
1518	68.2	6.7	730	3	
1521	68.0	6.6	720	4	

Did well dewater? Yes <input type="checkbox"/> No <input checked="" type="checkbox"/>	Gallons actually evacuated: 4	
Sampling Time: 1525	Sampling Date: 12/12	
Sample I.D.: C-3	Laboratory: <u>Sequoia</u> GTEL N. Creek Assoc. Labs	
Analyzed for: <u>TPH-G BTEX MTBE</u> TPH-D Other:		
Duplicate I.D.: _____	Analyzed for: TPH-G BTEX MTBE TPH-D Other:	
D.O. (if req'd):	Pre-purge: _____ mg/L	Post-purge: _____ mg/L
O.R.P. (if req'd):	Pre-purge: _____ mV	Post-purge: _____ mV

## CHEVRON WELL MONITORING DATA SHEET

Project #: <u>961212-52</u>	Station #: <u>9-4816</u>
Sampler: <u>MS</u>	Date: <u>12/12/00</u>
Well I.D.: <u>C-4</u>	Well Diameter: <u>2</u> 3 4 6 8 <u>   </u>
Total Well Depth: <u>30.30</u>	Depth to Water: <u>20.51</u>
Depth to Free Product: <u>   </u>	Thickness of Free Product (feet): <u>   </u>
Referenced to: <u>PVC</u> Grade	D.O. Meter (if req'd): YSI HACH

Well Diameter	Multiplier	Well Diameter	Multiplier
2"	0.16	5"	1.02
3"	0.37	6"	1.47
4"	0.65	Other	radius <sup>2</sup> * 0.163

Purge Method: <u>Bailer</u> <del>Disposable Bailer</del> <u>Middleburg</u> <u>Electric Submersible</u> <u>Extraction Pump</u> Other: <u>   </u>	Sampling Method: <u>Bailer</u> <del>Disposable Bailer</del> <u>Extraction Port</u> Other: <u>   </u>
--	---

<u>1.6</u>	x	<u>3</u>	=	<u>4.7</u>	Gals.
1 Case Volume (Gals.)		Specified Volumes		Calculated Volume	

Time	Temp (°F)	pH	Cond.	Gals. Removed	Observations
<u>1313</u>	<u>68.8</u>	<u>7.3</u>	<u>700</u>	<u>2</u>	
<u>1317</u>	<u>68.2</u>	<u>7.0</u>	<u>690</u>	<u>3.5</u>	
<u>1320</u>	<u>68.0</u>	<u>6.9</u>	<u>690</u>	<u>5</u>	

Did well dewater? Yes <input type="checkbox"/> No <input checked="" type="checkbox"/>	Gallons actually evacuated: <u>5</u>
Sampling Time: <u>1325</u>	Sampling Date: <u>12/12</u>
Sample I.D.: <u>C-4</u>	Laboratory: <u>Sequoia</u> GTEL N. Creek Assoc. Labs
Analyzed for: <u>TPH-G BTEX MTBE</u> TPH-D Other: <u>   </u>	
Duplicate I.D.: <u>   </u>	Analyzed for: TPH-G BTEX MTBE TPH-D Other: <u>   </u>
D.O. (if req'd):	Pre-purge: <u>   </u> mg/L      Post-purge: <u>   </u> mg/L
O.R.P. (if req'd):	Pre-purge: <u>   </u> mV      Post-purge: <u>   </u> mV

# CHEVRON WELL MONITORING DATA SHEET

Project #: <u>96/2/2-52</u>	Station #: <u>9-4816</u>
Sampler: <u>MS</u>	Date: <u>12/12/96</u>
Well I.D.: <u>C-5</u>	Well Diameter: <u>2</u> 3 4 6 8 <u>   </u>
Total Well Depth: <u>51.57</u>	Depth to Water: <u>22.02</u>
Depth to Free Product: <u>   </u>	Thickness of Free Product (feet): <u>   </u>
Referenced to: <u>PVC</u> Grade	D.O. Meter (if req'd): <u>   </u> YSI <u>   </u> HACH

Well Diameter	Multiplier	Well Diameter	Multiplier
2"	0.16	5"	1.02
3"	0.37	6"	1.47
4"	0.65	Other	radius <sup>2</sup> * 0.163

Purge Method: <u>Bailer</u> Disposable Bailer <input checked="" type="checkbox"/> Middleburg <input type="checkbox"/> Electric Submersible <input type="checkbox"/> Extraction Pump <input type="checkbox"/> Other: <u>   </u>	Sampling Method: <u>Bailer</u> Disposable Bailer <input checked="" type="checkbox"/> Extraction Port <input type="checkbox"/> Other: <u>   </u>
---	--

<u>1.5</u>	x	<u>3</u>	=	<u>4.5</u> Gals.
1 Case Volume (Gals.)		Specified Volumes		Calculated Volume

Time	Temp (°F)	pH	Cond.	Gals. Removed	Observations
<u>1405</u>	<u>68.0</u>	<u>7.1</u>	<u>1000</u>	<u>1.5</u>	
<u>1408</u>	<u>67.4</u>	<u>6.9</u>	<u>1000</u>	<u>3</u>	
<u>1411</u>	<u>67.0</u>	<u>6.9</u>	<u>1000</u>	<u>4.5</u>	

Did well dewater? Yes  No  Gallons actually evacuated: 4.5

Sampling Time: 1415 Sampling Date: 12/12

Sample I.D.: C-5 Laboratory: Sequoia GTEL N. Creek Assoc. Labs

Analyzed for: TPH-G BTEX MTBE TPH-D Other:    

Duplicate I.D.:     Analyzed for: TPH-G BTEX MTBE TPH-D Other:    

D.O. (if req'd):	Pre-purge:	mg/L	Post-purge:	mg/L
------------------	------------	------	-------------	------

O.R.P. (if req'd):	Pre-purge:	mV	Post-purge:	mV
--------------------	------------	----	-------------	----

# CHEVRON WELL MONITORING DATA SHEET

Project #: <u>961212-J2</u>	Station #: <u>9-4810</u>
Sampler: <u>MS</u>	Date: <u>12/12/90</u>
Well I.D.: <u>C-6</u>	Well Diameter: <u>2</u> 3 4 6 8
Total Well Depth: <u>29.10</u>	Depth to Water: <u>19.72</u>
Depth to Free Product:	Thickness of Free Product (feet):
Referenced to: <u>PVC</u> Grade	D.O. Meter (if req'd): YSI HACH

Well Diameter	Multiplier	Well Diameter	Multiplier
2"	0.16	5"	1.02
3"	0.27	6"	1.47
4"	0.65	Other	radius <sup>2</sup> * 0.163

Purge Method: Bailer Disposable Bailer <input checked="" type="checkbox"/> Middleburg Electric Submersible Extraction Pump Other: _____	Sampling Method: Bailer Disposable Bailer <input checked="" type="checkbox"/> Extraction Port Other: _____
--	---

<u>1.5</u>	x	<u>3</u>	=	<u>4.5</u>	Gals.
1 Case Volume (Gals.)		Specified Volumes		Calculated Volume	

Time	Temp (°F)	pH	Cond.	Gals. Removed	Observations
<u>1100</u>	<u>69.6</u>	<u>6.9</u>	<u>980</u>	<u>1.5</u>	
<u>1103</u>	<u>68.2</u>	<u>6.8</u>	<u>820</u>	<u>3</u>	
<u>1106</u>	<u>68.0</u>	<u>6.8</u>	<u>790</u>	<u>4.5</u>	

Did well dewater? Yes <input type="checkbox"/> No <input checked="" type="checkbox"/>	Gallons actually evacuated: <u>4.5</u>
Sampling Time: <u>1110</u>	Sampling Date: <u>12/12</u>
Sample I.D.: <u>C-6</u>	Laboratory: <u>Sequoia</u> GTEL N. Creek Assoc. Labs
Analyzed for: <u>TPH-G BTEX MTBE</u> TPH-D Other:	
Duplicate I.D.:	Analyzed for: TPH-G BTEX MTBE TPH-D Other:
D.O. (if req'd):	Pre-purge: <u>mg/l</u> Post-purge: <u>mg/l</u>
O.R.P. (if req'd):	Pre-purge: <u>mV</u> Post-purge: <u>mV</u>

# CHEVRON WELL MONITORING DATA SHEET

Project #: <u>961212-52</u>	Station #: <u>9-4816</u>
Sampler: <u>MS</u>	Date: <u>12/12/96</u>
Well I.D.: <u>C-7</u>	Well Diameter: <u>(2)</u> 3 4 6 8
Total Well Depth: <u>33.10</u>	Depth to Water: <u>20.31</u>
Depth to Free Product:	Thickness of Free Product (feet):
Referenced to: <u>PVC</u> Grade	D.O. Meter (if req'd): YSI HACH

Well Diameter	Multiplier	Well Diameter	Multiplier
2"	0.16	5"	1.02
3"	0.37	6"	1.47
4"	0.65	Other	radius <sup>2</sup> * 0.163

Purge Method: Bailer	Sampling Method: Bailer
Disposable Bailer <input checked="" type="checkbox"/>	Disposable Bailer <input checked="" type="checkbox"/>
Middleburg	Extraction Port
Electric Submersible	Other: _____
Extraction Pump	
Other: _____	

<u>2.0</u>	x	<u>3</u>	=	<u>6.1</u>	Gals.
1 Case Volume (Gals.)		Specified Volumes		Calculated Volume	

Time	Temp (°F)	pH	Cond.	Gals. Removed	Observations
1224	<u>69.2</u>	<u>6.9</u>	<u>420</u>	<u>2.5</u>	
1228	<u>68.6</u>	<u>6.7</u>	<u>440</u>	<u>4.5</u>	
1232	<u>68.4</u>	<u>6.6</u>	<u>450</u>	<u>6.5</u>	

Did well dewater? Yes <input type="checkbox"/> <u>No</u>	Gallons actually evacuated: <u>6.5</u>
Sampling Time: <u>1235</u>	Sampling Date: <u>12/12</u>
Sample I.D.: <u>C-7</u>	Laboratory: <u>Sequoia</u> GTEL N. Creek Assoc. Labs
Analyzed for: <u>TPH-G BTEX MTBE</u> TPH-D Other:	
Duplicate I.D.:	Analyzed for: TPH-G BTEX MTBE TPH-D Other:
D.O. (if req'd):	Pre-purge: _____ <sup>mg/L</sup> Post-purge: _____ <sup>mg/L</sup>
O.R.P. (if req'd):	Pre-purge: _____ mV Post-purge: _____ mV



## CHEVRON WELL MONITORING DATA SHEET

Project #: <u>901212-52</u>	Station #: <u>9-4816</u>
Sampler: <u>NAS</u>	Date: <u>12/12/90</u>
Well I.D.: <u>C-8</u>	Well Diameter: <u>2</u> 3 4 6 8 ____
Total Well Depth: <u>33.70</u>	Depth to Water: <u>19.70</u>
Depth to Free Product: <u>    </u>	Thickness of Free Product (feet): <u>    </u>
Referenced to: <u>PVC</u> Grade	D.O. Meter (if req'd): YSI HACH

Well Diameter	Multiplier	Well Diameter	Multiplier
2"	0.16	5"	1.02
3"	0.37	6"	1.47
4"	0.65	Other	radius <sup>2</sup> * 0.163

Purge Method: Bailer Disposable Bailer <input checked="" type="checkbox"/> Middleburg Electric Submersible Extraction Pump Other: _____	Sampling Method: Bailer Disposable Bailer <input checked="" type="checkbox"/> Extraction Port Other: _____
--	---

<u>2.2</u>	x	<u>3</u>	=	<u>6.7</u> Gals.
1 Case Volume (Gals.)		Specified Volumes		Calculated Volume

Time	Temp (°F)	pH	Cond.	Gals. Removed	Observations
<u>1605</u>	<u>66.2</u>	<u>6.6</u>	<u>700</u>	<u>2.5</u>	
<u>1411</u>	<u>67.6</u>	<u>6.5</u>	<u>680</u>	<u>5</u>	
<u>1615</u>	<u>67.2</u>	<u>6.5</u>	<u>680</u>	<u>7</u>	

Did well dewater? Yes <input type="checkbox"/> No <input checked="" type="checkbox"/>	Gallons actually evacuated: <u>7</u>	
Sampling Time: <u>1620</u>	Sampling Date: <u>12/12</u>	
Sample I.D.: <u>C-8</u>	Laboratory: <u>Sequoia</u> GTEL	
Analyzed for: <u>TPH-B BTEX MTBE</u> TPH-D Other: _____		
D.O. (if req'd):	Pre-purge: _____ mg/L	Post-purge: _____ mg/L
O.R.P. (if req'd):	Pre-purge: _____ mV	Post-purge: _____ mV

## CHEVRON WELL MONITORING DATA SHEET

Project #: <u>961212-52</u>	Station #: <u>9-4816</u>
Sampler: <u>MS</u>	Date: <u>12/12/96</u>
Well I.D.: <u>C-9</u>	Well Diameter: <u>2</u> 3 4 6 8
Total Well Depth: <u>29.04</u>	Depth to Water: <u>19.85</u>
Depth to Free Product:	Thickness of Free Product (feet):
Referenced to: <u>PVC</u> Grade	D.O. Meter (if req'd): YSI HACH

Well Diameter	Multiplier	Well Diameter	Multiplier
2"	0.16	5"	1.02
3"	0.37	6"	1.47
4"	0.65	Other	radius <sup>2</sup> * 0.163

Purge Method: Bailer	Sampling Method: Bailer
Disposable Bailer <input checked="" type="checkbox"/>	Disposable Bailer <input checked="" type="checkbox"/>
Middleburg	Extraction Port
Electric Submersible	Other: _____
Extraction Pump	
Other: _____	

<u>1.5</u>	x	<u>3</u>	=	<u>4.5</u>	Gals.
1 Case Volume (Gals.)		Specified Volumes		Calculated Volume	

Time	Temp (°F)	pH	Cond.	Gals. Removed	Observations
<u>1125</u>	<u>69.6</u>	<u>6.6</u>	<u>610</u>	<u>1.5</u>	
<u>1129</u>	<u>69.2</u>	<u>6.5</u>	<u>550</u>	<u>3</u>	
<u>1133</u>	<u>69.0</u>	<u>6.5</u>	<u>540</u>	<u>4.5</u>	

Did well dewater? Yes <input type="checkbox"/> No <input checked="" type="checkbox"/>	Gallons actually evacuated: <u>4.5</u>
Sampling Time: <u>1140</u>	Sampling Date: <u>12/12</u>
Sample I.D.: <u>C-9</u>	Laboratory: <u>Sequoia</u> GTEL N. Creek Assoc. Labs
Analyzed for: <u>TPH-G BTEX MTBE</u> TPH-D Other:	
Duplicate I.D.:	Analyzed for: TPH-G BTEX MTBE TPH-D Other:
D.O. (if req'd):	Pre-purge: <u>mg/L</u> Post-purge: <u>mg/L</u>
O.R.P. (if req'd):	Pre-purge: <u>mV</u> Post-purge: <u>mV</u>

## CHEVRON WELL MONITORING DATA SHEET

Project #: 961212-JZ	Station #: 9-4816
Sampler: MS	Date: 12/12/96
Well I.D.: MW-10	Well Diameter: <u>2</u> 3 4 6 8
Total Well Depth: 34.05	Depth to Water: 19.82
Depth to Free Product:	Thickness of Free Product (feet):
Referenced to: <u>PVC</u> Grade	D.O. Meter (if req'd): YSI HACH

Well Diameter	Multiplier	Well Diameter	Multiplier
2"	0.16	5"	1.02
3"	0.37	6"	1.47
4"	0.65	Other	radius <sup>2</sup> * 0.163

Purge Method: Bailer Disposable Bailer <input checked="" type="checkbox"/> Middleburg Electric Submersible Extraction Pump Other: _____	Sampling Method: Bailer Disposable Bailer <input checked="" type="checkbox"/> Extraction Port Other: _____
--	---

<u>2.3</u>	x	<u>3</u>	=	<u>6.8</u> Gals.
1 Case Volume (Gals.)		Specified Volumes		Calculated Volume

Time	Temp (°F)	pH	Cond.	Gals. Removed	Observations
1154	68.4	7.0	520	2.5	
1157	67.8	6.9	510	5	
1201	67.6	6.9	500	7	

Did well dewater? Yes <input type="checkbox"/> No <input checked="" type="checkbox"/>	Gallons actually evacuated: 7
Sampling Time: 1205	Sampling Date: 12/12
Sample I.D.: MW-10	Laboratory: <u>Sequoia</u> GTEL N. Creek Assoc. Labs
Analyzed for: <u>TPH-G</u> BTEX MTBE TPH-D Other:	
Duplicate I.D.: Analyzed for: TPH-G BTEX MTBE TPH-D Other:	
D.O. (if req'd): Pre-purge: _____ mg/L	Post-purge: _____ mg/L
O.R.P. (if req'd): Pre-purge: _____ mV	Post-purge: _____ mV

## CHEVRON WELL MONITORING DATA SHEET

Project #: 961212-52	Station #: 9-4816
Sampler: MS	Date: 12/12/96
Well I.D.: MW-11	Well Diameter: <u>2</u> 3 4 6 8
Total Well Depth: 28.48	Depth to Water: 20.24
Depth to Free Product:	Thickness of Free Product (feet):
Referenced to: <u>(PVC)</u> Grade	D.O. Meter (if req'd): YSI HACH

Well Diameter	Multiplier	Well Diameter	Multiplier
2"	0.16	5"	1.02
3"	0.37	6"	1.47
4"	0.65	Other	radius <sup>2</sup> * 0.163

Purge Method: Bailer	Sampling Method: Bailer
Disposable Bailer <input checked="" type="checkbox"/>	Disposable Bailer <input checked="" type="checkbox"/>
Middleburg	Extraction Port
Electric Submersible	Other: _____
Extraction Pump	
Other: _____	

<u>1.3</u>	x	<u>3</u>	=	<u>4.0</u>	Gals.
1 Case Volume (Gals.)		Specified Volumes		Calculated Volume	

Time	Temp (°F)	pH	Cond.	Gals. Removed	Observations
1250	68.4	6.8	500	1.5	
1253	67.4	6.7	480	3	
1256	67.4	6.8	490	4	

Did well dewater? Yes <input type="checkbox"/> <u>No</u> <input checked="" type="checkbox"/>	Gallons actually evacuated: <u>4</u>
Sampling Time: <u>1300</u>	Sampling Date: <u>12/12</u>
Sample I.D.: <u>MW-11</u>	Laboratory: <u>Sequoia</u> GTEL N. Creek Assoc. Labs
Analyzed for: <u>TPH-G BTEX MTBE</u> TPH-D Other:	
Duplicate I.D.:	Analyzed for: TPH-G BTEX MTBE TPH-D Other:
D.O. (if req'd):	Pre-purge: <u>mg/L</u> Post-purge: <u>mg/L</u>
O.R.P. (if req'd):	Pre-purge: <u>mV</u> Post-purge: <u>mV</u>

## CHEVRON WELL MONITORING DATA SHEET

Project #: <u>961212-JZ</u>	Station #: <u>9-4814</u>
Sampler: <u>MS</u>	Date: <u>12/12/96</u>
Well I.D.: <u>MW-12</u>	Well Diameter: 2 3 <u>4</u> 6 8
Total Well Depth: <u>27.34</u>	Depth to Water: <u>20.50</u>
Depth to Free Product:	Thickness of Free Product (feet):
Referenced to: <u>PVC</u> Grade	D.O. Meter (if req'd): YSI HACH

Well Diameter	Multiplier	Well Diameter	Multiplier
2"	0.16	5"	1.02
3"	0.37	6"	1.47
4"	0.65	Other	radius <sup>2</sup> * 0.163

Purge Method:	Sampling Method:
Bailer	Bailer
Disposable Bailer	Disposable Bailer <input checked="" type="checkbox"/>
Middleburg	Extraction Port
Electric Submersible <input checked="" type="checkbox"/>	Other: _____
Extraction Pump	
Other: _____	

<u>4.4</u>	$\times$	<u>3</u>	$=$	<u>133</u>	Gals.
1 Case Volume (Gals.)		Specified Volumes		Calculated Volume	

Time	Temp (°F)	pH	Cond.	Gals. Removed	Observations
<u>1343</u>	<u>67.6</u>	<u>7.2</u>	<u>930</u>	<u>5</u>	
<u>1344</u>	<u>66.6</u>	<u>7.1</u>	<u>910</u>	<u>10</u>	
<u>1346</u>	<u>66.2</u>	<u>7.0</u>	<u>900</u>	<u>14</u>	

Did well dewater? Yes <input type="checkbox"/> <u>No</u> <input checked="" type="checkbox"/>	Gallons actually evacuated: <u>14</u>
Sampling Time: <u>1350</u>	Sampling Date: <u>12/12</u>
Sample I.D.: <u>MW-12</u>	Laboratory: <u>Sequia</u> GTEL N. Creek Assoc. Labs
Analyzed for: <u>TPH-G BTEX MTBE</u> TPH-D Other:	
Duplicate I.D.:	Analyzed for: TPH-G BTEX MTBE TPH-D Other:
D.O. (if req'd):	Pre-purge: _____ mg/L Post-purge: _____ mg/L
O.R.P. (if req'd):	Pre-purge: _____ mV Post-purge: _____ mV

## CHEVRON WELL MONITORING DATA SHEET

Project #: 961212-52	Station #: 9-4816
Sampler: MS	Date: 12/12/96
Well I.D.: CR-1	Well Diameter: 2 3 4 <u>6</u> 8
Total Well Depth: 29.49	Depth to Water: 20.61
Depth to Free Product:	Thickness of Free Product (feet):
Referenced to: <u>PVC</u> Grade	D.O. Meter (if req'd): YSI HACH

Well Diameter	Multiplier	Well Diameter	Multiplier
2"	0.16	5"	1.02
3"	0.37	6"	1.47
4"	0.65	Other	radius <sup>2</sup> * 0.163

Purge Method: Bailer Disposable Bailer Middleburg Electric Submersible <input checked="" type="checkbox"/> Extraction Pump	Sampling Method: Bailer Disposable Bailer <input checked="" type="checkbox"/> Extraction Port Other: _____
--	---

<u>13.1</u>	x	<u>3</u>	=	<u>39.2</u> Gals.
1 Case Volume (Gals.)		Specified Volumes		Calculated Volume

Time	Temp (°F)	pH	Cond.	Gals. Removed	Observations
1539	69.0	6.9	700	14	
1542	68.0	7.0	630	27	
1544	68.2	7.0	620	<del>34</del> 40	

Did well dewater? Yes <input type="checkbox"/> No <input checked="" type="checkbox"/>	Gallons actually evacuated: 40
Sampling Time: 1550	Sampling Date: 12/12
Sample I.D.: CR-1	Laboratory: <u>Sequoia</u> OTEL N. Creek Assoc. Labs
Analyzed for: <u>TPH-G</u> BTEX MTBE TPH-D Other:	
Duplicate I.D.:	Analyzed for: TPH-G BTEX MTBE TPH-D Other:
D.O. (if req'd):	Pre-purge: <input type="checkbox"/> mg/L Post-purge: <input type="checkbox"/> mg/L
O.R.P. (if req'd):	Pre-purge: <input type="checkbox"/> mV Post-purge: <input type="checkbox"/> mV