

**RECEIVED**

By Alameda County Environmental Health at 2:46 pm, May 19, 2014



**Alexis Fischer**  
Project Manager  
Marketing Business Unit

**Chevron Environmental  
Management Company**  
6101 Bollinger Canyon Road  
San Ramon, CA 94583  
Tel (925) 790-6441  
afischer@chevron.com

Alameda County Health Care Services  
1131 Harbor Bay Parkway, Suite 250  
Alameda, CA 94502-6577

Re: Chevron Service Station No. 90121  
3026 Lakeshore Avenue  
Oakland, CA

I have reviewed the attached report entitled *First Semi-Annual 2014 Groundwater Monitoring and Sampling Report*.

I agree with the conclusions and recommendations presented in the referenced report. The information in this report is accurate to the best of my knowledge and all local Agency/Regional Board guidelines have been followed. This report was prepared by Conestoga-Rovers & Associates, upon whose assistance and advice I have relied.

This letter is submitted pursuant to the requirements of California Water Code Section 13267(b)(1) and the regulating implementation entitled Appendix A pertaining thereto.

I declare under penalty of perjury that the foregoing is true and correct to the best of my knowledge.

Sincerely,

A handwritten signature in blue ink that reads "Alexis Fischer".

Alexis Fischer  
Project Manager

Attachment: *First Semi-Annual 2014 Groundwater Monitoring and Sampling Report*



**CONESTOGA-ROVERS  
& ASSOCIATES**

5900 Hollis Street, Suite A  
Emeryville, California 94608  
Telephone: (510) 420-0700 Fax: (510) 420-9170  
<http://www.craworld.com>

May 16, 2013

Reference No. 311973

Mr. Mark Detterman  
Alameda County Environmental Health  
1131 Harbor Bay Parkway, Suite 250  
Alameda, California 94502-6577

Re: First Semi-Annual 2014  
Groundwater Monitoring and Sampling Report  
Former Chevron Service Station 90121  
3026 Lakeshore Avenue  
Oakland, California  
Fuel Leak Case RO0000284

---

Dear Mr. Detterman:

Conestoga-Rovers & Associates (CRA) is submitting this *First Semi-Annual 2014 Groundwater Monitoring and Sampling Report* for the site referenced above (Figure 1) on behalf of Chevron Environmental Management Company. Groundwater monitoring and sampling was performed by Blaine Tech Services (BTS) of San Jose, California. BTS's *First Quarter 2014* monitoring and sampling data package is included as Attachment A. Current and historical groundwater monitoring and sampling data are presented in Table 1 and current data are shown on Figure 2. Eurofins Lancaster Laboratory Environmental, LLCs' *Analytical Results* report is included as Attachment B.

### **RESULTS OF FIRST SEMI-ANNUAL 2014 EVENT**

On March 28, 2014, Blaine Tech monitored and sampled the site wells per the established schedule.

Results of the current monitoring event indicate the following:

- General Groundwater Flow Direction West
- Hydraulic Gradient 0.03
- Approximate Depth to Water 4 to 10 feet below grade

---

Equal  
Employment Opportunity  
Employer

---



May 16, 2013

Reference No. 311973

- 2 -

Results of the current sampling event are presented below in Table A:

<i>Well ID</i>	<i>TPH<sub>mo</sub></i> ( $\mu\text{g/L}$ )	<i>TPH<sub>d</sub></i> ( $\mu\text{g/L}$ )	<i>TPH<sub>g</sub></i> ( $\mu\text{g/L}$ )	<i>Benzene</i> ( $\mu\text{g/L}$ )	<i>Toluene</i> ( $\mu\text{g/L}$ )	<i>Ethylbenzene</i> ( $\mu\text{g/L}$ )	<i>Total Xylenes</i> ( $\mu\text{g/L}$ )	<i>MTBE</i> ( $\mu\text{g/L}$ )
MW-1	NA	2,000	140	2	<0.5	<0.5	<0.5	12
MW-2A	NA	2,200	340	<0.5	<0.5	<0.5	0.6 J	99
MW-3A	NA	530	<50	<0.5	<0.5	<0.5	<0.5	<0.5
MW-4A	NA	5,200	770	4	2	2	2	230
MW-5	NA	<50	<50	<0.5	<0.5	<0.5	<0.5	<0.5
MW-6	NA	1,500	69 J	<0.5	<0.5	<0.5	<0.5	<0.5
MW-8	NA	<50	<50	<0.5	<0.5	<0.5	<0.5	0.6 J
MW-9	NA	4,000	240	<0.5	<0.5	<0.5	0.5 J	23
Sump	NA	2,700	1,800	0.7 J	2	0.9 J	2	18

$\mu\text{g/L}$  Micrograms per liter  
J Estimated value between method detection limit and laboratory reporting limit  
<x Indicates constituent was not detected at or above laboratory reporting limit  
NA Not Analyzed

## **CONCLUSIONS AND RECOMMENDATIONS**

The results of ongoing groundwater monitoring and sampling at the site indicate the following:

- Dissolved hydrocarbon concentrations are within historical ranges, seasonal fluctuations, and are stable or decreasing

CRA will continue semi-annual monitoring and sampling to verify decreasing concentration trends over time.

## **ANTICIPATED FUTURE ACTIVITIES**

### ***Groundwater Monitoring***

Blaine Tech will monitor and sample site wells per the established schedule. CRA will submit a groundwater monitoring and sampling report.



**CONESTOGA-ROVERS  
& ASSOCIATES**

May 16, 2013

Reference No. 311973

- 3 -

***Additional Assessment***

CRA is currently coordinating a second round of air sampling and drafting *the Data Gap Investigation Plan and Focused Site Conceptual Model* as requested by ACEH in their letter dated April 4, 2014. ACEH approved a deadline extension during an April 24, 2014 meeting with CRA and Chevron, and also in the attached email dated April 25, 2014 (Attachment C).

Please contact Nathan Lee at (925) 849-1003 if you have any questions or require additional information.

Regards,

CONESTOGA-ROVERS & ASSOCIATES



Brandon S. Wilken, PG 7564

NL/aa/21

Encl.



**CONESTOGA-ROVERS  
& ASSOCIATES**

May 16, 2013

Reference No. 311973

- 4 -

Figure 1	Vicinity Map
Figure 2	Groundwater Elevation and Hydrocarbon Concentration Map
Table 1	Groundwater Monitoring and Sampling Data
Attachment A	Monitoring Data Package
Attachment B	Laboratory Analytical Report
Attachment C	Regulatory Correspondence

cc: Alexis Fischer, Chevron (*electronic copy*)  
Diocese of Oakland  
Michael E. Delehunt Foley & Lardner LLP  
William Spencer, FWS Highland LLC

## FIGURES

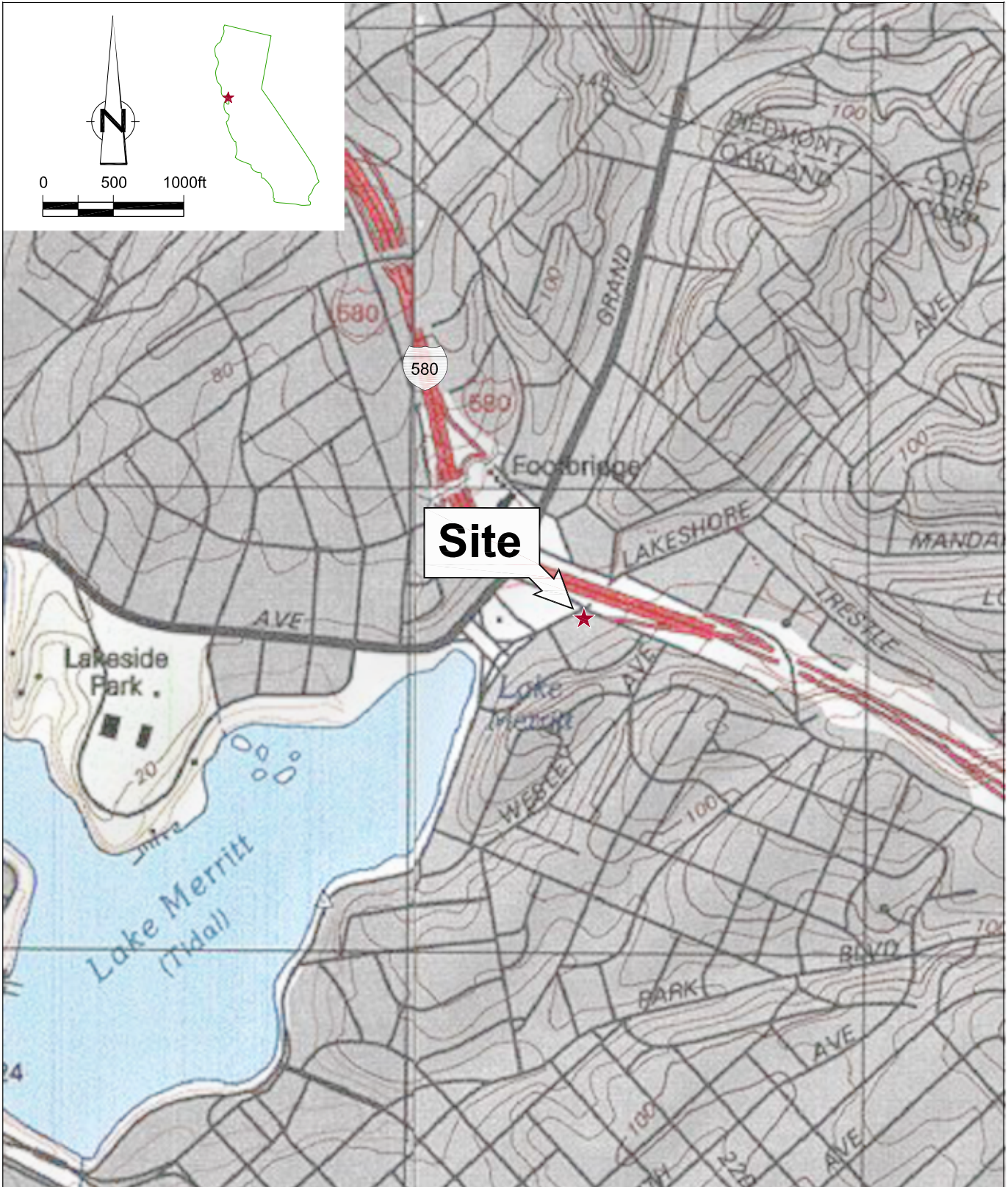
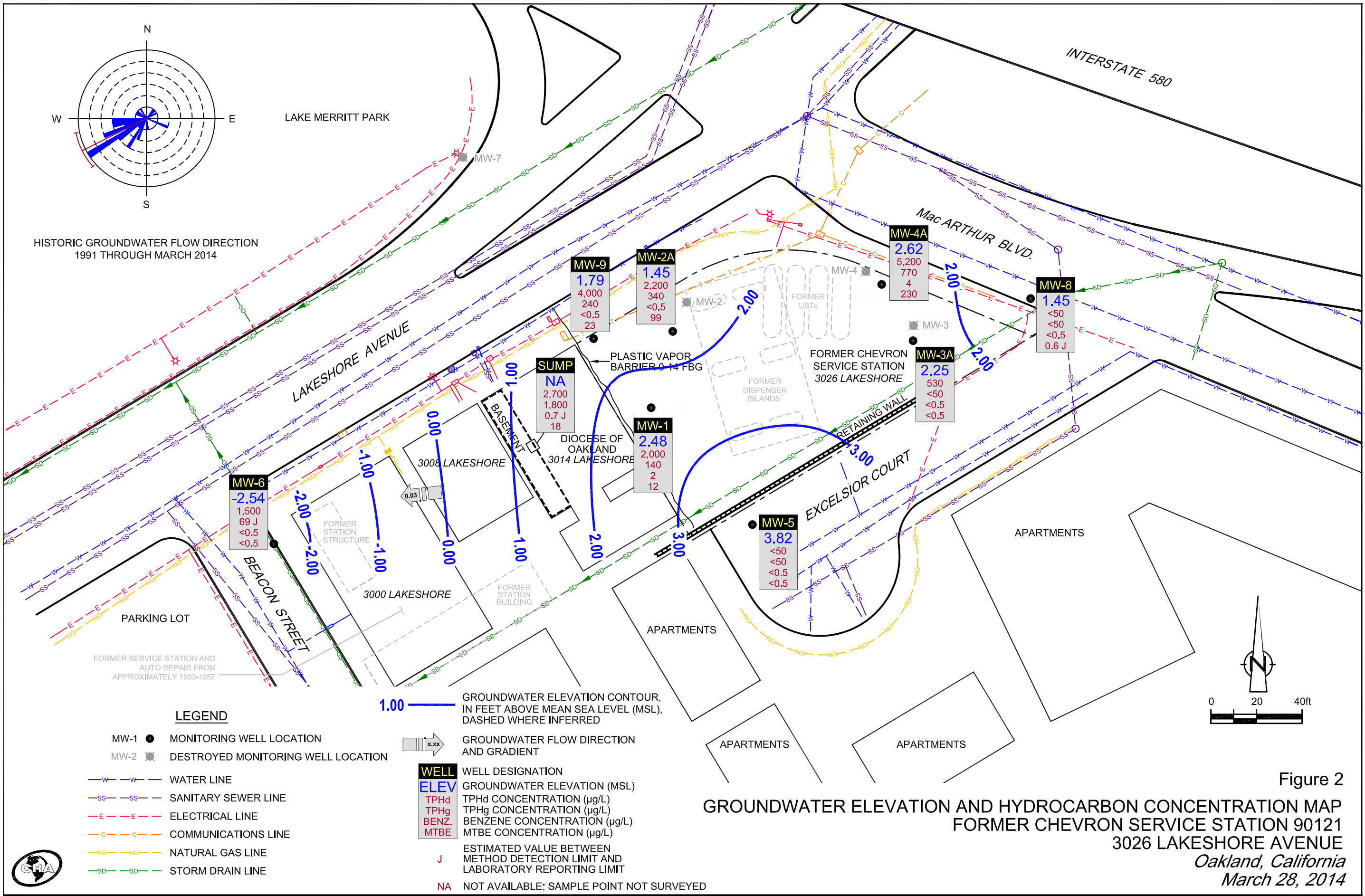


Figure 1  
VICINITY MAP  
FORMER CHEVRON SERVICE STATION 90121  
3026 LAKESHORE AVENUE  
*Oakland, California*





**Figure 2**  
**GROUNDWATER ELEVATION AND HYDROCARBON CONCENTRATION MAP**  
**FORMER CHEVRON SERVICE STATION 90121**  
**3026 LAKESHORE AVENUE**  
*Oakland, California*  
*March 28, 2014*



## TABLE

TABLE 1

GROUNDWATER MONITORING AND SAMPLING DATA  
 FORMER CHEVRON SERVICE STATION 90121  
 3026 LAKESHORE AVENUE  
 OAKLAND, CALIFORNIA

Location	Date	TOC	DTW	GWE	LNAPL	LNAPL REMOVED	HYDROCARBONS					PRIMARY VOCS					ADDITIONAL VOCS	GENERAL CHEMISTRY						
							Motor Oil	Motor Oil w/ Si Gel	TPH-DRO	TPH-DRO w/ Si Gel	TPH-GRO	B	T	E	X	MTBE by SW8260		Ethanol	Ferrous Iron	Nitrate	Total Alkalinity	Sulfate	Total Dissolved Solids	
	Units	ft	ft	ft-amsl	ft	gal	µg/L	µg/L	µg/L	µg/L	µg/L	µg/L	µg/L	µg/L	µg/L	µg/L	µg/L	µg/L	µg/L	µg/L	µg/L	µg/L	µg/L	
MW-1	08/20/1991	6.82	5.20	1.62	0.00	0.00	-	-	260	-	5,100	1,700	21	220	34	-	-	-	-	-	-	-	-	-
MW-1	09/30/1991	6.82	5.67	1.15	Sheen	0.00	-	-	-	-	-	-	-	-	-	-	-	-	-	-	-	-	-	-
MW-1	10/28/1991	6.82	5.30	1.50	0.03	0.00	-	-	-	-	-	-	-	-	-	-	-	-	-	-	-	-	-	-
MW-1	01/08/1992	6.82	5.15	1.67	Sheen	0.00	-	-	4,400	-	5,400	770	13	95	31	-	-	-	-	-	-	-	-	-
MW-1	01/13/1992	6.82	-	-	0.00	0.00	-	-	-	-	-	-	-	-	-	-	-	-	-	-	-	-	-	-
MW-1	06/23/1992	6.89	5.41	1.48	0.00	0.00	-	-	2,000	-	7,700	1,500	40	230	100	-	-	-	-	-	-	-	-	-
MW-1	08/24/1992	6.89	5.77	1.12	0.00	0.00	-	-	-	-	-	-	-	-	-	-	-	-	-	-	-	-	-	-
MW-1	09/21/1992	6.89	5.89	1.00	0.00	0.00	-	-	<50	-	3,500	1,700	28	190	78	-	-	-	-	-	-	-	-	-
MW-1	10/26/1992	6.89	5.94	0.95	0.00	0.00	-	-	-	-	-	-	-	-	-	-	-	-	-	-	-	-	-	-
MW-1	12/23/1992	6.89	4.71	2.18	0.00	0.00	-	-	5,500	-	60,000	7,100	240	2,000	1,300	-	-	-	-	-	-	-	-	-
MW-1	01/08/1993	6.89	-	-	0.00	0.00	-	-	-	-	-	-	-	-	-	-	-	-	-	-	-	-	-	-
MW-1	03/25/1993	6.89	4.72	2.17	0.00	0.00	-	-	<10	-	530	1,100	41	67	79	-	-	-	-	-	-	-	-	-
MW-1	06/11/1993	6.89	5.07	5.37	0.00	0.00	-	-	-	-	7,000	1,900	33	120	69	9,600	-	-	-	-	-	-	-	840
MW-1	09/29/1993	6.89	5.76	1.13	0.00	0.00	-	-	<10	-	6,600	1,600	28	43	74	-	-	-	-	-	-	-	-	-
MW-1	12/20/1993	6.89	5.15	1.74	0.00	0.00	-	-	<10	-	6,300	1,900	36	82	65	-	-	-	-	-	-	-	-	-
MW-1	03/07/1994	6.89	4.68	2.21	0.00	0.00	-	-	<10	-	7,700	1,100	55	66	38	12,000	-	-	-	-	-	-	-	-
MW-1	06/17/1994	6.89	5.06	1.83	0.00	0.00	-	-	2,200	-	4,300	710	12	90	38	-	-	-	-	-	-	-	-	-
MW-1	09/12/1994	6.89	5.65	1.24	0.00	0.00	-	-	2,500	-	6,400	1,500	<25	180	<25	12,000	-	-	-	-	-	-	-	-
MW-1	11/30/1994	6.89	4.57	2.32	0.00	0.00	-	-	2,300 <sup>1</sup>	-	4,900	690	26	97	60	3,900	-	-	-	-	-	-	-	-
MW-1	03/24/1995	6.89	2.98	3.91	0.00	0.00	-	-	1,400 <sup>2</sup>	-	1,800	160	7.3	11	14	1,300	-	-	-	-	-	-	-	-
MW-1	06/27/1995	6.89	5.02	1.87	0.00	0.00	-	-	2,300 <sup>2</sup>	-	4,600	1,300	11	97	13	5,100	-	-	-	-	-	-	-	-
MW-1	09/28/1995	6.89	5.30	1.59	0.00	0.00	-	-	3,900 <sup>2</sup>	-	6,600	1,500	<20	<20	<20	5,800	-	-	-	-	-	-	-	-
MW-1	12/19/1995	6.89	4.68	2.21	0.00	0.00	-	-	2,600 <sup>2</sup>	-	3,800	930	<10	100	<10	6,300	-	-	-	-	-	-	-	-
MW-1	02/28/1996	6.89	3.62	3.27	0.00	0.00	-	-	1,800 <sup>2</sup>	-	3,600	280	<5.0	18	5.5	2,200	-	-	-	-	-	-	-	-
MW-1	06/25/1996	6.89	5.02	1.87	0.00	0.00	-	-	3,000	-	4,700	1,600	36	150	31	3,000	-	-	-	-	-	-	-	-
MW-1	12/17/1996	6.89	4.66	2.23	0.00	0.00	-	-	2,700 <sup>3</sup>	-	7,800	1,000	28	340	63	1,200	-	-	-	-	-	-	-	-
MW-1	03/31/1997	6.89	4.88	2.01	0.00	0.00	-	-	2,200 <sup>2</sup>	-	5,300	590	55	210	53	950	-	-	-	-	-	-	-	-
MW-1	06/30/1997	6.89	5.57	1.32	0.00	0.00	-	-	2,200 <sup>2</sup>	-	4,400	350	<10	<10	11	580	-	-	-	-	-	-	-	-
MW-1	09/12/1997	6.89	5.33	1.56	0.00	0.00	-	-	2,300 <sup>2</sup>	-	3,400	220	9.5	15	11	460	-	-	-	-	-	-	-	-
MW-1	12/05/1997	6.89	4.45	2.44	0.00	0.00	-	-	1,900 <sup>2</sup>	-	4,700	870	21	120	18	750	-	-	-	-	-	-	-	-
MW-1	02/16/1998	6.89	3.37	3.52	0.00	0.00	-	-	1,600 <sup>2</sup>	-	4,400	120	12	11	7.7	270	-	-	-	-	-	-	-	-

TABLE 1

GROUNDWATER MONITORING AND SAMPLING DATA  
 FORMER CHEVRON SERVICE STATION 90121  
 3026 LAKESHORE AVENUE  
 OAKLAND, CALIFORNIA

Location	Date	TOC	DTW	GWE	LNAPLT	LNAPL REMOVED	HYDROCARBONS					PRIMARY VOCS					ADDITIONAL VOCS	GENERAL CHEMISTRY					
							Motor Oil	Motor Oil w/ Si Gel	TPH-DRO	TPH-DRO w/ Si Gel	TPH-GRO	B	T	E	X	MTBE by SW8260		Ethanol	Ferrous Iron	Nitrate	Total Alkalinity	Sulfate	Total Dissolved Solids
	Units	ft	ft	ft-amsl	ft	gal	µg/L	µg/L	µg/L	µg/L	µg/L	µg/L	µg/L	µg/L	µg/L	µg/L	µg/L	µg/L	µg/L	µg/L	µg/L	µg/L	µg/L
MW-1	06/17/1998	6.89	4.65	2.24	0.00	0.00	-	-	1,300 <sup>2</sup>	-	7,800	<25	50	34	650	650	-	-	-	-	-	-	-
MW-1	08/31/1998	6.89	5.19	1.70	0.00	0.00	-	-	2,400 <sup>2</sup>	-	3,700	620	17	120	31	380	-	-	-	-	-	-	-
MW-1	12/28/1998	6.89	4.95	1.94	0.00	0.00	-	-	1,500 <sup>2</sup>	-	3,800	250	14	28	15	330	-	4900	<1,000	390000	<1,000	-	-
MW-1	03/04/1999	6.89	3.65	3.24	0.00	0.00	-	-	1,070 <sup>2</sup>	-	1,560	17.9	<0.5	4.17	1.05	70.4	-	-	-	-	-	-	-
MW-1	06/14/1999	6.89	5.00	1.89	0.00	0.00	-	-	2,500 <sup>2</sup>	-	<10,000	820	240	320	640	<500	-	-	-	-	-	-	-
MW-1	09/17/1999	6.89	6.59	0.30	0.00	0.00	-	-	2,110 <sup>2</sup>	-	3,300	141	12.3	<10	<10	238	-	-	-	-	-	-	-
MW-1	12/20/1999	6.89	4.97	1.92	0.00	0.00	-	-	1,840 <sup>2</sup>	-	2,990	218	16.3	20	<10	232	-	-	-	-	-	-	-
MW-1	03/20/2000	6.89	3.78	3.11	0.00	0.00	-	-	938 <sup>2</sup>	-	1,340	20	3.07	1.87	1.87	29.1	-	-	-	-	-	-	-
MW-1	06/24/2000	6.89	4.44	2.45	0.00	0.00	-	-	1,680 <sup>9</sup>	-	1,500 <sup>7</sup>	12	5.3	<2.5	7.9	190	-	-	-	-	-	-	-
MW-1	09/07/2000	6.89	5.15	1.74	0.00	0.00	-	-	1,500 <sup>9</sup>	-	3,100 <sup>7</sup>	190	13	14	<10	210	-	-	-	-	-	-	-
MW-1	12/05/2000	6.89	4.73	2.16	0.00	0.00	-	-	970 <sup>13</sup>	-	2,140 <sup>14</sup>	248	<5.00	20.5	<5.00	<25.0	-	-	-	-	-	-	-
MW-1	03/01/2001	6.89	3.56	3.33	0.00	0.00	-	-	610 <sup>9</sup>	-	1,000 <sup>7</sup>	21	<10	<10	<10	280	-	-	-	-	-	-	-
MW-1	06/04/2001	6.89	4.76	2.13	0.00	0.00	-	-	1,100 <sup>9</sup>	-	2,800 <sup>7</sup>	310	23	11	15	470	-	-	-	-	-	-	-
MW-1	09/10/2001	6.89	5.61	1.28	0.00	0.00	-	-	2,600	-	2,500 <sup>16</sup>	<20	26	<20	<20	310	-	-	-	-	-	-	-
MW-1	12/03/2001	6.89	3.58	3.31	0.00	0.00	-	-	2,700	-	2,400	30	7.3	7.0	6.5	160	-	-	-	-	-	-	-
MW-1	03/04/2002	6.89	4.53	2.36	0.00	0.00	-	-	2,700	-	3,300	120	17	22	9.0	110	-	-	-	-	-	-	-
MW-1	05/30/2002	6.89	4.48	2.41	0.00	0.00	-	-	2,700	-	4,100	110	9.3	22	11	100	-	-	-	-	-	-	-
MW-1	09/03/2002	6.89	5.47	1.42	0.00	0.00	-	-	2,900	-	3,700	<5.0	7.8	3.2	10	130	-	-	-	-	-	-	-
MW-1	12/09/2002	6.89	5.28	1.61	0.00	0.00	-	-	3,000	-	2,900	35	5.1	5.5	8.3	170	-	-	-	-	-	-	-
MW-1	03/10/2003	6.89	4.39	2.50	0.00	0.00	-	-	1,600	-	3,000	42	5.0	8.2	8.7	110	-	-	-	-	-	-	-
MW-1	06/09/2003 <sup>5,18</sup>	6.89	4.36	2.53	0.00	0.00	-	-	2,000	-	5,200	140	16	20	15	100	-	-	-	-	-	-	-
MW-1	09/08/2003 <sup>5,18</sup>	6.89	5.37	1.52	0.00	0.00	-	-	2,100	-	3,500	4	10	2	11	200	<50	-	-	-	-	-	-
MW-1	12/08/2003 <sup>5,18</sup>	6.89	4.45	2.44	0.00	0.00	-	-	3,400	-	2,200	8	4	3	8	160	<50	-	-	-	-	-	-
MW-1	03/09/2004 <sup>18,20</sup>	6.89	4.03	2.86	0.00	0.00	-	-	3,300	-	1,500	16	3	5	4	99	<130	-	-	-	-	-	-
MW-1	06/17/2004 <sup>18</sup>	6.89	5.48	1.41	0.00	0.00	-	-	2,700	-	3,400	180	13	27	13	160	<50	-	-	-	-	-	-
MW-1	09/15/2004 <sup>18</sup>	6.89	7.80	-0.91	0.00	0.00	-	-	2,600	-	1,700	2	1	0.8	5	180	<50	-	-	-	-	-	-
MW-1	12/23/2004 <sup>18</sup>	6.89	5.54	1.35	0.00	0.00	-	-	3,000	-	1,800	120	3	5	5	120	<50	-	-	-	-	-	-
MW-1	03/24/2005 <sup>18</sup>	6.89	3.40	3.49	0.00	0.00	-	-	950	-	1,100	45	2	5	2	16	<50	-	-	-	-	-	-
MW-1	09/16/2005 <sup>18</sup>	6.89	5.79	1.10	0.00	0.00	-	-	2,200	-	3,700	74	9	21	14	150	<50	-	-	-	-	-	-
MW-1	12/21/2005 <sup>18</sup>	6.89	3.78	3.11	0.00	0.00	-	-	1,600 <sup>22</sup>	-	1,400	53	2	4	4	62	<50	-	-	-	-	-	-
MW-1	03/23/2006 <sup>18</sup>	6.89	3.56	3.33	0.00	0.00	-	-	1,400	-	1,100	3	2	2	3	26	<50	-	-	-	-	-	-

TABLE 1

GROUNDWATER MONITORING AND SAMPLING DATA  
 FORMER CHEVRON SERVICE STATION 90121  
 3026 LAKESHORE AVENUE  
 OAKLAND, CALIFORNIA

Location	Date	TOC	DTW	GWE	LNAPL	LNAPL REMOVED	HYDROCARBONS					PRIMARY VOCS					ADDITIONAL VOCS	GENERAL CHEMISTRY					
							Motor Oil	Motor Oil w/ Si Gel	TPH-DRO	TPH-DRO w/ Si Gel	TPH-GRO	B	T	E	X	MTBE by SW8260		Ethanol	Ferrous Iron	Nitrate	Total Alkalinity	Sulfate	Total Dissolved Solids
Units	ft	ft	ft-amsl	ft	gal	µg/L	µg/L	µg/L	µg/L	µg/L	µg/L	µg/L	µg/L	µg/L	µg/L	µg/L	µg/L	µg/L	µg/L	µg/L	µg/L	µg/L	µg/L
MW-1	06/09/2006 <sup>18</sup>	6.89	4.78	2.11	0.00	0.00	-	-	1,300	-	5,200	160	13	42	20	77	<50	-	-	-	-	-	-
MW-1	09/05/2006 <sup>18</sup>	6.89	6.00	0.89	0.00	0.00	-	-	1,600	-	2,000	0.8	<0.5	<0.5	0.8	1,500	<50	-	-	-	-	-	-
MW-1	12/15/2006 <sup>18</sup>	6.89	4.05	2.84	0.00	0.00	-	-	1,800	-	1,400	3	0.9	1	5	47	<50	-	-	-	-	-	-
MW-1	03/01/2007 <sup>18</sup>	6.89	3.93	2.96	0.00	0.00	-	-	1,500	-	1,000	23	3	3	3	16	<50	-	-	-	-	-	-
MW-1	06/05/2007 <sup>18</sup>	6.89	4.81	2.08	0.00	0.00	-	-	1,200	-	4,000	90	9	21	12	68	<50	-	-	-	-	-	-
MW-1	09/05/2007 <sup>18</sup>	6.89	5.71	1.18	0.00	0.00	-	-	1,800	-	2,000	3	2	1	6	66	<50	-	-	-	-	-	-
MW-1	12/05/2007 <sup>18</sup>	6.89	5.02	1.87	0.00	0.00	-	-	1,200	-	2,400	58	6	7	7	97	150	-	-	-	-	-	-
MW-1	03/03/2008 <sup>18</sup>	6.89	4.53	2.36	0.00	0.00	-	-	1,400	-	1,500	13	2	2	3	36	<50	-	-	-	-	-	-
MW-1	06/02/2008 <sup>18</sup>	6.89	5.77	1.12	0.00	0.00	-	-	1,000	-	1,100	1	1	<0.5	3	59	<50	-	-	-	-	-	-
MW-1	09/04/2008 <sup>18</sup>	6.89	6.11	0.78	0.00	0.00	-	-	1,000	-	1,200	0.6	<0.5	<0.5	2	20	<50	-	-	-	-	-	-
MW-1	12/04/2008 <sup>18</sup>	6.89	6.11	0.78	0.00	0.00	-	-	2,400	-	810	1	0.8	<0.5	1	91	<50	-	-	-	-	-	-
MW-1	02/26/2009 <sup>18</sup>	6.89	4.31	2.58	0.00	0.00	-	-	1,300	-	460	2	2	<0.5	<0.5	39	-	-	-	-	-	-	-
MW-1	06/30/2009 <sup>18</sup>	6.89	5.42	1.47	0.00	0.00	-	-	1,700	-	2,900	14	4	3	6	70	<50	-	-	-	-	-	-
MW-1	09/29/2009 <sup>18</sup>	6.89	5.81	1.08	0.00	0.00	-	-	1,600	-	1,000	<0.5	<0.5	<0.5	1	37	<50	-	-	-	-	-	-
MW-1	03/10/2010 <sup>18</sup>	6.89	3.80	3.09	0.00	0.00	-	-	570	-	450	0.9 J	<0.5	<0.5	<0.5	18	<50	-	-	-	-	-	-
MW-1	09/15/2010	6.89	6.42	0.47	0.00	0.00	-	-	1,400	-	1,600	<0.5	0.6 J	<0.5	3	25	<50	-	-	-	-	-	-
MW-1	03/14/2011	6.89	4.05	2.84	0.00	0.00	94 J	-	56 J	-	220	<0.5	<0.5	<0.5	<0.5	10	<50	-	-	-	-	-	-
MW-1	09/26/2011	6.89	6.42	0.47	0.00	0.00	-	160	-	200	260	<0.5	<0.5	<0.5	<0.5	11	<50	-	-	-	-	-	-
MW-1	03/30/2012	6.89	3.31	3.58	0.00	0.00	-	<38	-	<50	100	<0.5	<0.5	<0.5	<0.5	4	<50	-	-	-	-	-	-
MW-1	09/22/2012	6.89	6.48	0.41	0.00	0.00	-	<38	-	73 J	320	<0.5	<0.5	<0.5	<0.5	16	<50	-	-	-	-	-	-
MW-1	03/19/2013	6.89	5.37	1.52	0.00	0.00	-	<38	-	69 J	270	<0.5	<0.5	<0.5	<0.5	24	<50	-	-	-	-	-	-
MW-1	09/25/2013	6.89	6.48	0.41	0.00	0.00	-	-	2,000	-	210	<0.5	<0.5	<0.5	<0.5	13	<50	-	-	-	-	-	-
<b>MW-1</b>	<b>03/28/2014</b>	<b>6.89</b>	<b>4.41</b>	<b>2.48</b>	<b>0.00</b>	<b>0.00</b>	-	-	<b>2,000</b>	-	<b>140</b>	<b>2</b>	<b>&lt;0.5</b>	<b>&lt;0.5</b>	<b>&lt;0.5</b>	<b>12</b>	<b>&lt;50</b>	-	-	-	-	-	-
MW-2	08/20/1991	6.27	4.35	1.92	0.00	0.00	-	-	600	-	9,300	3,700	55	530	75	-	-	-	-	-	-	-	-
MW-2	09/30/1991	6.27	4.99	1.28	0.00	0.00	-	-	-	-	3,500	2,600	47	440	68	-	-	-	-	-	-	-	-
MW-2	10/28/1991	6.27	4.91	1.36	0.00	0.00	-	-	-	-	4,600	1,800	29	290	53	-	-	-	-	-	-	-	-
MW-2	01/08/1992	6.27	4.64	1.63	Sheen	0.00	-	-	-	-	14,000	4,300	70	<25	130	-	-	-	-	-	-	-	-
MW-2	01/13/1992	6.27	-	-	0.00	0.00	-	-	38,000	-	-	-	-	-	-	-	-	-	-	-	-	-	-
MW-2	06/23/1992	6.27	4.64	1.63	0.02	0.00	-	-	-	-	-	-	-	-	-	-	-	-	-	-	-	-	-
MW-2	08/24/1992	6.27	4.94	1.34	0.02	0.00	-	-	-	-	-	-	-	-	-	-	-	-	-	-	-	-	-

TABLE 1

GROUNDWATER MONITORING AND SAMPLING DATA  
 FORMER CHEVRON SERVICE STATION 90121  
 3026 LAKESHORE AVENUE  
 OAKLAND, CALIFORNIA

Location	Date	TOC	DTW	GWE	LNAPL	LNAPL REMOVED	HYDROCARBONS					PRIMARY VOCS					ADDITIONAL VOCS	GENERAL CHEMISTRY					
							Motor Oil	Motor Oil w/ Si Gel	TPH-DRO	TPH-DRO w/ Si Gel	TPH-GRO	B	T	E	X	MTBE by SW8260		Ethanol	Ferrous Iron	Nitrate	Total Alkalinity	Sulfate	Total Dissolved Solids
	Units	ft	ft	ft-amsl	ft	gal	µg/L	µg/L	µg/L	µg/L	µg/L	µg/L	µg/L	µg/L	µg/L	µg/L	µg/L	µg/L	µg/L	µg/L	µg/L	µg/L	µg/L
MW-2	09/21/1992	6.27	5.08	1.20	0.01	0.00	-	-	-	-	-	-	-	-	-	-	-	-	-	-	-	-	-
MW-2	10/26/1992	6.27	5.93	0.34	0.00	0.00	-	-	-	-	-	-	-	-	-	-	-	-	-	-	-	-	-
MW-2	12/23/1992	6.27	-	-	0.00	0.00	-	-	160,000	-	21,000	5,400	59	1,300	160	-	-	-	-	-	-	-	-
MW-2	01/08/1993	6.27	3.70	2.57	0.00	0.00	-	-	-	-	-	-	-	-	-	-	-	-	-	-	-	-	-
MW-2	03/25/1993	6.27	3.38	2.89	Sheen	0.00	-	-	-	-	-	-	-	-	-	-	-	-	-	-	-	-	-
MW-2	06/11/1993	6.27	4.18	2.09	0.00	0.00	-	-	-	-	5,900	1,100	23	240	51	-	-	-	-	-	-	-	2,300
MW-2	09/29/1993	6.27	6.20	0.07	0.00	0.00	-	-	-	-	-	-	-	-	-	-	-	-	-	-	-	-	-
MW-2	12/20/1993	6.27	4.35	1.94	0.02	0.00	-	-	-	-	-	-	-	-	-	-	-	-	-	-	-	-	-
MW-2	03/07/1994	6.27	3.67	2.60	0.00	0.00	-	-	<10	-	26,000	5,700	170	1,000	150	-	-	-	-	-	-	-	-
MW-2	06/17/1994	6.27	4.02	2.25	Sheen	0.00	-	-	-	-	-	-	-	-	-	-	-	-	-	-	-	-	-
MW-2	09/12/1994	6.27	4.83	1.45	0.01	0.00	-	-	-	-	-	-	-	-	-	-	-	-	-	-	-	-	-
MW-2	11/30/1994 <sup>26</sup>	6.27	4.00	2.27	0.00	0.00	-	-	-	-	-	-	-	-	-	-	-	-	-	-	-	-	-
MW-2	03/24/1995	6.27	4.01	2.73	0.59	0.00	-	-	-	-	-	-	-	-	-	-	-	-	-	-	-	-	-
MW-2	06/27/1995	6.27	4.96	1.71	0.50	0.013	-	-	-	-	-	-	-	-	-	-	-	-	-	-	-	-	-
MW-2	09/28/1995	6.27	4.25	2.62	0.75	0.013	-	-	-	-	-	-	-	-	-	-	-	-	-	-	-	-	-
MW-2	12/19/1995	6.27	4.76	1.99	0.60	0.010	-	-	-	-	-	-	-	-	-	-	-	-	-	-	-	-	-
MW-2	02/28/1996	6.27	4.58	1.99	0.38	0.008	-	-	-	-	-	-	-	-	-	-	-	-	-	-	-	-	-
MW-2	06/25/1996	6.27	4.29	2.36	0.47	0.030	-	-	-	-	-	-	-	-	-	-	-	-	-	-	-	-	-
MW-2	12/17/1996	6.27	4.16	2.22	0.14	0.00	-	-	-	-	-	-	-	-	-	-	-	-	-	-	-	-	-
MW-2	03/31/1997	6.27	4.07	2.34	0.18	0.030	-	-	-	-	-	-	-	-	-	-	-	-	-	-	-	-	-
MW-2	06/30/1997	6.27	4.32	2.06	0.14	0.030	-	-	-	-	-	-	-	-	-	-	-	-	-	-	-	-	-
MW-2	09/12/1997	6.27	4.38	2.00	0.14	0.00	-	-	-	-	-	-	-	-	-	-	-	-	-	-	-	-	-
MW-2	12/05/1997	6.27	3.78	2.51	0.02	0.00	-	-	-	-	-	-	-	-	-	-	-	-	-	-	-	-	-
MW-2	02/16/1998	6.27	3.29	3.08	0.12	0.007	-	-	-	-	-	-	-	-	-	-	-	-	-	-	-	-	-
MW-2	06/17/1998	6.27	4.00	2.35	0.10	0.010	-	-	-	-	-	-	-	-	-	-	-	-	-	-	-	-	-
MW-2	08/31/1998	6.27	5.71	0.65	0.11	0.008	-	-	-	-	-	-	-	-	-	-	-	-	-	-	-	-	-
MW-2	12/28/1998	6.27	4.60	1.75	0.10	0.005	-	-	-	-	-	-	-	-	-	-	-	-	-	-	-	-	-
MW-2	03/04/1999	6.27	3.73	2.58	0.05	0.200	-	-	-	-	-	-	-	-	-	-	-	-	-	-	-	-	-
MW-2A	04/19/1999	6.53	4.86	1.67	0.00	0.00	-	-	820 <sup>2</sup>	-	<2,000	<20	<20	<20	<20	9,200	-	-	-	-	-	-	-
MW-2A	06/14/1999	6.53	5.30	1.23	0.00	0.00	-	-	2,000 <sup>2</sup>	-	<5,000	89	<50	66	<50	10,000	-	-	-	-	-	-	-

TABLE 1

GROUNDWATER MONITORING AND SAMPLING DATA  
 FORMER CHEVRON SERVICE STATION 90121  
 3026 LAKESHORE AVENUE  
 OAKLAND, CALIFORNIA

Location	Date	TOC	DTW	GWE	LNAPL	LNAPL REMOVED	HYDROCARBONS					PRIMARY VOCS					ADDITIONAL VOCS	GENERAL CHEMISTRY					
							Motor Oil	Motor Oil w/ Si Gel	TPH-DRO	TPH-DRO w/ Si Gel	TPH-GRO	B	T	E	X	MTBE by SW8260	Ethanol	Ferrous Iron	Nitrate	Total Alkalinity	Sulfate	Total Dissolved Solids	
							µg/L	µg/L	µg/L	µg/L	µg/L	µg/L	µg/L	µg/L	µg/L	µg/L	µg/L	µg/L	µg/L	µg/L	µg/L	µg/L	µg/L
Units	ft	ft	ft-amsl	ft	gal	µg/L	µg/L	µg/L	µg/L	µg/L	µg/L	µg/L	µg/L	µg/L	µg/L	µg/L	µg/L	µg/L	µg/L	µg/L	µg/L		
MW-2A	09/17/1999	6.53	5.84	0.69	0.00	0.00	-	-	1,050 <sup>2</sup>	-	903	42	1.63	22.8	7.74	11,400	-	-	-	-	-	-	-
MW-2A	12/20/1999	6.53	6.60	-0.07	0.00	0.00	-	-	2,820 <sup>2</sup>	-	2,280	115	<10	87.2	27.2	14,000	-	-	-	-	-	-	-
MW-2A	03/20/2000	6.53	4.79	1.74	0.00	0.00	-	-	1,220 <sup>2</sup>	-	1,040	54.3	<5.0	33.8	12.1	10,900 <sup>2</sup>	-	-	-	-	-	-	-
MW-2A	06/24/2000	6.53	5.25	1.28	0.00	0.00	-	-	1,300 <sup>9</sup>	-	690 <sup>7</sup>	50	2.5	18	9.5	15,000 <sup>8</sup>	-	-	-	-	-	-	-
MW-2A	09/07/2000	6.53	5.44	1.09	0.00	0.00	-	-	770 <sup>9</sup>	-	310 <sup>7</sup>	6.7	1.4	1.6	3.8	16,000	-	-	-	-	-	-	-
MW-2A	12/05/2000	6.53	5.37	1.16	0.00	0.00	-	-	810 <sup>13</sup>	-	414 <sup>14</sup>	32.4	<0.500	7.49	5.96	8,910 <sup>8</sup>	-	-	-	-	-	-	-
MW-2A	03/01/2001	6.53	4.50	2.03	0.00	0.00	-	-	590 <sup>9</sup>	-	370 <sup>7</sup>	30	4.0	12	9.2	8,200	-	-	-	-	-	-	-
MW-2A	06/04/2001	6.53	5.17	1.36	0.00	0.00	-	-	930 <sup>9</sup>	-	<500	19	<5.0	<5.0	<5.0	7,800	-	-	-	-	-	-	-
MW-2A	09/10/2001	6.53	5.74	0.79	0.00	0.00	-	-	2,400	-	<5,000	<50	<50	<50	<50	9,700	-	-	-	-	-	-	-
MW-2A	12/03/2001	6.53	5.07	1.46	0.00	0.00	-	-	2,500	-	480	4.5	<1.0	1.1	<3.0	10,000	-	-	-	-	-	-	-
MW-2A	03/04/2002	6.53	5.01	1.52	0.00	0.00	-	-	2,300	-	630	5.4	1.5	2.9	2.3	7,000	-	-	-	-	-	-	-
MW-2A	05/30/2002	6.53	4.87	1.66	0.00	0.00	-	-	2,100	-	520	6.1	<1.0	2.6	5.4	7,100	-	-	-	-	-	-	-
MW-2A	09/03/2002	6.53	5.50	1.03	0.00	0.00	-	-	2,600	-	590	7.8	0.98	2.9	7.8	7,800	-	-	-	-	-	-	-
MW-2A	12/09/2002	6.53	5.47	1.06	0.00	0.00	-	-	1,900	-	670	7.9	0.88	2.1	5.0	8,300	-	-	-	-	-	-	-
MW-2A	03/10/2003	6.53	5.01	1.52	0.00	0.00	-	-	1,700	-	640	8.0	0.76	2.6	4.1	7,500	-	-	-	-	-	-	-
MW-2A	06/09/2003 <sup>18</sup>	6.53	4.76	1.77	0.00	0.00	-	-	1,900	-	540	3	<3	<3	<3	6,800	-	-	-	-	-	-	-
MW-2A	09/08/2003 <sup>18</sup>	6.53	5.37	1.16	0.00	0.00	-	-	2,000	-	540	3	0.7	0.7	3	7,000	<50	-	-	-	-	-	-
MW-2A	12/08/2003 <sup>18</sup>	6.53	5.19	1.34	0.00	0.00	-	-	3,100	-	480	<5	<5	<5	<5	6,500	<500	-	-	-	-	-	-
MW-2A	03/09/2004 <sup>18</sup>	6.53	4.72	1.81	0.00	0.00	-	-	1,200	-	1,300	44	2	15	10	2,900	<130	-	-	-	-	-	-
MW-2A	06/17/2004 <sup>18</sup>	6.53	6.60	-0.07	0.00	0.00	-	-	2,300	-	920	23	2	6	12	1,700	<100	-	-	-	-	-	-
MW-2A	09/15/2004 <sup>18</sup>	6.53	8.87	-2.34	0.00	0.00	-	-	1,900	-	880	6	2	<1	7	2,100	<100	-	-	-	-	-	-
MW-2A	12/23/2004 <sup>18</sup>	6.53	5.85	0.68	0.00	0.00	-	-	2,200	-	430	6	<3	<3	<3	5,100	<250	-	-	-	-	-	-
MW-2A	03/24/2005 <sup>18</sup>	6.53	4.75	1.78	0.00	0.00	-	-	810	-	390	<5	<5	<5	<5	5,200	<500	-	-	-	-	-	-
MW-2A	06/16/2005 <sup>18</sup>	6.53	5.23	1.30	0.00	0.00	-	-	3,000	-	380	<5	<5	<5	<5	5,500	<500	-	-	-	-	-	-
MW-2A	09/16/2005 <sup>18</sup>	6.53	6.08	0.45	0.00	0.00	-	-	2,600	-	380	<5	<5	<5	<5	5,900	<500	-	-	-	-	-	-
MW-2A	12/21/2005 <sup>18</sup>	6.53	4.98	1.55	0.00	0.00	-	-	4,000 <sup>23</sup>	-	450	1	0.6	<0.5	2	4,800	<50	-	-	-	-	-	-
MW-2A	03/23/2006 <sup>18</sup>	6.53	4.56	1.97	0.00	0.00	-	-	2,600	-	330	1	0.8	<0.5	2	4,500	-	-	-	-	-	-	-
MW-2A	06/09/2006 <sup>18</sup>	6.53	5.16	1.37	0.00	0.00	-	-	2,800	-	500	<1	<1	<1	<1	4,500	<100	-	-	-	-	-	-
MW-2A	09/05/2006 <sup>18</sup>	6.53	5.81	0.72	0.00	0.00	-	-	3,000	-	510	<5	<5	<5	<5	3,600	<500	-	-	-	-	-	-
MW-2A	12/15/2006 <sup>18</sup>	6.53	5.05	1.48	0.00	0.00	-	-	2,800	-	600	4	<1	<1	1	4,000	<100	-	-	-	-	-	-
MW-2A	03/01/2007 <sup>18</sup>	6.53	5.03	1.50	0.00	0.00	-	-	1,800	-	230	<3	<3	<3	<3	3,700	<250	-	-	-	-	-	-

TABLE 1

GROUNDWATER MONITORING AND SAMPLING DATA  
 FORMER CHEVRON SERVICE STATION 90121  
 3026 LAKESHORE AVENUE  
 OAKLAND, CALIFORNIA

Location	Date	TOC	DTW	GWE	LNAPLT	LNAPL REMOVED	HYDROCARBONS					PRIMARY VOCS					ADDITIONAL VOCS	GENERAL CHEMISTRY					
							Motor Oil	Motor Oil w/ Si Gel	TPH-DRO	TPH-DRO w/ Si Gel	TPH-GRO	B	T	E	X	MTBE by SW8260		Ethanol	Ferrous Iron	Nitrate	Total Alkalinity	Sulfate	Total Dissolved Solids
Units	ft	ft	ft-amsl	ft	gal	µg/L	µg/L	µg/L	µg/L	µg/L	µg/L	µg/L	µg/L	µg/L	µg/L	µg/L	µg/L	µg/L	µg/L	µg/L	µg/L	µg/L	µg/L
MW-2A	06/05/2007 <sup>18</sup>	6.53	4.81	1.72	0.00	0.00	-	-	1,700	-	480	0.9	0.6	<0.5	2	3,500	<50	-	-	-	-	-	-
MW-2A	09/05/2007 <sup>18</sup>	6.53	5.25	1.28	0.00	0.00	-	-	2,400	-	430	1	1	<0.5	2	1,700	<50	-	-	-	-	-	-
MW-2A	12/05/2007 <sup>18</sup>	6.53	5.28	1.25	0.00	0.00	-	-	2,000	-	530	2	<1	<1	2	3,400	<100	-	-	-	-	-	-
MW-2A	03/03/2008 <sup>18</sup>	6.53	5.13	1.40	0.00	0.00	-	-	2,100	-	960	85	3	3	5	520	<50	-	-	-	-	-	-
MW-2A	06/02/2008 <sup>18</sup>	6.53	5.60	0.93	0.00	0.00	-	-	2,300	-	600	10	1	0.7	5	1,300	<50	-	-	-	-	-	-
MW-2A	09/04/2008 <sup>18</sup>	6.53	5.72	0.81	0.00	0.00	-	-	2,600	-	440	<1	<1	<1	1	2,500	<100	-	-	-	-	-	-
MW-2A	12/04/2008 <sup>18</sup>	6.53	6.20	0.33	0.00	0.00	-	-	4,000	-	480	<1	<1	<1	1	2,400	<100	-	-	-	-	-	-
MW-2A	02/26/2009 <sup>18</sup>	6.53	4.39	2.14	0.00	0.00	-	-	860	-	420	44	4	3	3	18	<50	-	-	-	-	-	-
MW-2A	06/30/2009 <sup>18</sup>	6.53	5.38	1.15	0.00	0.00	-	-	2,900	-	500	1	13	2	22	1,900	<50	-	-	-	-	-	-
MW-2A	09/29/2009 <sup>18</sup>	6.53	5.70	0.83	0.00	0.00	-	-	4,200	-	500	2	1	<0.5	5	900	<50	-	-	-	-	-	-
MW-2A	03/10/2010 <sup>18</sup>	6.53	3.77	2.76	0.00	0.00	-	-	1,100	-	900	90	4	2	2	27	<50	-	-	-	-	-	-
MW-2A	09/15/2010	6.53	5.80	0.73	0.00	0.00	-	-	2,800	-	360	<0.5	<0.5	<0.5	2	24	<50	-	-	-	-	-	-
MW-2A	03/14/2011	6.53	4.72	1.81	0.00	0.00	540	-	670	-	960	34	4	1	4	39	<50	-	-	-	-	-	-
MW-2A	09/26/2011	6.53	5.95	0.58	0.00	0.00	-	<39	-	120	340	<0.5	<0.5	<0.5	0.7 J	80	<50	-	-	-	-	-	-
MW-2A	03/30/2012	6.53	4.18	2.35	0.00	0.00	-	<38	-	82 J	360	<0.5	<0.5	<0.5	2	200	<50	-	-	-	-	-	-
MW-2A	09/22/2012	6.53	6.23	0.30	0.00	0.00	-	<38	-	50 J	350	<0.5	<0.5	<0.5	1	86	<50	-	-	-	-	-	-
MW-2A	03/20/2013	6.53	5.84	0.69	0.00	0.00	-	<38	-	<50	310	<0.5	<0.5	<0.5	<0.5	130	<50	-	-	-	-	-	-
MW-2A	09/25/2013	6.53	6.22	0.31	0.00	0.00	-	-	2,700	-	310	<0.5	<0.5	<0.5	0.6 J	48	<50	-	-	-	-	-	-
MW-2A	03/28/2014	6.53	5.08	1.45	0.00	0.00	-	-	2,200	-	340	<0.5	<0.5	<0.5	0.6 J	99	<50	-	-	-	-	-	-
MW-3	08/20/1991	8.71	8.45	0.26	0.00	0.00	-	-	200	-	3,100	200	13	15	12	-	-	-	-	-	-	-	-
MW-3	09/30/1991	8.71	8.74	-0.03	0.00	0.00	-	-	-	-	1,000	150	8.3	13	6.7	-	-	-	-	-	-	-	-
MW-3	10/28/1991	8.71	8.76	-0.05	0.00	0.00	-	-	-	-	1,200	120	6.7	11	7.5	-	-	-	-	-	-	-	-
MW-3	01/08/1992	8.71	8.77	-0.06	0.00	0.00	-	-	-	-	410	120	0.9	4.1	3.4	-	-	-	-	-	-	-	-
MW-3	01/13/1992	8.71	-	-	0.00	0.00	-	-	220	-	-	-	-	-	-	-	-	-	-	-	-	-	-
MW-3	06/23/1992	8.71	8.68	0.03	0.00	0.00	-	-	<50	-	630	43	0.8	8.2	3.4	-	-	-	-	-	-	-	-
MW-3	08/24/1992	8.71	8.85	-0.14	0.00	0.00	-	-	-	-	-	-	-	-	-	-	-	-	-	-	-	-	-
MW-3	09/21/1992	8.71	8.94	-0.23	0.00	0.00	-	-	<50	-	1,800	730	1.4	66	39	-	-	-	-	-	-	-	-
MW-3	10/26/1992	8.71	9.07	-0.36	0.00	0.00	-	-	-	-	-	-	-	-	-	-	-	-	-	-	-	-	-
MW-3	12/23/1992	8.71	-	-	0.00	0.00	-	-	850	-	840	270	3.4	15	4.2	-	-	-	-	-	-	-	-
MW-3	01/08/1993	8.71	7.69	1.02	0.00	0.00	-	-	-	-	-	-	-	-	-	-	-	-	-	-	-	-	-

TABLE 1

GROUNDWATER MONITORING AND SAMPLING DATA  
 FORMER CHEVRON SERVICE STATION 90121  
 3026 LAKESHORE AVENUE  
 OAKLAND, CALIFORNIA

Location	Date	TOC	DTW	GWE	LNAPLT	LNAPL REMOVED	HYDROCARBONS					PRIMARY VOCS					ADDITIONAL VOCS	GENERAL CHEMISTRY					
							Motor Oil	Motor Oil w/ Si Gel	TPH-DRO	TPH-DRO w/ Si Gel	TPH-GRO	B	T	E	X	MTBE by SW8260		Ethanol	Ferrous Iron	Nitrate	Total Alkalinity	Sulfate	Total Dissolved Solids
	Units	ft	ft	ft-amsl	ft	gal	µg/L	µg/L	µg/L	µg/L	µg/L	µg/L	µg/L	µg/L	µg/L	µg/L	µg/L	µg/L	µg/L	µg/L	µg/L	µg/L	µg/L
MW-3	03/25/1993	8.71	7.74	0.97	0.00	0.00	-	-	<10	-	760	270	4.0	10	5.0	-	-	-	-	-	-	-	-
MW-3	06/11/1993	8.71	8.52	0.19	0.00	0.00	-	-	-	-	200	32	1.0	5.0	2.0	-	-	-	-	-	-	-	5,600
MW-3	09/29/1993	8.71	6.05	2.66	0.00	0.00	-	-	-	-	9,300	2,800	60	270	62	-	-	-	-	-	-	-	-
MW-3	12/20/1993	8.71	8.83	-0.12	0.00	0.00	-	-	<10	-	460	250	4.0	8.0	4.0	-	-	-	-	-	-	-	-
MW-3	03/07/1994	8.71	8.07	0.64	0.00	0.00	-	-	<10	-	2,400	260	13	35	18	-	-	-	-	-	-	-	-
MW-3	06/17/1994	8.71	8.52	0.19	0.00	0.00	-	-	<50	-	1,000	200	4.0	6.6	6.7	-	-	-	-	-	-	-	-
MW-3	09/12/1994	8.71	8.92	-0.21	0.00	0.00	-	-	<50	-	360	130	3.4	4.8	3.3	130	-	-	-	-	-	-	-
MW-3	11/30/1994 <sup>26</sup>	8.71	8.13	0.58	0.00	0.00	-	-	-	-	-	-	-	-	-	-	-	-	-	-	-	-	-
MW-3	03/24/1995	8.71	6.78	1.93	0.00	0.00	-	-	1,200 <sup>2</sup>	-	4,100	920	<10	23	<10	70	-	-	-	-	-	-	-
MW-3	06/27/1995	8.71	8.22	0.49	0.00	0.00	-	-	1,000 <sup>2</sup>	-	3,100	640	16	31	<10	<50	-	-	-	-	-	-	-
MW-3	09/28/1995	8.71	8.85	-0.14	0.00	0.00	-	-	460 <sup>2</sup>	-	490	78	3.4	4.4	2.4	38	-	-	-	-	-	-	-
MW-3	12/19/1995	8.71	8.02	0.69	0.00	0.00	-	-	650 <sup>2</sup>	-	2,600	580	<10	25	<10	<50	-	-	-	-	-	-	-
MW-3	02/28/1996	8.71	7.55	1.16	0.00	0.00	-	-	780 <sup>2</sup>	-	1,500	510	<5.0	9.9	<5.0	<25	-	-	-	-	-	-	-
MW-3	06/25/1996	8.71	8.37	0.34	0.00	0.00	-	-	1,200 <sup>2</sup>	-	1,300	390	7.8	14	6.5	31	-	-	-	-	-	-	-
MW-3	12/17/1996	8.71	8.30	0.41	0.00	0.00	-	-	1,100 <sup>2</sup>	-	760	85	<1.2	5.9	5.1	<6.2	-	-	-	-	-	-	-
MW-3	03/31/1997	8.71	8.19	0.52	0.00	0.00	-	-	1,300 <sup>2</sup>	-	2,000	380	12	24	12	<25	-	-	-	-	-	-	-
MW-3	06/30/1997	8.71	8.71	0.00	0.00	0.00	-	-	620 <sup>2</sup>	-	1,900	340	9.9	23	6.1	<25	-	-	-	-	-	-	-
MW-3	09/12/1997	8.71	7.64	1.07	0.00	0.00	-	-	400 <sup>2</sup>	-	1,200	200	4.6	14	4.8	3.9	-	-	-	-	-	-	-
MW-3	12/05/1997	8.71	8.25	0.46	0.00	0.00	-	-	190 <sup>2</sup>	-	460	72	2.7	5.2	1.7	<5.0	-	-	-	-	-	-	-
MW-3	02/16/1998	8.71	7.00	1.71	0.00	0.00	-	-	1,000 <sup>2</sup>	-	6,200	1,100	20	34	12	<50	-	-	-	-	-	-	-
MW-3	06/17/1998	8.71	8.00	0.71	0.00	0.00	-	-	1,100 <sup>2</sup>	-	3,000	350	<10	<10	<10	120	-	-	-	-	-	-	-
MW-3	08/31/1998	8.71	8.63	0.08	0.00	0.00	-	-	790 <sup>2</sup>	-	430	100	2.6	8.6	6.0	<12	-	-	-	-	-	-	-
MW-3	12/28/1998	8.71	8.73	-0.02	0.00	0.00	-	-	180 <sup>2</sup>	-	1,400	220	<10	12	<10	<50	-	4500	<1,000	980000	390000	-	-
MW-3	03/04/1999	8.71	7.65	1.06	0.00	0.00	-	-	763 <sup>2</sup>	-	2,880	355	9.15	19	<5.0	<20	-	-	-	-	-	-	-
MW-3A	04/19/1999	8.70	7.70	1.00	0.00	0.00	-	-	93 <sup>2</sup>	-	<50	<0.5	<0.5	<0.5	<0.5	3.1	-	-	-	-	-	-	-
MW-3A	06/14/1999	8.70	8.20	0.50	0.00	0.00	-	-	160 <sup>2</sup>	-	148	4.55	0.82	0.53	1.1	3.7	-	-	-	-	-	-	-
MW-3A	09/17/1999	8.70	8.72	-0.02	0.00	0.00	-	-	101 <sup>2</sup>	-	169	6.02	0.806	0.515	0.786	4.68	-	-	-	-	-	-	-
MW-3A	12/20/1999	8.70	8.92	-0.22	0.00	0.00	-	-	153 <sup>2</sup>	-	<50	1.82	<0.5	<0.5	<0.5	11	-	-	-	-	-	-	-
MW-3A	03/20/2000	8.70	7.64	1.06	0.00	0.00	-	-	223 <sup>2</sup>	-	140	5.08	0.695	<0.5	<0.5	10.1	-	-	-	-	-	-	-
MW-3A	06/24/2000	8.70	8.38	0.32	0.00	0.00	-	-	128 <sup>9</sup>	-	<50	0.74	<0.50	<0.50	<0.50	34	-	-	-	-	-	-	-



TABLE 1

GROUNDWATER MONITORING AND SAMPLING DATA  
 FORMER CHEVRON SERVICE STATION 90121  
 3026 LAKESHORE AVENUE  
 OAKLAND, CALIFORNIA

Location	Date	TOC	DTW	GWE	LNAPLT	LNAPL REMOVED	HYDROCARBONS					PRIMARY VOCS				MTBE by SW8260	ADDITIONAL VOCS	GENERAL CHEMISTRY					
							Motor Oil	Motor Oil w/ Si Gel	TPH-DRO	TPH-DRO w/ Si Gel	TPH-GRO	B	T	E	X		Ethanol	Ferrous Iron	Nitrate	Total Alkalinity	Sulfate	Total Dissolved Solids	
	Units	ft	ft	ft-amsl	ft	gal	µg/L	µg/L	µg/L	µg/L	µg/L	µg/L	µg/L	µg/L	µg/L	µg/L	µg/L	µg/L	µg/L	µg/L	µg/L	µg/L	µg/L
MW-3A	09/07/2000	8.70	8.79	-0.09	0.00	0.00	-	-	<50	-	<50	1.4	<0.50	<0.50	<0.50	15	-	-	-	-	-	-	-
MW-3A	12/05/2000	8.70	8.68	0.02	0.00	0.00	-	-	<50	-	<50.0	1.39	<0.500	<0.500	<0.500	12.9	-	-	-	-	-	-	-
MW-3A	03/01/2001	8.70	7.82	0.88	0.00	0.00	-	-	66 <sup>11</sup>	-	<50	1.0	<0.50	<0.50	<0.50	19	-	-	-	-	-	-	-
MW-3A	06/04/2001	8.70	8.45	0.25	0.00	0.00	-	-	69 <sup>9</sup>	-	<50	2.0	<0.50	<0.50	<0.50	37	-	-	-	-	-	-	-
MW-3A	09/10/2001	8.70	9.10	-0.40	0.00	0.00	-	-	<50	-	<50	3.9	<0.50	<0.50	<0.50	19	-	-	-	-	-	-	-
MW-3A	12/03/2001	8.70	8.08	0.62	0.00	0.00	-	-	56	-	<50	<0.50	<0.50	<0.50	<1.5	19	-	-	-	-	-	-	-
MW-3A	03/04/2002	8.70	8.94	-0.24	0.00	0.00	-	-	85	-	<50	<0.50	<0.50	<0.50	<1.5	26	-	-	-	-	-	-	-
MW-3A	05/30/2002	8.70	8.78	-0.08	0.00	0.00	-	-	210	-	<50	<0.50	<0.50	<0.50	<1.5	22	-	-	-	-	-	-	-
MW-3A	09/03/2002	8.70	8.98	-0.28	0.00	0.00	-	-	89	-	<50	<0.50	<0.50	<0.50	<1.5	24	-	-	-	-	-	-	-
MW-3A	12/09/2002	8.70	8.90	-0.20	0.00	0.00	-	-	110	-	<50	<0.50	<0.50	<0.50	<1.5	22	-	-	-	-	-	-	-
MW-3A	03/10/2003	8.70	8.12	0.58	0.00	0.00	-	-	66	-	<50	<0.50	<0.50	<0.50	<1.5	40	-	-	-	-	-	-	-
MW-3A	06/09/2003 <sup>18</sup>	8.70	8.23	0.47	0.00	0.00	-	-	82	-	<50	<0.5	0.5	<0.5	<0.5	35	-	-	-	-	-	-	-
MW-3A	09/08/2003 <sup>18</sup>	8.70	8.76	-0.06	0.00	0.00	-	-	110	-	<50	<0.5	<0.5	<0.5	<0.5	27	<50	-	-	-	-	-	-
MW-3A	12/08/2003 <sup>18</sup>	8.70	8.50	0.20	0.00	0.00	-	-	74 <sup>19</sup>	-	<50	<0.5	<0.5	<0.5	<0.5	23	<50	-	-	-	-	-	-
MW-3A	03/09/2004 <sup>18</sup>	8.70	7.71	0.99	0.00	0.00	-	-	410	-	53	1	<0.5	<0.5	<0.5	28	<50	-	-	-	-	-	-
MW-3A	06/17/2004 <sup>18</sup>	8.70	8.52	0.18	0.00	0.00	-	-	430	-	180	1	<0.5	<0.5	<0.5	3	<50	-	-	-	-	-	-
MW-3A	09/15/2004 <sup>18</sup>	8.70	9.12	-0.42	0.00	0.00	-	-	280	-	92	<0.5	<0.5	<0.5	<0.5	63	<50	-	-	-	-	-	-
MW-3A	12/23/2004 <sup>18</sup>	8.70	8.76	-0.06	0.00	0.00	-	-	330	-	76	<0.5	<0.5	<0.5	<0.5	5	<50	-	-	-	-	-	-
MW-3A	03/24/2005 <sup>18</sup>	8.70	6.28	2.42	0.00	0.00	-	-	210	-	<50	<0.5	<0.5	<0.5	<0.5	0.6	360	-	-	-	-	-	-
MW-3A	06/16/2005 <sup>18</sup>	8.70	8.18	0.52	0.00	0.00	-	-	590	-	<50	<0.5	<0.5	<0.5	<0.5	2	<50	-	-	-	-	-	-
MW-3A	09/16/2005 <sup>18</sup>	8.70	8.78	-0.08	0.00	0.00	-	-	160 <sup>21</sup>	-	<50	<0.5	<0.5	<0.5	<0.5	5	<50	-	-	-	-	-	-
MW-3A	12/21/2005 <sup>18</sup>	8.70	8.30	0.40	0.00	0.00	-	-	220 <sup>23</sup>	-	<50	<0.5	<0.5	<0.5	<0.5	10	<50	-	-	-	-	-	-
MW-3A	03/23/2006 <sup>18</sup>	8.70	7.10	1.60	0.00	0.00	-	-	150	-	<50	<0.5	<0.5	<0.5	<0.5	0.5	<50	-	-	-	-	-	-
MW-3A	06/09/2006 <sup>18</sup>	8.70	8.30	0.40	0.00	0.00	-	-	390	-	<50	<0.5	<0.5	<0.5	<0.5	2	<50	-	-	-	-	-	-
MW-3A	09/05/2006 <sup>18</sup>	8.70	9.00	-0.30	0.00	0.00	-	-	140	-	<50	<0.5	<0.5	<0.5	<0.5	5	<50	-	-	-	-	-	-
MW-3A	12/15/2006 <sup>18</sup>	8.70	8.53	0.17	0.00	0.00	-	-	250	-	<50	<0.5	0.8	<0.5	2	9	<50	-	-	-	-	-	-
MW-3A	03/01/2007 <sup>18</sup>	8.70	8.07	0.63	0.00	0.00	-	-	140	-	<50	2	4	1	5	10	<50	-	-	-	-	-	-
MW-3A	06/05/2007 <sup>18</sup>	8.70	8.44	0.26	0.00	0.00	-	-	2,900	-	<50	<0.5	<0.5	<0.5	<0.5	7	<50	-	-	-	-	-	-
MW-3A	09/05/2007 <sup>18</sup>	8.70	9.05	-0.35	0.00	0.00	-	-	520	-	<50	<0.5	<0.5	<0.5	<0.5	8	<50	-	-	-	-	-	-
MW-3A	12/05/2007 <sup>18</sup>	8.70	8.71	-0.01	0.00	0.00	-	-	110	-	<50	<0.5	<0.5	<0.5	<0.5	30	<50	-	-	-	-	-	-
MW-3A	03/03/2008 <sup>18</sup>	8.70	8.22	0.48	0.00	0.00	-	-	240	-	<50	<0.5	<0.5	<0.5	<0.5	9	<50	-	-	-	-	-	-

TABLE 1

GROUNDWATER MONITORING AND SAMPLING DATA  
 FORMER CHEVRON SERVICE STATION 90121  
 3026 LAKESHORE AVENUE  
 OAKLAND, CALIFORNIA

Location	Date	TOC	DTW	GWE	LNAPL	LNAPL REMOVED	HYDROCARBONS					PRIMARY VOCS					ADDITIONAL VOCS	GENERAL CHEMISTRY					
							Motor Oil	Motor Oil w/ Si Gel	TPH-DRO	TPH-DRO w/ Si Gel	TPH-GRO	B	T	E	X	MTBE by SW8260		Ethanol	Ferrous Iron	Nitrate	Total Alkalinity	Sulfate	Total Dissolved Solids
Units	ft	ft	ft-amsl	ft	gal	µg/L	µg/L	µg/L	µg/L	µg/L	µg/L	µg/L	µg/L	µg/L	µg/L	µg/L	µg/L	µg/L	µg/L	µg/L	µg/L	µg/L	
MW-3A	06/02/2008 <sup>18</sup>	8.70	8.68	0.02	0.00	0.00	-	-	160	-	<50	<0.5	<0.5	<0.5	<0.5	25	<50	-	-	-	-	-	-
MW-3A	09/04/2008 <sup>18</sup>	8.70	9.17	-0.47	0.00	0.00	-	-	220	-	<50	<0.5	<0.5	<0.5	<0.5	54	<50	-	-	-	-	-	-
MW-3A	12/04/2008 <sup>18</sup>	8.70	8.95	-0.25	0.00	0.00	-	-	150	-	<50	<0.5	<0.5	<0.5	<0.5	29	<50	-	-	-	-	-	-
MW-3A	02/26/2009 <sup>18</sup>	8.70	7.77	0.93	0.00	0.00	-	-	440	-	<50	<0.5	<0.5	<0.5	<0.5	<0.5	<50	-	-	-	-	-	-
MW-3A	06/30/2009 <sup>18</sup>	8.70	5.73	2.97	0.00	0.00	-	-	52 J	-	<50	<0.5	<0.5	<0.5	<0.5	25	<50	-	-	-	-	-	-
MW-3A	09/29/2009 <sup>18,25</sup>	8.70	6.30	2.40	0.00	0.00	-	-	400	-	<500	<0.5	<0.5	<0.5	<0.5	39	<50	-	-	-	-	-	-
MW-3A	03/10/2010 <sup>18</sup>	8.70	4.43	4.27	0.00	0.00	-	-	1,200	-	<50	<0.5	<0.5	<0.5	<0.5	2	<50	-	-	-	-	-	-
MW-3A	09/15/2010	8.70	8.95	-0.25	0.00	0.00	-	-	360	-	<50	<0.5	<0.5	<0.5	<0.5	8	<50	-	-	-	-	-	-
MW-3A	03/14/2011	8.70	5.50	3.20	0.00	0.00	<38	-	<33	-	<50	<0.5	<0.5	<0.5	<0.5	<0.5	<50	-	-	-	-	-	-
MW-3A	09/26/2011	8.70	8.78	-0.08	0.00	0.00	-	<38	-	<50	<50	<0.5	<0.5	<0.5	<0.5	1	<50	-	-	-	-	-	-
MW-3A	03/30/2012	8.70	6.17	2.53	0.00	0.00	-	<38	-	<50	<50	<0.5	<0.5	<0.5	<0.5	<0.5	<50	-	-	-	-	-	-
MW-3A	09/22/2012	8.70	8.69	0.01	0.00	0.00	-	<38	-	<50	<50	<0.5	<0.5	<0.5	<0.5	2	<50	-	-	-	-	-	-
MW-3A	03/20/2013	8.70	7.72	0.98	0.00	0.00	-	<38	-	<50	<50	<0.5	<0.5	<0.5	<0.5	<0.5	<50	-	-	-	-	-	-
MW-3A	09/25/2013	8.70	8.54	0.16	0.00	0.00	-	-	400	-	<50	<0.5	<0.5	<0.5	<0.5	0.8 J	<50	-	-	-	-	-	-
MW-3A	03/28/2014	8.70	6.45	2.25	0.00	0.00	-	-	530	-	<50	<0.5	<0.5	<0.5	<0.5	<0.5	<50	-	-	-	-	-	-
MW-4	08/20/1991	7.37	5.05	1.32	0.00	0.00	-	-	160	-	1,800	870	4.0	3.0	9.0	-	-	-	-	-	-	-	-
MW-4	09/30/1991	7.37	5.67	1.70	0.00	0.00	-	-	-	-	670	830	5.5	2.7	12	-	-	-	-	-	-	-	-
MW-4	10/28/1991	7.37	5.81	1.56	0.00	0.00	-	-	-	-	2,800	990	5.8	4.8	19	-	-	-	-	-	-	-	-
MW-4	01/08/1992	7.37	5.34	2.03	0.00	0.00	-	-	-	-	2,900	1,200	10	7.0	18	-	-	-	-	-	-	-	-
MW-4	01/13/1992	7.37	-	-	0.00	0.00	-	-	1,000	-	-	-	-	-	-	-	-	-	-	-	-	-	-
MW-4	06/23/1992	7.37	5.37	2.00	0.00	0.00	-	-	<50	-	1,600	380	6.5	3.0	12	-	-	-	-	-	-	-	-
MW-4	08/24/1992	7.37	5.75	1.62	0.00	0.00	-	-	-	-	-	-	-	-	-	-	-	-	-	-	-	-	-
MW-4	09/21/1992	7.37	5.95	1.42	0.00	0.00	-	-	<50	-	1,200	480	5.6	3.7	11	-	-	-	-	-	-	-	-
MW-4	10/26/1992	7.37	5.96	1.41	0.00	0.00	-	-	-	-	-	-	-	-	-	-	-	-	-	-	-	-	-
MW-4	12/23/1992	7.37	-	-	0.00	0.00	-	-	1,800	-	1,500	700	3.6	3.2	11	-	-	-	-	-	-	-	-
MW-4	01/08/1993	7.37	4.64	2.73	0.00	0.00	-	-	-	-	-	-	-	-	-	-	-	-	-	-	-	-	-
MW-4	03/25/1993	7.37	4.42	2.95	0.00	0.00	-	-	<10	-	520	160	3.0	1.0	4.0	-	-	-	-	-	-	-	-
MW-4	06/11/1993	7.37	5.12	2.25	0.00	0.00	-	-	-	-	1,200	430	5.0	6.0	11	-	-	-	-	-	-	-	2,600
MW-4	09/29/1993	7.37	5.80	1.57	0.00	0.00	-	-	-	-	1,300	210	8.0	2.0	14	-	-	-	-	-	-	-	-
MW-4	12/20/1993	7.37	5.10	2.27	0.00	0.00	-	-	3,900	-	570	230	5.0	4.0	8.0	-	-	-	-	-	-	-	-

TABLE 1

GROUNDWATER MONITORING AND SAMPLING DATA  
 FORMER CHEVRON SERVICE STATION 90121  
 3026 LAKESHORE AVENUE  
 OAKLAND, CALIFORNIA

Location	Date	TOC	DTW	GWE	LNAPL	LNAPL REMOVED	HYDROCARBONS					PRIMARY VOCS					ADDITIONAL VOCS	GENERAL CHEMISTRY					
							Motor Oil	Motor Oil w/ Si Gel	TPH-DRO	TPH-DRO w/ Si Gel	TPH-GRO	B	T	E	X	MTBE by SW8260		Ethanol	Ferrous Iron	Nitrate	Total Alkalinity	Sulfate	Total Dissolved Solids
	Units	ft	ft	ft-amsl	ft	gal	µg/L	µg/L	µg/L	µg/L	µg/L	µg/L	µg/L	µg/L	µg/L	µg/L	µg/L	µg/L	µg/L	µg/L	µg/L	µg/L	µg/L
MW-4	03/07/1994	7.37	5.01	2.36	0.00	0.00	-	-	2,600	-	2,200	290	18	2.5	11	22,000	-	-	-	-	-	-	-
MW-4	06/17/1994	7.37	5.82	1.55	0.00	0.00	-	-	2,800	-	2,100	480	11	4.3	9.5	-	-	-	-	-	-	-	-
MW-4	09/12/1994	7.37	5.64	1.73	0.00	0.00	-	-	3,000	-	1,700	340	6.1	2.7	9.7	63,000	-	-	-	-	-	-	-
MW-4	11/30/1994 <sup>26</sup>	7.37	5.58	1.79	0.00	0.00	-	-	-	-	-	-	-	-	-	-	-	-	-	-	-	-	-
MW-4	03/24/1995	7.37	4.95	2.42	0.00	0.00	-	-	3,000 <sup>2</sup>	-	1,500	280	<5.0	<5.0	6.9	12,000	-	-	-	-	-	-	-
MW-4	06/27/1995	7.37	8.79	-1.42	0.00	0.00	-	-	3,100 <sup>2</sup>	-	<10,000	310	<100	<100	<100	32,000	-	-	-	-	-	-	-
MW-4	09/28/1995	7.37	5.85	1.52	0.00	0.00	-	-	6,300 <sup>2</sup>	-	330	64	1.1	<0.5	<0.5	630	-	-	-	-	-	-	-
MW-4	12/19/1995	7.37	5.50	1.87	0.00	0.00	-	-	3,400 <sup>2</sup>	-	3,000	520	<25	<25	<25	44,000	-	-	-	-	-	-	-
MW-4	02/28/1996	7.37	5.10	2.27	0.00	0.00	-	-	4,700 <sup>2</sup>	-	<10,000	230	<100	<100	<100	32,000	-	-	-	-	-	-	-
MW-4	06/25/1996	7.37	5.78	1.59	0.00	0.00	-	-	3,100	-	<10,000	160	<100	<100	<100	31,000	-	-	-	-	-	-	-
MW-4	12/17/1996	7.37	5.95	1.42	0.00	0.00	-	-	3,600 <sup>3</sup>	-	<5,000	110	<50	<50	<50	22,000	-	-	-	-	-	-	-
MW-4	03/31/1997	7.37	5.62	1.75	0.00	0.00	-	-	2,700 <sup>2</sup>	-	<2,500	130	<25	<25	<25	16,000	-	-	-	-	-	-	-
MW-4	06/30/1997	7.37	6.03	1.34	0.00	0.00	-	-	2,700 <sup>2</sup>	-	<2,500	130	<25	<25	<25	14,000	-	-	-	-	-	-	-
MW-4	09/12/1997	7.37	5.69	1.68	0.00	0.00	-	-	2,100 <sup>2</sup>	-	<5,000	63	<50	<50	<50	15,000	-	-	-	-	-	-	-
MW-4	12/05/1997	7.37	5.15	2.22	0.00	0.00	-	-	2,600 <sup>2</sup>	-	1,300	120	<5.0	<5.0	8.5	15,000	-	-	-	-	-	-	-
MW-4	02/16/1998	7.37	6.26	1.11	0.00	0.00	-	-	1,300 <sup>2</sup>	-	1,200	57	4.5	<2.5	7.0	12,000	-	-	-	-	-	-	-
MW-4	06/17/1998	7.37	4.96	2.41	0.00	0.00	-	-	530 <sup>2</sup>	-	5,300	390	290	28	150	17,000	-	-	-	-	-	-	-
MW-4	08/31/1998	7.37	5.91	1.46	0.00	0.00	-	-	2,400 <sup>2</sup>	-	<50	89	<0.5	<0.5	<0.5	14,000/16,000 <sup>4</sup>	-	-	-	-	-	-	-
MW-4	12/28/1998	7.37	5.41	1.96	0.00	0.00	-	-	2,900 <sup>2</sup>	-	1,000	52	5.6	4.6	9.1	8,400	-	3500	<1,000	670000	6800	-	-
MW-4	03/04/1999	7.37	5.20	2.17	0.00	0.00	-	-	4,490 <sup>2</sup>	-	<2,500	85.5	40.9	<25	<25	11,400	-	-	-	-	-	-	-
MW-4A	03/20/1999	7.69	5.62	2.07	0.00	0.00	-	-	1,280 <sup>2</sup>	-	1,370	129	8.6	18.3	7.3	2,110	-	-	-	-	-	-	-
MW-4A	04/19/1999	7.69	4.91	2.78	0.00	0.00	-	-	370 <sup>2</sup>	-	<500	<5.0	<5.0	<5.0	<5.0	1,600	-	-	-	-	-	-	-
MW-4A	06/14/1999	7.69	5.25	2.44	0.00	0.00	-	-	2,500 <sup>2</sup>	-	5,360	312	<20	44	<20	2,880	-	-	-	-	-	-	-
MW-4A	09/17/1999	7.69	7.37	0.32	0.00	0.00	-	-	1,430 <sup>2</sup>	-	1,290	38.6	<5.0	7.01	<5.0	1,780	-	-	-	-	-	-	-
MW-4A	12/20/1999	7.69	6.30	1.39	0.00	0.00	-	-	7,480 <sup>2</sup>	-	852	43.5	4.63	9.18	4.36	1,070	-	-	-	-	-	-	-
MW-4A	06/24/2000	7.69	6.12	1.57	0.00	0.00	-	-	1,190 <sup>9</sup>	-	190 <sup>7</sup>	1.4	1.7	1.7	3.3	3,900 <sup>7</sup>	-	-	-	-	-	-	-
MW-4A	09/07/2000	7.69	6.26	1.43	0.00	0.00	-	-	740 <sup>9</sup>	-	490 <sup>7</sup>	15	1.9	1.1	3.9	3,300	-	-	-	-	-	-	-
MW-4A	12/05/2000	7.69	5.99	1.70	0.00	0.00	-	-	560 <sup>12</sup>	-	<500	<5.00	<5.00	<5.00	<5.00	3,380 <sup>8</sup>	-	-	-	-	-	-	-
MW-4A	03/01/2001	7.69	5.68	2.01	0.00	0.00	-	-	600 <sup>9</sup>	-	<1,000	10	<10	<10	<10	4,600	-	-	-	-	-	-	-
MW-4A	06/04/2001	7.69	6.60	1.09	0.00	0.00	-	-	770 <sup>9</sup>	-	390 <sup>15</sup>	8.4	3.8	<2.5	3.0	3,800	-	-	-	-	-	-	-

TABLE 1

GROUNDWATER MONITORING AND SAMPLING DATA  
 FORMER CHEVRON SERVICE STATION 90121  
 3026 LAKESHORE AVENUE  
 OAKLAND, CALIFORNIA

Location	Date	TOC	DTW	GWE	LNAPL	LNAPL REMOVED	HYDROCARBONS					PRIMARY VOCS					ADDITIONAL VOCS	GENERAL CHEMISTRY					
							Motor Oil	Motor Oil w/ Si Gel	TPH-DRO	TPH-DRO w/ Si Gel	TPH-GRO	B	T	E	X	MTBE by SW8260		Ethanol	Ferrous Iron	Nitrate	Total Alkalinity	Sulfate	Total Dissolved Solids
	Units	ft	ft	ft-amsl	ft	gal	µg/L	µg/L	µg/L	µg/L	µg/L	µg/L	µg/L	µg/L	µg/L	µg/L	µg/L	µg/L	µg/L	µg/L	µg/L	µg/L	µg/L
MW-4A	09/10/2001	7.69	6.57	1.12	0.00	0.00	-	-	810	-	<500	13	<5.0	22	<5.0	4,900	-	-	-	-	-	-	-
MW-4A	12/03/2001	7.69	5.95	1.74	0.00	0.00	-	-	2,100	-	<250	1.5	<1.0	<1.0	<3.0	3,800	-	-	-	-	-	-	-
MW-4A	03/04/2002	7.69	8.88	-1.19	0.00	0.00	-	-	2,400	-	2,500	49	6.8	21	9.5	2,600	-	-	-	-	-	-	-
MW-4A	05/30/2002	7.69	6.20	1.49	0.00	0.00	-	-	2,600	-	430	4.6	<1.0	2.0	<3.0	3,700	-	-	-	-	-	-	-
MW-4A	09/03/2002	7.69	6.49	1.20	0.00	0.00	-	-	3,200	-	<500	4.5	<2.0	3.5	7.5	3,800	-	-	-	-	-	-	-
MW-4A	12/09/2002	7.69	6.26	1.43	0.00	0.00	-	-	1,600	-	440	1.1	<0.50	0.71	<5.0	4,000	-	-	-	-	-	-	-
MW-4A	03/10/2003	7.69	5.83	1.86	0.00	0.00	-	-	1,700	-	710	14	2.2	4.2	<10	4,100	-	-	-	-	-	-	-
MW-4A	06/09/2003 <sup>18</sup>	7.69	6.44	1.25	0.00	0.00	-	-	3,200	-	400	3	<1	2	<1	4,100	-	-	-	-	-	-	-
MW-4A	09/08/2003 <sup>18</sup>	7.69	5.86	1.83	0.00	0.00	-	-	3,900	-	1,300	28	4	4	<3	2,900	<250	-	-	-	-	-	-
MW-4A	12/08/2003 <sup>18</sup>	7.69	6.12	1.57	0.00	0.00	-	-	2,500	-	360	3	<3	<3	<3	3,200	<250	-	-	-	-	-	-
MW-4A	03/09/2004 <sup>18</sup>	7.69	5.37	2.32	0.00	0.00	-	-	4,300	-	1,400	28	5	10	3	3,200	<250	-	-	-	-	-	-
MW-4A	06/17/2004 <sup>18</sup>	7.69	6.05	1.64	0.00	0.00	-	-	7,900	-	6,000	140	20	52	16	1,500	<50	-	-	-	-	-	-
MW-4A	09/15/2004 <sup>18</sup>	7.69	7.40	0.29	0.00	0.00	-	-	4,200	-	3,300	14	5	4	6	2,400	<100	-	-	-	-	-	-
MW-4A	12/23/2004 <sup>18</sup>	7.69	6.26	1.43	0.00	0.00	-	-	2,800	-	1,500	7	3	4	4	3,000	<100	-	-	-	-	-	-
MW-4A	03/24/2005 <sup>18</sup>	7.69	5.01	2.68	0.00	0.00	-	-	900	-	2,700	28	7	9	4	2,300	<250	-	-	-	-	-	-
MW-4A	06/16/2005 <sup>18</sup>	7.69	6.03	1.66	0.00	0.00	-	-	3,600	-	1,000	3	5	3	6	3,200	<250	-	-	-	-	-	-
MW-4A	09/16/2005 <sup>18</sup>	7.69	6.62	1.07	0.00	0.00	-	-	2,400	-	380	<5	<5	<5	<5	3,700	<500	-	-	-	-	-	-
MW-4A	12/21/2005 <sup>18</sup>	7.69	5.86	1.83	0.00	0.00	-	-	2,900 <sup>23</sup>	-	580	2	0.7	1	2	3,000	<50	-	-	-	-	-	-
MW-4A	03/23/2006 <sup>18</sup>	7.69	5.14	2.55	0.00	0.00	-	-	1,900	-	1,400	16	5	9	<3	2,800	<250	-	-	-	-	-	-
MW-4A	06/09/2006 <sup>18</sup>	7.69	5.93	1.76	0.00	0.00	-	-	3,900	-	1,200	4	2	3	3	3,000	<50	-	-	-	-	-	-
MW-4A	09/05/2006 <sup>18</sup>	7.69	6.62	1.07	0.00	0.00	-	-	3,800	-	650	<5	<5	<5	<5	1,600	<500	-	-	-	-	-	-
MW-4A	12/15/2006 <sup>18</sup>	7.69	6.00	1.69	0.00	0.00	-	-	3,500	-	1,000	2	1	0.8	3	520	<50	-	-	-	-	-	-
MW-4A	03/01/2007 <sup>18</sup>	7.69	5.83	1.86	0.00	0.00	-	-	1,600	-	1,200	11	5	6	5	1,100	<50	-	-	-	-	-	-
MW-4A	06/05/2007 <sup>18</sup>	7.69	5.36	2.33	0.00	0.00	-	-	3,000	-	3,300	34	9	7	8	330	<100	-	-	-	-	-	-
MW-4A	09/05/2007 <sup>18</sup>	7.69	5.72	1.97	0.00	0.00	-	-	3,800	-	1,700	11	4	2	4	130	<50	-	-	-	-	-	-
MW-4A	12/05/2007 <sup>18</sup>	7.69	6.12	1.57	0.00	0.00	-	-	2,100	-	1,300	3	3	1	3	82	<50	-	-	-	-	-	-
MW-4A	03/03/2008 <sup>18</sup>	7.69	5.83	1.86	0.00	0.00	-	-	4,900	-	2,700	13	6	9	7	700	<50	-	-	-	-	-	-
MW-4A	06/02/2008 <sup>18</sup>	7.69	5.69	2.00	0.00	0.00	-	-	6,500	-	6,200	60	17	17	16	1,100	<50	-	-	-	-	-	-
MW-4A	09/04/2008 <sup>18</sup>	7.69	6.23	1.46	0.00	0.00	-	-	3,000	-	1,800	11	2	1	3	58	<50	-	-	-	-	-	-
MW-4A	12/04/2008 <sup>18</sup>	7.69	6.27	1.42	0.00	0.00	-	-	3,800	-	470	<0.5	<0.5	<0.5	<0.5	58	<50	-	-	-	-	-	-
MW-4A	02/26/2009 <sup>18</sup>	7.69	5.46	2.23	0.00	0.00	-	-	4,000	-	1,900	4	3	5	6	140	<50	-	-	-	-	-	-

TABLE 1

GROUNDWATER MONITORING AND SAMPLING DATA  
 FORMER CHEVRON SERVICE STATION 90121  
 3026 LAKESHORE AVENUE  
 OAKLAND, CALIFORNIA

Location	Date	TOC	DTW	GWE	LNAPL	LNAPL REMOVED	HYDROCARBONS					PRIMARY VOCS					ADDITIONAL VOCS	GENERAL CHEMISTRY					
							Motor Oil	Motor Oil w/ Si Gel	TPH-DRO	TPH-DRO w/ Si Gel	TPH-GRO	B	T	E	X	MTBE by SW8260		Ethanol	Ferrous Iron	Nitrate	Total Alkalinity	Sulfate	Total Dissolved Solids
	Units	ft	ft	ft-amsl	ft	gal	µg/L	µg/L	µg/L	µg/L	µg/L	µg/L	µg/L	µg/L	µg/L	µg/L	µg/L	µg/L	µg/L	µg/L	µg/L	µg/L	µg/L
MW-4A	06/30/2009 <sup>18</sup>	7.69	8.70	-1.01	0.00	0.00	-	-	6,100	-	7,400	33	16	13	17	920	<50	-	-	-	-	-	-
MW-4A	09/29/2009 <sup>18</sup>	7.69	6.60	1.09	0.00	0.00	-	-	4,700	-	250	3	3	1 J	6	36	<50	-	-	-	-	-	-
MW-4A	03/10/2010 <sup>18</sup>	7.69	4.67	3.02	0.00	0.00	-	-	3,700	-	5,100	22	11	12	12	690	<50	-	-	-	-	-	-
MW-4A	09/15/2010	7.69	7.07	0.62	0.00	0.00	-	-	5,700	-	3,500	6	2	3	10	18	<50	-	-	-	-	-	-
MW-4A	03/14/2011	7.69	4.90	2.79	0.00	0.00	590	-	2,800	-	6,200	24	12	14	14	870	<50	-	-	-	-	-	-
MW-4A	09/26/2011	7.69	6.51	1.18	0.00	0.00	-	<39	-	1,000	5,000	9	3	2	10	43	<50	-	-	-	-	-	-
MW-4A	03/30/2012	7.69	4.43	3.26	0.00	0.00	-	<38	-	430	1,300	5	2	2	3	130	<50	-	-	-	-	-	-
MW-4A	09/22/2012	7.69	6.53	1.16	0.00	0.00	-	<38	-	210	990	2	<0.5	<0.5	0.7 J	51	<50	-	-	-	-	-	-
MW-4A	03/20/2013	7.69	5.73	1.96	0.00	0.00	-	<38	-	78 J	410	2	0.8 J	0.7 J	0.7 J	120	<50	-	-	-	-	-	-
MW-4A	09/25/2013	7.69	6.62	1.07	0.00	0.00	-	-	4,500	-	1,900	0.7 J	<0.5	<0.5	3	16	<50	-	-	-	-	-	-
<b>MW-4A</b>	<b>03/28/2014</b>	<b>7.69</b>	<b>5.07</b>	<b>2.62</b>	<b>0.00</b>	<b>0.00</b>	-	-	<b>5,200</b>	-	<b>770</b>	<b>4</b>	<b>2</b>	<b>2</b>	<b>2</b>	<b>230</b>	<b>&lt;50</b>	-	-	-	-	-	-
MW-5	06/23/1992	14.14	12.24	1.90	0.00	0.00	-	-	<50	-	<50	<0.5	<0.5	<0.5	<0.5	-	-	-	-	-	-	-	-
MW-5	08/24/1992	14.14	12.29	1.85	0.00	0.00	-	-	-	-	-	-	-	-	-	-	-	-	-	-	-	-	-
MW-5	09/21/1992	14.14	12.46	1.68	0.00	0.00	-	-	60	-	<50	<0.5	<0.5	<0.5	<0.5	-	-	-	-	-	-	-	-
MW-5	10/26/1992	14.14	12.52	1.62	0.00	0.00	-	-	-	-	-	-	-	-	-	-	-	-	-	-	-	-	-
MW-5	12/23/1992	14.14	11.12	3.02	0.00	0.00	-	-	-	-	-	-	-	-	-	-	-	-	-	-	-	-	-
MW-5	01/08/1993	14.14	-	-	0.00	0.00	-	-	-	-	-	-	-	-	-	-	-	-	-	-	-	-	-
MW-5	03/25/1993	14.14	9.74	4.40	0.00	0.00	-	-	<10	-	<50	<0.5	<0.5	<0.5	0.9	-	-	-	-	-	-	-	-
MW-5	06/11/1993	14.14	10.44	3.70	0.00	0.00	-	-	-	-	<50	<0.5	<0.5	<0.5	<0.5	-	-	-	-	-	-	-	770
MW-5	09/29/1993	14.14	11.92	2.22	0.00	0.00	-	-	<10	-	<50	<0.5	0.6	<0.5	0.6	-	-	-	-	-	-	-	-
MW-5	12/20/1993	14.14	-	-	0.00	0.00	-	-	-	-	-	-	-	-	-	-	-	-	-	-	-	-	-
MW-5	03/07/1994	14.14	11.34	2.80	0.00	0.00	-	-	<10	-	<50	<0.5	<0.5	<0.5	<0.5	-	-	-	-	-	-	-	-
MW-5	06/17/1994	14.14	11.27	2.87	0.00	0.00	-	-	<50	-	<50	<0.5	<0.5	<0.5	<0.5	-	-	-	-	-	-	-	-
MW-5	09/12/1994	14.14	12.86	1.28	0.00	0.00	-	-	<50	-	<50	<0.5	<0.5	<0.5	<0.5	<5.0	-	-	-	-	-	-	-
MW-5	11/30/1994	14.14	11.91	2.23	0.00	0.00	-	-	99 <sup>2</sup>	-	<50	<0.5	<0.5	<0.5	<0.5	-	-	-	-	-	-	-	-
MW-5	03/24/1995	14.14	9.76	4.38	0.00	0.00	-	-	<50	-	<50	<0.5	<0.5	<0.5	<0.5	-	-	-	-	-	-	-	-
MW-5	06/27/1995	14.14	11.40	2.74	0.00	0.00	-	-	55 <sup>3</sup>	-	<50	<0.5	<0.5	<0.5	<0.5	-	-	-	-	-	-	-	-
MW-5	09/28/1995	14.14	11.90	2.24	0.00	0.00	-	-	300 <sup>2</sup>	-	<50	<0.5	<0.5	<0.5	<0.5	-	-	-	-	-	-	-	-
MW-5	12/19/1995	14.14	12.58	1.56	0.00	0.00	-	-	53 <sup>2</sup>	-	<50	<0.5	<0.5	<0.5	<0.5	3.1	-	-	-	-	-	-	-
MW-5	02/28/1996	14.14	11.70	2.44	0.00	0.00	-	-	<50	-	<50	<0.5	<0.5	<0.5	<0.5	<2.5	-	-	-	-	-	-	-

TABLE 1

GROUNDWATER MONITORING AND SAMPLING DATA  
 FORMER CHEVRON SERVICE STATION 90121  
 3026 LAKESHORE AVENUE  
 OAKLAND, CALIFORNIA

Location	Date	TOC	DTW	GWE	LNAPLT	LNAPL REMOVED	HYDROCARBONS					PRIMARY VOCS					ADDITIONAL VOCS	GENERAL CHEMISTRY					
							Motor Oil	Motor Oil w/ Si Gel	TPH-DRO	TPH-DRO w/ Si Gel	TPH-GRO	B	T	E	X	MTBE by SW8260		Ethanol	Ferrous Iron	Nitrate	Total Alkalinity	Sulfate	Total Dissolved Solids
	Units	ft	ft	ft-amsl	ft	gal	µg/L	µg/L	µg/L	µg/L	µg/L	µg/L	µg/L	µg/L	µg/L	µg/L	µg/L	µg/L	µg/L	µg/L	µg/L	µg/L	µg/L
MW-5	06/25/1996	14.14	11.43	2.71	0.00	0.00	-	-	120 <sup>2</sup>	-	<50	<0.5	<0.5	<0.5	<0.5	36	-	-	-	-	-	-	-
MW-5	12/17/1996	14.14	11.40	2.74	0.00	0.00	-	-	89 <sup>2</sup>	-	<50	<0.5	<0.5	<0.5	<0.5	<2.5	-	-	-	-	-	-	-
MW-5	03/31/1997	14.14	12.10	2.04	0.00	0.00	-	-	150 <sup>2</sup>	-	<50	<0.5	<0.5	<0.5	<0.5	<2.5	-	-	-	-	-	-	-
MW-5	06/30/1997 <sup>25</sup>	14.14	12.78	1.36	0.00	0.00	-	-	-	-	-	-	-	-	-	-	-	-	-	-	-	-	-
MW-5	09/12/1997	14.14	13.68	0.46	0.00	0.00	-	-	<50	-	<50	<0.5	<0.5	<0.5	<0.5	<2.5	-	-	-	-	-	-	-
MW-5	12/05/1997	14.14	13.03	1.11	0.00	0.00	-	-	-	-	-	-	-	-	-	-	-	-	-	-	-	-	-
MW-5	02/16/1998	14.14	9.97	4.17	0.00	0.00	-	-	62 <sup>2</sup>	-	<50	<0.5	<0.5	<0.5	<0.5	<2.5	-	-	-	-	-	-	-
MW-5	06/17/1998	14.14	11.85	2.29	0.00	0.00	-	-	-	-	-	-	-	-	-	-	-	-	-	-	-	-	-
MW-5	08/31/1998	14.14	12.82	1.32	0.00	0.00	-	-	<50	-	<50	<0.5	<0.5	<0.5	<0.5	<2.5	-	-	-	-	-	-	-
MW-5	12/28/1998	14.14	13.43	0.71	0.00	0.00	-	-	-	-	-	-	-	-	-	-	15	<1,000	480000	51000	-	-	-
MW-5	03/04/1999	14.14	13.75	0.39	0.00	0.00	-	-	70.5	-	<50	<0.5	<0.5	<0.5	<0.5	3.34	-	-	-	-	-	-	-
MW-5	06/14/1999	14.14	14.10	0.04	0.00	0.00	-	-	-	-	-	-	-	-	-	-	-	-	-	-	-	-	-
MW-5	09/17/1999	14.14	14.18	-0.04	0.00	0.00	-	-	<50	-	<50	<0.5	<0.5	<0.5	<0.5	<2.5	-	-	-	-	-	-	-
MW-5	12/20/1999	14.14	13.70	0.44	0.00	0.00	-	-	-	-	-	-	-	-	-	-	-	-	-	-	-	-	-
MW-5	03/20/2000	14.14	12.64	1.50	0.00	0.00	-	-	115 <sup>3</sup>	-	<50	<0.5	<0.5	<0.5	<0.5	<2.5	-	-	-	-	-	-	-
MW-5	06/24/2000	14.14	13.04	1.10	0.00	0.00	-	-	-	-	-	-	-	-	-	-	-	-	-	-	-	-	-
MW-5	09/07/2000	14.14	13.17	0.97	0.00	0.00	-	-	<50	-	<50	<0.50	<0.50	<0.50	<0.50	5.0	-	-	-	-	-	-	-
MW-5	12/05/2000	14.14	11.28	2.86	0.00	0.00	-	-	-	-	-	-	-	-	-	-	-	-	-	-	-	-	-
MW-5	03/01/2001	14.14	10.30	3.84	0.00	0.00	-	-	<50	-	<50	<0.50	<0.50	<0.50	<0.50	<2.5	-	-	-	-	-	-	-
MW-5	06/04/2001 <sup>25</sup>	14.14	11.31	2.83	0.00	0.00	-	-	-	-	-	-	-	-	-	-	-	-	-	-	-	-	-
MW-5	09/10/2001	14.14	12.16	1.98	0.00	0.00	-	-	<50	-	<50	<0.50	<0.50	<0.50	<0.50	<2.5	-	-	-	-	-	-	-
MW-5	12/03/2001 <sup>25</sup>	14.14	8.62	5.52	0.00	0.00	-	-	-	-	-	-	-	-	-	-	-	-	-	-	-	-	-
MW-5	03/04/2002	14.14	9.85	4.29	0.00	0.00	-	-	78	-	<50	<0.50	<0.50	<0.50	<1.5	<2.5	-	-	-	-	-	-	-
MW-5	05/30/2002 <sup>25</sup>	14.14	10.83	3.31	0.00	0.00	-	-	-	-	-	-	-	-	-	-	-	-	-	-	-	-	-
MW-5	09/03/2002 <sup>26</sup>	14.14	-	-	0.00	0.00	-	-	-	-	-	-	-	-	-	-	-	-	-	-	-	-	-
MW-5	12/09/2002 <sup>25</sup>	14.14	11.36	2.78	0.00	0.00	-	-	-	-	-	-	-	-	-	-	-	-	-	-	-	-	-
MW-5	03/10/2003	14.14	11.19	2.95	0.00	0.00	-	-	100	-	<50	<0.50	<0.50	<0.50	<1.5	8.2	-	-	-	-	-	-	-
MW-5	06/09/2003 <sup>25</sup>	14.14	12.57	1.57	0.00	0.00	-	-	-	-	-	-	-	-	-	-	-	-	-	-	-	-	-
MW-5	09/08/2003 <sup>18</sup>	14.14	12.01	2.13	0.00	0.00	-	-	65	-	<50	<0.5	<0.5	<0.5	<0.5	8	<50	-	-	-	-	-	-
MW-5	12/08/2003 <sup>25</sup>	14.14	11.13	3.01	0.00	0.00	-	-	-	-	-	-	-	-	-	-	-	-	-	-	-	-	-
MW-5	03/09/2004 <sup>18</sup>	14.14	10.58	3.56	0.00	0.00	-	-	110	-	<50	<0.5	<0.5	<0.5	<0.5	4	<50	-	-	-	-	-	-

TABLE 1

GROUNDWATER MONITORING AND SAMPLING DATA  
 FORMER CHEVRON SERVICE STATION 90121  
 3026 LAKESHORE AVENUE  
 OAKLAND, CALIFORNIA

Location	Date	TOC	DTW	GWE	LNAPL	LNAPL REMOVED	HYDROCARBONS					PRIMARY VOCS					ADDITIONAL VOCS	GENERAL CHEMISTRY					
							Motor Oil	Motor Oil w/ Si Gel	TPH-DRO	TPH-DRO w/ Si Gel	TPH-GRO	B	T	E	X	MTBE by SW8260		Ethanol	Ferrous Iron	Nitrate	Total Alkalinity	Sulfate	Total Dissolved Solids
Units	ft	ft	ft-amsl	ft	gal	µg/L	µg/L	µg/L	µg/L	µg/L	µg/L	µg/L	µg/L	µg/L	µg/L	µg/L	µg/L	µg/L	µg/L	µg/L	µg/L	µg/L	
MW-5	06/17/2004 <sup>25</sup>	14.14	12.10	2.04	0.00	0.00	-	-	-	-	-	-	-	-	-	-	-	-	-	-	-	-	-
MW-5	09/15/2004 <sup>18</sup>	14.14	12.58	1.56	0.00	0.00	-	-	92	-	<50	<0.5	<0.5	<0.5	<0.5	7	<50	-	-	-	-	-	-
MW-5	12/23/2004 <sup>25</sup>	14.14	12.20	1.94	0.00	0.00	-	-	-	-	-	-	-	-	-	-	-	-	-	-	-	-	-
MW-5	03/24/2005 <sup>18</sup>	14.14	7.70	6.44	0.00	0.00	-	-	85	-	<50	<0.5	<0.5	<0.5	3	6	<50	-	-	-	-	-	-
MW-5	06/16/2005 <sup>25</sup>	14.14	11.55	2.59	0.00	0.00	-	-	-	-	-	-	-	-	-	-	-	-	-	-	-	-	-
MW-5	09/16/2005 <sup>18</sup>	14.14	11.78	2.36	0.00	0.00	-	-	<50	-	<50	<0.5	<0.5	<0.5	<0.5	6	<50	-	-	-	-	-	-
MW-5	12/21/2005 <sup>25</sup>	14.14	9.70	4.44	0.00	0.00	-	-	-	-	-	-	-	-	-	-	-	-	-	-	-	-	-
MW-5	03/23/2006 <sup>18</sup>	14.14	9.20	4.94	0.00	0.00	-	-	<50	-	<50	<0.5	<0.5	<0.5	<0.5	4	<50	-	-	-	-	-	-
MW-5	06/09/2006 <sup>25</sup>	14.14	10.67	3.47	0.00	0.00	-	-	-	-	-	-	-	-	-	-	-	-	-	-	-	-	-
MW-5	09/05/2006 <sup>18</sup>	14.14	11.80	2.34	0.00	0.00	-	-	120	-	<50	<0.5	<0.5	<0.5	<0.5	4	<50	-	-	-	-	-	-
MW-5	12/15/2006 <sup>25</sup>	14.14	11.50	2.64	0.00	0.00	-	-	-	-	-	-	-	-	-	-	-	-	-	-	-	-	-
MW-5	03/01/2007 <sup>18</sup>	14.14	9.22	4.92	0.00	0.00	-	-	150	-	<50	1	3	0.7	3	2	<50	-	-	-	-	-	-
MW-5	06/05/2007 <sup>25</sup>	14.14	11.02	3.12	0.00	0.00	-	-	-	-	-	-	-	-	-	-	-	-	-	-	-	-	-
MW-5	09/05/2007 <sup>18</sup>	14.14	12.50	1.64	0.00	0.00	-	-	68	-	<50	<0.5	<0.5	<0.5	<0.5	<0.5	<50	-	-	-	-	-	-
MW-5	12/05/2007 <sup>25</sup>	14.14	10.65	3.49	0.00	0.00	-	-	-	-	-	-	-	-	-	-	-	-	-	-	-	-	-
MW-5	03/03/2008 <sup>18</sup>	14.14	10.51	3.63	0.00	0.00	-	-	89	-	<50	<0.5	<0.5	<0.5	<0.5	1	<50	-	-	-	-	-	-
MW-5	06/02/2008 <sup>25</sup>	14.14	12.57	1.57	0.00	0.00	-	-	-	-	-	-	-	-	-	-	-	-	-	-	-	-	-
MW-5	09/04/2008 <sup>18</sup>	14.14	12.48	1.66	0.00	0.00	-	-	<50	-	<50	<0.5	<0.5	<0.5	<0.5	2	<50	-	-	-	-	-	-
MW-5	12/04/2008 <sup>25</sup>	14.14	12.10	2.04	0.00	0.00	-	-	-	-	-	-	-	-	-	-	-	-	-	-	-	-	-
MW-5	02/26/2009 <sup>18</sup>	14.14	10.35	3.79	0.00	0.00	-	-	320	-	<50	<0.5	<0.5	<0.5	<0.5	1	<50	-	-	-	-	-	-
MW-5	06/30/2009 <sup>18</sup>	14.14	10.93	3.21	0.00	0.00	-	-	-	-	-	-	-	-	-	-	-	-	-	-	-	-	-
MW-5	09/29/2009 <sup>18,25</sup>	14.14	12.27	1.87	0.00	0.00	-	-	270	-	<500	<0.5	<0.5	<0.5	<0.5	2	<50	-	-	-	-	-	-
MW-5	03/10/2010 <sup>18</sup>	14.14	10.21	3.93	0.00	0.00	-	-	540	-	<50	<0.5	<0.5	<0.5	<0.5	1	<50	-	-	-	-	-	-
MW-5	09/15/2010	14.14	11.25	2.89	0.00	0.00	-	-	<32	-	<50	<0.5	<0.5	<0.5	<0.5	1	<50	-	-	-	-	-	-
MW-5	03/14/2011	14.14	10.30	3.84	0.00	0.00	<38	-	<33	-	<50	<0.5	<0.5	<0.5	<0.5	1	<50	-	-	-	-	-	-
MW-5	09/26/2011	14.14	10.34	3.80	0.00	0.00	-	<39	-	<50	<50	<0.5	<0.5	<0.5	<0.5	1	<50	-	-	-	-	-	-
MW-5	03/30/2012	14.14	10.91	3.23	0.00	0.00	-	48 J	-	<50	<50	<0.5	<0.5	<0.5	<0.5	1 J	<50	-	-	-	-	-	-
MW-5	09/21/2012	14.14	12.48	1.66	0.00	0.00	-	<38	-	<50	<50	<0.5	<0.5	<0.5	<0.5	1	<50	-	-	-	-	-	-
MW-5	03/19/2013	14.14	10.97	3.17	0.00	0.00	-	<38	-	<50	<50	<0.5	<0.5	<0.5	<0.5	0.9 J	<50	-	-	-	-	-	-
MW-5	09/25/2013	14.14	12.46	1.68	0.00	0.00	-	-	<50	-	<50	<0.5	<0.5	<0.5	<0.5	0.7 J	<50	-	-	-	-	-	-
<b>MW-5</b>	<b>03/28/2014</b>	<b>14.14</b>	<b>10.32</b>	<b>3.82</b>	<b>0.00</b>	<b>0.00</b>	-	-	<b>&lt;50</b>	-	<b>&lt;50</b>	<b>&lt;0.5</b>	<b>&lt;0.5</b>	<b>&lt;0.5</b>	<b>&lt;0.5</b>	<b>&lt;0.5</b>	<b>&lt;50</b>	-	-	-	-	-	-

TABLE 1

GROUNDWATER MONITORING AND SAMPLING DATA  
 FORMER CHEVRON SERVICE STATION 90121  
 3026 LAKESHORE AVENUE  
 OAKLAND, CALIFORNIA

Location	Date	TOC	DTW	GWE	LNAPL	LNAPL REMOVED	HYDROCARBONS					PRIMARY VOCS					ADDITIONAL VOCS	GENERAL CHEMISTRY						
							Motor Oil	Motor Oil w/ Si Gel	TPH-DRO	TPH-DRO w/ Si Gel	TPH-GRO	B	T	E	X	MTBE by SW8260		Ethanol	Ferrous Iron	Nitrate	Total Alkalinity	Sulfate	Total Dissolved Solids	
	Units	ft	ft	ft-amsl	ft	gal	µg/L	µg/L	µg/L	µg/L	µg/L	µg/L	µg/L	µg/L	µg/L	µg/L	µg/L	µg/L	µg/L	µg/L	µg/L	µg/L	µg/L	
MW-6	06/23/1992	4.46	5.14	-0.68	0.00	0.00	-	-	120	-	<50	4.3	<0.5	0.8	0.9	-	-	-	-	-	-	-	-	-
MW-6	08/24/1992	4.46	4.95	-0.49	0.00	0.00	-	-	-	-	-	-	-	-	-	-	-	-	-	-	-	-	-	-
MW-6	09/21/1992	4.46	4.90	-0.44	0.00	0.00	-	-	<50	-	<250	<2.5	<2.5	<2.5	<2.5	-	-	-	-	-	-	-	-	-
MW-6	10/26/1992	4.46	5.52	-1.06	0.00	0.00	-	-	-	-	-	-	-	-	-	-	-	-	-	-	-	-	-	-
MW-6	12/23/1992	4.46	5.40	-0.94	0.00	0.00	-	-	81	-	<50	<0.5	<0.5	<0.5	<0.5	-	-	-	-	-	-	-	-	-
MW-6	01/08/1993	4.46	-	-	0.00	0.00	-	-	-	-	-	-	-	-	-	-	-	-	-	-	-	-	-	-
MW-6	03/25/1993	4.46	6.10	-1.64	0.00	0.00	-	-	<10	-	<50	<0.5	<0.5	<0.5	0.7	-	-	-	-	-	-	-	-	-
MW-6	06/11/1993	4.46	6.56	-2.10	0.00	0.00	-	-	-	-	<50	<0.5	<0.5	<0.5	<0.5	-	-	-	-	-	-	-	-	15,000
MW-6	09/29/1993	4.46	5.17	-0.71	0.00	0.00	-	-	<10	-	<50	<0.5	<0.5	<0.5	<0.5	-	-	-	-	-	-	-	-	-
MW-6	12/20/1993	4.46	5.93	-1.47	0.00	0.00	-	-	<10	-	<50	<0.5	<0.5	<0.5	<0.5	-	-	-	-	-	-	-	-	-
MW-6	03/07/1994	4.46	5.27	-0.81	0.00	0.00	-	-	<10	-	54	<0.5	<0.5	<0.5	0.6	-	-	-	-	-	-	-	-	-
MW-6	06/17/1994	4.46	-	-	0.00	0.00	-	-	-	-	-	-	-	-	-	-	-	-	-	-	-	-	-	-
MW-6	09/12/1994	4.46	5.10	-0.64	0.00	0.00	-	-	<50	-	<50	<0.5	<0.5	<0.5	<0.5	<50	-	-	-	-	-	-	-	-
MW-6	11/30/1994	4.46	5.58	-1.12	0.00	0.00	-	-	800 <sup>1</sup>	-	<50	<0.5	<0.5	<0.5	<0.5	-	-	-	-	-	-	-	-	-
MW-6	03/24/1995	4.46	6.33	-1.87	0.00	0.00	-	-	490 <sup>2</sup>	-	<50	<0.5	<0.5	<0.5	<0.5	-	-	-	-	-	-	-	-	-
MW-6	06/27/1995	4.46	8.20	-3.74	0.00	0.00	-	-	300 <sup>2</sup>	-	<50	<0.5	<0.5	<0.5	<0.5	-	-	-	-	-	-	-	-	-
MW-6	09/28/1995	4.46	4.65	-0.19	0.00	0.00	-	-	1,200 <sup>2</sup>	-	120	1.1	<0.5	<0.5	<0.5	-	-	-	-	-	-	-	-	-
MW-6	12/19/1995	4.46	6.04	-1.58	0.00	0.00	-	-	820 <sup>2</sup>	-	<50	<0.5	<0.5	<0.5	<0.5	<2.5	-	-	-	-	-	-	-	-
MW-6	02/28/1996	4.46	6.00	-1.54	0.00	0.00	-	-	270 <sup>2</sup>	-	<50	<0.5	<0.5	<0.5	<0.5	<2.5	-	-	-	-	-	-	-	-
MW-6	06/25/1996	4.46	6.17	-1.71	0.00	0.00	-	-	750 <sup>2</sup>	-	97	<0.5	<0.5	<0.5	0.71	<2.5	-	-	-	-	-	-	-	-
MW-6	12/17/1996	4.46	6.13	-1.67	0.00	0.00	-	-	540 <sup>2</sup>	-	65	<0.5	<0.5	<0.5	<0.5	<2.5	-	-	-	-	-	-	-	-
MW-6	03/31/1997	4.46	6.69	-2.23	0.00	0.00	-	-	780 <sup>2</sup>	-	65	<0.5	<0.5	<0.5	<0.5	<2.5	-	-	-	-	-	-	-	-
MW-6	06/30/1997 <sup>25</sup>	4.46	7.08	-2.62	0.00	0.00	-	-	-	-	-	-	-	-	-	-	-	-	-	-	-	-	-	-
MW-6	09/12/1997	4.46	5.41	-0.95	0.00	0.00	-	-	270 <sup>2</sup>	-	65	<0.5	<0.5	<0.5	<0.5	<2.5	-	-	-	-	-	-	-	-
MW-6	12/05/1997	4.46	6.42	-1.96	0.00	0.00	-	-	-	-	-	-	-	-	-	-	-	-	-	-	-	-	-	-
MW-6	02/16/1998	4.46	4.76	-0.30	0.00	0.00	-	-	3302	-	140	<0.5	<0.5	<0.5	<0.5	<2.5	-	-	-	-	-	-	-	-
MW-6	06/17/1998	4.46	6.00	-1.54	0.00	0.00	-	-	-	-	-	-	-	-	-	-	-	-	-	-	-	-	-	-
MW-6	08/31/1998	4.46	5.10	-0.64	0.00	0.00	-	-	2701	-	<50	<0.5	<0.5	<0.5	<0.5	<2.5	-	-	-	-	-	-	-	-
MW-6	12/28/1998	4.46	6.50	-2.04	0.00	0.00	-	-	-	-	-	-	-	-	-	-	810	<1,000	2400000	110000	-	-	-	-
MW-6	03/04/1999	4.46	5.81	-1.35	0.00	0.00	-	-	638 <sup>1</sup>	-	95.5	<0.5	<0.5	<0.5	<0.5	<2.0	-	-	-	-	-	-	-	-



TABLE 1

GROUNDWATER MONITORING AND SAMPLING DATA  
 FORMER CHEVRON SERVICE STATION 90121  
 3026 LAKESHORE AVENUE  
 OAKLAND, CALIFORNIA

Location	Date	TOC	DTW	GWE	LNAPLT	LNAPL REMOVED	HYDROCARBONS					PRIMARY VOCS					ADDITIONAL VOCS	GENERAL CHEMISTRY					
							Motor Oil	Motor Oil w/ Si Gel	TPH-DRO	TPH-DRO w/ Si Gel	TPH-GRO	B	T	E	X	MTBE by SW8260		Ethanol	Ferrous Iron	Nitrate	Total Alkalinity	Sulfate	Total Dissolved Solids
	Units	ft	ft	ft-amsl	ft	gal	µg/L	µg/L	µg/L	µg/L	µg/L	µg/L	µg/L	µg/L	µg/L	µg/L	µg/L	µg/L	µg/L	µg/L	µg/L	µg/L	µg/L
MW-6	06/14/1999	4.46	5.43	-0.97	0.00	0.00	-	-	-	-	-	-	-	-	-	-	-	-	-	-	-	-	-
MW-6	09/17/1999	4.46	6.20	-1.74	0.00	0.00	-	-	258 <sup>1</sup>	-	<50	<0.5	<0.5	<0.5	<0.5	<2.5	-	-	-	-	-	-	-
MW-6	12/20/1999	4.46	6.77	-2.31	0.00	0.00	-	-	-	-	-	-	-	-	-	-	-	-	-	-	-	-	-
MW-6	03/20/2000	4.46	6.58	-2.12	0.00	0.00	-	-	257 <sup>2</sup>	-	<50	<0.5	<0.5	<0.5	<0.5	<2.5	-	-	-	-	-	-	-
MW-6	06/24/2000 <sup>25</sup>	4.46	6.98	-2.52	0.00	0.00	-	-	-	-	-	-	-	-	-	-	-	-	-	-	-	-	-
MW-6	09/07/2000	4.46	4.92	-0.46	0.00	0.00	-	-	98 <sup>11</sup>	-	<50	<0.50	<0.50	<0.50	<0.50	<2.5	-	-	-	-	-	-	-
MW-6	12/05/2000	4.46	5.10	-0.64	0.00	0.00	-	-	-	-	-	-	-	-	-	-	-	-	-	-	-	-	-
MW-6	03/01/2001	4.46	4.89	-0.43	0.00	0.00	-	-	190 <sup>9</sup>	-	<50	<0.50	<0.50	<0.50	<0.50	<2.5	-	-	-	-	-	-	-
MW-6	06/04/2001 <sup>25</sup>	4.46	5.21	-0.75	0.00	0.00	-	-	-	-	-	-	-	-	-	-	-	-	-	-	-	-	-
MW-6	09/10/2001	4.46	5.11	-0.65	0.00	0.00	-	-	140 <sup>17</sup>	-	<50	<0.50	<0.50	<0.50	<0.50	<2.5	-	-	-	-	-	-	-
MW-6	12/03/2001 <sup>25</sup>	4.46	5.03	-0.57	0.00	0.00	-	-	-	-	-	-	-	-	-	-	-	-	-	-	-	-	-
MW-6	03/04/2002 <sup>26</sup>	4.46	-	-	0.00	0.00	-	-	-	-	-	-	-	-	-	-	-	-	-	-	-	-	-
MW-6	05/30/2002 <sup>25</sup>	4.46	6.11	-1.65	0.00	0.00	-	-	-	-	-	-	-	-	-	-	-	-	-	-	-	-	-
MW-6	09/03/2002	4.46	5.28	-0.82	0.00	0.00	-	-	340	-	<500	<2.0	<2.0	<2.0	<6.0	<3.0	-	-	-	-	-	-	-
MW-6	12/09/2002 <sup>25</sup>	4.46	5.12	-0.66	0.00	0.00	-	-	-	-	-	-	-	-	-	-	-	-	-	-	-	-	-
MW-6	03/10/2003	4.46	6.26	-1.80	0.00	0.00	-	-	420	-	<50	<0.50	<0.50	<0.50	<1.5	<2.5	-	-	-	-	-	-	-
MW-6	06/09/2003 <sup>25</sup>	4.46	5.91	-1.45	0.00	0.00	-	-	-	-	-	-	-	-	-	-	-	-	-	-	-	-	-
MW-6	09/08/2003 <sup>18</sup>	4.46	4.65	-0.19	0.00	0.00	-	-	230	-	<50	<0.5	<0.5	<0.5	<0.5	<0.5	<50	-	-	-	-	-	-
MW-6	12/08/2003 <sup>25</sup>	4.46	5.24	-0.78	0.00	0.00	-	-	-	-	-	-	-	-	-	-	-	-	-	-	-	-	-
MW-6	03/09/2004 <sup>18</sup>	4.46	5.85	-1.39	0.00	0.00	-	-	1,500	-	<50	<0.5	<0.5	<0.5	<0.5	<0.5	<50	-	-	-	-	-	-
MW-6	06/17/2004 <sup>25</sup>	4.46	6.08	-1.62	0.00	0.00	-	-	-	-	-	-	-	-	-	-	-	-	-	-	-	-	-
MW-6	09/15/2004 <sup>18</sup>	4.46	6.74	-2.28	0.00	0.00	-	-	1,200	-	<50	<0.5	<0.5	<0.5	<0.5	<0.5	<50	-	-	-	-	-	-
MW-6	12/23/2004 <sup>25</sup>	4.46	5.76	-1.30	0.00	0.00	-	-	-	-	-	-	-	-	-	-	-	-	-	-	-	-	-
MW-6	03/24/2005 <sup>18</sup>	4.46	4.65	-0.19	0.00	0.00	-	-	290	-	60	<0.5	<0.5	<0.5	<0.5	<0.5	<50	-	-	-	-	-	-
MW-6	06/16/2005 <sup>25</sup>	4.46	5.50	-1.04	0.00	0.00	-	-	-	-	-	-	-	-	-	-	-	-	-	-	-	-	-
MW-6	09/16/2005 <sup>18</sup>	4.46	5.09	-0.63	0.00	0.00	-	-	640	-	<50	<3	<3	<3	<3	<3	<250	-	-	-	-	-	-
MW-6	12/21/2005 <sup>25</sup>	4.46	5.00	-0.54	0.00	0.00	-	-	-	-	-	-	-	-	-	-	-	-	-	-	-	-	-
MW-6	03/23/2006 <sup>18</sup>	4.46	4.63	-0.17	0.00	0.00	-	-	1,500	-	50	<3	<3	<3	<3	<3	<250	-	-	-	-	-	-
MW-6	06/09/2006 <sup>25</sup>	4.46	4.95	-0.49	0.00	0.00	-	-	-	-	-	-	-	-	-	-	-	-	-	-	-	-	-
MW-6	09/05/2006 <sup>18</sup>	4.46	4.85	-0.39	0.00	0.00	-	-	820	-	<250	<3	<3	<3	<3	<3	<250	-	-	-	-	-	-
MW-6	12/15/2006 <sup>25</sup>	4.46	5.40	-0.94	0.00	0.00	-	-	-	-	-	-	-	-	-	-	-	-	-	-	-	-	-

TABLE 1

GROUNDWATER MONITORING AND SAMPLING DATA  
 FORMER CHEVRON SERVICE STATION 90121  
 3026 LAKESHORE AVENUE  
 OAKLAND, CALIFORNIA

Location	Date	TOC	DTW	GWE	LNAPLT	LNAPL REMOVED	HYDROCARBONS					PRIMARY VOCS					ADDITIONAL VOCS	GENERAL CHEMISTRY				
							Motor Oil	Motor Oil w/ Si Gel	TPH-DRO	TPH-DRO w/ Si Gel	TPH-GRO	B	T	E	X	MTBE by SW8260		Ethanol	Ferrous Iron	Nitrate	Total Alkalinity	Sulfate
Units	ft	ft	ft-amsl	ft	gal	µg/L	µg/L	µg/L	µg/L	µg/L	µg/L	µg/L	µg/L	µg/L	µg/L	µg/L	µg/L	µg/L	µg/L	µg/L	µg/L	µg/L
MW-6	03/01/2007 <sup>18</sup>	4.46	5.42	-0.96	0.00	0.00	-	-	1,600	-	<250	0.9	3	0.7	4	<0.5	<50	-	-	-	-	-
MW-6	06/05/2007 <sup>25</sup>	4.46	5.87	-1.41	0.00	0.00	-	-	-	-	-	-	-	-	-	-	-	-	-	-	-	-
MW-6	09/05/2007 <sup>18</sup>	4.46	4.75	-0.29	0.00	0.00	-	-	850	-	58	<5	<5	<5	<5	5	<500	-	-	-	-	-
MW-6	12/05/2007 <sup>25</sup>	4.46	5.58	-1.12	0.00	0.00	-	-	-	-	-	-	-	-	-	-	-	-	-	-	-	-
MW-6	03/03/2008 <sup>18</sup>	4.46	5.86	-1.40	0.00	0.00	-	-	1,800	-	82	<0.5	<0.5	<0.5	<0.5	<0.5	<50	-	-	-	-	-
MW-6	06/02/2008 <sup>25</sup>	4.46	5.24	-0.78	0.00	0.00	-	-	-	-	-	-	-	-	-	-	-	-	-	-	-	-
MW-6	09/04/2008 <sup>18</sup>	4.46	4.71	-0.25	0.00	0.00	-	-	770	-	<50	<5 <sup>24</sup>	<5 <sup>24</sup>	<5 <sup>24</sup>	<5 <sup>24</sup>	<5 <sup>24</sup>	<500	-	-	-	-	-
MW-6	12/04/2008 <sup>25</sup>	4.46	4.80	-0.34	0.00	0.00	-	-	-	-	-	-	-	-	-	-	-	-	-	-	-	-
MW-6	02/26/2009 <sup>18,26</sup>	4.46	-	-	-	-	-	-	-	-	-	-	-	-	-	-	-	-	-	-	-	-
MW-6	06/30/2009 <sup>18</sup>	4.46	5.29	-0.83	0.00	0.00	-	-	-	-	-	-	-	-	-	-	-	-	-	-	-	-
MW-6	09/29/2009 <sup>18,24</sup>	4.46	4.82	-0.36	0.00	0.00	-	-	1,500	-	<50	<0.5	<0.5	<0.5	<0.5	<0.5	<50	-	-	-	-	-
MW-6	03/10/2010 <sup>18</sup>	4.46	2.91	1.55	0.00	0.00	-	-	2,500	-	120	<0.5	<0.5	<0.5	<0.5	<0.5	<50	-	-	-	-	-
MW-6	09/15/2010	4.46	5.00	-0.54	0.00	0.00	-	-	1,300	-	<50	<0.5	<0.5	<0.5	<0.5	<0.5	<50	-	-	-	-	-
MW-6	03/14/2011	4.46	7.15	-2.69	0.00	0.00	72 J	-	710	-	89 J	<0.5	<0.5	<0.5	<0.5	<0.5	<50	-	-	-	-	-
MW-6	09/26/2011	4.46	4.79	-0.33	0.00	0.00	-	<38	-	<50	<50	<1	<1	<1	<1	<1	<100	-	-	-	-	-
MW-6	03/30/2012	4.46	6.87	-2.41	0.00	0.00	-	<38	-	<50	<50	<5	<5	<5	<5	<5	<500	-	-	-	-	-
MW-6	09/22/2012	4.46	6.88	-2.42	0.00	0.00	-	<38	-	<50	<250	<0.5	<0.5	<0.5	<0.5	<0.5	<50	-	-	-	-	-
MW-6	03/19/2013	4.46	7.41	-2.95	0.00	0.00	-	<38	-	<50	62 J	<3	<3	<3	<3	<3	<250	-	-	-	-	-
MW-6	09/25/2013	4.46	5.25	-0.79	0.00	0.00	-	-	1,600	-	70 J	<0.5	<0.5	<0.5	<0.5	<0.5	<50	-	-	-	-	-
<b>MW-6</b>	<b>03/28/2014</b>	<b>4.46</b>	<b>7.00</b>	<b>-2.54</b>	<b>0.00</b>	<b>0.00</b>	-	-	<b>1,500</b>	-	<b>69 J</b>	<b>&lt;0.5</b>	<b>&lt;0.5</b>	<b>&lt;0.5</b>	<b>&lt;0.5</b>	<b>&lt;0.5</b>	<b>&lt;50</b>	-	-	-	-	-
MW-7	08/24/1992	5.26	5.55	-0.29	0.00	0.00	-	-	-	-	-	-	-	-	-	-	-	-	-	-	-	-
MW-7	09/21/1992	5.26	5.65	-0.39	0.00	0.00	-	-	<50	-	<50	<0.5	<0.5	<0.5	<0.5	-	-	-	-	-	-	-
MW-7	10/26/1992	5.26	5.51	-0.25	0.00	0.00	-	-	-	-	-	-	-	-	-	-	-	-	-	-	-	-
MW-7	12/23/1992	5.26	3.95	1.31	0.00	0.00	-	-	60	-	<50	2.9	<0.5	<0.5	<0.5	-	-	-	-	-	-	-
MW-7	01/08/1993	5.26	-	-	0.00	0.00	-	-	-	-	-	-	-	-	-	-	-	-	-	-	-	-
MW-7	03/25/1993	5.26	2.50	2.76	0.00	0.00	-	-	<10	-	<50	<0.5	<0.5	<0.5	<0.5	-	-	-	-	-	-	-
MW-7	06/11/1993	5.26	3.46	1.80	0.00	0.00	-	-	-	-	<50	0.6	<0.5	<0.5	<0.5	-	-	-	-	-	-	2,200
MW-7	09/29/1993	5.26	5.52	-0.26	0.00	0.00	-	-	<10	-	<50	2.0	1.0	1.0	7.0	-	-	-	-	-	-	-
MW-7	12/20/1993	5.26	4.41	0.85	0.00	0.00	-	-	<10	-	<50	2.0	<0.5	<0.5	<0.5	-	-	-	-	-	-	-
MW-7	03/07/1994	5.26	2.62	2.64	0.00	0.00	-	-	<10	-	<50	<0.5	<0.5	<0.5	<0.5	-	-	-	-	-	-	-

TABLE 1

GROUNDWATER MONITORING AND SAMPLING DATA  
 FORMER CHEVRON SERVICE STATION 90121  
 3026 LAKESHORE AVENUE  
 OAKLAND, CALIFORNIA

Location	Date	TOC	DTW	GWE	LNAPLT	LNAPL REMOVED	HYDROCARBONS					PRIMARY VOCS					ADDITIONAL VOCS	GENERAL CHEMISTRY					
							Motor Oil	Motor Oil w/ Si Gel	TPH-DRO	TPH-DRO w/ Si Gel	TPH-GRO	B	T	E	X	MTBE by SW8260		Ethanol	Ferrous Iron	Nitrate	Total Alkalinity	Sulfate	Total Dissolved Solids
	Units	ft	ft	ft-amsl	ft	gal	µg/L	µg/L	µg/L	µg/L	µg/L	µg/L	µg/L	µg/L	µg/L	µg/L	µg/L	µg/L	µg/L	µg/L	µg/L	µg/L	µg/L
MW-7	06/17/1994	5.26	3.27	1.99	0.00	0.00	-	-	<50	-	<50	<0.5	<0.5	<0.5	<0.5	-	-	-	-	-	-	-	-
MW-7	09/12/1994	5.26	4.11	1.15	0.00	0.00	-	-	<50	-	<50	<0.5	<0.5	<0.5	<0.5	<5.0	-	-	-	-	-	-	-
MW-7	11/30/1994	5.26	2.76	2.50	0.00	0.00	-	-	92 <sup>1</sup>	-	<50	<0.5	<0.5	<0.5	<0.5	-	-	-	-	-	-	-	-
MW-7	03/24/1995	5.26	2.20	3.06	0.00	0.00	-	-	<50	-	<50	<0.5	<0.5	<0.5	<0.5	-	-	-	-	-	-	-	-
MW-7	06/27/1995	5.26	3.90	1.36	0.00	0.00	-	-	69 <sup>2</sup>	-	<50	<0.5	<0.5	<0.5	<0.5	-	-	-	-	-	-	-	-
MW-7	09/28/1995	5.26	4.85	0.41	0.00	0.00	-	-	84 <sup>2</sup>	-	<50	<0.5	<0.5	<0.5	<0.5	-	-	-	-	-	-	-	-
MW-7	12/19/1995	5.26	3.02	2.24	0.00	0.00	-	-	84 <sup>2</sup>	-	<50	<0.5	<0.5	<0.5	<0.5	<2.5	-	-	-	-	-	-	-
MW-7	02/28/1996	5.26	1.43	3.83	0.00	0.00	-	-	99 <sup>2</sup>	-	<50	<0.5	<0.5	<0.5	<0.5	<2.5	-	-	-	-	-	-	-
MW-7	06/25/1996	5.26	4.29	0.97	0.00	0.00	-	-	110 <sup>2</sup>	-	<50	<0.5	<0.5	<0.5	<0.5	<2.5	-	-	-	-	-	-	-
MW-7	12/17/1996	5.26	2.18	3.08	0.00	0.00	-	-	54 <sup>2</sup>	-	<50	<0.5	<0.5	<0.5	<0.5	<2.5	-	-	-	-	-	-	-
MW-7	03/31/1997	5.26	2.94	2.32	0.00	0.00	-	-	100 <sup>2</sup>	-	<50	<0.5	<0.5	<0.5	<0.5	<2.5	-	-	-	-	-	-	-
MW-7	06/30/1997 <sup>27</sup>	5.26	3.58	1.68	0.00	0.00	-	-	-	-	-	-	-	-	-	-	-	-	-	-	-	-	-
MW-7	09/12/1997	5.26	3.41	1.85	0.00	0.00	-	-	-	-	-	-	-	-	-	-	-	-	-	-	-	-	-
MW-7	12/05/1997	5.26	1.89	3.37	0.00	0.00	-	-	-	-	-	-	-	-	-	-	-	-	-	-	-	-	-
MW-7	02/16/1998	5.26	1.83	3.43	0.00	0.00	-	-	77 <sup>2</sup>	-	<50	<0.5	<0.5	<0.5	<0.5	<2.5	-	-	-	-	-	-	-
MW-7	06/17/1998	5.26	1.94	3.32	0.00	0.00	-	-	-	-	-	-	-	-	-	-	-	-	-	-	-	-	-
MW-7	08/31/1998	5.26	4.19	1.07	0.00	0.00	-	-	-	-	-	-	-	-	-	-	-	-	-	-	-	-	-
MW-7	12/28/1998	5.26	4.47	0.79	0.00	0.00	-	-	-	-	-	-	-	-	-	-	12000	<1,000	350000	79000	-	-	-
MW-7	03/04/1999	5.26	1.75	3.51	0.00	0.00	-	-	73.4	-	<50	<0.5	<0.5	<0.5	<0.5	<2.0	-	-	-	-	-	-	-
MW-7	06/14/1999	5.26	1.62	3.64	0.00	0.00	-	-	-	-	-	-	-	-	-	-	-	-	-	-	-	-	-
MW-7	09/17/1999	5.26	4.84	0.42	0.00	0.00	-	-	-	-	-	-	-	-	-	-	-	-	-	-	-	-	-
MW-7	12/20/1999	5.26	4.81	0.45	0.00	0.00	-	-	-	-	-	-	-	-	-	-	-	-	-	-	-	-	-
MW-7	03/20/2000	5.26	1.85	3.41	0.00	0.00	-	-	<50	-	<50	<0.5	<0.5	<0.5	<0.5	<2.5	-	-	-	-	-	-	-
MW-7	06/24/2000	5.26	2.21	3.05	0.00	0.00	-	-	-	-	-	-	-	-	-	-	-	-	-	-	-	-	-
MW-7	09/07/2000	5.26	3.65	1.61	0.00	0.00	-	-	-	-	-	-	-	-	-	-	-	-	-	-	-	-	-
MW-7	12/05/2000	5.26	2.95	2.31	0.00	0.00	-	-	-	-	-	-	-	-	-	-	-	-	-	-	-	-	-
MW-7	03/01/2001	5.26	0.65	4.61	0.00	0.00	-	-	<50	-	<50	<0.50	<0.50	<0.50	<0.50	<2.5	-	-	-	-	-	-	-
MW-7	06/04/2001	5.26	1.52	3.74	0.00	0.00	-	-	-	-	-	-	-	-	-	-	-	-	-	-	-	-	-
MW-7	09/10/2001 <sup>27</sup>	5.26	4.18	1.08	0.00	0.00	-	-	-	-	-	-	-	-	-	-	-	-	-	-	-	-	-
MW-7	12/03/2001 <sup>27</sup>	5.26	1.06	4.20	0.00	0.00	-	-	-	-	-	-	-	-	-	-	-	-	-	-	-	-	-
MW-7	03/04/2002	5.26	1.50	3.76	0.00	0.00	-	-	<50	-	<50	<0.50	<0.50	<0.50	<1.5	<2.5	-	-	-	-	-	-	-

TABLE 1

GROUNDWATER MONITORING AND SAMPLING DATA  
 FORMER CHEVRON SERVICE STATION 90121  
 3026 LAKESHORE AVENUE  
 OAKLAND, CALIFORNIA

Location	Date	TOC	DTW	GWE	LNAPLT	LNAPL REMOVED	HYDROCARBONS					PRIMARY VOCS					ADDITIONAL VOCS	GENERAL CHEMISTRY					
							Motor Oil	Motor Oil w/ Si Gel	TPH-DRO	TPH-DRO w/ Si Gel	TPH-GRO	B	T	E	X	MTBE by SW8260		Ethanol	Ferrous Iron	Nitrate	Total Alkalinity	Sulfate	Total Dissolved Solids
	Units	ft	ft	ft-amsl	ft	gal	µg/L	µg/L	µg/L	µg/L	µg/L	µg/L	µg/L	µg/L	µg/L	µg/L	µg/L	µg/L	µg/L	µg/L	µg/L	µg/L	µg/L
MW-7	05/30/2002 <sup>27</sup>	5.26	2.75	2.51	0.00	0.00	-	-	-	-	-	-	-	-	-	-	-	-	-	-	-	-	-
MW-7	09/03/2002 <sup>27</sup>	5.26	3.02	2.24	0.00	0.00	-	-	-	-	-	-	-	-	-	-	-	-	-	-	-	-	-
MW-7	12/09/2002 <sup>27</sup>	5.26	2.85	2.41	0.00	0.00	-	-	-	-	-	-	-	-	-	-	-	-	-	-	-	-	-
MW-7	03/10/2003	5.26	1.94	3.32	0.00	0.00	-	-	85	-	<50	<0.50	<0.50	<0.50	<1.5	<2.5	-	-	-	-	-	-	-
MW-7	06/09/2003 <sup>27</sup>	5.26	2.54	2.72	0.00	0.00	-	-	-	-	-	-	-	-	-	-	-	-	-	-	-	-	-
MW-7	09/08/2003 <sup>27</sup>	5.26	2.60	2.66	0.00	0.00	-	-	-	-	-	-	-	-	-	-	-	-	-	-	-	-	-
MW-7	12/08/2003 <sup>27</sup>	5.26	2.45	2.81	0.00	0.00	-	-	-	-	-	-	-	-	-	-	-	-	-	-	-	-	-
MW-7	03/09/2004 <sup>18</sup>	5.26	0.73	4.53	0.00	0.00	-	-	230	-	<50	<0.5	<0.5	<0.5	<0.5	<0.5	<50	-	-	-	-	-	-
MW-7	06/17/2004 <sup>26</sup>	5.26	-	-	0.00	0.00	-	-	-	-	-	-	-	-	-	-	-	-	-	-	-	-	-
MW-7	09/15/2004 <sup>26</sup>	5.26	-	-	0.00	0.00	-	-	-	-	-	-	-	-	-	-	-	-	-	-	-	-	-
MW-7	12/23/2004 <sup>28</sup>	5.26	-	-	0.00	0.00	-	-	-	-	-	-	-	-	-	-	-	-	-	-	-	-	-
MW-7	03/24/2005 <sup>28</sup>	5.26	-	-	0.00	0.00	-	-	-	-	-	-	-	-	-	-	-	-	-	-	-	-	-
MW-7	06/16/2005 <sup>28</sup>	5.26	-	-	0.00	0.00	-	-	-	-	-	-	-	-	-	-	-	-	-	-	-	-	-
MW-7	09/16/2005 <sup>28</sup>	5.26	-	-	0.00	0.00	-	-	-	-	-	-	-	-	-	-	-	-	-	-	-	-	-
MW-7	12/21/2005 <sup>28</sup>	5.26	-	-	0.00	0.00	-	-	-	-	-	-	-	-	-	-	-	-	-	-	-	-	-
MW-7	03/23/2006 <sup>28</sup>	5.26	-	-	0.00	0.00	-	-	-	-	-	-	-	-	-	-	-	-	-	-	-	-	-
MW-7	06/09/2006 <sup>28</sup>	5.26	-	-	0.00	0.00	-	-	-	-	-	-	-	-	-	-	-	-	-	-	-	-	-
MW-7	09/05/2006 <sup>28</sup>	5.26	-	-	0.00	0.00	-	-	-	-	-	-	-	-	-	-	-	-	-	-	-	-	-
MW-7	12/15/2006 <sup>28</sup>	5.26	-	-	0.00	0.00	-	-	-	-	-	-	-	-	-	-	-	-	-	-	-	-	-
MW-8	06/23/1992	8.94	24.14	-15.20	0.00	0.00	-	-	<50	-	<50	<0.5	<0.5	<0.5	<0.5	-	-	-	-	-	-	-	-
MW-8	08/24/1992	8.94	8.60	0.34	0.00	0.00	-	-	-	-	-	-	-	-	-	-	-	-	-	-	-	-	-
MW-8	09/21/1992	8.94	8.39	0.55	0.00	0.00	-	-	<50	-	94	<0.5	<0.5	<0.5	<0.5	-	-	-	-	-	-	-	-
MW-8	10/26/1992	8.94	9.12	-0.18	0.00	0.00	-	-	-	-	-	-	-	-	-	-	-	-	-	-	-	-	-
MW-8	12/23/1992	8.94	8.11	0.83	0.00	0.00	-	-	79	-	<50	0.7	5.0	0.7	2.9	-	-	-	-	-	-	-	-
MW-8	01/08/1993	8.94	-	-	0.00	0.00	-	-	-	-	-	-	-	-	-	-	-	-	-	-	-	-	-
MW-8	03/25/1993	8.94	-	-	0.00	0.00	-	-	-	-	-	-	-	-	-	-	-	-	-	-	-	-	-
MW-8	06/11/1993	8.94	8.39	0.55	0.00	0.00	-	-	-	-	<50	<0.5	<0.5	<0.5	<0.5	-	-	-	-	-	-	-	3,500
MW-8	09/29/1993	8.94	8.25	0.69	0.00	0.00	-	-	<10	-	<50	<0.5	<0.5	<0.5	<0.5	-	-	-	-	-	-	-	-
MW-8	12/20/1993	8.94	8.46	0.48	0.00	0.00	-	-	<10	-	<50	<0.5	0.6	<0.5	1.0	-	-	-	-	-	-	-	-
MW-8	03/07/1994	8.94	8.66	0.28	0.00	0.00	-	-	<10	-	<50	<0.5	<0.5	<0.5	<0.5	-	-	-	-	-	-	-	-

TABLE 1

GROUNDWATER MONITORING AND SAMPLING DATA  
 FORMER CHEVRON SERVICE STATION 90121  
 3026 LAKESHORE AVENUE  
 OAKLAND, CALIFORNIA

Location	Date	TOC	DTW	GWE	LNAPLT	LNAPL REMOVED	HYDROCARBONS					PRIMARY VOCS					ADDITIONAL VOCS	GENERAL CHEMISTRY					
							Motor Oil	Motor Oil w/ Si Gel	TPH-DRO	TPH-DRO w/ Si Gel	TPH-GRO	B	T	E	X	MTBE by SW8260		Ethanol	Ferrous Iron	Nitrate	Total Alkalinity	Sulfate	Total Dissolved Solids
	Units	ft	ft	ft-amsl	ft	gal	µg/L	µg/L	µg/L	µg/L	µg/L	µg/L	µg/L	µg/L	µg/L	µg/L	µg/L	µg/L	µg/L	µg/L	µg/L	µg/L	µg/L
MW-8	06/17/1994	8.94	8.82	0.12	0.00	0.00	-	-	<50	-	<50	<0.5	<0.5	<0.5	<0.5	-	-	-	-	-	-	-	-
MW-8	09/12/1994	8.94	8.83	0.11	0.00	0.00	-	-	<50	-	<50	<0.5	<0.5	<0.5	0.8	<5.0	-	-	-	-	-	-	-
MW-8	11/30/1994	8.94	8.63	0.31	0.00	0.00	-	-	120 <sup>1</sup>	-	<50	<0.5	<0.5	<0.5	<0.5	-	-	-	-	-	-	-	-
MW-8	03/24/1995	8.94	8.51	0.43	0.00	0.00	-	-	110 <sup>2</sup>	-	<50	<0.5	<0.5	<0.5	<0.5	-	-	-	-	-	-	-	-
MW-8	06/27/1995	8.94	8.97	-0.03	0.00	0.00	-	-	67 <sup>2</sup>	-	<50	<0.5	<0.5	<0.5	<0.5	-	-	-	-	-	-	-	-
MW-8	09/28/1995	8.94	8.90	0.04	0.00	0.00	-	-	91 <sup>2</sup>	-	<50	<0.5	<0.5	<0.5	<0.5	-	-	-	-	-	-	-	-
MW-8	12/19/1995	8.94	8.40	0.54	0.00	0.00	-	-	76 <sup>2</sup>	-	<50	<0.5	<0.5	<0.5	<0.5	<2.5	-	-	-	-	-	-	-
MW-8	02/28/1996	8.94	8.44	0.50	0.00	0.00	-	-	<50	-	<50	<0.5	<0.5	<0.5	<0.5	<2.5	-	-	-	-	-	-	-
MW-8	06/25/1996	8.94	8.89	0.05	0.00	0.00	-	-	80 <sup>2</sup>	-	<50	<0.5	<0.5	<0.5	<0.5	<2.5	-	-	-	-	-	-	-
MW-8	12/17/1996	8.94	8.45	0.49	0.00	0.00	-	-	79 <sup>2</sup>	-	<50	<0.5	<0.5	<0.5	<0.5	<2.5	-	-	-	-	-	-	-
MW-8	03/31/1997	8.94	8.76	0.18	0.00	0.00	-	-	72 <sup>2</sup>	-	<50	<0.5	<0.5	<0.5	<0.5	3.6	-	-	-	-	-	-	-
MW-8	06/30/1997	8.94	9.12	-0.18	0.00	0.00	-	-	-	-	-	-	-	-	-	-	-	-	-	-	-	-	-
MW-8	09/12/1997	8.94	8.81	0.13	0.00	0.00	-	-	-	-	-	-	-	-	-	-	-	-	-	-	-	-	-
MW-8	12/05/1997	8.94	8.35	0.59	0.00	0.00	-	-	-	-	-	-	-	-	-	-	-	-	-	-	-	-	-
MW-8	02/16/1998	8.94	7.94	1.00	0.00	0.00	-	-	68 <sup>2</sup>	-	<50	<0.5	<0.5	<0.5	<0.5	4.3	-	-	-	-	-	-	-
MW-8	06/17/1998	8.94	8.43	0.51	0.00	0.00	-	-	-	-	-	-	-	-	-	-	-	-	-	-	-	-	-
MW-8	08/31/1998	8.94	8.88	0.06	0.00	0.00	-	-	-	-	-	-	-	-	-	-	-	-	-	-	-	-	-
MW-8	12/28/1998	8.94	8.30	0.64	0.00	0.00	-	-	-	-	-	-	-	-	-	-	45	<1,000	1100000	87000	-	-	-
MW-8	03/04/1999	8.94	8.65	0.29	0.00	0.00	-	-	106	-	<50	<0.5	<0.5	<0.5	<0.5	3.83	-	-	-	-	-	-	-
MW-8	06/14/1999	8.94	8.42	0.52	0.00	0.00	-	-	-	-	-	-	-	-	-	-	-	-	-	-	-	-	-
MW-8	09/17/1999	8.94	9.87	-0.93	0.00	0.00	-	-	-	-	-	-	-	-	-	-	-	-	-	-	-	-	-
MW-8	12/20/1999	8.94	8.40	0.54	0.00	0.00	-	-	-	-	-	-	-	-	-	-	-	-	-	-	-	-	-
MW-8	03/20/2000	8.94	8.12	0.82	0.00	0.00	-	-	82.2 <sup>6</sup>	-	<50	<0.5	<0.5	<0.5	<0.5	3.46	-	-	-	-	-	-	-
MW-8	06/24/2000 <sup>27</sup>	8.94	8.63	0.31	0.00	0.00	-	-	-	-	-	-	-	-	-	-	-	-	-	-	-	-	-
MW-8	09/07/2000	8.94	8.68	0.26	0.00	0.00	-	-	-	-	-	-	-	-	-	-	-	-	-	-	-	-	-
MW-8	12/05/2000	8.94	8.13	0.81	0.00	0.00	-	-	-	-	-	-	-	-	-	-	-	-	-	-	-	-	-
MW-8	03/01/2001	8.94	7.90	1.04	0.00	0.00	-	-	51 <sup>11</sup>	-	<50	<0.50	<0.50	<0.50	<0.50	<2.5	-	-	-	-	-	-	-
MW-8	06/04/2001	8.94	9.21	-0.27	0.00	0.00	-	-	-	-	-	-	-	-	-	-	-	-	-	-	-	-	-
MW-8	09/10/2001 <sup>27</sup>	8.94	8.68	0.26	0.00	0.00	-	-	-	-	-	-	-	-	-	-	-	-	-	-	-	-	-
MW-8	12/03/2001 <sup>27</sup>	8.94	7.82	1.12	0.00	0.00	-	-	-	-	-	-	-	-	-	-	-	-	-	-	-	-	-
MW-8	03/04/2002	8.94	7.68	1.26	0.00	0.00	-	-	82	-	<50	<0.50	<0.50	<0.50	<1.5	<2.5	-	-	-	-	-	-	-

TABLE 1

GROUNDWATER MONITORING AND SAMPLING DATA  
 FORMER CHEVRON SERVICE STATION 90121  
 3026 LAKESHORE AVENUE  
 OAKLAND, CALIFORNIA

Location	Date	TOC	DTW	GWE	LNAPLT	LNAPL REMOVED	HYDROCARBONS					PRIMARY VOCS					ADDITIONAL VOCS	GENERAL CHEMISTRY						
							Motor Oil	Motor Oil w/ Si Gel	TPH-DRO	TPH-DRO w/ Si Gel	TPH-GRO	B	T	E	X	MTBE by SW8260		Ethanol	Ferrous Iron	Nitrate	Total Alkalinity	Sulfate	Total Dissolved Solids	
	Units	ft	ft	ft-amsl	ft	gal	µg/L	µg/L	µg/L	µg/L	µg/L	µg/L	µg/L	µg/L	µg/L	µg/L	µg/L	µg/L	µg/L	µg/L	µg/L	µg/L	µg/L	
MW-8	05/30/2002 <sup>26</sup>	8.94	-	-	0.00	0.00	-	-	-	-	-	-	-	-	-	-	-	-	-	-	-	-	-	-
MW-8	09/03/2002 <sup>27</sup>	8.94	9.15	-0.21	0.00	0.00	-	-	-	-	-	-	-	-	-	-	-	-	-	-	-	-	-	-
MW-8	12/09/2002 <sup>27</sup>	8.94	8.73	0.21	0.00	0.00	-	-	-	-	-	-	-	-	-	-	-	-	-	-	-	-	-	-
MW-8	03/10/2003	8.94	8.39	0.55	0.00	0.00	-	-	110	-	<50	<0.50	<0.50	<0.50	<1.5	<2.5	-	-	-	-	-	-	-	-
MW-8	06/09/2003 <sup>27</sup>	8.94	8.97	-0.03	0.00	0.00	-	-	-	-	-	-	-	-	-	-	-	-	-	-	-	-	-	-
MW-8	09/08/2003 <sup>27</sup>	8.94	8.42	0.52	0.00	0.00	-	-	-	-	-	-	-	-	-	-	-	-	-	-	-	-	-	-
MW-8	12/08/2003 <sup>27</sup>	8.94	8.17	0.77	0.00	0.00	-	-	-	-	-	-	-	-	-	-	-	-	-	-	-	-	-	-
MW-8	03/09/2004 <sup>18</sup>	8.94	7.91	1.03	0.00	0.00	-	-	300	-	<50	<0.5	<0.5	<0.5	<0.5	3	<50	-	-	-	-	-	-	-
MW-8	06/17/2004 <sup>27</sup>	8.94	8.93	0.01	0.00	0.00	-	-	-	-	-	-	-	-	-	-	-	-	-	-	-	-	-	-
MW-8	09/15/2004 <sup>27</sup>	8.94	9.91	-0.97	0.00	0.00	-	-	-	-	-	-	-	-	-	-	-	-	-	-	-	-	-	-
MW-8	12/23/2004 <sup>27</sup>	8.94	5.74	3.20	0.00	0.00	-	-	-	-	-	-	-	-	-	-	-	-	-	-	-	-	-	-
MW-8	03/24/2005 <sup>18</sup>	8.94	8.44	0.50	0.00	0.00	-	-	240	-	<50	<0.5	<0.5	<0.5	<0.5	1	<50	-	-	-	-	-	-	-
MW-8	06/16/2005 <sup>27</sup>	8.94	8.78	0.16	0.00	0.00	-	-	-	-	-	-	-	-	-	-	-	-	-	-	-	-	-	-
MW-8	09/16/2005 <sup>27</sup>	8.94	8.68	0.26	0.00	0.00	-	-	-	-	-	-	-	-	-	-	-	-	-	-	-	-	-	-
MW-8	12/21/2005 <sup>27</sup>	8.94	8.21	0.73	0.00	0.00	-	-	-	-	-	-	-	-	-	-	-	-	-	-	-	-	-	-
MW-8	03/23/2006 <sup>18</sup>	8.94	7.91	1.03	0.00	0.00	-	-	120	-	<50	<0.5	<0.5	<0.5	<0.5	0.8	<50	-	-	-	-	-	-	-
MW-8	06/09/2006 <sup>27</sup>	8.94	8.91	0.03	0.00	0.00	-	-	-	-	-	-	-	-	-	-	-	-	-	-	-	-	-	-
MW-8	09/05/2006 <sup>27</sup>	8.94	8.55	0.39	0.00	0.00	-	-	-	-	-	-	-	-	-	-	-	-	-	-	-	-	-	-
MW-8	12/15/2006 <sup>27</sup>	8.94	8.26	0.68	0.00	0.00	-	-	-	-	-	-	-	-	-	-	-	-	-	-	-	-	-	-
MW-8	03/01/2007 <sup>18</sup>	8.94	8.08	0.86	0.00	0.00	-	-	150	-	63	2	5	1	7	1	<50	-	-	-	-	-	-	-
MW-8	06/05/2007 <sup>27</sup>	8.94	8.35	0.59	0.00	0.00	-	-	-	-	-	-	-	-	-	-	-	-	-	-	-	-	-	-
MW-8	09/05/2007 <sup>27</sup>	8.94	7.21	1.73	0.00	0.00	-	-	-	-	-	-	-	-	-	-	-	-	-	-	-	-	-	-
MW-8	12/05/2007 <sup>27</sup>	8.94	7.17	1.77	0.00	0.00	-	-	-	-	-	-	-	-	-	-	-	-	-	-	-	-	-	-
MW-8	03/03/2008 <sup>18</sup>	8.94	7.13	1.81	0.00	0.00	-	-	510	-	<50	<0.5	<0.5	<0.5	<0.5	0.9	<50	-	-	-	-	-	-	-
MW-8	06/02/2008 <sup>27</sup>	8.94	7.74	1.20	0.00	0.00	-	-	-	-	-	-	-	-	-	-	-	-	-	-	-	-	-	-
MW-8	09/04/2008 <sup>27</sup>	8.94	7.88	1.06	0.00	0.00	-	-	-	-	-	-	-	-	-	-	-	-	-	-	-	-	-	-
MW-8	12/04/2008 <sup>27</sup>	8.94	7.22	1.72	0.00	0.00	-	-	-	-	-	-	-	-	-	-	-	-	-	-	-	-	-	-
MW-8	02/26/2009 <sup>18</sup>	8.94	6.44	2.50	0.00	0.00	-	-	580	-	<50	<0.5	<0.5	<0.5	<0.5	2	<50	-	-	-	-	-	-	-
MW-8	06/30/2009 <sup>27</sup>	8.94	7.62	1.32	0.00	0.00	-	-	-	-	-	-	-	-	-	-	-	-	-	-	-	-	-	-
MW-8	09/29/2009 <sup>18,27</sup>	8.94	7.22	1.72	0.00	0.00	-	-	-	-	-	-	-	-	-	-	-	-	-	-	-	-	-	-
MW-8	03/10/2010 <sup>18</sup>	8.94	5.18	3.76	0.00	0.00	-	-	460	-	<50	<0.5	<0.5	<0.5	<0.5	2	<50	-	-	-	-	-	-	-

TABLE 1

GROUNDWATER MONITORING AND SAMPLING DATA  
 FORMER CHEVRON SERVICE STATION 90121  
 3026 LAKESHORE AVENUE  
 OAKLAND, CALIFORNIA

Location	Date	TOC	DTW	GWE	LNAPLT	LNAPL REMOVED	HYDROCARBONS					PRIMARY VOCS					ADDITIONAL VOCS	GENERAL CHEMISTRY					
							Motor Oil	Motor Oil w/ Si Gel	TPH-DRO	TPH-DRO w/ Si Gel	TPH-GRO	B	T	E	X	MTBE by SW8260		Ethanol	Ferrous Iron	Nitrate	Total Alkalinity	Sulfate	Total Dissolved Solids
Units	ft	ft	ft-amsl	ft	gal	µg/L	µg/L	µg/L	µg/L	µg/L	µg/L	µg/L	µg/L	µg/L	µg/L	µg/L	µg/L	µg/L	µg/L	µg/L	µg/L	µg/L	
MW-8	09/15/2010 <sup>27</sup>	8.94	8.77	0.17	0.00	0.00	-	-	-	-	-	-	-	-	-	-	-	-	-	-	-	-	-
MW-8	03/14/2011 <sup>29</sup>	8.94	7.75	1.19	0.00	0.00	<38	-	<33	-	<50	<0.5	<0.5	<0.5	<0.5	1	<50	-	-	-	-	-	-
MW-8	09/26/2011 <sup>29</sup>	8.94	8.52	0.42	0.00	0.00	-	-	-	-	-	-	-	-	-	-	-	-	-	-	-	-	-
MW-8	03/30/2012	8.94	7.56	1.38	0.00	0.00	-	<38	-	<50	<50	<0.5	<0.5	<0.5	<0.5	1	<50	-	-	-	-	-	-
MW-8	09/22/2012 <sup>29</sup>	8.94	8.55	0.39	0.00	0.00	-	-	-	-	-	-	-	-	-	-	-	-	-	-	-	-	-
MW-8	03/19/2013	8.94	8.01	0.93	0.00	0.00	-	<38	-	<50	<50	<0.5	<0.5	<0.5	<0.5	0.7 J	<50	-	-	-	-	-	-
MW-8	09/25/2013	8.94	8.60	0.34	0.00	0.00	-	-	<50	-	<50	<0.5	<0.5	<0.5	<0.5	<0.5	<50	-	-	-	-	-	-
<b>MW-8</b>	<b>03/28/2014</b>	<b>8.94</b>	<b>7.49</b>	<b>1.45</b>	<b>0.00</b>	<b>0.00</b>	-	-	<b>&lt;50</b>	-	<b>&lt;50</b>	<b>&lt;0.5</b>	<b>&lt;0.5</b>	<b>&lt;0.5</b>	<b>&lt;0.5</b>	<b>0.6 J</b>	<b>&lt;50</b>	-	-	-	-	-	-
MW-9	04/19/1999	5.87	3.16	2.71	0.00	0.00	-	-	2,600 <sup>2</sup>	-	3,900 <sup>6</sup>	14	6.9	14	24	140	-	-	-	-	-	-	-
MW-9	06/14/1999	5.87	4.81	1.06	0.00	0.00	-	-	2,800 <sup>2</sup>	-	2,880	12.6	<10	<10	<10	138	-	-	-	-	-	-	-
MW-9	09/17/1999	5.87	4.85	1.02	0.00	0.00	-	-	1,770 <sup>2</sup>	-	3,370	33.1	14.4	<5.0	<5.0	202	-	-	-	-	-	-	-
MW-9	12/20/1999	5.87	4.00	1.87	0.00	0.00	-	-	996 <sup>2</sup>	-	3,970	42.2	13.5	<10	<10	311	-	-	-	-	-	-	-
MW-9	03/20/2000	5.87	3.00	2.87	0.00	0.00	-	-	2,710 <sup>2</sup>	-	5,920	22.1	<5.0	6.8	<5.0	106.0	-	-	-	-	-	-	-
MW-9	06/24/2000	5.87	3.91	1.96	0.00	0.00	-	-	1,940 <sup>9</sup>	-	2,500 <sup>7</sup>	12	<10	11	<10	120	-	-	-	-	-	-	-
MW-9	09/07/2000	5.87	4.28	1.59	0.00	0.00	-	-	1,500 <sup>9</sup>	-	3,700 <sup>7</sup>	<25	<25	<25	<25	330	-	-	-	-	-	-	-
MW-9	12/05/2000	5.87	3.80	2.07	0.00	0.00	-	-	1,300 <sup>12</sup>	-	3,470 <sup>2</sup>	<5.00	7.64	<5.00	<5.00	177	-	-	-	-	-	-	-
MW-9	03/01/2001	5.87	2.68	3.19	0.00	0.00	-	-	960 <sup>9</sup>	-	2,400 <sup>7</sup>	11	18.0	<10	<10	250	-	-	-	-	-	-	-
MW-9	06/04/2001	5.87	3.91	1.96	0.00	0.00	-	-	1,200 <sup>9</sup>	-	3,200 <sup>7</sup>	45	17	6.1	8.9	300	-	-	-	-	-	-	-
MW-9	09/10/2001	5.87	4.69	1.18	0.00	0.00	-	-	2,000 <sup>17</sup>	-	2,300	5.7	7.3	10	<5.0	200	-	-	-	-	-	-	-
MW-9	12/03/2001	5.87	2.99	2.88	0.00	0.00	-	-	2,600	-	3,600	14	5.4	8.2	8.5	210	-	-	-	-	-	-	-
MW-9	03/04/2002	5.87	3.55	2.32	0.00	0.00	-	-	3,700	-	4,400	17	<5.0	9.2	6.4	79	-	-	-	-	-	-	-
MW-9	05/30/2002	5.87	3.65	2.22	0.00	0.00	-	-	4,600	-	4,300	15	3.7	5.8	6.1	110	-	-	-	-	-	-	-
MW-9	09/03/2002	5.87	4.56	1.31	0.00	0.00	-	-	2,500	-	3,200	5.8	2.6	3.5	5.6	84	-	-	-	-	-	-	-
MW-9	12/09/2002	5.87	4.36	1.51	0.00	0.00	-	-	2,600	-	3,000	6.3	3.2	3.9	6.1	110	-	-	-	-	-	-	-
MW-9	03/10/2003	5.87	3.61	2.26	0.00	0.00	-	-	1,500	-	3,300	11	3.7	5.4	<7.5	150	-	-	-	-	-	-	-
MW-9	06/09/2003 <sup>18</sup>	5.87	3.58	2.29	0.00	0.00	-	-	2,700	-	3,500	2	2	3	2	46	-	-	-	-	-	-	-
MW-9	09/08/2003 <sup>18</sup>	5.87	4.44	1.43	0.00	0.00	-	-	3,000	-	3,000	3	2	2	3	120	<50	-	-	-	-	-	-
MW-9	12/08/2003 <sup>18</sup>	5.87	3.66	2.21	0.00	0.00	-	-	2,500	-	2,400	3	3	3	4	560	<50	-	-	-	-	-	-
MW-9	03/09/2004 <sup>18</sup>	5.87	3.18	2.69	0.00	0.00	-	-	2,500	-	3,700	2	1	2	2	120	<50	-	-	-	-	-	-
MW-9	06/17/2004 <sup>18</sup>	5.87	4.82	1.05	0.00	0.00	-	-	2,700	-	3,100	2	1	2	3	96	<50	-	-	-	-	-	-

TABLE 1

GROUNDWATER MONITORING AND SAMPLING DATA  
 FORMER CHEVRON SERVICE STATION 90121  
 3026 LAKESHORE AVENUE  
 OAKLAND, CALIFORNIA

Location	Date	TOC	DTW	GWE	LNAPLT	LNAPL REMOVED	HYDROCARBONS					PRIMARY VOCS					ADDITIONAL VOCS	GENERAL CHEMISTRY					
							Motor Oil	Motor Oil w/ Si Gel	TPH-DRO	TPH-DRO w/ Si Gel	TPH-GRO	B	T	E	X	MTBE by SW8260		Ethanol	Ferrous Iron	Nitrate	Total Alkalinity	Sulfate	Total Dissolved Solids
	Units	ft	ft	ft-amsl	ft	gal	µg/L	µg/L	µg/L	µg/L	µg/L	µg/L	µg/L	µg/L	µg/L	µg/L	µg/L	µg/L	µg/L	µg/L	µg/L	µg/L	µg/L
MW-9	09/15/2004 <sup>18</sup>	5.87	9.03	-3.16	0.00	0.00	-	-	2,600	-	1,200	1	<0.5	<0.5	2	190	<50	-	-	-	-	-	-
MW-9	12/23/2004 <sup>18</sup>	5.87	4.49	1.38	0.00	0.00	-	-	3,400	-	2,900	4	4	4	4	93	<50	-	-	-	-	-	-
MW-9	03/24/2005 <sup>18</sup>	5.87	2.52	3.35	0.00	0.00	-	-	1,500	-	3,200	16	2	3	3	23	<50	-	-	-	-	-	-
MW-9	06/16/2005 <sup>18</sup>	5.87	3.62	2.25	0.00	0.00	-	-	1,600	-	2,300	30	2	2	3	28	<50	-	-	-	-	-	-
MW-9	09/16/2005 <sup>18</sup>	5.87	4.78	1.09	0.00	0.00	-	-	1,500	-	1,400	2	0.9	1	2	50	<50	-	-	-	-	-	-
MW-9	12/21/2005 <sup>18</sup>	5.87	2.90	2.97	0.00	0.00	-	-	1,400 <sup>22</sup>	-	2,300	2	2	3	3	40	<50	-	-	-	-	-	-
MW-9	03/23/2006 <sup>18</sup>	5.87	2.62	3.25	0.00	0.00	-	-	1,600	-	2,900	1	9	6	160	24	<50	-	-	-	-	-	-
MW-9	06/09/2006 <sup>18</sup>	5.87	3.81	2.06	0.00	0.00	-	-	1,500	-	1,900	5	1	1	34	32	<50	-	-	-	-	-	-
MW-9	09/05/2006 <sup>18</sup>	5.87	4.93	0.94	0.00	0.00	-	-	1,700	-	1,300	1	1	0.9	14	53	<50	-	-	-	-	-	-
MW-9	12/15/2006 <sup>18</sup>	5.87	3.19	2.68	0.00	0.00	-	-	2,000	-	2,300	1	1	1	5	43	<50	-	-	-	-	-	-
MW-9	03/01/2007 <sup>18</sup>	5.87	3.07	2.80	0.00	0.00	-	-	1,700	-	3,000	1	1	1	4	36	<50	-	-	-	-	-	-
MW-9	06/05/2007 <sup>18</sup>	5.87	3.85	2.02	0.00	0.00	-	-	1,200	-	1,900	1	0.6	0.8	2	35	<50	-	-	-	-	-	-
MW-9	09/05/2007 <sup>18</sup>	5.87	4.98	0.89	0.00	0.00	-	-	1,800	-	1,400	1	0.8	0.8	3	56	<50	-	-	-	-	-	-
MW-9	12/05/2007 <sup>18</sup>	5.87	4.05	1.82	0.00	0.00	-	-	1,800	-	2,100	1	0.8	1	3	65	93	-	-	-	-	-	-
MW-9	03/03/2008 <sup>18</sup>	5.87	3.59	2.28	0.00	0.00	-	-	1,000	-	2,500	0.6	0.6	1	2	26	<50	-	-	-	-	-	-
MW-9	06/02/2008 <sup>18</sup>	5.87	4.78	1.09	0.00	0.00	-	-	1,700	-	2,400	1	0.8	0.8	2	50	<50	-	-	-	-	-	-
MW-9	09/04/2008 <sup>18</sup>	5.87	5.10	0.77	0.00	0.00	-	-	1,400	-	2,000	2	1	0.5	3	92	<50	-	-	-	-	-	-
MW-9	12/04/2008 <sup>18</sup>	5.87	4.73	1.14	0.00	0.00	-	-	2,300	-	1,700	1	2	1	3	50	<50	-	-	-	-	-	-
MW-9	02/26/2009 <sup>18</sup>	5.87	2.57	3.30	0.00	0.00	-	-	3,000	-	3,100	0.9	1	1	2	29	<50	-	-	-	-	-	-
MW-9	06/30/2009	5.87	4.63	1.24	0.00	0.00	-	-	1,700	-	2,600	0.9J	0.9J	0.8J	4	49	<50	-	-	-	-	-	-
MW-9	09/29/2009	5.87	5.20	0.67	0.00	0.00	-	-	2,300	-	3,100	2	1	0.9J	3	52	<50	-	-	-	-	-	-
MW-9	03/10/2010	5.87	3.00	2.87	0.00	0.00	-	-	5,000	-	4,100	0.6J	0.8J	1	2	19	<50	-	-	-	-	-	-
MW-9	09/15/2010	5.87	5.12	0.75	0.00	0.00	-	-	1,900	-	1,700	<0.5	<0.5	<0.5	<0.5	69	<50	-	-	-	-	-	-
MW-9	03/14/2011	5.87	3.53	2.34	0.00	0.00	430	-	1,100	-	2,600	0.6J	5	0.9J	1	14	<50	-	-	-	-	-	-
MW-9	09/26/2011	5.87	5.00	0.87	0.00	0.00	-	120	-	400	1,100	<0.5	<0.5	<0.5	<0.5	84	<50	-	-	-	-	-	-
MW-9	03/30/2012	5.87	2.32	3.55	0.00	0.00	-	310	-	790	1,200	0.5J	3	1J	0.9J	19	<50	-	-	-	-	-	-
MW-9	09/22/2012	5.87	5.09	0.78	0.00	0.00	-	160	-	490	950	<0.5	0.6J	<0.5	<0.5	68	<50	-	-	-	-	-	-
MW-9	03/19/2013	5.87	4.47	1.40	0.00	0.00	-	<38	-	240	1,800	<0.5	0.8J	<0.5	0.5J	25	<50	-	-	-	-	-	-
MW-9	09/25/2013	5.87	5.13	0.74	0.00	0.00	-	-	2,000	-	920	<0.5	<0.5	<0.5	<0.5	62	<50	-	-	-	-	-	-
<b>MW-9</b>	<b>03/28/2014</b>	<b>5.87</b>	<b>4.08</b>	<b>1.79</b>	<b>0.00</b>	<b>0.00</b>	-	-	<b>4,000</b>	-	<b>240</b>	<b>&lt;0.5</b>	<b>&lt;0.5</b>	<b>&lt;0.5</b>	<b>&lt;0.5</b>	<b>23</b>	<b>&lt;50</b>	-	-	-	-	-	-



TABLE 1

GROUNDWATER MONITORING AND SAMPLING DATA  
 FORMER CHEVRON SERVICE STATION 90121  
 3026 LAKESHORE AVENUE  
 OAKLAND, CALIFORNIA

Location	Date	TOC	DTW	GWE	LNAPL	LNAPL REMOVED	HYDROCARBONS					PRIMARY VOCS					ADDITIONAL VOCS	GENERAL CHEMISTRY					
							Motor Oil	Motor Oil w/ Si Gel	TPH-DRO	TPH-DRO w/ Si Gel	TPH-GRO	B	T	E	X	MTBE by SW8260		Ethanol	Ferrous Iron	Nitrate	Total Alkalinity	Sulfate	Total Dissolved Solids
	Units	ft	ft	ft-amsl	ft	gal	µg/L	µg/L	µg/L	µg/L	µg/L	µg/L	µg/L	µg/L	µg/L	µg/L	µg/L	µg/L	µg/L	µg/L	µg/L	µg/L	µg/L
SUMP	05/30/2007	-	-	-	0.00	0.00	-	-	830	-	1,300	1	1	2	4	28	130	-	-	-	-	-	-
SUMP	03/05/2009	-	-	-	0.00	0.00	-	-	670	-	1,100	2	1	1	2	23	<50	-	-	-	-	-	-
SUMP	07/13/2009	-	-	-	0.00	0.00	-	-	270	-	120	<0.5	<0.5	<0.5	<0.5	5	<50	-	-	-	-	-	-
SUMP	03/19/2010	-	-	-	0.00	0.00	-	-	5,200	-	3,200	7	3	3	5	35	<50	-	-	-	-	-	-
SUMP	09/15/2010 <sup>26</sup>	-	-	-	0.00	0.00	-	-	-	-	-	-	-	-	-	-	-	-	-	-	-	-	-
SUMP	03/14/2011	-	-	-	0.00	0.00	<38	-	610	-	990	1	2	1	2	16	<50	-	-	-	-	-	-
SUMP	09/26/2011	-	-	-	0.00	0.00	-	4,200	-	1,000	<50	<0.5	<0.5	<0.5	<0.5	<0.5	<50	-	-	-	-	-	-
SUMP	03/30/2012	-	-	-	0.00	0.00	-	39 J	-	580	1,600	1	3	2	2	21	<50	-	-	-	-	-	-
SUMP	09/21/2012	-	-	-	0.00	0.00	<38	-	<50	<50	<0.5	<0.5	<0.5	<0.5	<0.5	<50	<50	-	-	-	-	-	-
SUMP	03/19/2013	-	-	-	0.00	0.00	<38	-	<50	120	<0.5	<0.5	<0.5	<0.5	6	<50	<50	-	-	-	-	-	-
SUMP	09/25/2013 <sup>30</sup>	-	-	-	0.00	0.00	-	-	-	-	-	-	-	-	-	-	-	-	-	-	-	-	-
SUMP	03/28/2014	-	-	-	0.00	0.00	-	-	2,700	-	1,800	0.7 J	2	0.9 J	2	18	<50	-	-	-	-	-	-
QA	12/03/2001	-	-	-	-	-	-	-	-	<50	<0.50	<0.50	<0.50	<1.5	<2.5	-	-	-	-	-	-	-	-
QA	03/04/2002	-	-	-	-	-	-	-	-	<50	<0.50	<0.50	<0.50	<1.5	<2.5	-	-	-	-	-	-	-	-
QA	05/30/2002	-	-	-	-	-	-	-	-	<50	<0.50	<0.50	<0.50	<1.5	<2.5	-	-	-	-	-	-	-	-
QA	09/03/2002	-	-	-	-	-	-	-	-	<50	<0.50	<0.50	<0.50	<1.5	<2.5	-	-	-	-	-	-	-	-
QA	12/09/2002	-	-	-	-	-	-	-	-	<50	<0.50	<0.50	<0.50	<1.5	<2.5	-	-	-	-	-	-	-	-
QA	03/10/2003	-	-	-	-	-	-	-	-	<50	<0.50	<0.50	<0.50	<1.5	<2.5	-	-	-	-	-	-	-	-
QA	06/09/2003 <sup>18</sup>	-	-	-	-	-	-	-	-	<50	<0.5	<0.5	<0.5	<0.5	<0.5	<0.5	-	-	-	-	-	-	-
QA	09/08/2003 <sup>18</sup>	-	-	-	-	-	-	-	-	<50	<0.5	<0.5	<0.5	<0.5	<0.5	<0.5	-	-	-	-	-	-	-
QA	12/08/2003 <sup>18</sup>	-	-	-	-	-	-	-	-	<50	<0.5	<0.5	<0.5	<0.5	<0.5	<0.5	-	-	-	-	-	-	-
QA	03/09/2004 <sup>18</sup>	-	-	-	-	-	-	-	-	<50	<0.5	<0.5	<0.5	<0.5	<0.5	<0.5	-	-	-	-	-	-	-
QA	06/17/2004 <sup>18</sup>	-	-	-	-	-	-	-	-	<50	<0.5	<0.5	<0.5	<0.5	<0.5	<0.5	-	-	-	-	-	-	-
QA	09/15/2004 <sup>18</sup>	-	-	-	-	-	-	-	-	<50	<0.5	<0.5	<0.5	<0.5	<0.5	<0.5	-	-	-	-	-	-	-
QA	12/23/2004 <sup>18</sup>	-	-	-	-	-	-	-	-	<50	<0.5	<0.5	<0.5	<0.5	<0.5	<0.5	-	-	-	-	-	-	-
QA	03/24/2005 <sup>18</sup>	-	-	-	-	-	-	-	-	<50	<0.5	<0.5	<0.5	<0.5	<0.5	<0.5	-	-	-	-	-	-	-
QA	06/16/2005 <sup>18</sup>	-	-	-	-	-	-	-	-	<50	<0.5	<0.5	<0.5	<0.5	<0.5	<0.5	-	-	-	-	-	-	-
QA	09/16/2005 <sup>18</sup>	-	-	-	-	-	-	-	-	<50	<0.5	<0.5	<0.5	<0.5	<0.5	<0.5	-	-	-	-	-	-	-
QA	12/21/2005 <sup>18</sup>	-	-	-	-	-	-	-	-	<50	<0.5	<0.5	<0.5	<0.5	<0.5	<0.5	-	-	-	-	-	-	-
QA	03/23/2006 <sup>18</sup>	-	-	-	-	-	-	-	-	<50	<0.5	<0.5	<0.5	<0.5	<0.5	<0.5	-	-	-	-	-	-	-

TABLE 1

GROUNDWATER MONITORING AND SAMPLING DATA  
 FORMER CHEVRON SERVICE STATION 90121  
 3026 LAKESHORE AVENUE  
 OAKLAND, CALIFORNIA

Location	Date	TOC	DTW	GWE	LNAPL	LNAPL REMOVED	HYDROCARBONS					PRIMARY VOCS					ADDITIONAL VOCS	GENERAL CHEMISTRY					
							Motor Oil	Motor Oil w/ Si Gel	TPH-DRO	TPH-DRO w/ Si Gel	TPH-GRO	B	T	E	X	MTBE by SW8260		Ethanol	Ferrous Iron	Nitrate	Total Alkalinity	Sulfate	Total Dissolved Solids
	Units	ft	ft	ft-amsl	ft	gal	µg/L	µg/L	µg/L	µg/L	µg/L	µg/L	µg/L	µg/L	µg/L	µg/L	µg/L	µg/L	µg/L	µg/L	µg/L	µg/L	µg/L
QA	06/09/2006 <sup>18</sup>	-	-	-	-	-	-	-	-	-	<50	<0.5	<0.5	<0.5	<0.5	<0.5	-	-	-	-	-	-	-
QA	09/05/2006 <sup>18</sup>	-	-	-	-	-	-	-	-	-	<50	<0.5	<0.5	<0.5	<0.5	<0.5	-	-	-	-	-	-	-
QA	12/15/2006 <sup>18</sup>	-	-	-	-	-	-	-	-	-	<50	<0.5	<0.5	<0.5	<0.5	<0.5	-	-	-	-	-	-	-
QA	03/01/2007 <sup>18</sup>	-	-	-	-	-	-	-	-	-	<50	<0.5	<0.5	<0.5	<0.5	<0.5	-	-	-	-	-	-	-
QA	06/05/2007 <sup>18</sup>	-	-	-	-	-	-	-	-	-	<50	<0.5	<0.5	<0.5	<0.5	<0.5	-	-	-	-	-	-	-
QA	09/05/2007 <sup>18</sup>	-	-	-	-	-	-	-	-	-	<50	<0.5	<0.5	<0.5	<0.5	<0.5	-	-	-	-	-	-	-
QA	12/05/2007 <sup>18</sup>	-	-	-	-	-	-	-	-	-	<50	<0.5	<0.5	<0.5	<0.5	<0.5	-	-	-	-	-	-	-
QA	03/03/2008 <sup>18</sup>	-	-	-	-	-	-	-	-	-	<50	<0.5	<0.5	<0.5	<0.5	<0.5	-	-	-	-	-	-	-
QA	06/02/2008 <sup>18</sup>	-	-	-	-	-	-	-	-	-	<50	<0.5	<0.5	<0.5	<0.5	<0.5	-	-	-	-	-	-	-
QA	09/04/2008 <sup>18</sup>	-	-	-	-	-	-	-	-	-	<50	<0.5	<0.5	<0.5	<0.5	<0.5	-	-	-	-	-	-	-
QA	12/04/2008 <sup>18</sup>	-	-	-	-	-	-	-	-	-	<50	<0.5	<0.5	<0.5	<0.5	<0.5	-	-	-	-	-	-	-
QA	02/26/2009 <sup>18</sup>	-	-	-	-	-	-	-	-	-	<50	<0.5	<0.5	<0.5	<0.5	<0.5	-	-	-	-	-	-	-
QA	06/30/2009 <sup>18</sup>	-	-	-	-	-	-	-	-	-	<50	<0.5	<0.5	<0.5	<0.5	<0.5	-	-	-	-	-	-	-
QA	09/29/2009 <sup>18</sup>	-	-	-	-	-	-	-	-	-	<50	<0.5	<0.5	<0.5	<0.5	<0.5	-	-	-	-	-	-	-
QA	03/10/2010 <sup>18</sup>	-	-	-	-	-	-	-	-	-	<50	<0.5	<0.5	<0.5	<0.5	<0.5	-	-	-	-	-	-	-
QA	09/15/2010	-	-	-	-	-	-	-	-	-	<50	<0.5	<0.5	<0.5	<0.5	<0.5	<50	-	-	-	-	-	-
QA	03/14/2011	-	-	-	-	-	-	-	-	-	<50	<0.5	<0.5	<0.5	<0.5	<0.5	-	-	-	-	-	-	-
QA	09/26/2011	-	-	-	-	-	-	-	-	-	<50	<0.5	<0.5	<0.5	<0.5	<0.5	-	-	-	-	-	-	-
QA	03/30/2012	-	-	-	-	-	-	-	-	-	<50	<0.5	<0.5	<0.5	<0.5	<0.5	-	-	-	-	-	-	-
QA	09/21/2012	-	-	-	-	-	-	-	-	-	<50	<0.5	<0.5	<0.5	<0.5	<0.5	-	-	-	-	-	-	-
QA	03/19/2013	-	-	-	-	-	-	-	-	-	<50	<0.5	<0.5	<0.5	<0.5	<0.5	-	-	-	-	-	-	-
QA	09/25/2013	-	-	-	-	-	-	-	-	-	<50	<0.5	<0.5	<0.5	<0.5	<0.5	-	-	-	-	-	-	-
QA	<b>03/28/2014</b>	-	-	-	-	-	-	-	-	-	<50	<0.5	<0.5	<0.5	<0.5	<0.5	-	-	-	-	-	-	-
Trip Blank	09/21/1992	-	-	-	-	-	-	-	-	-	<50	<0.5	<0.5	<0.5	<0.5	-	-	-	-	-	-	-	-
Trip Blank	12/23/1992	-	-	-	-	-	-	-	-	-	<50	<0.5	<0.5	<0.5	<0.5	-	-	-	-	-	-	-	-
Trip Blank	03/25/1993	-	-	-	-	-	-	-	-	-	<50	<0.5	<0.5	<0.5	<0.5	-	-	-	-	-	-	-	-
Trip Blank	06/11/1993	-	-	-	-	-	-	-	-	-	<50	<0.5	<0.5	<0.5	<0.5	-	-	-	-	-	-	-	-
Trip Blank	09/29/1993	-	-	-	-	-	-	-	-	-	<50	<0.5	<0.5	<0.5	<0.5	-	-	-	-	-	-	-	-
Trip Blank	12/20/1993	-	-	-	-	-	-	-	-	-	<50	<0.5	<0.5	<0.5	<0.5	-	-	-	-	-	-	-	-
Trip Blank	03/07/1994	-	-	-	-	-	-	-	-	-	<50	<0.5	<0.5	<0.5	<0.5	-	-	-	-	-	-	-	-

TABLE 1

GROUNDWATER MONITORING AND SAMPLING DATA  
 FORMER CHEVRON SERVICE STATION 90121  
 3026 LAKESHORE AVENUE  
 OAKLAND, CALIFORNIA

Location	Date	TOC	DTW	GWE	LNAPL	LNAPL REMOVED	HYDROCARBONS					PRIMARY VOCS				ADDITIONAL VOCS	GENERAL CHEMISTRY					
							Motor Oil	Motor Oil w/ Si Gel	TPH-DRO	TPH-DRO w/ Si Gel	TPH-GRO	B	T	E	X		MTBE by SW8260	Ethanol	Ferrous Iron	Nitrate	Total Alkalinity	Sulfate
	Units	ft	ft	ft-amsl	ft	gal	µg/L	µg/L	µg/L	µg/L	µg/L	µg/L	µg/L	µg/L	µg/L	µg/L	µg/L	µg/L	µg/L	µg/L	µg/L	µg/L
Trip Blank	06/17/1994	-	-	-	-	-	-	-	-	-	<50	<0.5	<0.5	<0.5	<0.5	-	-	-	-	-	-	-
Trip Blank	09/12/1994	-	-	-	-	-	-	-	-	-	<50	<0.5	<0.5	<0.5	1.0	-	-	-	-	-	-	-
Trip Blank	11/30/1994	-	-	-	-	-	-	-	-	-	<50	<0.5	<0.5	<0.5	<0.5	-	-	-	-	-	-	-
Trip Blank	03/24/1995	-	-	-	-	-	-	-	-	-	<50	<0.5	<0.5	<0.5	<0.5	-	-	-	-	-	-	-
Trip Blank	06/27/1995	-	-	-	-	-	-	-	-	-	<50	<0.5	<0.5	<0.5	<0.5	-	-	-	-	-	-	-
Trip Blank	09/28/1995	-	-	-	-	-	-	-	-	-	<50	<0.5	<0.5	<0.5	<0.5	-	-	-	-	-	-	-
Trip Blank	12/19/1995	-	-	-	-	-	-	-	-	-	<50	<0.5	<0.5	<0.5	<0.5	-	-	-	-	-	-	-
Trip Blank	02/28/1996	-	-	-	-	-	-	-	-	-	<50	<0.5	<0.5	<0.5	<0.5	-	-	-	-	-	-	-
Trip Blank	06/25/1996	-	-	-	-	-	-	-	-	-	<50	<0.5	<0.5	<0.5	<0.5	-	-	-	-	-	-	-
Trip Blank	12/17/1996	-	-	-	-	-	-	-	-	-	<50	<0.5	<0.5	<0.5	<0.5	<2.5	-	-	-	-	-	-
Trip Blank	03/31/1997	-	-	-	-	-	-	-	-	-	<50	<0.5	<0.5	<0.5	<0.5	<2.5	-	-	-	-	-	-
Trip Blank	06/30/1997	-	-	-	-	-	-	-	-	-	<50	<0.5	<0.5	<0.5	<0.5	<2.5	-	-	-	-	-	-
Trip Blank	09/12/1997	-	-	-	-	-	-	-	-	-	<50	<0.5	<0.5	<0.5	<0.5	<2.5	-	-	-	-	-	-
Trip Blank	12/05/1997	-	-	-	-	-	-	-	-	-	<50	<0.5	<0.5	<0.5	<0.5	<2.5	-	-	-	-	-	-
Trip Blank	02/16/1998	-	-	-	-	-	-	-	-	-	<50	<0.5	<0.5	<0.5	<0.5	<2.5	-	-	-	-	-	-
Trip Blank	06/17/1998	-	-	-	-	-	-	-	-	-	<50	<0.5	<0.5	<0.5	<0.5	<2.5	-	-	-	-	-	-
Trip Blank	08/31/1998	-	-	-	-	-	-	-	-	-	<50	<0.5	<0.5	<0.5	<0.5	<2.5	-	-	-	-	-	-
Trip Blank	12/28/1998	-	-	-	-	-	-	-	-	-	<50	<0.5	<0.5	<0.5	<0.5	<2.5	-	-	-	-	-	-
Trip Blank	03/04/1999	-	-	-	-	-	-	-	-	-	<50	<0.5	<0.5	<0.5	<0.5	<2.0	-	-	-	-	-	-
Trip Blank	06/14/1999	-	-	-	-	-	-	-	-	-	<50	<0.5	<0.5	<0.5	<0.5	<2.5	-	-	-	-	-	-
Trip Blank	09/17/1999	-	-	-	-	-	-	-	-	-	<50	<0.5	<0.5	<0.5	<0.5	<2.5	-	-	-	-	-	-
Trip Blank	12/20/1999	-	-	-	-	-	-	-	-	-	<50	<0.5	<0.5	<0.5	<0.5	<2.5	-	-	-	-	-	-
Trip Blank	03/20/2000	-	-	-	-	-	-	-	-	-	<50	<0.5	<0.5	<0.5	<0.5	<2.5	-	-	-	-	-	-
Trip Blank	06/24/2000	-	-	-	-	-	-	-	-	-	<50	<0.50	<0.50	<0.50	<0.50	<2.5	-	-	-	-	-	-
Trip Blank	09/07/2000	-	-	-	-	-	-	-	-	-	<50	<0.50	<0.50	<0.50	<0.50	<2.5	-	-	-	-	-	-
Trip Blank	12/05/2000	-	-	-	-	-	-	-	-	-	<50	<0.500	<0.500	<0.500	<0.500	<2.5	-	-	-	-	-	-
Trip Blank	03/01/2001	-	-	-	-	-	-	-	-	-	<50	<0.50	<0.50	<0.50	<0.50	<2.5	-	-	-	-	-	-
Trip Blank	06/04/2001	-	-	-	-	-	-	-	-	-	<50	<0.50	<0.50	<0.50	<0.50	<2.5	-	-	-	-	-	-
Trip Blank	09/10/2001	-	-	-	-	-	-	-	-	-	<50	<0.50	<0.50	<0.50	<0.50	<2.5	-	-	-	-	-	-

TABLE 1

**GROUNDWATER MONITORING AND SAMPLING DATA  
FORMER CHEVRON SERVICE STATION 90121  
3026 LAKESHORE AVENUE  
OAKLAND, CALIFORNIA**

Location	Date	TOC	DTW	GWE	LNAPLT	LNAPL REMOVED	HYDROCARBONS					PRIMARY VOCS				ADDITIONAL VOCS	GENERAL CHEMISTRY					
							Motor Oil	Motor Oil w/ Si Gel	TPH-DRO	TPH-DRO w/ Si Gel	TPH-GRO	B	T	E	X		MTBE by SW8260	Ethanol	Ferrous Iron	Nitrate	Total Alkalinity	Sulfate
Units	ft	ft	ft-amsl	ft	gal	µg/L	µg/L	µg/L	µg/L	µg/L	µg/L	µg/L	µg/L	µg/L	µg/L	µg/L	µg/L	µg/L	µg/L	µg/L	µg/L	µg/L

**Abbreviations and Notes:**

TOC = Top of casing

DTW = Depth to water

GWE = Groundwater elevation

LNAPLT = Light non-aqueous phase liquid thickness

(ft-amsl) = Feet above mean sea level

ft = Feet

µg/L = Micrograms per liter

TPH-DRO = Total petroleum hydrocarbons - diesel range organics

TPH-GRO = Total petroleum hydrocarbons - gasoline range organics

VOCS = Volatile organic compounds

B = Benzene

T = Toluene

E = Ethylbenzene

X = Xylenes (Total)

MTBE = Methyl tert butyl ether

-- = Not available / not applicable

<x = Not detected at or above laboratory method detection limit

J = Estimated value between method detection limit and laboratory reporting limit.

- 1 Chromatogram pattern indicates a non-diesel mix.
- 2 Chromatogram pattern indicates an unidentified hydrocarbon.
- 3 Chromatogram pattern indicates an unidentified hydrocarbon and weathered diesel.
- 4 Confirmation run.
- 5 ORC present in well.
- 6 Laboratory report indicates gasoline and unidentified hydrocarbons >10.
- 7 Laboratory report indicates gasoline C6-C12.
- 8 Laboratory report indicates this sample was analyzed outside of the EPA recommended holding time.
- 9 Laboratory report indicates unidentified hydrocarbons C9-C24.
- 10 Laboratory report indicates unidentified hydrocarbons C10-C24.
- 11 Laboratory report indicates unidentified hydrocarbons >C16.
- 12 Laboratory report indicates unidentified hydrocarbons C9-C40.

TABLE 1

GROUNDWATER MONITORING AND SAMPLING DATA  
 FORMER CHEVRON SERVICE STATION 90121  
 3026 LAKESHORE AVENUE  
 OAKLAND, CALIFORNIA

Location	Date	TOC	DTW	GWE	LNAPL	LNAPL REMOVED	HYDROCARBONS					PRIMARY VOCS				ADDITIONAL VOCS	GENERAL CHEMISTRY					
							Motor Oil	Motor Oil w/ Si Gel	TPH-DRO	TPH-DRO w/ Si Gel	TPH-GRO	B	T	E	X		MTBE by SW8260	Ethanol	Ferrous Iron	Nitrate	Total Alkalinity	Sulfate
Units	ft	ft	ft-amsl	ft	gal	µg/L	µg/L	µg/L	µg/L	µg/L	µg/L	µg/L	µg/L	µg/L	µg/L	µg/L	µg/L	µg/L	µg/L	µg/L	µg/L	µg/L

- 13 Laboratory report indicates diesel C9-C24 + unidentified hydrocarbons <C16.
- 14 Laboratory report indicates weathered gasoline C6-C12.
- 15 Laboratory report indicates unidentified hydrocarbons C6-C12.
- 16 Laboratory report indicates hydrocarbon pattern is present in the requested fuel quantitation range but does not resemble the pattern of the requested fuel.
- 17 Laboratory report indicates hydrocarbon pattern is present in the requested fuel quantitation range but does not resemble the pattern of the requested fuel. The pattern more closely resembles that of a heavier hydrocarbon mix.
- 18 BTEX and MTBE by EPA Method 8260.
- 19 Laboratory report indicates the observed sample pattern is not typical of diesel/#2 fuel oil.
- 20 ORC removed from well.
- 21 Laboratory report indicates the observed sample pattern is not typical of diesel/#2 fuel oil. It elutes in the DRO range later than #2 fuel and also has individual peaks eluting in the DRO range.
- 22 Laboratory report indicates the observed sample pattern is not typical of #2 fuel/diesel. It contains two patterns in the DRO range, one earlier and one later than #2 fuel.
- 23 Laboratory report indicates the observed sample pattern includes #2 fuel/diesel and an additional pattern which elutes later in the DRO range.
- 24 Laboratory report indicates the preservation requirements were not met. The vial submitted for volatile analysis did not have a pH <2 at the time of analysis. Due to the volital nature of the analytes, it is not appropriate for the laboratory to adjust the pH at the time of sample receipt. The pH of this sample was pH=6
- 24 Laboratory report indicates reporting limits for the GC/MS volatile compounds were raised due to sample foaming.
- 25 Sampled semi-annually
- 26 Inaccessible
- 27 Sampled annually
- 28 Unable to locate
- 29 Well Not Sampled
- 30 Unable to collect sample

ATTACHMENT A

MONITORING DATA PACKAGE



April 24, 2014

Chevron Environmental Management Company  
Alexis Fischer  
6101 Bollinger Canyon Rd.  
San Ramon, CA 94583

First Quarter 2014 Monitoring at  
Chevron Service Station 90121  
3026 Lakeshore Ave  
Oakland, CA

Monitoring performed on March 28, 2014

---

**Blaine Tech Services, Inc. Groundwater Monitoring Event 140328-BW1**

This submission covers the routine monitoring of groundwater wells conducted on March 28, 2014 at this location. Eight monitoring wells were measured for depth to groundwater (DTW). Eight monitoring wells were sampled. A sump sample was also collected from the adjacent Oakland Catholic Diocese Office. All sampling activities were performed in accordance with local, state and federal guidelines.

Water levels measurements were collected using an electronic slope indicator. All sampled wells were purged of three case volumes, depending on well recovery, or until water temperature, pH and conductivity stabilized. Purging was accomplished using electric submersible pumps, positive air displacement pumps, or stainless steel, Teflon, or disposable bailers. Subsequent sample collection and sample handling was performed in accordance with EPA protocols. Alternately, where applicable, wells were sampled utilizing no-purge methodology. All reused equipment was decontaminated in an integrated stainless steel sink with de-ionized water supplied Hotsy pressure washer and Liquinox or equivalent.

First Quarter Groundwater Monitoring at Chevron 90121, 3026 Lakeshore Ave., Oakland, CA

SAN JOSE

SACRAMENTO

LOS ANGELES

SAN DIEGO

1680 ROGERS AVENUE

SAN JOSE, CA 95112-1105

(408) 573-0555

FAX (408) 573-7771

LIC. 746684

[www.blainetech.com](http://www.blainetech.com)

Samples were delivered under chain-of-custody to Lancaster Laboratories of Lancaster, Pennsylvania, for analysis. Monitoring well purgewater and equipment rinsate water was collected and transported under bill-of-lading to Blaine Tech of San Jose, California.

Enclosed documentation from this event includes copies of the Well Gauging Sheet, Well Monitoring Data Sheets, and Chain-of-Custody.

Blaine Tech Services, Inc.'s activities at this site consisted of objective data and sample collection only. No interpretation of analytical results, defining of hydrogeologic conditions or formulation of recommendations was performed.

Please call if you have any questions.

Sincerely,



Dustin Becker  
Blaine Tech Services, Inc.  
Senior Project Manager

attachments: SOP  
Well Gauging Sheet  
Individual Well Monitoring Data Sheets  
Wellhead Inspection Form  
Bill of Lading  
Calibration Log

cc: CRA  
Attn: Nathan Lee  
2300 Clayton Rd., Suite 920  
Concord, CA 94520

First Quarter Groundwater Monitoring at Chevron 90121, 3026 Lakeshore Ave., Oakland, CA

SAN JOSE

SACRAMENTO

LOS ANGELES

SAN DIEGO

1680 ROGERS AVENUE SAN JOSE, CA 95112-1105

(408) 573-0555

FAX (408) 573-7771

LIC. 746684

www.blainetech.com



# BLAINE TECH SERVICES, INC. METHODS AND PROCEDURES FOR THE ROUTINE MONITORING OF GROUNDWATER WELLS AT CHEVRON SITES

Blaine Tech Services, Inc. performs environmental sampling and documentation as an independent third party. We specialize in groundwater monitoring assignments and intentionally limit the scope of our services to those centered on the generation of objective information.

To avoid conflicts of interest, Blaine Tech Services, Inc. personnel do not evaluate or interpret the information we collect. As a state licensed contractor (C-57 well drilling –water – 746684) performing strictly technical services, we do not make any professional recommendations and perform no consulting of any kind.

---

## **SAMPLING PROCEDURES OVERVIEW**

### **SAFETY**

All groundwater monitoring assignments performed for Chevron comply with Chevron's safety guidelines, 29 CFR 1910.120 and SB-198 Injury and Illness Prevention Program (IIPP). All Field Technicians receive the full 40-hour 29CFR 1910.120 OSHA SARA HAZWOPER course, medical clearance and on-the-job training prior to commencing any work on any Chevron site.

### **INSPECTION AND GAUGING**

Wells are inspected prior to evacuation and sampling. The condition of the wellhead is checked and noted according to a wellhead inspection checklist.

Standard measurements include the depth to water (DTW) and the total well depth (TD) obtained with industry standard electronic water level indicators that are graduated in increments of hundredths of a foot.

The water in each well is inspected for the presence of immiscibles. When free product is suspected, its presence is confirmed using an electronic interface probe (e.g. GeoTech). No samples are collected from a well containing product.

### **TRADITIONAL PURGING & SAMPLING**

#### **Evacuation**

Depth to water measurements are collected by our personnel prior to purging and minimum purge volumes are calculated anew for each well based on the height of the water column and the diameter of the well. Expected purge volumes are never less than three case volumes and are set at no less than four case volumes in some jurisdictions.

Well purging devices are selected on the basis of the well diameter and the total volume to be evacuated. In most cases the well will be purged using an electric submersible pump (i.e. Grundfos) suspended near (but not touching) the bottom of the well.

### **Parameter Stabilization**

Well purging completion standards include minimum purge volumes, but additionally require stabilization of specific groundwater parameters prior to sample collection. Typical groundwater parameters used to measure stability are electrical conductivity, pH, and temperature. Instrument readings are obtained at regular intervals during the evacuation process (no less than once per case volume).

Stabilization standards for routine quarterly monitoring of fuel sites include the following: Temperature is considered to have stabilized when successive readings do not fluctuate more than +/- 1 degree Celsius. Electrical conductivity is considered stable when successive readings are within 10%. pH is considered to be stable when successive readings remain constant or vary no more than 0.2 of a pH unit.

### **Sample Collection**

All samples are collected using disposable bailers.

### **Sample Containers**

Sample material is decanted directly from the sampling bailer into sample containers provided by the laboratory that will analyze the samples. The transfer of sample material from the bailer to the sample container conforms to specifications contained in the USEPA T.E.G.D. The type of sample container, material of construction, method of closure and filling requirements are specific to the intended analysis. Chemicals needed to preserve the sample material are commonly placed inside the sample containers by the laboratory or glassware vendor prior to delivery of the bottle to our personnel. The laboratory sets the number of replicate containers.

### **Dewatered Wells**

Normal evacuation removes no less than three case volumes of water from the well. However, less water may be removed in cases where the well dewateres and does not immediately recharge.

### **Measuring Recharge**

Upon completion of well purging, a depth to water measurement is collected and notated to ensure that the well has recharged to within 80% of its static, pre-purge level prior to sampling.

Wells that do not immediately show 80% recharge or dewatered wells will be allowed approximately 2 hours to recharge prior to sampling or will be sampled at site departure. All wells requiring off-site traffic control in the public right-of-way, the 80% recharge rule may be disregarded in the interests of Health and Safety. The sample may be collected as soon as there is sufficient water. The water level at time of sampling will be noted.

### **Dissolved Oxygen Measurements**

Dissolved Oxygen readings are taken pre- and/or post-purge using YSI meters (e.g. YSI Model 550) or HACH field test kits.

The YSI meters are able to collect accurate in-situ readings. The probe allows downhole measurements to be taken from wells with diameters as small as two inches. The probe and reel is decontaminated between wells as described above. The meter is calibrated

as per the instructions in the operating manual. The probe is lowered into the water column and the reading is allowed to stabilize prior to collection.

### **Oxidation Reduction Potential Measurements (ORP)**

All readings are obtained with either Corning or Myron-L meters (e.g. Corning ORP-65 or a Myron-L Ultrameter). The meter is cleaned between wells as described above. The meter is calibrated at the start of each day according to the instruction manual.

## **LOW FLOW SAMPLING USING SAMPLE-PRO BLADDER PUMP**

### **Calibration**

Calibrate YSI Flow Cell as per manufacturer's specifications. Thoroughly rinse probe and cup between parameters. Calibration order as follows:

1. pH (use 3-point calibration of 7, 4, 10)
2. Oxygen Reduction Potential (ORP)
3. Specific Conductance
4. Dissolved Oxygen (DO) (calibrate simulating 100% oxygen saturation)

### **Purging & Sampling Collection**

1. Insert new bladder into Sample-Pro pump housing.
2. Remove dedicated PE tubing from the well or start with new PE tubing cut to the required length.
3. Attach the PE tubing to the Sample-Pro Bladder Pump.
4. Gently lower the Sample-Pro Bladder Pump, and PE tubing into the well, placing the Sample-Pro Bladder Pump intake at the center of the screened interval. Take care to minimize disturbance to the water column.
5. Direct effluent line into YSI 556 Flow Cell.
6. Set Sample-Pro Bladder Pump speed at 100 - 500 ml/min.
7. Collect water quality parameter measurements for temperature, pH, conductivity, turbidity, DO and ORP every 3-5 minutes.
8. Monitor drawdown during purging with electronic water level meter. Record water level with each parameter measurement. **MAXIMUM DRAWDOWN IS 0.33 FEET.**
9. Collect parameter measurements until stability is achieved. Stability is defined as three consecutive measurements where:

Temp	± 1 ° Celsius
pH	± 0.1
Conductivity	± 3%
Turbidity	± 10% NTU
DO	± 0.3 mg/l
ORP	± 10 Mv

10. Sample may be collected once stability is achieved and at least one system volume of water removed from the well.
11. Disconnect effluent line from YSI 556 Flow Cell.
12. Sample through effluent line while maintaining constant flow rate.
13. Remove Sample-Pro Bladder Pump, and PE tubing from well.
14. Detach and reinstall dedicated PE tubing in well.

## **PURGEWATER CONTAINMENT**

All non-hazardous purgewater evacuated from each groundwater monitoring well is captured and contained in on-board storage tanks on the Sampling Vehicle and/or special water hauling trailers. Effluent from the decontamination of reusable apparatus (sounders, electric pumps and hoses etc.), consisting of groundwater combined with deionized water and non-phosphate soap, is also captured and pumped into effluent tanks.

Non-hazardous purgewater is transported under standard Bill of Lading or Non-Hazardous Waste Manifest to a Blaine Tech Services, Inc. facility before being transported to a Chevron approved disposal facility

## **TRIP BLANKS**

Trip Blanks, if requested, are taken to the site and kept inside the sample cooler for the duration of the event. They are turned over to the laboratory for analysis with the samples from that site.

## **DUPLICATES**

Duplicates, if requested, may be collected at a site.

## **SAMPLE STORAGE**

All sample containers are promptly placed in food grade ice chests for storage in the field and transport (direct or via our facility) to the designated analytical laboratory. These ice chests contain quantities of restaurant grade ice as a refrigerant material. The samples are maintained in either an ice chest or a refrigerator until relinquished into the custody of the laboratory or laboratory courier.

## **DOCUMENTATION CONVENTIONS**

A label must be affixed to all sample containers. In most cases these labels are generated by our office personnel and are partially preprinted. Labels can also be hand written by our field personnel. The site is identified with the store number and site address, as is the particular groundwater well from which the sample is drawn (e.g. MW-1, MW-2, S-1 etc.). The time and date of sample collection along with the initials of the person who collects the sample are handwritten onto the label. Field documentation is contemporaneous.

## **DECONTAMINATION**

All equipment is brought to the site in clean and serviceable condition and is cleaned after use in each well and before subsequent use in any other well. Equipment such as hose reels, pumps and bailers is decontaminated before leaving the site.

The primary decontamination device is a commercial steam cleaner. The steam cleaner is de-tuned to function as a hot pressure washer that is then operated with high quality deionized water that is produced at our facility and stored onboard our sampling vehicle. Cleaning is

facilitated by the use of proprietary fixtures and devices included in the patented workstation (U.S. Patent 5,535,775) that is incorporated in each sampling vehicle.

Any sensitive equipment or parts (i.e. Dissolved Oxygen sensor membrane, water level indicator, etc.) that cannot be washed using the high pressure water, will be sprayed with a non-phosphate soap and deionized water solution and rinsed with deionized water.

## **FERROUS IRON MEASUREMENTS**

All field measurements are collected at time of sampling with a HACH test kit.

## WELL GAUGING DATA

Project # 140328-BWI Date 3/28/14 Client Chevron

Site 3026 Lakeshore Ave Oakland

Well ID	Time	Well Size (in.)	Sheen / Odor	Depth to Immiscible Liquid (ft.)	Thickness of Immiscible Liquid (ft.)	Volume of Immiscibles Removed (ml)	Depth to water (ft.)	Depth to well bottom (ft.)	Survey Point: TOB or TOC	Notes
MW-1	0647	4					4.41	19.20	↓	
MW-2A	0654	2				5.08	16.53			
MW-3A	0640	2				6.45	17.17			
MW-4A	0658	2				5.07	18.40			
MW-5	0635	2				10.32	32.65			
MW-6	0649	2				7.00	18.10			
MW-8	0644	2				7.49	24.93			
MW-9	0650	2				4.08	14.13			

## CHEVRON WELL MONITORING DATA SHEET

Project #: 140328 - BW1	Station #: 9-0121
Sampler: BW	Date: 3/28/14
Weather: Overcast	Ambient Air Temperature: 56°F
Well I.D.: MW-1	Well Diameter: 2 3 <u>4</u> 6 8
Total Well Depth: 19.20	Depth to Water: 4.41
Depth to Free Product: -	Thickness of Free Product (feet): -
Referenced to: <u>PVC</u> Grade	D.O. Meter (if req'd): YSI HACH
DTW with 80% Recharge [(Height of Water Column x 0.20) + DTW]: 7.37	

Purge Method:

- Bailer  
 Disposable Bailer  
 Positive Air Displacement  
 Electric Submersible
- Waterra  
 Peristaltic  
 Extraction Pump  
 Other \_\_\_\_\_

Sampling Method:

- Bailer  
 Disposable Bailer  
 Extraction Port  
 Dedicated Tubing  
 Other: \_\_\_\_\_

9.6 (Gals.) X	3	= 28.8 Gals.
1 Case Volume	Specified Volumes	Calculated Volume

Well Diameter	Multiplier	Well Diameter	Multiplier
1"	0.04	4"	0.65
2"	0.16	6"	1.47
3"	0.37	Other	radius <sup>2</sup> * 0.163

Time	Temp (°F)	pH	Cond. (mS or <u>µS</u> )	Turbidity (NTUs)	Gals. Removed	Observations
0915	61.1	7.40	1643	28	9.6	
0919	60.6	7.14	1190	18	19.2	
0924	60.5	6.94	1090	15	28.8	

Did well dewater? Yes   No Gallons actually evacuated: 28.8

Sampling Date: 3/28/14 Sampling Time: 0930 Depth to Water: 7.12

Sample I.D.: MW-1 Laboratory: Lancaster Other \_\_\_\_\_

Analyzed for: TPH-G BTEX MTBE OXYS Other: See COC

Duplicate I.D.: Analyzed for: TPH-G BTEX MTBE OXYS Other:

D.O. (if req'd):	Pre-purge:	mg/L	Post-purge:	mg/L
------------------	------------	------	-------------	------

O.R.P. (if req'd):	Pre-purge:	mV	Post-purge:	mV
--------------------	------------	----	-------------	----

## CHEVRON WELL MONITORING DATA SHEET

Project #: 140328-BW1	Station #: 9-0121
Sampler: BW	Date: 3/28/14
Weather: Overcast	Ambient Air Temperature: 60°F
Well I.D.: MW-2A	Well Diameter: (2) 3 4 6 8
Total Well Depth: 16.53	Depth to Water: 5.08
Depth to Free Product: -	Thickness of Free Product (feet): -
Referenced to: (PVC) Grade	D.O. Meter (if req'd): YSI HACH
DTW with 80% Recharge [(Height of Water Column x 0.20) + DTW]: 7.37	

Purge Method:  Bailer  Waterra  Disposable Bailer  Extraction Port  Dedicated Tubing  
 Electric Submersible  Peristaltic  Disposable Bailer  Extraction Port  Dedicated Tubing  
 Positive Air Displacement  Extraction Pump  Other: \_\_\_\_\_

1.8 (Gals.) X 3 = 5.4 Gals.  
 1 Case Volume Specified Volumes Calculated Volume

Well Diameter	Multiplier	Well Diameter	Multiplier
1"	0.04	4"	0.65
2"	0.16	6"	1.47
3"	0.37	Other	radius <sup>2</sup> * 0.163

Time	Temp (°F)	pH	Cond. (mS or μS)	Turbidity (NTUs)	Gals. Removed	Observations
1030	61.7	6.86	4380	138	1.8	
1032	61.9	6.82	4821	104	3.6	
1034	62.7	6.77	5362	84	5.4	

Did well dewater? Yes  No  Gallons actually evacuated: 5.4

Sampling Date: 3/28/14 Sampling Time: 1040 Depth to Water: 7.18

Sample I.D.: MW-2A Laboratory: Lancaster Other: \_\_\_\_\_

Analyzed for: TPH-G BTEX MTBE OXYS Other: See COC

Duplicate I.D.: Analyzed for: TPH-G BTEX MTBE OXYS Other: \_\_\_\_\_

D.O. (if req'd):	Pre-purge:	mg/L	Post-purge:	mg/L
O.R.P. (if req'd):	Pre-purge:	mV	Post-purge:	mV



## CHEVRON WELL MONITORING DATA SHEET

Project #: 140328-BW1	Station #: 9-0121
Sampler: BW	Date: 3/28/14
Weather: Overcast	Ambient Air Temperature: 52°F
Well I.D.: MW-3A	Well Diameter: (2) 3 4 6 8
Total Well Depth: 17.17	Depth to Water: 6.45
Depth to Free Product: -	Thickness of Free Product (feet): -
Referenced to: PVC Grade	D.O. Meter (if req'd): YSI HACH
DTW with 80% Recharge [(Height of Water Column x 0.20) + DTW]: 8.59	

Purge Method:

- Bailer
- Disposable Bailer
- Positive Air Displacement
- Electric Submersible
- Waterra
- Peristaltic
- Extraction Pump
- Other: Tubing + Check Valve

Sampling Method: Bailer

- ~~Disposable Bailer~~
- Extraction Port
- Dedicated Tubing
- Other: Tubing + Check Valve

1.7	(Gals.) X	3	=	5.1	Gals.
1 Case Volume		Specified Volumes		Calculated Volume	

Well Diameter	Multiplier	Well Diameter	Multiplier
1"	0.04	4"	0.65
2"	0.16	6"	1.47
3"	0.37	Other	radius <sup>2</sup> * 0.163

Time	Temp (°F)	pH	Cond. (mS or $\mu$ S)	Turbidity (NTUs)	Gals. Removed	Observations
0737	60.1	7.03	2157	86	1.7	
0741	60.9	6.77	2120	75	3.4	
0745	60.7	6.88	2147	72	5.1	

Did well dewater? Yes  No  Gallons actually evacuated: 5.1

Sampling Date: 3/28/14 Sampling Time: 0750 Depth to Water: 7.21

Sample I.D.: MW-3A Laboratory: Lancaster Other: \_\_\_\_\_

Analyzed for: TPH-G BTEX MTBE OXYS Other: See COC

Duplicate I.D.: Analyzed for: TPH-G BTEX MTBE OXYS Other: \_\_\_\_\_

D.O. (if req'd):	Pre-purge:	mg/L	Post-purge:	mg/L
O.R.P. (if req'd):	Pre-purge:	mV	Post-purge:	mV

## CHEVRON WELL MONITORING DATA SHEET

Project #: 140328-BW1	Station #: 9-0121
Sampler: BW	Date: 3/28/14
Weather: Overcast	Ambient Air Temperature: 62°F
Well I.D.: MW-4A	Well Diameter: (2) 3 4 6 8 _____
Total Well Depth: 18.40	Depth to Water: 5.07
Depth to Free Product: -	Thickness of Free Product (feet): -
Referenced to: (PVC) Grade	D.O. Meter (if req'd): YSI HACH
DTW with 80% Recharge [(Height of Water Column x 0.20) + DTW]: 7.74	

Purge Method: Bailer  
 Bailer                      Waterra                      X Disposable Bailer  
 Disposable Bailer      Peristaltic                      Extraction Port  
 Positive Air Displacement      Extraction Pump                      Dedicated Tubing  
 Electric Submersible      Other \_\_\_\_\_                      Other: \_\_\_\_\_

2.1 (Gals.) X 3 = 6.3 Gals.  
 I Case Volume      Specified Volumes      Calculated Volume

Well Diameter	Multiplier	Well Diameter	Multiplier
1"	0.04	4"	0.65
2"	0.16	6"	1.47
3"	0.37	Other	radius <sup>2</sup> * 0.163

Time	Temp (°F)	pH	Cond. (mS or μS)	Turbidity (NTUs)	Gals. Removed	Observations
1051	65.2	6.80	2762	207	2.1	
1053	65.4	6.74	3108	188	4.2	
1056	65.7	6.83	2905	174	6.3	

Did well dewater? Yes  No  Gallons actually evacuated: 6.3

Sampling Date: 3/28/14      Sampling Time: 1100      Depth to Water: 7.02

Sample I.D.: MW-4A      Laboratory: Lancaster      Other \_\_\_\_\_

Analyzed for: TPH-G    BTEX    MTBE    OXYS    Other: See COC

Duplicate I.D.:      Analyzed for: TPH-G    BTEX    MTBE    OXYS    Other:

D.O. (if req'd):	Pre-purge:	mg/L	Post-purge:	mg/L
O.R.P. (if req'd):	Pre-purge:	mV	Post-purge:	mV

## CHEVRON WELL MONITORING DATA SHEET

Project #: 140328-BW1	Station #: 9-0121
Sampler: BW	Date: 3/28/14
Weather: Overcast	Ambient Air Temperature: 50°F
Well I.D.: MW-5	Well Diameter: (2) 3 4 6 8 _____
Total Well Depth: 32.65	Depth to Water: 10.32
Depth to Free Product: -	Thickness of Free Product (feet): -
Referenced to: (PVC) Grade	D.O. Meter (if req'd): YSI HACH
DTW with 80% Recharge [(Height of Water Column x 0.20) + DTW]: 14.79	

Purge Method:	Sampling Method: Bailer
<input type="checkbox"/> Bailer <input type="checkbox"/> Disposable Bailer <input type="checkbox"/> Positive Air Displacement <input checked="" type="checkbox"/> Electric Submersible	<input type="checkbox"/> Waterra <input type="checkbox"/> Peristaltic <input type="checkbox"/> Extraction Pump <input type="checkbox"/> Other _____
	<input checked="" type="checkbox"/> Disposable Bailer <input type="checkbox"/> Extraction Port <input type="checkbox"/> Dedicated Tubing <input type="checkbox"/> Other: _____

3.6 (Gals.) X	3	= 10.8 Gals.
1 Case Volume	Specified Volumes	Calculated Volume

Well Diameter	Multiplier	Well Diameter	Multiplier
1"	0.04	4"	0.65
2"	0.16	6"	1.47
3"	0.37	Other	radius <sup>2</sup> * 0.163

Time	Temp (°F)	pH	Cond. (mS or μS)	Turbidity (NTUs)	Gals. Removed	Observations
0708	63.1	6.82	1711	37	3.6	
0711	64.5	6.77	1525	28	7.2	
0714	64.5	6.52	1797	15	10.8	

Did well dewater? Yes  No  Gallons actually evacuated: 10.8

Sampling Date: 3/28/14 Sampling Time: 0720 Depth to Water: 14.65

Sample I.D.: MW-5 Laboratory: Lancaster Other \_\_\_\_\_

Analyzed for: TPH-G BTEX MTBE OXYS Other: See COC

Duplicate I.D.: Analyzed for: TPH-G BTEX MTBE OXYS Other:

D.O. (if req'd):	Pre-purge: _____ mg/L	Post-purge: _____ mg/L
------------------	-----------------------	------------------------

O.R.P. (if req'd):	Pre-purge: _____ mV	Post-purge: _____ mV
--------------------	---------------------	----------------------

## CHEVRON WELL MONITORING DATA SHEET

Project #: 140328-BW1	Station #: 9-0121
Sampler: BW	Date: 3/28/14
Weather: Overcast	Ambient Air Temperature: 52°F
Well I.D.: MW-6	Well Diameter: (2) 3 4 6 8 _____
Total Well Depth: 18.10	Depth to Water: 7.00
Depth to Free Product: _____	Thickness of Free Product (feet): _____
Referenced to: (PVC) Grade	D.O. Meter (if req'd): YSI HACH
DTW with 80% Recharge [(Height of Water Column x 0.20) + DTW]: 9.22	

Purge Method: <input type="checkbox"/> Bailer <input type="checkbox"/> Disposable Bailer <input type="checkbox"/> Positive Air Displacement <input checked="" type="checkbox"/> Electric Submersible	Sampling Method: Bailer <input checked="" type="checkbox"/> Disposable Bailer <input type="checkbox"/> Extraction Port <input type="checkbox"/> Dedicated Tubing Other: _____
<input type="checkbox"/> Waterra <input type="checkbox"/> Peristaltic <input type="checkbox"/> Extraction Pump <input type="checkbox"/> Other: _____	

1.8 (Gals.) X	3	= 5.4 Gals.
I Case Volume	Specified Volumes	Calculated Volume

Well Diameter	Multiplier	Well Diameter	Multiplier
1"	0.04	4"	0.65
2"	0.16	6"	1.47
3"	0.37	Other	radius <sup>2</sup> * 0.163

Time	Temp (°F)	pH	Cond. (mS or µS)	Turbidity (NTUs)	Gals. Removed	Observations
0849	64.8	6.89	16.11	384	1.8	ODOR
0851	66.0	6.80	16.68	321	3.6	
0853	66.4	6.77	17.46	408	5.4	

Did well dewater? Yes  No  Gallons actually evacuated: 5.4

Sampling Date: 3/28/14 Sampling Time: 0900 Depth to Water: 9.04

Sample I.D.: MW-6 Laboratory: Lancaster Other: \_\_\_\_\_

Analyzed for: TPH-G BTEX MTBE OXYS Other: See COC

Duplicate I.D.: Analyzed for: TPH-G BTEX MTBE OXYS Other: \_\_\_\_\_

D.O. (if req'd):	Pre-purge: _____ mg/L	Post-purge: _____ mg/L
------------------	-----------------------	------------------------

O.R.P. (if req'd):	Pre-purge: _____ mV	Post-purge: _____ mV
--------------------	---------------------	----------------------

## CHEVRON WELL MONITORING DATA SHEET

Project #: 140328-BW1	Station #: 9-0121
Sampler: BW	Date: 3/28/14
Weather: Overcast	Ambient Air Temperature: 52°F
Well I.D.: MW-8	Well Diameter: (2) 3 4 6 8
Total Well Depth: 24.93	Depth to Water: 7.49
Depth to Free Product: —	Thickness of Free Product (feet): —
Referenced to: (PVC) Grade	D.O. Meter (if req'd): YSI HACH
DTW with 80% Recharge [(Height of Water Column x 0.20) + DTW]: 10.98	

Purge Method:	Sampling Method: Bailer
<input type="checkbox"/> Bailer <input type="checkbox"/> Disposable Bailer <input type="checkbox"/> Positive Air Displacement <input checked="" type="checkbox"/> Electric Submersible	<input type="checkbox"/> Waterra <input type="checkbox"/> Peristaltic <input type="checkbox"/> Extraction Pump <input type="checkbox"/> Other _____
	<input checked="" type="checkbox"/> Disposable Bailer <input type="checkbox"/> Extraction Port <input type="checkbox"/> Dedicated Tubing <input type="checkbox"/> Other: _____

2.8 (Gals.) X 3 = 8.4 Gals.
I Case Volume      Specified Volumes      Calculated Volume

Well Diameter	Multiplier	Well Diameter	Multiplier
1"	0.04	4"	0.65
2"	0.16	6"	1.47
3"	0.37	Other	radius <sup>2</sup> * 0.163

Time	Temp (°F)	pH	Cond. (mS or μS)	Turbidity (NTUs)	Gals. Removed	Observations
0805	62.5	6.89	3072	49	2.8	
0807	64.3	6.97	4313	21	5.6	
0810	65.6	6.87	14.78 ms	18	8.4	

Did well dewater? Yes  No  Gallons actually evacuated: 8.4

Sampling Date: 3/28/14      Sampling Time: 0820      Depth to Water: 10.81

Sample I.D.: MW-8      Laboratory: Lancaster Other \_\_\_\_\_

Analyzed for: TPH-G BTEX MTBE OXYS Other: See COC

Duplicate I.D.:      Analyzed for: TPH-G BTEX MTBE OXYS Other:

D.O. (if req'd):	Pre-purge: _____ mg/L	Post-purge: _____ mg/L
O.R.P. (if req'd):	Pre-purge: _____ mV	Post-purge: _____ mV

## CHEVRON WELL MONITORING DATA SHEET

Project #: 140328-BW1	Station #: 9-0121
Sampler: BW	Date: 3/28/14
Weather: Overcast	Ambient Air Temperature: 58°F
Well I.D.: MW-9	Well Diameter: (2) 3 4 6 8
Total Well Depth: 14.13	Depth to Water: 4.08
Depth to Free Product:	Thickness of Free Product (feet):
Referenced to: PVC Grade	D.O. Meter (if req'd): YSI HACH
DTW with 80% Recharge [(Height of Water Column x 0.20) + DTW]: 6.09	

Purge Method:	Sampling Method: Bailer
<input type="checkbox"/> Bailer <input type="checkbox"/> Disposable Bailer <input type="checkbox"/> Positive Air Displacement <input checked="" type="checkbox"/> Electric Submersible	<input type="checkbox"/> Waterra <input type="checkbox"/> Peristaltic <input type="checkbox"/> Extraction Pump <input type="checkbox"/> Other _____
	<input checked="" type="checkbox"/> Disposable Bailer <input type="checkbox"/> Extraction Port <input type="checkbox"/> Dedicated Tubing <input type="checkbox"/> Other: _____

1.6 (Gals.) X	3	= 4.8 Gals.
1 Case Volume	Specified Volumes	Calculated Volume

Well Diameter	Multiplier	Well Diameter	Multiplier
1"	0.04	4"	0.65
2"	0.16	6"	1.47
3"	0.37	Other	radius <sup>2</sup> * 0.163

Time	Temp (°F)	pH	Cond. (mS or $\mu$ S)	Turbidity (NTUs)	Gals. Removed	Observations
0949	59.6	6.85	996	321	1.6	
0952	60.9	6.65	1306	308	3.2	
0955	61.0	6.59	1412	316	4.8	

Did well dewater? Yes  No  Gallons actually evacuated: 4.8

Sampling Date: 3/28/14 Sampling Time: 1000 Depth to Water: 5.54

Sample I.D.: MW-9 Laboratory: Lancaster Other \_\_\_\_\_

Analyzed for: TPH-G BTEX MTBE OXYS Other: See COC

Duplicate I.D.: Analyzed for: TPH-G BTEX MTBE OXYS Other:

D.O. (if req'd):	Pre-purge: $\text{mg/L}$	Post-purge: $\text{mg/L}$
O.R.P. (if req'd):	Pre-purge: mV	Post-purge: mV

## CHEVRON WELL MONITORING DATA SHEET

Project #: 140328 - BW1	Station #: 9-0121
Sampler: BW	Date: 3/28/14
Weather: Overcast	Ambient Air Temperature: 58°F
Well I.D.: Sump Sample	Well Diameter: 2 3 4 6 8 _____
Total Well Depth: -	Depth to Water: -
Depth to Free Product: -	Thickness of Free Product (feet): -
Referenced to: PVC Grade	D.O. Meter (if req'd): YSI HACH
DTW with 80% Recharge [(Height of Water Column x 0.20) + DTW]:	

Purge Method:

Bailer  
 Disposable Bailer  
 Positive Air Displacement  
 Electric Submersible  
 Waterra  
 Peristaltic  
 Extraction Pump  
 Other \_\_\_\_\_

Sampling Method:

Bailer  
 Disposable Bailer  
 Extraction Port  
 Dedicated Tubing  
 Other: \_\_\_\_\_

<input checked="" type="checkbox"/> Case Volume	(Gals.) X	=	Gals.
Specified Volumes		Calculated Volume	

Well Diameter	Multiplier	Well Diameter	Multiplier
1"	0.04	4"	0.65
2"	0.16	6"	1.47
3"	0.37	Other	radius <sup>2</sup> * 0.163

Time	Temp (°F)	pH	Cond. (mS or μS)	Turbidity (NTUs)	Gals. Removed	Observations
* Collected Water from Basement Sump						
1020	60.5	7.00	1734	7	-	

Did well dewater? Yes  No  Gallons actually evacuated: 0

Sampling Date: 3/28/14 Sampling Time: 1020 Depth to Water:

Sample I.D.: Sump Sample Laboratory: Lancaster Other \_\_\_\_\_

Analyzed for: TPH-G BTEX MTBE OXYS Other: See COC

Duplicate I.D.: Analyzed for: TPH-G BTEX MTBE OXYS Other:

D.O. (if req'd):	Pre-purge:	mg/L	Post-purge:	mg/L
O.R.P. (if req'd):	Pre-purge:	mV	Post-purge:	mV

CHAIN OF CUSTODY FORM

Chevron Environmental Management Company ■ 6111 Bollinger Canyon Rd. ■ San Ramon, CA 94583

COC 1 of 1

Chevron Site Number: <u>9-0121</u> Chevron Site Global ID: <u>T0600100328</u> Chevron Site Address: <u>3026 Lakeshore Ave., Oakland, CA</u> Chevron PM: <u>Brian Waite</u> Chevron PM Phone No.: <u>(925)790-6486</u> <input checked="" type="checkbox"/> Retail and Terminal Business Unit (RTBU) Job <input checked="" type="checkbox"/> Construction/Retail Job				Chevron Consultant: <u>STANTEC</u> Address: <u>2300 Clayton Rd., Suite 920, Concord, CA</u> Consultant Contact: <u>Nathan Lee</u> Consultant Phone No. <u>925-849-1003</u> Consultant Project No. <u>140328-BW1</u> Sampling Company: <u>Blaine Tech Services</u> Sampled By (Print): <u>Brian Weeks</u> Sampler Signature: <u>[Signature]</u>				ANALYSES REQUIRED																																																																	
Charge Code: <u>NWRTB-0098247-0-OML</u> NWRTB 00SITE NUMBER-0-WBS (WBS ELEMENTS: SITE ASSESSMENT: A1L REMEDIATION IMPLEMENTATION: R5L SITE MONITORING: OML OPERATION MAINTENANCE & MONITORING: M1L THIS IS A LEGAL DOCUMENT. ALL FIELDS MUST BE FILLED OUT CORRECTLY AND COMPLETELY.				Lancaster Laboratories <input checked="" type="checkbox"/> Lancaster, PA Lab Contact: Nicole Maljovec 2425 New Holland Pike, Lancaster, PA 17601 Phone No: (717)656-2300		Other Lab _____ _____ _____ _____		Temp. Blank Check Time Temp. <u>0800</u> <u>10C</u> <u>1000</u> <u>10C</u> <u>1200</u> <u>10C</u> <u>1400</u> <u>10C</u> <u>1600</u> <u>10C</u>		<table border="0" style="width:100%; font-size: small;"> <tr> <td><input type="checkbox"/> EPA 8260B/GC/MS</td> <td><input type="checkbox"/> EPA 8015B</td> <td><input type="checkbox"/> EPA 8021B BTEX</td> <td><input type="checkbox"/> EPA 6010 Ca, Fe, K, Mg, Mn, Na</td> <td><input type="checkbox"/> EPA 6010/7000 TITLE 22 METALS</td> <td><input type="checkbox"/> EPA 150.1 PH</td> <td><input type="checkbox"/> SM2510B SPECIFIC CONDUCTIVITY</td> <td><input type="checkbox"/> EPA 418.1 TRPH</td> <td><input type="checkbox"/> EPA 8260 ETHANOL</td> <td><input type="checkbox"/> EPA 8015 TPH-D</td> <td><input type="checkbox"/> EPA 310.1 ALKALINITY</td> <td><input type="checkbox"/> EPA 413.1 OIL &amp; GREASE</td> <td><input type="checkbox"/> Preservation Codes</td> </tr> <tr> <td><input type="checkbox"/> TPH-G</td> <td><input type="checkbox"/> GRO</td> <td><input type="checkbox"/> MTBE</td> <td></td> <td><input type="checkbox"/> TTLC</td> <td></td> <td></td> <td></td> <td></td> <td></td> <td></td> <td></td> <td></td> </tr> <tr> <td><input type="checkbox"/> BIEX</td> <td><input type="checkbox"/> DRO</td> <td><input type="checkbox"/> HC SCREEN</td> <td></td> <td></td> <td></td> <td></td> <td></td> <td></td> <td></td> <td></td> <td></td> <td></td> </tr> <tr> <td><input type="checkbox"/> MIBEX</td> <td><input type="checkbox"/> OXYGENATES</td> <td><input type="checkbox"/> HVOC</td> <td></td> <td></td> <td></td> <td></td> <td></td> <td></td> <td></td> <td></td> <td></td> <td></td> </tr> </table>												<input type="checkbox"/> EPA 8260B/GC/MS	<input type="checkbox"/> EPA 8015B	<input type="checkbox"/> EPA 8021B BTEX	<input type="checkbox"/> EPA 6010 Ca, Fe, K, Mg, Mn, Na	<input type="checkbox"/> EPA 6010/7000 TITLE 22 METALS	<input type="checkbox"/> EPA 150.1 PH	<input type="checkbox"/> SM2510B SPECIFIC CONDUCTIVITY	<input type="checkbox"/> EPA 418.1 TRPH	<input type="checkbox"/> EPA 8260 ETHANOL	<input type="checkbox"/> EPA 8015 TPH-D	<input type="checkbox"/> EPA 310.1 ALKALINITY	<input type="checkbox"/> EPA 413.1 OIL & GREASE	<input type="checkbox"/> Preservation Codes	<input type="checkbox"/> TPH-G	<input type="checkbox"/> GRO	<input type="checkbox"/> MTBE		<input type="checkbox"/> TTLC									<input type="checkbox"/> BIEX	<input type="checkbox"/> DRO	<input type="checkbox"/> HC SCREEN											<input type="checkbox"/> MIBEX	<input type="checkbox"/> OXYGENATES	<input type="checkbox"/> HVOC										
<input type="checkbox"/> EPA 8260B/GC/MS	<input type="checkbox"/> EPA 8015B	<input type="checkbox"/> EPA 8021B BTEX	<input type="checkbox"/> EPA 6010 Ca, Fe, K, Mg, Mn, Na	<input type="checkbox"/> EPA 6010/7000 TITLE 22 METALS	<input type="checkbox"/> EPA 150.1 PH	<input type="checkbox"/> SM2510B SPECIFIC CONDUCTIVITY	<input type="checkbox"/> EPA 418.1 TRPH	<input type="checkbox"/> EPA 8260 ETHANOL	<input type="checkbox"/> EPA 8015 TPH-D	<input type="checkbox"/> EPA 310.1 ALKALINITY	<input type="checkbox"/> EPA 413.1 OIL & GREASE	<input type="checkbox"/> Preservation Codes																																																													
<input type="checkbox"/> TPH-G	<input type="checkbox"/> GRO	<input type="checkbox"/> MTBE		<input type="checkbox"/> TTLC																																																																					
<input type="checkbox"/> BIEX	<input type="checkbox"/> DRO	<input type="checkbox"/> HC SCREEN																																																																							
<input type="checkbox"/> MIBEX	<input type="checkbox"/> OXYGENATES	<input type="checkbox"/> HVOC																																																																							
SAMPLE ID																																																																									
Field Point Name	Matrix	Top Depth	Date (yymmdd)	Sample Time	# of Containers	Container Type																																																																			
MW-1	WG		140328	0930	8	MIX																																																																			
MW-2A				1040	8																																																																				
MW-3A				0750	8																																																																				
MW-4A				1100	8																																																																				
MW-5				0720	8																																																																				
MW-6				0900	8																																																																				
MW-8				0820	8																																																																				
MW-9				1000	8																																																																				
Sump Sample				1020	8																																																																				
QA				0610	2	VOA																																																																			
Relinquished By <u>[Signature]</u> Company <u>BTS</u> Date/Time: <u>3/28/14 @ 1710</u>				Relinquished To <u>[Signature]</u> Company <u>Sample Custodian</u> Date/Time: <u>3/28/14 @ 1710</u>				Turnaround Time: Standard <input checked="" type="checkbox"/> 24 Hours <input type="checkbox"/> 48 hours <input type="checkbox"/> 72 Hours <input type="checkbox"/> Other <input type="checkbox"/>																																																																	
Relinquished By <u>[Signature]</u> Company <u>Seattle Water</u> Date/Time: <u>3-31-14/1310</u>				Relinquished To <u>[Signature]</u> Company <u>LCI</u> Date/Time: <u>3/31/14 1310</u>				Sample Integrity: (Check by lab on arrival)																																																																	
Relinquished By _____ Company _____ Date/Time _____				Relinquished To _____ Company _____ Date/Time _____				Intact: _____ On Ice: _____ Temp: _____ COC # _____																																																																	



# WELLHEAD INSPECTION CHECKLIST

Client Chevron Date 3/28/14  
 Site Address 3026 Lakeshore Ave Oakland  
 Job Number 140328-BW1 Technician BW

Well ID	Well Inspected - No Corrective Action Required	WELL IS SECURABLE BY DESIGN (12" or less)	WELL IS CLEARLY MARKED WITH THE WORDS "MONITORING WELL" (12" or less)	Water Bailed From Wellbox	Wellbox Components Cleaned	Cap Replaced	Lock Replaced	Other Action Taken (explain below)	Well Not Inspected (explain below)	Repair Order Submitted
MW-1	X	X	X							
MW-2A		X	X							
MW-3A		X	X							
MW-4A										
MW-5	X	X	X							
MW-6		X	X	X						
MW-8	X	X	X	X						
MW-9		X	X	X						

NOTES: MW-3A: 1/2 bolts missing, MW-2A: Apron Cracked  
MW-9: Below Grade, MW-6: 2 1/2 Bolts missing

SOURCE RECORD **BILL OF LADING**

FOR PURGEWATER RECOVERED FROM GROUNDWATER WELLS AT CHEVRON FACILITIES IN THE STATE OF CALIFORNIA. THE PURGE- WATER WHICH HAS BEEN RECOVERED FROM GROUND- WATER WELLS IS COLLECTED BY THE CONTRACTOR AND HAULED TO THEIR FACILITY IN SAN JOSE, CALIFORNIA FOR TEMPORARILY HOLDING PENDING TRANSPORT BY OTHERS TO FINAL DESTINATION.

The contractor performing this work is BLAINE TECH SERVICES, INC. (BLAINE TECH), 1680 Rogers Ave. San Jose CA (408) 573-0555). BLAINE TECH. is authorized by Chevron Environmental Management Company (CHEVRON EMC) to recover, collect, apportion into loads, and haul the purgewater that is drawn from wells at the CHEVRON EMC facility indicated below and to deliver that purgewater to BLAINE TECH for temporarily holding. Transport routing of the purgewater may be direct from one CHEVRON EMC facility to BLAINE TECH; from one CHEVRON EMC facility to BLAINE TECH via another CHEVRON EMC facility; or any combination thereof. The well purgewater is and remains the property of CHEVRON EMC.

This **Source Record BILL OF LADING** was initiated to cover the recovery of Non-Hazardous Well Purgewater from wells at the Chevron facility described below:

9-0121 Brian Waite  
 CHEVRON # \_\_\_\_\_ Chevron Engineer  
3026 Lakeshore Ave Oakland, CA  
 street number street name city state

WELL I.D.	GALS.	WELL I.D.	GALS.
MW-1	1 29		
MW-2A	1 6		
MW-3A	1 5		
MW-4A	1 6		
MW-5	1 11		
MW-6	1 6		
MW-8	1 9		
MW-9	1 5		
added equip.		any other	
rinse water	1 5	adjustments	
<b>TOTAL GALS.</b>		loaded onto	
<b>RECOVERED</b>	<u>82</u>	BTS vehicle #	<u>29</u>
BTS event #	time	date	
<u>140328-BW1</u>	<u>1120</u>	<u>3/28/14</u>	
Transporter signature <u>[Signature]</u>			
*****			
<b>REC'D AT</b>	time	date	
<u>BTS-55</u>	<u>1700</u>	<u>3/28/14</u>	
Unloaded/received by			
signature <u>[Signature]</u>			



ATTACHMENT B

LABORATORY ANALYTICAL REPORT

## ANALYTICAL RESULTS

Prepared by:

Eurofins Lancaster Laboratories Environmental  
2425 New Holland Pike  
Lancaster, PA 17601

Prepared for:

Chevron  
6001 Bollinger Canyon Rd L4310  
San Ramon CA 94583

April 22, 2014

Project: 90121

Submittal Date: 04/01/2014

Group Number: 1463587

PO Number: 0015142874

Release Number: FISCHER

State of Sample Origin: CA

### Client Sample Description

MW-1-W-140328 NA Groundwater  
MW-2A-W-140328 NA Groundwater  
MW-3A-W-140328 NA Groundwater  
MW-4A-W-140328 NA Groundwater  
MW-5-W-140328 NA Groundwater  
MW-6-W-140328 NA Groundwater  
MW-8-W-140328 NA Groundwater  
MW-9-W-140328 NA Groundwater  
Sump\_Sample-W-140328 NA Groundwater  
QA-T-140328 NA Water


### Lancaster Labs (LL) #

7415195  
7415196  
7415197  
7415198  
7415199  
7415200  
7415201  
7415202  
7415203  
7415204

The specific methodologies used in obtaining the enclosed analytical results are indicated on the Laboratory Sample Analysis Record.

ELECTRONIC COPY TO	Chevron c/o CRA	Attn: Report Contact
ELECTRONIC COPY TO	Blaine Tech Services, Inc.	Attn: Dustin Becker
ELECTRONIC COPY TO	Chevron	Attn: Anna Avina
ELECTRONIC COPY TO	CRA	Attn: Nathan Lee
ELECTRONIC COPY TO	CRA	Attn: Ian Hull

Respectfully Submitted,



Nicole L. Maljovec  
Principal Specialist Group Leader

(717) 556-7259

Sample Description: MW-1-W-140328 NA Groundwater  
Facility #90121 BTST  
3026 Lakeshore-Oakland T0600100328

LL Sample # WW 7415195  
LL Group # 1463587  
Account # 10991

Project Name: 90121

Collected: 03/28/2014 09:30 by BW

Chevron

6001 Bollinger Canyon Rd L4310  
San Ramon CA 94583

Submitted: 04/01/2014 09:20

Reported: 04/22/2014 12:06

LAOM1

CAT No.	Analysis Name	CAS Number	As Received Result	As Received Method Detection Limit*	As Received Limit of Quantitation	Dilution Factor
<b>GC/MS Volatiles SW-846 8260B</b>						
10943	Benzene	71-43-2	2	0.5	1	1
10943	Ethanol	64-17-5	N.D.	50	250	1
10943	Ethylbenzene	100-41-4	N.D.	0.5	1	1
10943	Methyl Tertiary Butyl Ether	1634-04-4	12	0.5	1	1
10943	Toluene	108-88-3	N.D.	0.5	1	1
10943	Xylene (Total)	1330-20-7	N.D.	0.5	1	1
<b>GC Volatiles SW-846 8015B</b>						
01728	TPH-GRO N. CA water C6-C12	n.a.	140	50	100	1
<b>GC Petroleum SW-846 8015B</b>						
<b>Hydrocarbons</b>						
06609	TPH-DRO CA C10-C28	n.a.	2,000	50	100	1

### General Sample Comments

CA ELAP Lab Certification No. 2792; CA NELAP Lab Certification No. 10276CA

All QC is compliant unless otherwise noted. Please refer to the Quality Control Summary for overall QC performance data and associated samples.

### Laboratory Sample Analysis Record

CAT No.	Analysis Name	Method	Trial#	Batch#	Analysis Date and Time	Analyst	Dilution Factor
10943	UST VOCs by 8260B - Water	SW-846 8260B	1	D140941AA	04/04/2014 13:34	Brett W Kenyon	1
01163	GC/MS VOA Water Prep	SW-846 5030B	1	D140941AA	04/04/2014 13:34	Brett W Kenyon	1
01728	TPH-GRO N. CA water C6-C12	SW-846 8015B	1	14092B20A	04/03/2014 16:13	Marie D Beamenderfer	1
01146	GC VOA Water Prep	SW-846 5030B	1	14092B20A	04/03/2014 16:13	Marie D Beamenderfer	1
06609	TPH-DRO CA C10-C28	SW-846 8015B	1	140920002A	04/04/2014 11:06	Glorines Suarez-Rivera	1
02376	Extraction - Fuel/TPH (Waters)	SW-846 3510C	1	140920002A	04/03/2014 10:50	Denise L Trimby	1

\*=This limit was used in the evaluation of the final result

Sample Description: MW-2A-W-140328 NA Groundwater  
Facility #90121 BTST  
3026 Lakeshore-Oakland T0600100328

LL Sample # WW 7415196  
LL Group # 1463587  
Account # 10991

Project Name: 90121

Collected: 03/28/2014 10:40 by BW

Chevron

6001 Bollinger Canyon Rd L4310  
San Ramon CA 94583

Submitted: 04/01/2014 09:20

Reported: 04/22/2014 12:06

LAOM2

CAT No.	Analysis Name	CAS Number	As Received Result	As Received Method Detection Limit*	As Received Limit of Quantitation	Dilution Factor
<b>GC/MS Volatiles SW-846 8260B</b>						
10943	Benzene	71-43-2	N.D.	0.5	1	1
10943	Ethanol	64-17-5	N.D.	50	250	1
10943	Ethylbenzene	100-41-4	N.D.	0.5	1	1
10943	Methyl Tertiary Butyl Ether	1634-04-4	99	0.5	1	1
10943	Toluene	108-88-3	N.D.	0.5	1	1
10943	Xylene (Total)	1330-20-7	0.6 J	0.5	1	1
<b>GC Volatiles SW-846 8015B</b>						
01728	TPH-GRO N. CA water C6-C12	n.a.	340	50	100	1
<b>GC Petroleum SW-846 8015B</b>						
<b>Hydrocarbons</b>						
06609	TPH-DRO CA C10-C28	n.a.	2,200	50	100	1

### General Sample Comments

CA ELAP Lab Certification No. 2792; CA NELAP Lab Certification No. 10276CA

All QC is compliant unless otherwise noted. Please refer to the Quality Control Summary for overall QC performance data and associated samples.

### Laboratory Sample Analysis Record

CAT No.	Analysis Name	Method	Trial#	Batch#	Analysis Date and Time	Analyst	Dilution Factor
10943	UST VOCs by 8260B - Water	SW-846 8260B	1	D140942AA	04/04/2014 13:23	Brett W Kenyon	1
01163	GC/MS VOA Water Prep	SW-846 5030B	1	D140942AA	04/04/2014 13:23	Brett W Kenyon	1
01728	TPH-GRO N. CA water C6-C12	SW-846 8015B	1	14092B20A	04/03/2014 16:41	Marie D Beamenderfer	1
01146	GC VOA Water Prep	SW-846 5030B	1	14092B20A	04/03/2014 16:41	Marie D Beamenderfer	1
06609	TPH-DRO CA C10-C28	SW-846 8015B	1	140920002A	04/04/2014 10:00	Glorines Suarez-Rivera	1
02376	Extraction - Fuel/TPH (Waters)	SW-846 3510C	1	140920002A	04/03/2014 10:50	Denise L Trimby	1

\*=This limit was used in the evaluation of the final result



Sample Description: MW-3A-W-140328 NA Groundwater  
Facility #90121 BTST  
3026 Lakeshore-Oakland T0600100328

LL Sample # WW 7415197  
LL Group # 1463587  
Account # 10991

Project Name: 90121

Collected: 03/28/2014 07:50 by BW

Chevron

6001 Bollinger Canyon Rd L4310  
San Ramon CA 94583

Submitted: 04/01/2014 09:20

Reported: 04/22/2014 12:06

LAOM3

CAT No.	Analysis Name	CAS Number	As Received Result	As Received Method Detection Limit*	As Received Limit of Quantitation	Dilution Factor
<b>GC/MS Volatiles SW-846 8260B</b>						
10943	Benzene	71-43-2	N.D.	0.5	1	1
10943	Ethanol	64-17-5	N.D.	50	250	1
10943	Ethylbenzene	100-41-4	N.D.	0.5	1	1
10943	Methyl Tertiary Butyl Ether	1634-04-4	N.D.	0.5	1	1
10943	Toluene	108-88-3	N.D.	0.5	1	1
10943	Xylene (Total)	1330-20-7	N.D.	0.5	1	1
<b>GC Volatiles SW-846 8015B</b>						
01728	TPH-GRO N. CA water C6-C12	n.a.	N.D.	50	100	1
<b>GC Petroleum SW-846 8015B</b>						
<b>Hydrocarbons</b>						
06609	TPH-DRO CA C10-C28	n.a.	530	50	100	1

### General Sample Comments

CA ELAP Lab Certification No. 2792; CA NELAP Lab Certification No. 10276CA

All QC is compliant unless otherwise noted. Please refer to the Quality Control Summary for overall QC performance data and associated samples.

### Laboratory Sample Analysis Record

CAT No.	Analysis Name	Method	Trial#	Batch#	Analysis Date and Time	Analyst	Dilution Factor
10943	UST VOCs by 8260B - Water	SW-846 8260B	1	D140961AA	04/06/2014 18:42	Brett W Kenyon	1
01163	GC/MS VOA Water Prep	SW-846 5030B	1	D140961AA	04/06/2014 18:42	Brett W Kenyon	1
01728	TPH-GRO N. CA water C6-C12	SW-846 8015B	1	14092B20A	04/03/2014 17:36	Marie D Beamenderfer	1
01146	GC VOA Water Prep	SW-846 5030B	1	14092B20A	04/03/2014 17:36	Marie D Beamenderfer	1
06609	TPH-DRO CA C10-C28	SW-846 8015B	1	140920002A	04/04/2014 07:50	Glorines Suarez-Rivera	1
02376	Extraction - Fuel/TPH (Waters)	SW-846 3510C	1	140920002A	04/03/2014 10:50	Denise L Trimby	1

\*=This limit was used in the evaluation of the final result

Sample Description: MW-4A-W-140328 NA Groundwater  
Facility #90121 BTST  
3026 Lakeshore-Oakland T0600100328

LL Sample # WW 7415198  
LL Group # 1463587  
Account # 10991

Project Name: 90121

Collected: 03/28/2014 11:00 by BW

Chevron

6001 Bollinger Canyon Rd L4310  
San Ramon CA 94583

Submitted: 04/01/2014 09:20

Reported: 04/22/2014 12:06

LAOM4

CAT No.	Analysis Name	CAS Number	As Received Result	As Received Method Detection Limit*	As Received Limit of Quantitation	Dilution Factor
<b>GC/MS Volatiles SW-846 8260B</b>						
10943	Benzene	71-43-2	4	0.5	1	1
10943	Ethanol	64-17-5	N.D.	50	250	1
10943	Ethylbenzene	100-41-4	2	0.5	1	1
10943	Methyl Tertiary Butyl Ether	1634-04-4	230	0.5	1	1
10943	Toluene	108-88-3	2	0.5	1	1
10943	Xylene (Total)	1330-20-7	2	0.5	1	1
<b>GC Volatiles SW-846 8015B</b>						
01728	TPH-GRO N. CA water C6-C12	n.a.	770	50	100	1
<b>GC Petroleum SW-846 8015B</b>						
<b>Hydrocarbons</b>						
06609	TPH-DRO CA C10-C28	n.a.	5,200	50	100	1

### General Sample Comments

CA ELAP Lab Certification No. 2792; CA NELAP Lab Certification No. 10276CA

All QC is compliant unless otherwise noted. Please refer to the Quality Control Summary for overall QC performance data and associated samples.

### Laboratory Sample Analysis Record

CAT No.	Analysis Name	Method	Trial#	Batch#	Analysis Date and Time	Analyst	Dilution Factor
10943	UST VOCs by 8260B - Water	SW-846 8260B	1	D140961AA	04/06/2014 18:19	Brett W Kenyon	1
01163	GC/MS VOA Water Prep	SW-846 5030B	1	D140961AA	04/06/2014 18:19	Brett W Kenyon	1
01728	TPH-GRO N. CA water C6-C12	SW-846 8015B	1	14092B20A	04/03/2014 18:04	Marie D Beamenderfer	1
01146	GC VOA Water Prep	SW-846 5030B	1	14092B20A	04/03/2014 18:04	Marie D Beamenderfer	1
06609	TPH-DRO CA C10-C28	SW-846 8015B	1	140920002A	04/04/2014 10:22	Glorines Suarez-Rivera	1
02376	Extraction - Fuel/TPH (Waters)	SW-846 3510C	1	140920002A	04/03/2014 10:50	Denise L Trimby	1

\*=This limit was used in the evaluation of the final result

Sample Description: MW-5-W-140328 NA Groundwater  
Facility #90121 BTST  
3026 Lakeshore-Oakland T0600100328

LL Sample # WW 7415199  
LL Group # 1463587  
Account # 10991

Project Name: 90121

Collected: 03/28/2014 07:20 by BW

Chevron

6001 Bollinger Canyon Rd L4310  
San Ramon CA 94583

Submitted: 04/01/2014 09:20

Reported: 04/22/2014 12:06

LAOM5

CAT No.	Analysis Name	CAS Number	As Received Result	As Received Method Detection Limit*	As Received Limit of Quantitation	Dilution Factor
<b>GC/MS Volatiles SW-846 8260B</b>						
10943	Benzene	71-43-2	N.D.	0.5	1	1
10943	Ethanol	64-17-5	N.D.	50	250	1
10943	Ethylbenzene	100-41-4	N.D.	0.5	1	1
10943	Methyl Tertiary Butyl Ether	1634-04-4	N.D.	0.5	1	1
10943	Toluene	108-88-3	N.D.	0.5	1	1
10943	Xylene (Total)	1330-20-7	N.D.	0.5	1	1
<b>GC Volatiles SW-846 8015B</b>						
01728	TPH-GRO N. CA water C6-C12	n.a.	N.D.	50	100	1
<b>GC Petroleum SW-846 8015B</b>						
<b>Hydrocarbons</b>						
06609	TPH-DRO CA C10-C28	n.a.	N.D.	50	100	1

### General Sample Comments

CA ELAP Lab Certification No. 2792; CA NELAP Lab Certification No. 10276CA

All QC is compliant unless otherwise noted. Please refer to the Quality Control Summary for overall QC performance data and associated samples.

### Laboratory Sample Analysis Record

CAT No.	Analysis Name	Method	Trial#	Batch#	Analysis Date and Time	Analyst	Dilution Factor
10943	UST VOCs by 8260B - Water	SW-846 8260B	1	Z140971AA	04/07/2014 12:46	Daniel H Heller	1
01163	GC/MS VOA Water Prep	SW-846 5030B	1	Z140971AA	04/07/2014 12:46	Daniel H Heller	1
01728	TPH-GRO N. CA water C6-C12	SW-846 8015B	1	14092B20A	04/03/2014 18:31	Marie D Beamenderfer	1
01146	GC VOA Water Prep	SW-846 5030B	1	14092B20A	04/03/2014 18:31	Marie D Beamenderfer	1
06609	TPH-DRO CA C10-C28	SW-846 8015B	1	140920002A	04/04/2014 08:12	Glorines Suarez-Rivera	1
02376	Extraction - Fuel/TPH (Waters)	SW-846 3510C	1	140920002A	04/03/2014 10:50	Denise L Trimby	1

\*=This limit was used in the evaluation of the final result

Sample Description: MW-6-W-140328 NA Groundwater  
Facility #90121 BTST  
3026 Lakeshore-Oakland T0600100328

LL Sample # WW 7415200  
LL Group # 1463587  
Account # 10991

Project Name: 90121

Collected: 03/28/2014 09:00 by BW

Chevron

6001 Bollinger Canyon Rd L4310  
San Ramon CA 94583

Submitted: 04/01/2014 09:20

Reported: 04/22/2014 12:06

LAOM6

CAT No.	Analysis Name	CAS Number	As Received Result	As Received Method Detection Limit*	As Received Limit of Quantitation	Dilution Factor
<b>GC/MS Volatiles SW-846 8260B</b>						
10943	Benzene	71-43-2	N.D.	0.5	1	1
10943	Ethanol	64-17-5	N.D.	50	250	1
10943	Ethylbenzene	100-41-4	N.D.	0.5	1	1
10943	Methyl Tertiary Butyl Ether	1634-04-4	N.D.	0.5	1	1
10943	Toluene	108-88-3	N.D.	0.5	1	1
10943	Xylene (Total)	1330-20-7	N.D.	0.5	1	1
A preserved vial was submitted for analysis. However, the pH at the time of analysis was 7.						
<b>GC Volatiles SW-846 8015B</b>						
01728	TPH-GRO N. CA water C6-C12	n.a.	69 J	50	100	1
<b>GC Petroleum Hydrocarbons SW-846 8015B</b>						
06609	TPH-DRO CA C10-C28	n.a.	1,500	50	100	1

### General Sample Comments

CA ELAP Lab Certification No. 2792; CA NELAP Lab Certification No. 10276CA

All QC is compliant unless otherwise noted. Please refer to the Quality Control Summary for overall QC performance data and associated samples.

### Laboratory Sample Analysis Record

CAT No.	Analysis Name	Method	Trial#	Batch#	Analysis Date and Time	Analyst	Dilution Factor
10943	UST VOCs by 8260B - Water	SW-846 8260B	1	Z140971AA	04/07/2014 14:14	Daniel H Heller	1
01163	GC/MS VOA Water Prep	SW-846 5030B	1	Z140971AA	04/07/2014 14:14	Daniel H Heller	1
01728	TPH-GRO N. CA water C6-C12	SW-846 8015B	1	14092B20A	04/03/2014 18:59	Marie D Beamenderfer	1
01146	GC VOA Water Prep	SW-846 5030B	1	14092B20A	04/03/2014 18:59	Marie D Beamenderfer	1
06609	TPH-DRO CA C10-C28	SW-846 8015B	1	140920002A	04/04/2014 10:44	Glorines Suarez-Rivera	1
02376	Extraction - Fuel/TPH (Waters)	SW-846 3510C	1	140920002A	04/03/2014 10:50	Denise L Trimby	1

\*=This limit was used in the evaluation of the final result

Sample Description: MW-8-W-140328 NA Groundwater  
Facility #90121 BTST  
3026 Lakeshore-Oakland T0600100328

LL Sample # WW 7415201  
LL Group # 1463587  
Account # 10991

Project Name: 90121

Collected: 03/28/2014 08:20 by BW

Chevron

6001 Bollinger Canyon Rd L4310  
San Ramon CA 94583

Submitted: 04/01/2014 09:20

Reported: 04/22/2014 12:06

LAOM8

CAT No.	Analysis Name	CAS Number	As Received Result	As Received Method Detection Limit*	As Received Limit of Quantitation	Dilution Factor
<b>GC/MS Volatiles SW-846 8260B</b>						
10943	Benzene	71-43-2	N.D.	0.5	1	1
10943	Ethanol	64-17-5	N.D.	50	250	1
10943	Ethylbenzene	100-41-4	N.D.	0.5	1	1
10943	Methyl Tertiary Butyl Ether	1634-04-4	0.6 J	0.5	1	1
10943	Toluene	108-88-3	N.D.	0.5	1	1
10943	Xylene (Total)	1330-20-7	N.D.	0.5	1	1
<b>GC Volatiles SW-846 8015B</b>						
01728	TPH-GRO N. CA water C6-C12	n.a.	N.D.	50	100	1
<b>GC Petroleum SW-846 8015B</b>						
<b>Hydrocarbons</b>						
06609	TPH-DRO CA C10-C28	n.a.	N.D.	50	100	1

### General Sample Comments

CA ELAP Lab Certification No. 2792; CA NELAP Lab Certification No. 10276CA

All QC is compliant unless otherwise noted. Please refer to the Quality Control Summary for overall QC performance data and associated samples.

### Laboratory Sample Analysis Record

CAT No.	Analysis Name	Method	Trial#	Batch#	Analysis Date and Time	Analyst	Dilution Factor
10943	UST VOCs by 8260B - Water	SW-846 8260B	1	Z140971AA	04/07/2014 14:38	Daniel H Heller	1
01163	GC/MS VOA Water Prep	SW-846 5030B	1	Z140971AA	04/07/2014 14:38	Daniel H Heller	1
01728	TPH-GRO N. CA water C6-C12	SW-846 8015B	1	14092B20A	04/03/2014 19:27	Marie D Beamenderfer	1
01146	GC VOA Water Prep	SW-846 5030B	1	14092B20A	04/03/2014 19:27	Marie D Beamenderfer	1
06609	TPH-DRO CA C10-C28	SW-846 8015B	1	140920002A	04/04/2014 09:16	Glorines Suarez-Rivera	1
02376	Extraction - Fuel/TPH (Waters)	SW-846 3510C	1	140920002A	04/03/2014 10:50	Denise L Trimby	1

\*=This limit was used in the evaluation of the final result

Sample Description: MW-9-W-140328 NA Groundwater  
Facility #90121 BTST  
3026 Lakeshore-Oakland T0600100328

LL Sample # WW 7415202  
LL Group # 1463587  
Account # 10991

Project Name: 90121

Collected: 03/28/2014 10:00 by BW

Chevron

6001 Bollinger Canyon Rd L4310  
San Ramon CA 94583

Submitted: 04/01/2014 09:20

Reported: 04/22/2014 12:06

LAOM9

CAT No.	Analysis Name	CAS Number	As Received Result	As Received Method Detection Limit*	As Received Limit of Quantitation	Dilution Factor
<b>GC/MS Volatiles SW-846 8260B</b>						
10943	Benzene	71-43-2	N.D.	0.5	1	1
10943	Ethanol	64-17-5	N.D.	50	250	1
10943	Ethylbenzene	100-41-4	N.D.	0.5	1	1
10943	Methyl Tertiary Butyl Ether	1634-04-4	23	0.5	1	1
10943	Toluene	108-88-3	N.D.	0.5	1	1
10943	Xylene (Total)	1330-20-7	N.D.	0.5	1	1
<b>GC Volatiles SW-846 8015B</b>						
01728	TPH-GRO N. CA water C6-C12	n.a.	240	50	100	1
<b>GC Petroleum SW-846 8015B</b>						
<b>Hydrocarbons</b>						
06609	TPH-DRO CA C10-C28	n.a.	4,000	50	110	1

### General Sample Comments

CA ELAP Lab Certification No. 2792; CA NELAP Lab Certification No. 10276CA

All QC is compliant unless otherwise noted. Please refer to the Quality Control Summary for overall QC performance data and associated samples.

### Laboratory Sample Analysis Record

CAT No.	Analysis Name	Method	Trial#	Batch#	Analysis Date and Time	Analyst	Dilution Factor
10943	UST VOCs by 8260B - Water	SW-846 8260B	1	Z140971AA	04/07/2014 15:03	Daniel H Heller	1
01163	GC/MS VOA Water Prep	SW-846 5030B	1	Z140971AA	04/07/2014 15:03	Daniel H Heller	1
01728	TPH-GRO N. CA water C6-C12	SW-846 8015B	1	14092B20A	04/03/2014 19:54	Marie D Beamenderfer	1
01146	GC VOA Water Prep	SW-846 5030B	1	14092B20A	04/03/2014 19:54	Marie D Beamenderfer	1
06609	TPH-DRO CA C10-C28	SW-846 8015B	2	140920002A	04/04/2014 11:49	Christine E Dolman	1
02376	Extraction - Fuel/TPH (Waters)	SW-846 3510C	1	140920002A	04/03/2014 10:50	Denise L Trimby	1

\*=This limit was used in the evaluation of the final result

Sample Description: Sump\_Sample-W-140328 NA Groundwater  
Facility #90121 BTST  
3026 Lakeshore-Oakland T0600100328

LL Sample # WW 7415203  
LL Group # 1463587  
Account # 10991

Project Name: 90121

Collected: 03/28/2014 10:20 by BW

Chevron

6001 Bollinger Canyon Rd L4310  
San Ramon CA 94583

Submitted: 04/01/2014 09:20

Reported: 04/22/2014 12:06

LAOSU

CAT No.	Analysis Name	CAS Number	As Received Result	As Received Method Detection Limit*	As Received Limit of Quantitation	Dilution Factor
<b>GC/MS Volatiles SW-846 8260B</b>						
10943	Benzene	71-43-2	0.7 J	0.5	1	1
10943	Ethanol	64-17-5	N.D.	50	250	1
10943	Ethylbenzene	100-41-4	0.9 J	0.5	1	1
10943	Methyl Tertiary Butyl Ether	1634-04-4	18	0.5	1	1
10943	Toluene	108-88-3	2	0.5	1	1
10943	Xylene (Total)	1330-20-7	2	0.5	1	1
<b>GC Volatiles SW-846 8015B</b>						
01728	TPH-GRO N. CA water C6-C12	n.a.	1,800	50	100	1
<b>GC Petroleum SW-846 8015B</b>						
<b>Hydrocarbons</b>						
06609	TPH-DRO CA C10-C28	n.a.	2,700	50	110	1

### General Sample Comments

CA ELAP Lab Certification No. 2792; CA NELAP Lab Certification No. 10276CA

All QC is compliant unless otherwise noted. Please refer to the Quality Control Summary for overall QC performance data and associated samples.

### Laboratory Sample Analysis Record

CAT No.	Analysis Name	Method	Trial#	Batch#	Analysis Date and Time	Analyst	Dilution Factor
10943	UST VOCs by 8260B - Water	SW-846 8260B	1	Z140971AA	04/07/2014 15:27	Daniel H Heller	1
01163	GC/MS VOA Water Prep	SW-846 5030B	1	Z140971AA	04/07/2014 15:27	Daniel H Heller	1
01728	TPH-GRO N. CA water C6-C12	SW-846 8015B	1	14092B20A	04/03/2014 20:22	Marie D Beamenderfer	1
01146	GC VOA Water Prep	SW-846 5030B	1	14092B20A	04/03/2014 20:22	Marie D Beamenderfer	1
06609	TPH-DRO CA C10-C28	SW-846 8015B	1	140920002A	04/04/2014 09:38	Glorines Suarez-Rivera	1
02376	Extraction - Fuel/TPH (Waters)	SW-846 3510C	1	140920002A	04/03/2014 10:50	Denise L Trimby	1

\*=This limit was used in the evaluation of the final result

Sample Description: QA-T-140328 NA Water  
Facility #90121 BTST  
3026 Lakeshore-Oakland T0600100328

LL Sample # WW 7415204  
LL Group # 1463587  
Account # 10991

Project Name: 90121

Collected: 03/28/2014 06:10

Chevron

Submitted: 04/01/2014 09:20

6001 Bollinger Canyon Rd L4310

Reported: 04/22/2014 12:06

San Ramon CA 94583

LAOQA

CAT No.	Analysis Name	CAS Number	As Received Result	As Received Method Detection Limit*	As Received Limit of Quantitation	Dilution Factor
<b>GC/MS Volatiles SW-846 8260B</b>						
10943	Benzene	71-43-2	N.D.	0.5	1	1
10943	Ethylbenzene	100-41-4	N.D.	0.5	1	1
10943	Methyl Tertiary Butyl Ether	1634-04-4	N.D.	0.5	1	1
10943	Toluene	108-88-3	N.D.	0.5	1	1
10943	Xylene (Total)	1330-20-7	N.D.	0.5	1	1
<b>GC Volatiles SW-846 8015B</b>						
01728	TPH-GRO N. CA water C6-C12	n.a.	N.D.	50	100	1

### General Sample Comments

CA ELAP Lab Certification No. 2792; CA NELAP Lab Certification No. 10276CA

All QC is compliant unless otherwise noted. Please refer to the Quality Control Summary for overall QC performance data and associated samples.

### Laboratory Sample Analysis Record

CAT No.	Analysis Name	Method	Trial#	Batch#	Analysis Date and Time	Analyst	Dilution Factor
10943	BTEX/MTBE 8260 Water	SW-846 8260B	1	Z140971AA	04/07/2014 11:57	Daniel H Heller	1
01163	GC/MS VOA Water Prep	SW-846 5030B	1	Z140971AA	04/07/2014 11:57	Daniel H Heller	1
01728	TPH-GRO N. CA water C6-C12	SW-846 8015B	1	14092C20A	04/03/2014 12:44	Marie D Beamenderfer	1
01146	GC VOA Water Prep	SW-846 5030B	1	14092C20A	04/03/2014 12:44	Marie D Beamenderfer	1

\*=This limit was used in the evaluation of the final result



## Quality Control Summary

Client Name: Chevron

Group Number: 1463587

Reported: 04/22/14 at 12:06 PM

Matrix QC may not be reported if insufficient sample or site-specific QC samples were not submitted. In these situations, to demonstrate precision and accuracy at a batch level, a LCS/LCSD was performed, unless otherwise specified in the method.

All Inorganic Initial Calibration and Continuing Calibration Blanks met acceptable method criteria unless otherwise noted on the Analysis Report.

### Laboratory Compliance Quality Control

<u>Analysis Name</u>	<u>Blank Result</u>	<u>Blank MDL**</u>	<u>Blank LOQ</u>	<u>Report Units</u>	<u>LCS %REC</u>	<u>LCSD %REC</u>	<u>LCS/LCSD Limits</u>	<u>RPD</u>	<u>RPD Max</u>
Batch number: D140941AA      Sample number(s): 7415195									
Benzene	N.D.	0.5	1	ug/l	92		78-120		
Ethanol	N.D.	50.	250	ug/l	89		54-149		
Ethylbenzene	N.D.	0.5	1	ug/l	90		79-120		
Methyl Tertiary Butyl Ether	N.D.	0.5	1	ug/l	89		75-120		
Toluene	N.D.	0.5	1	ug/l	97		80-120		
Xylene (Total)	N.D.	0.5	1	ug/l	93		80-120		
Batch number: D140942AA      Sample number(s): 7415196									
Benzene	N.D.	0.5	1	ug/l	96		78-120		
Ethanol	N.D.	50.	250	ug/l	103		54-149		
Ethylbenzene	N.D.	0.5	1	ug/l	98		79-120		
Methyl Tertiary Butyl Ether	N.D.	0.5	1	ug/l	93		75-120		
Toluene	N.D.	0.5	1	ug/l	102		80-120		
Xylene (Total)	N.D.	0.5	1	ug/l	100		80-120		
Batch number: D140961AA      Sample number(s): 7415197-7415198									
Benzene	N.D.	0.5	1	ug/l	99		78-120		
Ethanol	N.D.	50.	250	ug/l	89		54-149		
Ethylbenzene	N.D.	0.5	1	ug/l	96		79-120		
Methyl Tertiary Butyl Ether	N.D.	0.5	1	ug/l	99		75-120		
Toluene	N.D.	0.5	1	ug/l	104		80-120		
Xylene (Total)	N.D.	0.5	1	ug/l	100		80-120		
Batch number: Z140971AA      Sample number(s): 7415199-7415204									
Benzene	N.D.	0.5	1	ug/l	98		78-120		
Ethanol	N.D.	50.	250	ug/l	109		54-149		
Ethylbenzene	N.D.	0.5	1	ug/l	99		79-120		
Methyl Tertiary Butyl Ether	N.D.	0.5	1	ug/l	100		75-120		
Toluene	N.D.	0.5	1	ug/l	99		80-120		
Xylene (Total)	N.D.	0.5	1	ug/l	99		80-120		
Batch number: 14092B20A      Sample number(s): 7415195-7415203									
TPH-GRO N. CA water C6-C12	N.D.	50.	100	ug/l	113	112	80-139	1	30
Batch number: 14092C20A      Sample number(s): 7415204									
TPH-GRO N. CA water C6-C12	N.D.	50.	100	ug/l	129	131	80-139	1	30
Batch number: 140920002A      Sample number(s): 7415195-7415203									
TPH-DRO CA C10-C28	N.D.	32.	100	ug/l	86	92	73-120	7	20

\*- Outside of specification

\*\* - This limit was used in the evaluation of the final result for the blank

- (1) The result for one or both determinations was less than five times the LOQ.
- (2) The unspiked result was more than four times the spike added.

## Quality Control Summary

Client Name: Chevron Group Number: 1463587  
Reported: 04/22/14 at 12:06 PM

### Sample Matrix Quality Control

Unspiked (UNSPK) = the sample used in conjunction with the matrix spike  
Background (BKG) = the sample used in conjunction with the duplicate

<u>Analysis Name</u>	<u>MS</u> <u>%REC</u>	<u>MSD</u> <u>%REC</u>	<u>MS/MSD</u> <u>Limits</u>	<u>RPD</u> <u>RPD</u>	<u>BKG</u> <u>MAX</u> <u>Conc</u>	<u>DUP</u> <u>Conc</u>	<u>DUP</u> <u>RPD</u>	<u>Dup RPD</u> <u>Max</u>
Batch number: D140941AA	Sample number(s): 7415195 UNSPK: 7415195							
Benzene	106	107	72-134	1	30			
Ethanol	97	90	53-146	7	30			
Ethylbenzene	107	105	71-134	2	30			
Methyl Tertiary Butyl Ether	97	96	72-126	1	30			
Toluene	112	111	80-125	1	30			
Xylene (Total)	107	108	79-125	0	30			
Batch number: D140942AA	Sample number(s): 7415196 UNSPK: 7415196							
Benzene	109	110	72-134	1	30			
Ethanol	98	101	53-146	3	30			
Ethylbenzene	110	108	71-134	2	30			
Methyl Tertiary Butyl Ether	183 (2)	175 (2)	72-126	1	30			
Toluene	115	115	80-125	0	30			
Xylene (Total)	112	109	79-125	2	30			
Batch number: D140961AA	Sample number(s): 7415197-7415198 UNSPK: 7415197							
Benzene	97	106	72-134	9	30			
Ethanol	90	100	53-146	10	30			
Ethylbenzene	94	102	71-134	8	30			
Methyl Tertiary Butyl Ether	90	100	72-126	11	30			
Toluene	102	109	80-125	6	30			
Xylene (Total)	97	104	79-125	7	30			
Batch number: Z140971AA	Sample number(s): 7415199-7415204 UNSPK: 7415199							
Benzene	103	105	72-134	2	30			
Ethanol	102	103	53-146	1	30			
Ethylbenzene	109	110	71-134	1	30			
Methyl Tertiary Butyl Ether	103	104	72-126	1	30			
Toluene	107	108	80-125	1	30			
Xylene (Total)	107	110	79-125	3	30			

### Surrogate Quality Control

Surrogate recoveries which are outside of the QC window are confirmed unless attributed to dilution or otherwise noted on the Analysis Report.

Analysis Name: UST VOCs by 8260B - Water  
Batch number: D140941AA

	Dibromofluoromethane	1,2-Dichloroethane-d4	Toluene-d8	4-Bromofluorobenzene
7415195	90	98	103	99
Blank	91	96	102	98
LCS	91	100	102	100
MS	90	101	104	101
MSD	91	102	101	100
Limits:	80-116	77-113	80-113	78-113

\*- Outside of specification

\*\* - This limit was used in the evaluation of the final result for the blank

- (1) The result for one or both determinations was less than five times the LOQ.
- (2) The unspiked result was more than four times the spike added.

## Quality Control Summary

Client Name: Chevron  
Reported: 04/22/14 at 12:06 PM

Group Number: 1463587

### Surrogate Quality Control

Analysis Name: UST VOCs by 8260B - Water  
Batch number: D140942AA

	Dibromofluoromethane	1,2-Dichloroethane-d4	Toluene-d8	4-Bromofluorobenzene
7415196	92	94	103	100
Blank	91	95	103	96
LCS	90	98	104	99
MS	90	99	104	99
MSD	90	99	102	99

Limits: 80-116      77-113      80-113      78-113

Analysis Name: UST VOCs by 8260B - Water  
Batch number: D140961AA

	Dibromofluoromethane	1,2-Dichloroethane-d4	Toluene-d8	4-Bromofluorobenzene
7415197	92	99	102	98
7415198	93	99	101	104
Blank	93	97	101	98
LCS	92	101	102	101
MS	91	95	101	100
MSD	93	99	101	99

Limits: 80-116      77-113      80-113      78-113

Analysis Name: UST VOCs by 8260B - Water  
Batch number: Z140971AA

	Dibromofluoromethane	1,2-Dichloroethane-d4	Toluene-d8	4-Bromofluorobenzene
7415199	103	96	101	102
7415200	104	98	100	103
7415201	105	96	101	102
7415202	104	97	100	104
7415203	101	97	101	106
7415204	105	99	99	101
Blank	104	98	101	103
LCS	103	99	99	104
MS	102	99	100	105
MSD	103	99	101	104

Limits: 80-116      77-113      80-113      78-113

Analysis Name: TPH-GRO N. CA water C6-C12  
Batch number: 14092B20A

	Trifluorotoluene-F
7415195	85
7415196	92
7415197	77
7415198	83
7415199	80
7415200	82
7415201	75
7415202	82
7415203	98

\*- Outside of specification

\*\* - This limit was used in the evaluation of the final result for the blank

- (1) The result for one or both determinations was less than five times the LOQ.
- (2) The unspiked result was more than four times the spike added.

## Quality Control Summary

Client Name: Chevron  
Reported: 04/22/14 at 12:06 PM

Group Number: 1463587

### Surrogate Quality Control

Blank	83
LCS	85
LCSD	82

---

Limits: 63-135

Analysis Name: TPH-GRO N. CA water C6-C12  
Batch number: 14092C20A  
Trifluorotoluene-F

7415204	90
Blank	92
LCS	97
LCSD	98

---

Limits: 63-135

Analysis Name: TPH-DRO CA C10-C28  
Batch number: 140920002A  
Orthoterphenyl

7415195	82
7415196	101
7415197	91
7415198	98
7415199	100
7415200	96
7415201	83
7415202	97
7415203	103
Blank	88
LCS	101
LCSD	110

---

Limits: 46-131

\*- Outside of specification

\*\* - This limit was used in the evaluation of the final result for the blank

- (1) The result for one or both determinations was less than five times the LOQ.
- (2) The unspiked result was more than four times the spike added.

CHAIN OF CUSTODY FORM

Chevron Environmental Management Company ■ 6111 Bollinger Canyon Rd. ■ San Ramon, CA 94583 COC 1 of 1

Chevron Site Number: 9-0121  
 Chevron Site Global ID: T0600100328  
 Chevron Site Address: 3026 Lakeshore Ave., Oakland, CA  
 Chevron PM: Brian Waite  
 Chevron PM Phone No.: (925)790-6486  
 Retail and Terminal Business Unit (RTBU) Job  
 Construction/Retail Job

Chevron Consultant: STANTEC CRA MM4/7/14  
 Address: 2300 Clayton Rd., Suite 920, Concord, CA  
 Consultant Contact: Nathan Lee  
 Consultant Phone No. 925-849-1003  
 Consultant Project No. 140328-BW1  
 Sampling Company: Blaine Tech Services  
 Sampled By (Print): Brian Weeks  
 Sampler Signature: [Signature]

**ANALYSES REQUIRED**

<input type="checkbox"/> EPA 8260B/GC/MS TPH-G	<input type="checkbox"/> BIEX	<input checked="" type="checkbox"/> MTBE	<input type="checkbox"/> OXYGENATES	<input type="checkbox"/> HVOC
<input type="checkbox"/> EPA 8015B	<input checked="" type="checkbox"/> GRO	<input checked="" type="checkbox"/> DRO	<input type="checkbox"/> ORO	<input type="checkbox"/> HC SCREEN
<input type="checkbox"/> EPA 8021B	<input type="checkbox"/> BTEX	<input type="checkbox"/> MTBE	<input type="checkbox"/>	<input type="checkbox"/>
<input type="checkbox"/> EPA 6010	<input type="checkbox"/>	<input type="checkbox"/>	<input type="checkbox"/>	<input type="checkbox"/>
<input type="checkbox"/> EPA 6010/7000	<input type="checkbox"/>	<input type="checkbox"/>	<input type="checkbox"/>	<input type="checkbox"/>
<input type="checkbox"/> EPA 150.1	<input type="checkbox"/>	<input type="checkbox"/>	<input type="checkbox"/>	<input type="checkbox"/>
<input type="checkbox"/> SM2510B	<input type="checkbox"/>	<input type="checkbox"/>	<input type="checkbox"/>	<input type="checkbox"/>
<input type="checkbox"/> EPA 418.1	<input type="checkbox"/>	<input type="checkbox"/>	<input type="checkbox"/>	<input type="checkbox"/>
<input type="checkbox"/> EPA 8260	<input type="checkbox"/>	<input type="checkbox"/>	<input type="checkbox"/>	<input type="checkbox"/>
<input type="checkbox"/> EPA 8015	<input type="checkbox"/>	<input type="checkbox"/>	<input type="checkbox"/>	<input type="checkbox"/>

Preservation Codes  
 H = HCL T = Thiosulfate  
 N = HNO<sub>3</sub> B = NaOH  
 S = H<sub>2</sub>SO<sub>4</sub> O = Other  
10991  
1463587  
7415195-204

Special Instructions  
 Must meet 5.0 PPB detection limit by 8260

Charge Code: **NWRTB-0098247-0-OML**  
 NWRTB 00SITE NUMBER-0- WBS  
**(WBS ELEMENTS:**  
 SITE ASSESSMENT: **A1L** REMEDIATION IMPLEMENTATION: **R5L**  
 SITE MONITORING: **OML** OPERATION MAINTENANCE & MONITORING: **M1L**

**THIS IS A LEGAL DOCUMENT. ALL FIELDS MUST BE FILLED OUT CORRECTLY AND COMPLETELY.**

**Lancaster Laboratories**  
 Lancaster, PA  
 Lab Contact: Nicole Majovec  
 2425 New Holland Pike,  
 Lancaster, PA 17601  
 Phone No:  
 (717)656-2300

Other Lab

Temp. Blank	Check
Time	Temp.
<u>0800</u>	<u>10C</u>
<u>1000</u>	<u>10C</u>
<u>1200</u>	<u>10C</u>
<u>1400</u>	<u>10C</u>
<u>1600</u>	<u>10C</u>

SAMPLE ID				Sample Time	# of Containers	Container Type	ANALYSES REQUIRED											Notes/Comments																			
Field Point Name	Matrix	Top Depth	Date (yyymmdd)				EPA 8260B/GC/MS TPH-G	BIEX	MTBE	OXYGENATES	HVOC	EPA 8015B	GRO	DRO	ORO	HC SCREEN	EPA 8021B		BTEX	MTBE	EPA 6010	Ca, Fe, K, Mg, Mn, Na	EPA 6010/7000	TITLE 22 METALS	TTLIC	STLC	EPA 150.1	PH	SM2510B	SPECIFIC CONDUCTIVITY	EPA 418.1	TRPH	EPA 8260	ETHANOL	EPA 8015	TPH-D	
MW-1	WG		140328	0930	8	MIX	X	X																													
MW-2A				1040	8		X	X																													
MW-3A				0750	8		X	X																													
MW-4A				1100	8		X	X																													
MW-5				0720	8		X	X																													
MW-6				0900	8		X	X																													
MW-8				0820	8		X	X																													
MW-9				1000	8		X	X																													
Sump Sample				1020	8		X	X																													
QA				0610	2	VOA	X																														

Relinquished By: <u>[Signature]</u> Company: <u>BTS</u> Date/Time: <u>3/28/14 @ 1710</u>	Relinquished To: <u>[Signature]</u> Company: <u>Sample Custodian</u> Date/Time: <u>3/28/14 @ 1710</u>	Turnaround Time: Standard <input checked="" type="checkbox"/> 24 Hours <input type="checkbox"/> 48 hours <input type="checkbox"/> 72 Hours <input type="checkbox"/> Other <input type="checkbox"/>
Relinquished By: <u>[Signature]</u> Company: <u>Sample Custodian</u> Date/Time: <u>3/31/14 1310</u>	Relinquished To: <u>[Signature]</u> Company: <u>LLI</u> Date/Time: <u>3/31/14 1310</u>	Sample Integrity: (Check by lab on arrival)
Relinquished By: <u>[Signature]</u> Company: <u>LLI</u> Date/Time: <u>3/31/14 1600</u>	Relinquished To: <u>[Signature]</u> Company: <u>UPS</u> Date/Time: <u></u>	Intact: <input checked="" type="checkbox"/> On Ice: <input checked="" type="checkbox"/> Temp: <u>0.3-1.3</u> COC # <u></u>

Brian Weeks Brian Weeks ELLE 4.1.14  
920

# Explanation of Symbols and Abbreviations

The following defines common symbols and abbreviations used in reporting technical data:

<b>RL</b>	Reporting Limit	<b>BMQL</b>	Below Minimum Quantitation Level
<b>N.D.</b>	none detected	<b>MPN</b>	Most Probable Number
<b>TNTC</b>	Too Numerous To Count	<b>CP Units</b>	cobalt-chloroplatinate units
<b>IU</b>	International Units	<b>NTU</b>	nephelometric turbidity units
<b>umhos/cm</b>	micromhos/cm	<b>ng</b>	nanogram(s)
<b>C</b>	degrees Celsius	<b>F</b>	degrees Fahrenheit
<b>meq</b>	milliequivalents	<b>lb.</b>	pound(s)
<b>g</b>	gram(s)	<b>kg</b>	kilogram(s)
<b>µg</b>	microgram(s)	<b>mg</b>	milligram(s)
<b>mL</b>	milliliter(s)	<b>L</b>	liter(s)
<b>m<sup>3</sup></b>	cubic meter(s)	<b>µL</b>	microliter(s)
		<b>pg/L</b>	picogram/liter

< less than - The number following the sign is the limit of quantitation, the smallest amount of analyte which can be reliably determined using this specific test.

> greater than

**ppm** parts per million - One ppm is equivalent to one milligram per kilogram (mg/kg), or one gram per million grams. For aqueous liquids, ppm is usually taken to be equivalent to milligrams per liter (mg/l), because one liter of water has a weight very close to a kilogram. For gases or vapors, one ppm is equivalent to one microliter per liter of gas.

**ppb** parts per billion

**Dry weight basis** Results printed under this heading have been adjusted for moisture content. This increases the analyte weight concentration to approximate the value present in a similar sample without moisture. All other results are reported on an as-received basis.

*Data Qualifiers:*

**C** – result confirmed by reanalysis.

**J** - estimated value – The result is  $\geq$  the Method Detection Limit (MDL) and  $<$  the Limit of Quantitation (LOQ).

*U.S. EPA CLP Data Qualifiers:*

**Organic Qualifiers**

- A** TIC is a possible aldol-condensation product
- B** Analyte was also detected in the blank
- C** Pesticide result confirmed by GC/MS
- D** Compound quantitated on a diluted sample
- E** Concentration exceeds the calibration range of the instrument
- N** Presumptive evidence of a compound (TICs only)
- P** Concentration difference between primary and confirmation columns  $>25\%$
- U** Compound was not detected
- X,Y,Z** Defined in case narrative

**Inorganic Qualifiers**

- B** Value is  $<$ CRDL, but  $\geq$ IDL
- E** Estimated due to interference
- M** Duplicate injection precision not met
- N** Spike sample not within control limits
- S** Method of standard additions (MSA) used for calculation
- U** Compound was not detected
- W** Post digestion spike out of control limits
- \*** Duplicate analysis not within control limits
- +** Correlation coefficient for MSA  $<0.995$

**Analytical test results meet all requirements of NELAC unless otherwise noted under the individual analysis.**

Measurement uncertainty values, as applicable, are available upon request.

Tests results relate only to the sample tested. Clients should be aware that a critical step in a chemical or microbiological analysis is the collection of the sample. Unless the sample analyzed is truly representative of the bulk of material involved, the test results will be meaningless. If you have questions regarding the proper techniques of collecting samples, please contact us. We cannot be held responsible for sample integrity, however, unless sampling has been performed by a member of our staff. This report shall not be reproduced except in full, without the written approval of the laboratory.

Times are local to the area of activity. Parameters listed in the 40 CFR part 136 Table II as “analyze immediately” are not performed within 15 minutes.

**WARRANTY AND LIMITS OF LIABILITY** - In accepting analytical work, we warrant the accuracy of test results for the sample as submitted. THE FOREGOING EXPRESS WARRANTY IS EXCLUSIVE AND IS GIVEN IN LIEU OF ALL OTHER WARRANTIES, EXPRESSED OR IMPLIED. WE DISCLAIM ANY OTHER WARRANTIES, EXPRESSED OR IMPLIED, INCLUDING A WARRANTY OF FITNESS FOR PARTICULAR PURPOSE AND WARRANTY OF MERCHANTABILITY. IN NO EVENT SHALL EUROFINS LANCASTER LABORATORIES ENVIRONMENTAL, LLC BE LIABLE FOR INDIRECT, SPECIAL, CONSEQUENTIAL, OR INCIDENTAL DAMAGES INCLUDING, BUT NOT LIMITED TO, DAMAGES FOR LOSS OF PROFIT OR GOODWILL REGARDLESS OF (A) THE NEGLIGENCE (EITHER SOLE OR CONCURRENT) OF EUROFINS LANCASTER LABORATORIES ENVIRONMENTAL AND (B) WHETHER EUROFINS LANCASTER LABORATORIES ENVIRONMENTAL HAS BEEN INFORMED OF THE POSSIBILITY OF SUCH DAMAGES. We accept no legal responsibility for the purposes for which the client uses the test results. No purchase order or other order for work shall be accepted by Eurofins Lancaster Laboratories Environmental which includes any conditions that vary from the Standard Terms and Conditions, and Eurofins Lancaster Laboratories Environmental hereby objects to any conflicting terms contained in any acceptance or order submitted by client.

ATTACHMENT C

REGULATORY CORRESPONDENCE

**From:** [Detterman, Mark, Env. Health](#)  
**To:** [Fischer, Alexis N](#)  
**Cc:** [Roe, Dilan, Env. Health](#); [Lee, Nathan](#)  
**Subject:** Chevron 90121 (RO284) Extension Approval  
**Date:** Friday, April 25, 2014 12:09:59 PM

---

Alexis,

Based on the meeting of April 24, 2014, ACEH is in agreement that the data gap work plan and SCM previously requested to be submitted by July 3, 2014, should incorporate data and recommendations based on a second round of vapor sampling at the subject site and associated downgradient structures. ACEH has extended the submittal date to August 29, 2014. Existing protocols will be employed, and will incorporate relevant sampling protocol comments (helium concentrations) contained in the April 4, 2014 directive letter.

*Mark Detterman  
Senior Hazardous Materials Specialist, PG, CEG  
Alameda County Environmental Health  
1131 Harbor Bay Parkway  
Alameda, CA 94502  
Direct: 510.567.6876  
Fax: 510.337.9335  
Email: [mark.detterman@acgov.org](mailto:mark.detterman@acgov.org)*

*PDF copies of case files can be downloaded at:*

*<http://www.acgov.org/aceh/lop/ust.htm>*