



**RECEIVED**

9:07 am, Jun 05, 2012

Alameda County  
Environmental Health

**Catalina Espino  
Devine**  
Project Manager  
Marketing Business Unit

**Chevron Environmental  
Management Company**  
6101 Bollinger Canyon Road  
San Ramon, CA 94583  
Tel (925) 790-3949  
espino@chevron.com

Alameda County Health Care Services  
1131 Harbor Bay Parkway, Suite 250  
Alameda, CA 94502-6577

Re: Chevron Service Station No. 9-0121  
3026 Lakeshore Avenue  
Oakland, CA


I have reviewed the attached report dated May 25, 2012.

I agree with the conclusions and recommendations presented in the referenced report. The information in this report is accurate to the best of my knowledge and all local Agency/Regional Board guidelines have been followed. This report was prepared by Conestoga-Rovers & Associates, upon whose assistance and advice I have relied.

This letter is submitted pursuant to the requirements of California Water Code Section 13267(b)(1) and the regulating implementation entitled Appendix A pertaining thereto.

I declare under penalty of perjury that the foregoing is true and correct to the best of my knowledge.

Sincerely,

  
Catalina Espino Devine  
Project Manager

Attachment: Report



**CONESTOGA-ROVERS  
& ASSOCIATES**

5900 Hollis Street, Suite A  
Emeryville, California 94608  
Telephone: (510) 420-0700 Fax: (510) 420-9170  
<http://www.craworld.com>

May 25, 2012

Reference No. 311973

Mr. Mark Detterman  
Alameda County Environmental Health  
1131 Harbor Bay Parkway, Suite 250  
Alameda, California 94502-6577

Re: First Semi-Annual 2012  
Groundwater Monitoring and Sampling Report  
Former Chevron Service Station 90121  
3026 Lakeshore Avenue  
Oakland, California  
Fuel Leak Case No. RO0000284

---

Dear Mr. Detterman:

Conestoga-Rovers & Associates (CRA) is submitting this *First Semi-Annual 2012 Groundwater Monitoring and Sampling Report* for the site referenced above (Figure 1) on behalf of Chevron Environmental Management Company. Groundwater monitoring and sampling was performed by Blaine Tech Services (BTS) of San Jose, California. BTS's *First Quarter 2012* monitoring and sampling data package is included as Attachment A. Current and historical groundwater monitoring and sampling data are presented in Table 1. Lancaster Laboratories' April 13, 2012 *Analytical Results* is included as Attachment B.

### **RESULTS OF FIRST SEMI-ANNUAL 2012 EVENT**

On March 30, 2012, Blaine Tech monitored and sampled the site wells per the established schedule.

Results of the current monitoring event indicate the following:

- Groundwater Flow Direction Southwest
- Hydraulic Gradient 0.05
- Approximate Depth to Water 2 to 11 feet below grade

---

Equal  
Employment Opportunity  
Employer

---



Results of the current sampling event are presented below in Table A:

TABLE A: GROUNDWATER ANALYTICAL DATA								
Well ID	TPH <sub>mo</sub> (µg/L)	TPH <sub>d</sub> (µg/L)	TPH <sub>g</sub> (µg/L)	Benzene (µg/L)	Toluene (µg/L)	Ethylbenzene (µg/L)	Total Xylenes (µg/L)	MTBE (µg/L)
ESLs	100	100	100	1.0	40	30	20	5
MW-1	<38	<50	100	<0.5	<0.5	<0.5	<0.5	4
MW-2A	<38	82 J	360	<0.5	<0.5	<0.5	2	200
MW-3A	<38	<50	<50	<0.5	<0.5	<0.5	<0.5	<0.5
MW-4A	<38	430	1,300	5	2	2	3	130
MW-5	48 J	<50	<50	<0.5	<0.5	<0.5	<0.5	1 J
MW-6	<38	<50	<50	<5	<5	<5	<5	<5
MW-8	<38	<50	<50	<0.5	<0.5	<0.5	<0.5	1
MW-9	310	790	1,200	0.5 J	3	1 J	0.9 J	19
Sump	39 J	580	1,600	1	3	2	2	21
µg/L Micrograms per liter J Estimated Value <x Indicates constituent was not detected at or above laboratory reporting limit ESL Screening for Environmental Concerns at Sites with Contaminated Soil and Groundwater, Prepared by California Regional Water Quality Control Board San Francisco Bay Region, Interim Final - November 2007, (Revised May 2008), Table F-1a-Groundwater Screening Levels-Current or Potential Drinking Water Resource.								

## CONCLUSIONS AND RECOMMENDATIONS

The results of ongoing groundwater monitoring and sampling at the site indicate the following:

- Dissolved hydrocarbon concentrations are within historical ranges, seasonal fluctuations, and are stable or decreasing

CRA recommends continuing semi-annual monitoring and sampling to verify decreasing concentration trends over time.

## ANTICIPATED FUTURE ACTIVITIES

### *Groundwater Monitoring*

Blaine Tech will monitor and sample site wells per the established schedule. CRA will submit a groundwater monitoring and sampling report.



**CONESTOGA-ROVERS  
& ASSOCIATES**

May 25, 2012

Reference No. 311973

- 3 -

Please contact Nathan Lee at (510) 420-3333 if you have any questions or require additional information.

Sincerely,

CONESTOGA-ROVERS & ASSOCIATES



Nathan Lee, PG 8486

NL/cw/14  
Encl.

Figure 1	Vicinity Map
Figure 2	Groundwater Elevation Contour Map
Table 1	Groundwater Monitoring and Sampling Data
Attachment A	Monitoring Data Package
Attachment B	Laboratory Analytical Report

cc: Catalina Espino Devine, Chevron (*electronic copy*)  
Diocese of Oakland  
Michael E. Delehunt Foley & Lardner LLP  
William Spencer, FWS Highland LLC

## FIGURES

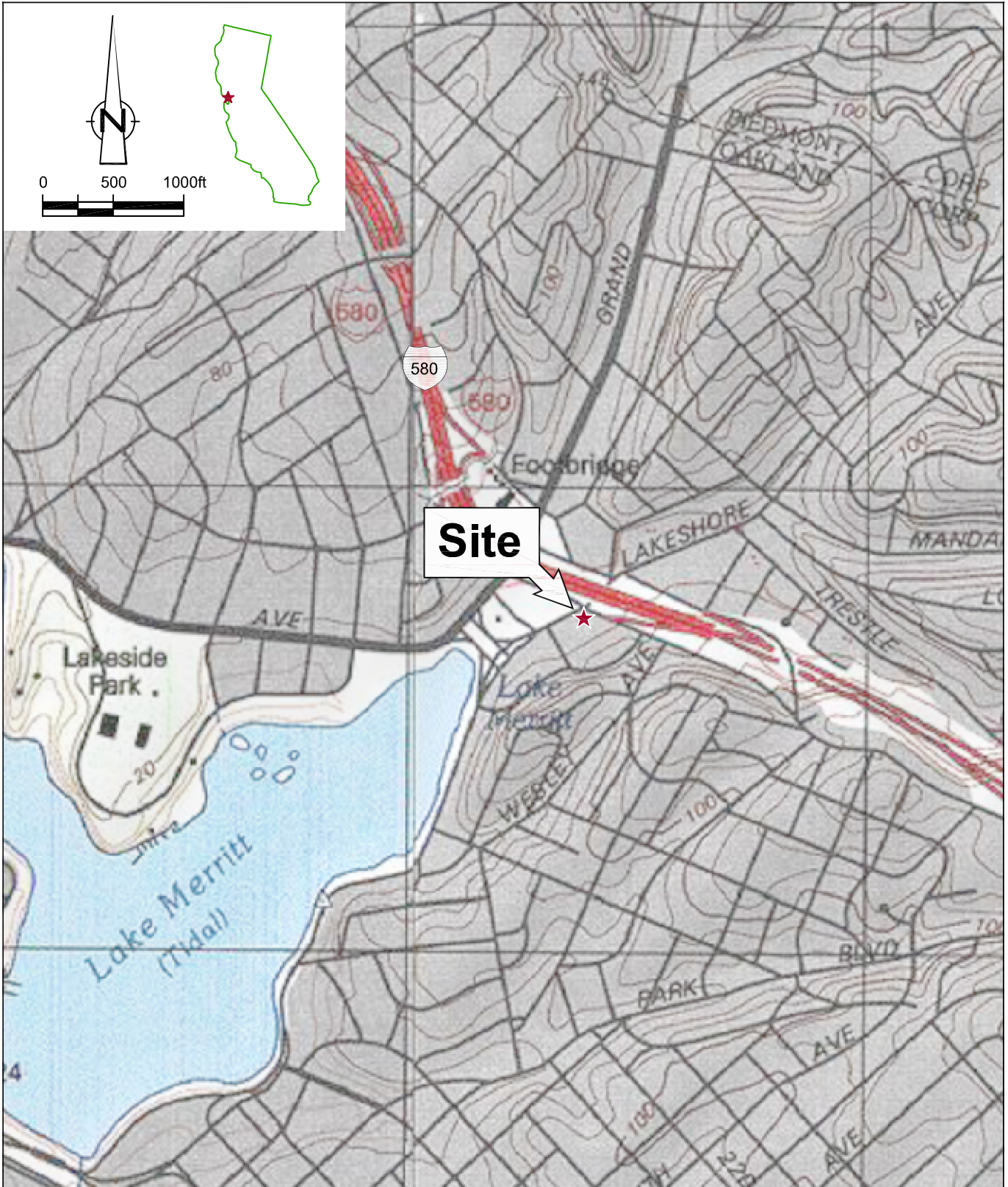


Figure 1  
 VICINITY MAP  
 FORMER CHEVRON SERVICE STATION 90121  
 3026 LAKESHORE AVENUE  
 Oakland, California





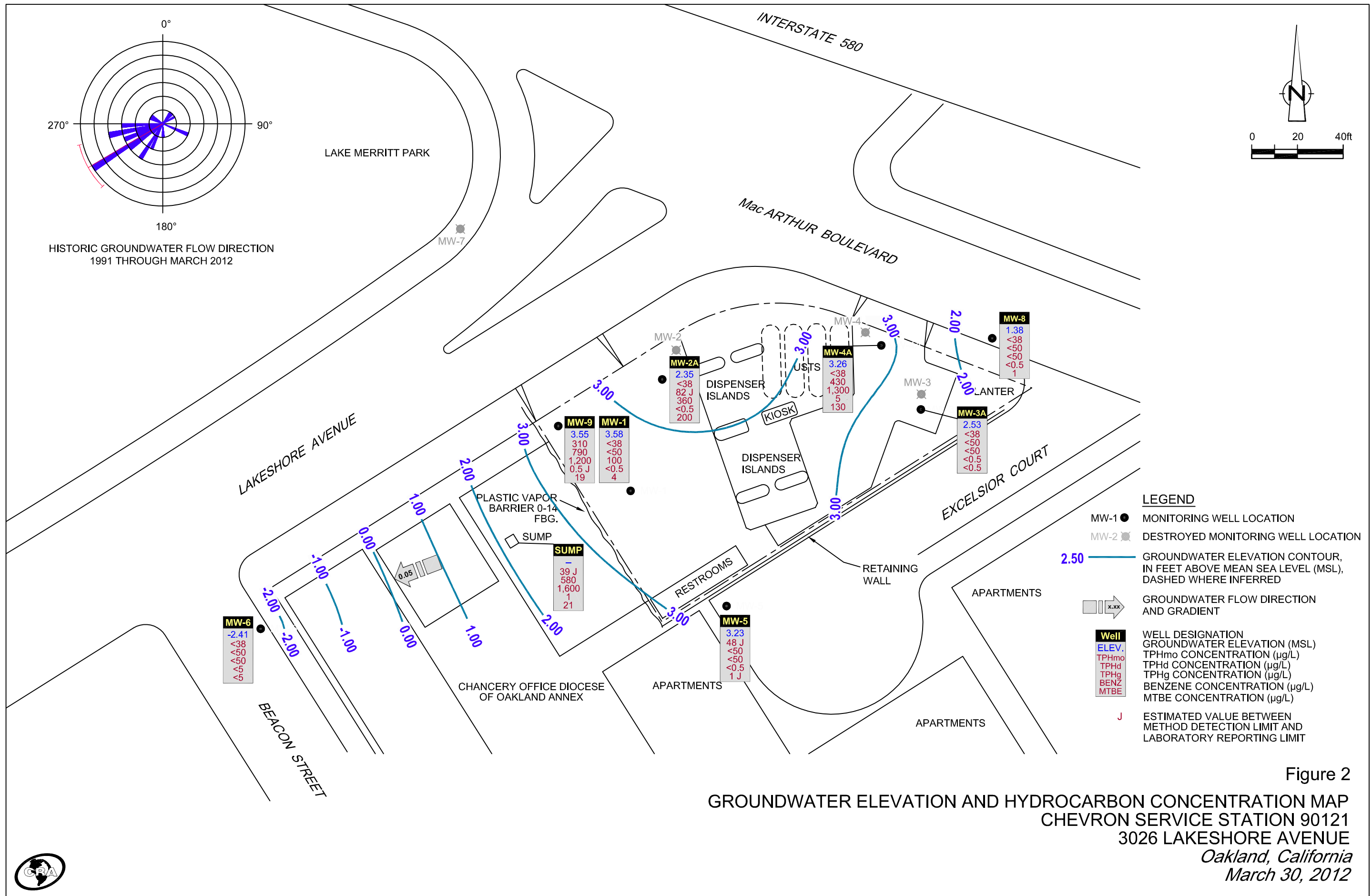


Figure 2  
 GROUNDWATER ELEVATION AND HYDROCARBON CONCENTRATION MAP  
 CHEVRON SERVICE STATION 90121  
 3026 LAKESHORE AVENUE  
 Oakland, California  
 March 30, 2012



## TABLE



TABLE 1

GROUNDWATER MONITORING AND SAMPLING DATA  
 CHEVRON SERVICE STATION 90121  
 3026 LAKESHORE AVENUE  
 OAKLAND, CALIFORNIA

Location	Date	TOC	DTW	GWE	LNAPLT	LNAPL REMOVED	HYDROCARBONS					PRIMARY VOCS					ADDITIONAL VOCS	GENERAL CHEMISTRY					
							Motor Oil	Motor Oil w/ Si Gel	TPH-DRO	TPH-DRO w/ Si Gel	TPH-GRO	B	T	E	X	MTBE by SW8260		Ethanol	Ferrous Iron	Nitrate	Total Alkalinity	Sulfate	Total Dissolved Solids
	Units	ft	ft	ft-amsl	ft	gal	µg/L	µg/L	µg/L	µg/L	µg/L	µg/L	µg/L	µg/L	µg/L	µg/L	µg/L	µg/L	µg/L	µg/L	µg/L	µg/L	µg/L
MW-1	08/20/1991	6.82	5.20	1.62	0.00	0.00	-	-	260	-	5,100	1,700	21	220	34	-	-	-	-	-	-	-	-
MW-1	09/30/1991	6.82	5.67	1.15	Sheen	0.00	-	-	-	-	-	-	-	-	-	-	-	-	-	-	-	-	-
MW-1	10/28/1991	6.82	5.30	1.50	0.03	0.00	-	-	-	-	-	-	-	-	-	-	-	-	-	-	-	-	-
MW-1	01/08/1992	6.82	5.15	1.67	Sheen	0.00	-	-	4,400	-	5,400	770	13	95	31	-	-	-	-	-	-	-	-
MW-1	01/13/1992	6.82	-	-	0.00	0.00	-	-	-	-	-	-	-	-	-	-	-	-	-	-	-	-	-
MW-1	06/23/1992	6.89	5.41	1.48	0.00	0.00	-	-	2,000	-	7,700	1,500	40	230	100	-	-	-	-	-	-	-	-
MW-1	08/24/1992	6.89	5.77	1.12	0.00	0.00	-	-	-	-	-	-	-	-	-	-	-	-	-	-	-	-	-
MW-1	09/21/1992	6.89	5.89	1.00	0.00	0.00	-	-	<50	-	3,500	1,700	28	190	78	-	-	-	-	-	-	-	-
MW-1	10/26/1992	6.89	5.94	0.95	0.00	0.00	-	-	-	-	-	-	-	-	-	-	-	-	-	-	-	-	-
MW-1	12/23/1992	6.89	4.71	2.18	0.00	0.00	-	-	5,500	-	60,000	7,100	240	2,000	1,300	-	-	-	-	-	-	-	-
MW-1	01/08/1993	6.89	-	-	0.00	0.00	-	-	-	-	-	-	-	-	-	-	-	-	-	-	-	-	-
MW-1	03/25/1993	6.89	4.72	2.17	0.00	0.00	-	-	<10	-	530	1,100	41	67	79	-	-	-	-	-	-	-	-
MW-1	06/11/1993	6.89	5.07	5.37	0.00	0.00	-	-	-	-	7,000	1,900	33	120	69	9,600	-	-	-	-	-	-	840
MW-1	09/29/1993	6.89	5.76	1.13	0.00	0.00	-	-	<10	-	6,600	1,600	28	43	74	-	-	-	-	-	-	-	-
MW-1	12/20/1993	6.89	5.15	1.74	0.00	0.00	-	-	<10	-	6,300	1,900	36	82	65	-	-	-	-	-	-	-	-
MW-1	03/07/1994	6.89	4.68	2.21	0.00	0.00	-	-	<10	-	7,700	1,100	55	66	38	12,000	-	-	-	-	-	-	-
MW-1	06/17/1994	6.89	5.06	1.83	0.00	0.00	-	-	2,200	-	4,300	710	12	90	38	-	-	-	-	-	-	-	-
MW-1	09/12/1994	6.89	5.65	1.24	0.00	0.00	-	-	2,500	-	6,400	1,500	<25	180	<25	12,000	-	-	-	-	-	-	-
MW-1	11/30/1994	6.89	4.57	2.32	0.00	0.00	-	-	2,300 <sup>1</sup>	-	4,900	690	26	97	60	3,900	-	-	-	-	-	-	-
MW-1	03/24/1995	6.89	2.98	3.91	0.00	0.00	-	-	1,400 <sup>2</sup>	-	1,800	160	7.3	11	14	1,300	-	-	-	-	-	-	-
MW-1	06/27/1995	6.89	5.02	1.87	0.00	0.00	-	-	2,300 <sup>2</sup>	-	4,600	1,300	11	97	13	5,100	-	-	-	-	-	-	-
MW-1	09/28/1995	6.89	5.30	1.59	0.00	0.00	-	-	3,900 <sup>2</sup>	-	6,600	1,500	<20	<20	<20	5,800	-	-	-	-	-	-	-
MW-1	12/19/1995	6.89	4.68	2.21	0.00	0.00	-	-	2,600 <sup>2</sup>	-	3,800	930	<10	100	<10	6,300	-	-	-	-	-	-	-
MW-1	02/28/1996	6.89	3.62	3.27	0.00	0.00	-	-	1,800 <sup>2</sup>	-	3,600	280	<5.0	18	5.5	2,200	-	-	-	-	-	-	-
MW-1	06/25/1996	6.89	5.02	1.87	0.00	0.00	-	-	3,000	-	4,700	1,600	36	150	31	3,000	-	-	-	-	-	-	-
MW-1	12/17/1996	6.89	4.66	2.23	0.00	0.00	-	-	2,700 <sup>3</sup>	-	7,800	1,000	28	340	63	1,200	-	-	-	-	-	-	-
MW-1	03/31/1997	6.89	4.88	2.01	0.00	0.00	-	-	2,200 <sup>2</sup>	-	5,300	590	55	210	53	950	-	-	-	-	-	-	-

TABLE 1

GROUNDWATER MONITORING AND SAMPLING DATA  
 CHEVRON SERVICE STATION 90121  
 3026 LAKESHORE AVENUE  
 OAKLAND, CALIFORNIA

Location	Date	TOC	DTW	GWE	LNAPLT	LNAPL REMOVED	HYDROCARBONS					PRIMARY VOCS					ADDITIONAL VOCS	GENERAL CHEMISTRY						
							Motor Oil	Motor Oil w/ Si Gel	TPH-DRO	TPH-DRO w/ Si Gel	TPH-GRO	B	T	E	X	MTBE by SW8260		Ethanol	Ferrous Iron	Nitrate	Total Alkalinity	Sulfate	Total Dissolved Solids	
	Units	ft	ft	ft-amsl	ft	gal	µg/L	µg/L	µg/L	µg/L	µg/L	µg/L	µg/L	µg/L	µg/L	µg/L	µg/L	µg/L	µg/L	µg/L	µg/L	µg/L	µg/L	µg/L
MW-1	06/30/1997	6.89	5.57	1.32	0.00	0.00	-	-	2,200 <sup>2</sup>	-	4,400	350	<10	<10	11	580	-	-	-	-	-	-	-	-
MW-1	09/12/1997	6.89	5.33	1.56	0.00	0.00	-	-	2,300 <sup>2</sup>	-	3,400	220	9.5	15	11	460	-	-	-	-	-	-	-	-
MW-1	12/05/1997	6.89	4.45	2.44	0.00	0.00	-	-	1,900 <sup>2</sup>	-	4,700	870	21	120	18	750	-	-	-	-	-	-	-	-
MW-1	02/16/1998	6.89	3.37	3.52	0.00	0.00	-	-	1,600 <sup>2</sup>	-	4,400	120	12	11	7.7	270	-	-	-	-	-	-	-	-
MW-1	06/17/1998	6.89	4.65	2.24	0.00	0.00	-	-	1,300 <sup>2</sup>	-	7,800	<25	50	34	650	650	-	-	-	-	-	-	-	-
MW-1	08/31/1998	6.89	5.19	1.70	0.00	0.00	-	-	2,400 <sup>2</sup>	-	3,700	620	17	120	31	380	-	-	-	-	-	-	-	-
MW-1	12/28/1998	6.89	4.95	1.94	0.00	0.00	-	-	1,500 <sup>2</sup>	-	3,800	250	14	28	15	330	-	4900	<1,000	390000	<1,000	-	-	-
MW-1	03/04/1999	6.89	3.65	3.24	0.00	0.00	-	-	1,070 <sup>2</sup>	-	1,560	17.9	<0.5	4.17	1.05	70.4	-	-	-	-	-	-	-	-
MW-1	06/14/1999	6.89	5.00	1.89	0.00	0.00	-	-	2,500 <sup>2</sup>	-	<10,000	820	240	320	640	<500	-	-	-	-	-	-	-	-
MW-1	09/17/1999	6.89	6.59	0.30	0.00	0.00	-	-	2,110 <sup>2</sup>	-	3,300	141	12.3	<10	<10	238	-	-	-	-	-	-	-	-
MW-1	12/20/1999	6.89	4.97	1.92	0.00	0.00	-	-	1,840 <sup>2</sup>	-	2,990	218	16.3	20	<10	232	-	-	-	-	-	-	-	-
MW-1	03/20/2000	6.89	3.78	3.11	0.00	0.00	-	-	938 <sup>2</sup>	-	1,340	20	3.07	1.87	1.87	29.1	-	-	-	-	-	-	-	-
MW-1	06/24/2000	6.89	4.44	2.45	0.00	0.00	-	-	1,680 <sup>9</sup>	-	1,500 <sup>7</sup>	12	5.3	<2.5	7.9	190	-	-	-	-	-	-	-	-
MW-1	09/07/2000	6.89	5.15	1.74	0.00	0.00	-	-	1,500 <sup>9</sup>	-	3,100 <sup>7</sup>	190	13	14	<10	210	-	-	-	-	-	-	-	-
MW-1	12/05/2000	6.89	4.73	2.16	0.00	0.00	-	-	970 <sup>13</sup>	-	2,140 <sup>14</sup>	248	<5.00	20.5	<5.00	<25.0	-	-	-	-	-	-	-	-
MW-1	03/01/2001	6.89	3.56	3.33	0.00	0.00	-	-	610 <sup>9</sup>	-	1,000 <sup>7</sup>	21	<10	<10	<10	280	-	-	-	-	-	-	-	-
MW-1	06/04/2001	6.89	4.76	2.13	0.00	0.00	-	-	1,100 <sup>9</sup>	-	2,800 <sup>7</sup>	310	23	11	15	470	-	-	-	-	-	-	-	-
MW-1	09/10/2001	6.89	5.61	1.28	0.00	0.00	-	-	2,600	-	2,500 <sup>16</sup>	<20	26	<20	<20	310	-	-	-	-	-	-	-	-
MW-1	12/03/2001	6.89	3.58	3.31	0.00	0.00	-	-	2,700	-	2,400	30	7.3	7.0	6.5	160	-	-	-	-	-	-	-	-
MW-1	03/04/2002	6.89	4.53	2.36	0.00	0.00	-	-	2,700	-	3,300	120	17	22	9.0	110	-	-	-	-	-	-	-	-
MW-1	05/30/2002	6.89	4.48	2.41	0.00	0.00	-	-	2,700	-	4,100	110	9.3	22	11	100	-	-	-	-	-	-	-	-
MW-1	09/03/2002	6.89	5.47	1.42	0.00	0.00	-	-	2,900	-	3,700	<5.0	7.8	3.2	10	130	-	-	-	-	-	-	-	-
MW-1	12/09/2002	6.89	5.28	1.61	0.00	0.00	-	-	3,000	-	2,900	35	5.1	5.5	8.3	170	-	-	-	-	-	-	-	-
MW-1	03/10/2003	6.89	4.39	2.50	0.00	0.00	-	-	1,600	-	3,000	42	5.0	8.2	8.7	110	-	-	-	-	-	-	-	-
MW-1	06/09/2003 <sup>5,18</sup>	6.89	4.36	2.53	0.00	0.00	-	-	2,000	-	5,200	140	16	20	15	100	-	-	-	-	-	-	-	-
MW-1	09/08/2003 <sup>5,18</sup>	6.89	5.37	1.52	0.00	0.00	-	-	2,100	-	3,500	4	10	2	11	200	<50	-	-	-	-	-	-	-
MW-1	12/08/2003 <sup>5,18</sup>	6.89	4.45	2.44	0.00	0.00	-	-	3,400	-	2,200	8	4	3	8	160	<50	-	-	-	-	-	-	-

TABLE 1

GROUNDWATER MONITORING AND SAMPLING DATA  
 CHEVRON SERVICE STATION 90121  
 3026 LAKESHORE AVENUE  
 OAKLAND, CALIFORNIA

Location	Date	TOC	DTW	GWE	LNAPL	LNAPL REMOVED	HYDROCARBONS					PRIMARY VOCS					ADDITIONAL VOCS	GENERAL CHEMISTRY						
							Motor Oil	Motor Oil w/ Si Gel	TPH-DRO	TPH-DRO w/ Si Gel	TPH-GRO	B	T	E	X	MTBE by SW8260		Ethanol	Ferrous Iron	Nitrate	Total Alkalinity	Sulfate	Total Dissolved Solids	
	Units	ft	ft	ft-amsl	ft	gal	µg/L	µg/L	µg/L	µg/L	µg/L	µg/L	µg/L	µg/L	µg/L	µg/L	µg/L	µg/L	µg/L	µg/L	µg/L	µg/L	µg/L	µg/L
MW-1	03/09/2004 <sup>18,20</sup>	6.89	4.03	2.86	0.00	0.00	-	-	3,300	-	1,500	16	3	5	4	99	<130	-	-	-	-	-	-	-
MW-1	06/17/2004 <sup>18</sup>	6.89	5.48	1.41	0.00	0.00	-	-	2,700	-	3,400	180	13	27	13	160	<50	-	-	-	-	-	-	-
MW-1	09/15/2004 <sup>18</sup>	6.89	7.80	-0.91	0.00	0.00	-	-	2,600	-	1,700	2	1	0.8	5	180	<50	-	-	-	-	-	-	-
MW-1	12/23/2004 <sup>18</sup>	6.89	5.54	1.35	0.00	0.00	-	-	3,000	-	1,800	120	3	5	5	120	<50	-	-	-	-	-	-	-
MW-1	03/24/2005 <sup>18</sup>	6.89	3.40	3.49	0.00	0.00	-	-	950	-	1,100	45	2	5	2	16	<50	-	-	-	-	-	-	-
MW-1	09/16/2005 <sup>18</sup>	6.89	5.79	1.10	0.00	0.00	-	-	2,200	-	3,700	74	9	21	14	150	<50	-	-	-	-	-	-	-
MW-1	12/21/2005 <sup>18</sup>	6.89	3.78	3.11	0.00	0.00	-	-	1,600 <sup>22</sup>	-	1,400	53	2	4	4	62	<50	-	-	-	-	-	-	-
MW-1	03/23/2006 <sup>18</sup>	6.89	3.56	3.33	0.00	0.00	-	-	1,400	-	1,100	3	2	2	3	26	<50	-	-	-	-	-	-	-
MW-1	06/09/2006 <sup>18</sup>	6.89	4.78	2.11	0.00	0.00	-	-	1,300	-	5,200	160	13	42	20	77	<50	-	-	-	-	-	-	-
MW-1	09/05/2006 <sup>18</sup>	6.89	6.00	0.89	0.00	0.00	-	-	1,600	-	2,000	0.8	<0.5	<0.5	0.8	1,500	<50	-	-	-	-	-	-	-
MW-1	12/15/2006 <sup>18</sup>	6.89	4.05	2.84	0.00	0.00	-	-	1,800	-	1,400	3	0.9	1	5	47	<50	-	-	-	-	-	-	-
MW-1	03/01/2007 <sup>18</sup>	6.89	3.93	2.96	0.00	0.00	-	-	1,500	-	1,000	23	3	3	3	16	<50	-	-	-	-	-	-	-
MW-1	06/05/2007 <sup>18</sup>	6.89	4.81	2.08	0.00	0.00	-	-	1,200	-	4,000	90	9	21	12	68	<50	-	-	-	-	-	-	-
MW-1	09/05/2007 <sup>18</sup>	6.89	5.71	1.18	0.00	0.00	-	-	1,800	-	2,000	3	2	1	6	66	<50	-	-	-	-	-	-	-
MW-1	12/05/2007 <sup>18</sup>	6.89	5.02	1.87	0.00	0.00	-	-	1,200	-	2,400	58	6	7	7	97	150	-	-	-	-	-	-	-
MW-1	03/03/2008 <sup>18</sup>	6.89	4.53	2.36	0.00	0.00	-	-	1,400	-	1,500	13	2	2	3	36	<50	-	-	-	-	-	-	-
MW-1	06/02/2008 <sup>18</sup>	6.89	5.77	1.12	0.00	0.00	-	-	1,000	-	1,100	1	1	<0.5	3	59	<50	-	-	-	-	-	-	-
MW-1	09/04/2008 <sup>18</sup>	6.89	6.11	0.78	0.00	0.00	-	-	1,000	-	1,200	0.6	<0.5	<0.5	2	20	<50	-	-	-	-	-	-	-
MW-1	12/04/2008 <sup>18</sup>	6.89	6.11	0.78	0.00	0.00	-	-	2,400	-	810	1	0.8	<0.5	1	91	<50	-	-	-	-	-	-	-
MW-1	02/26/2009 <sup>18</sup>	6.89	4.31	2.58	0.00	0.00	-	-	1,300	-	460	2	2	<0.5	<0.5	39	-	-	-	-	-	-	-	-
MW-1	06/30/2009 <sup>18</sup>	6.89	5.42	1.47	0.00	0.00	-	-	1,700	-	2,900	14	4	3	6	70	<50	-	-	-	-	-	-	-
MW-1	09/29/2009 <sup>18</sup>	6.89	5.81	1.08	0.00	0.00	-	-	1,600	-	1,000	<0.5	<0.5	<0.5	1	37	<50	-	-	-	-	-	-	-
MW-1	03/10/2010 <sup>18</sup>	6.89	3.80	3.09	0.00	0.00	-	-	570	-	450	0.9 J	<0.5	<0.5	<0.5	18	<50	-	-	-	-	-	-	-
MW-1	09/15/2010	6.89	6.42	0.47	0.00	0.00	-	-	1,400	-	1,600	<0.5	0.6 J	<0.5	3	25	<50	-	-	-	-	-	-	-
MW-1	03/14/2011	6.89	4.05	2.84	0.00	0.00	94 J	-	56 J	-	220	<0.5	<0.5	<0.5	<0.5	10	<50	-	-	-	-	-	-	-
MW-1	09/26/2011	6.89	6.42	0.47	0.00	0.00	-	160	-	200	260	<0.5	<0.5	<0.5	<0.5	11	<50	-	-	-	-	-	-	-
MW-1	03/30/2012	6.89	3.31	3.58	0.00	0.00	-	<38	-	<50	100	<0.5	<0.5	<0.5	<0.5	4	<50	-	-	-	-	-	-	-

TABLE 1

GROUNDWATER MONITORING AND SAMPLING DATA  
 CHEVRON SERVICE STATION 90121  
 3026 LAKESHORE AVENUE  
 OAKLAND, CALIFORNIA

Location	Date	TOC	DTW	GWE	LNAPLT	LNAPL REMOVED	HYDROCARBONS					PRIMARY VOCS				ADDITIONAL VOCS	GENERAL CHEMISTRY						
							Motor Oil	Motor Oil w/ Si Gel	TPH-DRO	TPH-DRO w/ Si Gel	TPH-GRO	B	T	E	X		MTBE by SW8260	Ethanol	Ferrous Iron	Nitrate	Total Alkalinity	Sulfate	Total Dissolved Solids
	Units	ft	ft	ft-amsl	ft	gal	µg/L	µg/L	µg/L	µg/L	µg/L	µg/L	µg/L	µg/L	µg/L	µg/L	µg/L	µg/L	µg/L	µg/L	µg/L	µg/L	µg/L
MW-2	08/20/1991	6.27	4.35	1.92	0.00	0.00	-	-	600	-	9,300	3,700	55	530	75	-	-	-	-	-	-	-	-
MW-2	09/30/1991	6.27	4.99	1.28	0.00	0.00	-	-	-	-	3,500	2,600	47	440	68	-	-	-	-	-	-	-	-
MW-2	10/28/1991	6.27	4.91	1.36	0.00	0.00	-	-	-	-	4,600	1,800	29	290	53	-	-	-	-	-	-	-	-
MW-2	01/08/1992	6.27	4.64	1.63	Sheen	0.00	-	-	-	-	14,000	4,300	70	<25	130	-	-	-	-	-	-	-	-
MW-2	01/13/1992	6.27	-	-	0.00	0.00	-	-	38,000	-	-	-	-	-	-	-	-	-	-	-	-	-	-
MW-2	06/23/1992	6.27	4.64	1.63	0.02	0.00	-	-	-	-	-	-	-	-	-	-	-	-	-	-	-	-	-
MW-2	08/24/1992	6.27	4.94	1.34	0.02	0.00	-	-	-	-	-	-	-	-	-	-	-	-	-	-	-	-	-
MW-2	09/21/1992	6.27	5.08	1.20	0.01	0.00	-	-	-	-	-	-	-	-	-	-	-	-	-	-	-	-	-
MW-2	10/26/1992	6.27	5.93	0.34	0.00	0.00	-	-	-	-	-	-	-	-	-	-	-	-	-	-	-	-	-
MW-2	12/23/1992	6.27	-	-	0.00	0.00	-	-	160,000	-	21,000	5,400	59	1,300	160	-	-	-	-	-	-	-	-
MW-2	01/08/1993	6.27	3.70	2.57	0.00	0.00	-	-	-	-	-	-	-	-	-	-	-	-	-	-	-	-	-
MW-2	03/25/1993	6.27	3.38	2.89	Sheen	0.00	-	-	-	-	-	-	-	-	-	-	-	-	-	-	-	-	-
MW-2	06/11/1993	6.27	4.18	2.09	0.00	0.00	-	-	-	-	5,900	1,100	23	240	51	-	-	-	-	-	-	-	2,300
MW-2	09/29/1993	6.27	6.20	0.07	0.00	0.00	-	-	-	-	-	-	-	-	-	-	-	-	-	-	-	-	-
MW-2	12/20/1993	6.27	4.35	1.94	0.02	0.00	-	-	-	-	-	-	-	-	-	-	-	-	-	-	-	-	-
MW-2	03/07/1994	6.27	3.67	2.60	0.00	0.00	-	-	<10	-	26,000	5,700	170	1,000	150	-	-	-	-	-	-	-	-
MW-2	06/17/1994	6.27	4.02	2.25	Sheen	0.00	-	-	-	-	-	-	-	-	-	-	-	-	-	-	-	-	-
MW-2	09/12/1994	6.27	4.83	1.45	0.01	0.00	-	-	-	-	-	-	-	-	-	-	-	-	-	-	-	-	-
MW-2	11/30/1994 <sup>26</sup>	6.27	4.00	2.27	0.00	0.00	-	-	-	-	-	-	-	-	-	-	-	-	-	-	-	-	-
MW-2	03/24/1995	6.27	4.01	2.73	0.59	0.00	-	-	-	-	-	-	-	-	-	-	-	-	-	-	-	-	-
MW-2	06/27/1995	6.27	4.96	1.71	0.50	0.013	-	-	-	-	-	-	-	-	-	-	-	-	-	-	-	-	-
MW-2	09/28/1995	6.27	4.25	2.62	0.75	0.013	-	-	-	-	-	-	-	-	-	-	-	-	-	-	-	-	-
MW-2	12/19/1995	6.27	4.76	1.99	0.60	0.010	-	-	-	-	-	-	-	-	-	-	-	-	-	-	-	-	-
MW-2	02/28/1996	6.27	4.58	1.99	0.38	0.008	-	-	-	-	-	-	-	-	-	-	-	-	-	-	-	-	-
MW-2	06/25/1996	6.27	4.29	2.36	0.47	0.030	-	-	-	-	-	-	-	-	-	-	-	-	-	-	-	-	-
MW-2	12/17/1996	6.27	4.16	2.22	0.14	0.00	-	-	-	-	-	-	-	-	-	-	-	-	-	-	-	-	-

TABLE 1

GROUNDWATER MONITORING AND SAMPLING DATA  
 CHEVRON SERVICE STATION 90121  
 3026 LAKESHORE AVENUE  
 OAKLAND, CALIFORNIA

Location	Date	TOC	DTW	GWE	LNAPLT	LNAPL REMOVED	HYDROCARBONS					PRIMARY VOCS				ADDITIONAL VOCS	GENERAL CHEMISTRY						
							Motor Oil	Motor Oil w/ Si Gel	TPH-DRO	TPH-DRO w/ Si Gel	TPH-GRO	B	T	E	X		MTBE by SW8260	Ethanol	Ferrous Iron	Nitrate	Total Alkalinity	Sulfate	Total Dissolved Solids
	Units	ft	ft	ft-amsl	ft	gal	µg/L	µg/L	µg/L	µg/L	µg/L	µg/L	µg/L	µg/L	µg/L	µg/L	µg/L	µg/L	µg/L	µg/L	µg/L	µg/L	µg/L
MW-2	03/31/1997	6.27	4.07	2.34	0.18	0.030	-	-	-	-	-	-	-	-	-	-	-	-	-	-	-	-	-
MW-2	06/30/1997	6.27	4.32	2.06	0.14	0.030	-	-	-	-	-	-	-	-	-	-	-	-	-	-	-	-	-
MW-2	09/12/1997	6.27	4.38	2.00	0.14	0.00	-	-	-	-	-	-	-	-	-	-	-	-	-	-	-	-	-
MW-2	12/05/1997	6.27	3.78	2.51	0.02	0.00	-	-	-	-	-	-	-	-	-	-	-	-	-	-	-	-	-
MW-2	02/16/1998	6.27	3.29	3.08	0.12	0.007	-	-	-	-	-	-	-	-	-	-	-	-	-	-	-	-	-
MW-2	06/17/1998	6.27	4.00	2.35	0.10	0.010	-	-	-	-	-	-	-	-	-	-	-	-	-	-	-	-	-
MW-2	08/31/1998	6.27	5.71	0.65	0.11	0.008	-	-	-	-	-	-	-	-	-	-	-	-	-	-	-	-	-
MW-2	12/28/1998	6.27	4.60	1.75	0.10	0.005	-	-	-	-	-	-	-	-	-	-	-	-	-	-	-	-	-
MW-2	03/04/1999	6.27	3.73	2.58	0.05	0.200	-	-	-	-	-	-	-	-	-	-	-	-	-	-	-	-	-
MW-2A	04/19/1999	6.53	4.86	1.67	0.00	0.00	-	-	820 <sup>2</sup>	-	<2,000	<20	<20	<20	<20	9,200	-	-	-	-	-	-	-
MW-2A	06/14/1999	6.53	5.30	1.23	0.00	0.00	-	-	2,000 <sup>2</sup>	-	<5,000	89	<50	66	<50	10,000	-	-	-	-	-	-	-
MW-2A	09/17/1999	6.53	5.84	0.69	0.00	0.00	-	-	1,050 <sup>2</sup>	-	903	42	1.63	22.8	7.74	11,400	-	-	-	-	-	-	-
MW-2A	12/20/1999	6.53	6.60	-0.07	0.00	0.00	-	-	2,820 <sup>2</sup>	-	2,280	115	<10	87.2	27.2	14,000	-	-	-	-	-	-	-
MW-2A	03/20/2000	6.53	4.79	1.74	0.00	0.00	-	-	1,220 <sup>2</sup>	-	1,040	54.3	<5.0	33.8	12.1	10,900 <sup>2</sup>	-	-	-	-	-	-	-
MW-2A	06/24/2000	6.53	5.25	1.28	0.00	0.00	-	-	1,300 <sup>9</sup>	-	690 <sup>7</sup>	50	2.5	18	9.5	15,000 <sup>8</sup>	-	-	-	-	-	-	-
MW-2A	09/07/2000	6.53	5.44	1.09	0.00	0.00	-	-	770 <sup>9</sup>	-	310 <sup>7</sup>	6.7	1.4	1.6	3.8	16,000	-	-	-	-	-	-	-
MW-2A	12/05/2000	6.53	5.37	1.16	0.00	0.00	-	-	810 <sup>13</sup>	-	414 <sup>14</sup>	32.4	<0.500	7.49	5.96	8,910 <sup>8</sup>	-	-	-	-	-	-	-
MW-2A	03/01/2001	6.53	4.50	2.03	0.00	0.00	-	-	590 <sup>9</sup>	-	370 <sup>7</sup>	30	4.0	12	9.2	8,200	-	-	-	-	-	-	-
MW-2A	06/04/2001	6.53	5.17	1.36	0.00	0.00	-	-	930 <sup>9</sup>	-	<500	19	<5.0	<5.0	<5.0	7,800	-	-	-	-	-	-	-
MW-2A	09/10/2001	6.53	5.74	0.79	0.00	0.00	-	-	2,400	-	<5,000	<50	<50	<50	<50	9,700	-	-	-	-	-	-	-
MW-2A	12/03/2001	6.53	5.07	1.46	0.00	0.00	-	-	2,500	-	480	4.5	<1.0	1.1	<3.0	10,000	-	-	-	-	-	-	-
MW-2A	03/04/2002	6.53	5.01	1.52	0.00	0.00	-	-	2,300	-	630	5.4	1.5	2.9	2.3	7,000	-	-	-	-	-	-	-
MW-2A	05/30/2002	6.53	4.87	1.66	0.00	0.00	-	-	2,100	-	520	6.1	<1.0	2.6	5.4	7,100	-	-	-	-	-	-	-
MW-2A	09/03/2002	6.53	5.50	1.03	0.00	0.00	-	-	2,600	-	590	7.8	0.98	2.9	7.8	7,800	-	-	-	-	-	-	-
MW-2A	12/09/2002	6.53	5.47	1.06	0.00	0.00	-	-	1,900	-	670	7.9	0.88	2.1	5.0	8,300	-	-	-	-	-	-	-
MW-2A	03/10/2003	6.53	5.01	1.52	0.00	0.00	-	-	1,700	-	640	8.0	0.76	2.6	4.1	7,500	-	-	-	-	-	-	-

TABLE 1

GROUNDWATER MONITORING AND SAMPLING DATA  
 CHEVRON SERVICE STATION 90121  
 3026 LAKESHORE AVENUE  
 OAKLAND, CALIFORNIA

Location	Date	TOC	DTW	GWE	LNAPLT	LNAPL REMOVED	HYDROCARBONS					PRIMARY VOCS					ADDITIONAL VOCS	GENERAL CHEMISTRY						
							Motor Oil	Motor Oil w/ Si Gel	TPH-DRO	TPH-DRO w/ Si Gel	TPH-GRO	B	T	E	X	MTBE by SW8260		Ethanol	Ferrous Iron	Nitrate	Total Alkalinity	Sulfate	Total Dissolved Solids	
Units	ft	ft	ft-amsl	ft	gal	µg/L	µg/L	µg/L	µg/L	µg/L	µg/L	µg/L	µg/L	µg/L	µg/L	µg/L	µg/L	µg/L	µg/L	µg/L	µg/L	µg/L	µg/L	
MW-2A	06/09/2003 <sup>18</sup>	6.53	4.76	1.77	0.00	0.00	-	-	1,900	-	540	3	<3	<3	<3	6,800	-	-	-	-	-	-	-	-
MW-2A	09/08/2003 <sup>18</sup>	6.53	5.37	1.16	0.00	0.00	-	-	2,000	-	540	3	0.7	0.7	3	7,000	<50	-	-	-	-	-	-	-
MW-2A	12/08/2003 <sup>18</sup>	6.53	5.19	1.34	0.00	0.00	-	-	3,100	-	480	<5	<5	<5	<5	6,500	<500	-	-	-	-	-	-	-
MW-2A	03/09/2004 <sup>18</sup>	6.53	4.72	1.81	0.00	0.00	-	-	1,200	-	1,300	44	2	15	10	2,900	<130	-	-	-	-	-	-	-
MW-2A	06/17/2004 <sup>18</sup>	6.53	6.60	-0.07	0.00	0.00	-	-	2,300	-	920	23	2	6	12	1,700	<100	-	-	-	-	-	-	-
MW-2A	09/15/2004 <sup>18</sup>	6.53	8.87	-2.34	0.00	0.00	-	-	1,900	-	880	6	2	<1	7	2,100	<100	-	-	-	-	-	-	-
MW-2A	12/23/2004 <sup>18</sup>	6.53	5.85	0.68	0.00	0.00	-	-	2,200	-	430	6	<3	<3	<3	5,100	<250	-	-	-	-	-	-	-
MW-2A	03/24/2005 <sup>18</sup>	6.53	4.75	1.78	0.00	0.00	-	-	810	-	390	<5	<5	<5	<5	5,200	<500	-	-	-	-	-	-	-
MW-2A	06/16/2005 <sup>18</sup>	6.53	5.23	1.30	0.00	0.00	-	-	3,000	-	380	<5	<5	<5	<5	5,500	<500	-	-	-	-	-	-	-
MW-2A	09/16/2005 <sup>18</sup>	6.53	6.08	0.45	0.00	0.00	-	-	2,600	-	380	<5	<5	<5	<5	5,900	<500	-	-	-	-	-	-	-
MW-2A	12/21/2005 <sup>18</sup>	6.53	4.98	1.55	0.00	0.00	-	-	4,000 <sup>23</sup>	-	450	1	0.6	<0.5	2	4,800	<50	-	-	-	-	-	-	-
MW-2A	03/23/2006 <sup>18</sup>	6.53	4.56	1.97	0.00	0.00	-	-	2,600	-	330	1	0.8	<0.5	2	4,500	<50	-	-	-	-	-	-	-
MW-2A	06/09/2006 <sup>18</sup>	6.53	5.16	1.37	0.00	0.00	-	-	2,800	-	500	<1	<1	<1	<1	4,500	<100	-	-	-	-	-	-	-
MW-2A	09/05/2006 <sup>18</sup>	6.53	5.81	0.72	0.00	0.00	-	-	3,000	-	510	<5	<5	<5	<5	3,600	<500	-	-	-	-	-	-	-
MW-2A	12/15/2006 <sup>18</sup>	6.53	5.05	1.48	0.00	0.00	-	-	2,800	-	600	4	<1	<1	1	4,000	<100	-	-	-	-	-	-	-
MW-2A	03/01/2007 <sup>18</sup>	6.53	5.03	1.50	0.00	0.00	-	-	1,800	-	230	<3	<3	<3	<3	3,700	<250	-	-	-	-	-	-	-
MW-2A	06/05/2007 <sup>18</sup>	6.53	4.81	1.72	0.00	0.00	-	-	1,700	-	480	0.9	0.6	<0.5	2	3,500	<50	-	-	-	-	-	-	-
MW-2A	09/05/2007 <sup>18</sup>	6.53	5.25	1.28	0.00	0.00	-	-	2,400	-	430	1	1	<0.5	2	1,700	<50	-	-	-	-	-	-	-
MW-2A	12/05/2007 <sup>18</sup>	6.53	5.28	1.25	0.00	0.00	-	-	2,000	-	530	2	<1	<1	2	3,400	<100	-	-	-	-	-	-	-
MW-2A	03/03/2008 <sup>18</sup>	6.53	5.13	1.40	0.00	0.00	-	-	2,100	-	960	85	3	3	5	520	<50	-	-	-	-	-	-	-
MW-2A	06/02/2008 <sup>18</sup>	6.53	5.60	0.93	0.00	0.00	-	-	2,300	-	600	10	1	0.7	5	1,300	<50	-	-	-	-	-	-	-
MW-2A	09/04/2008 <sup>18</sup>	6.53	5.72	0.81	0.00	0.00	-	-	2,600	-	440	<1	<1	<1	1	2,500	<100	-	-	-	-	-	-	-
MW-2A	12/04/2008 <sup>18</sup>	6.53	6.20	0.33	0.00	0.00	-	-	4,000	-	480	<1	<1	<1	1	2,400	<100	-	-	-	-	-	-	-
MW-2A	02/26/2009 <sup>18</sup>	6.53	4.39	2.14	0.00	0.00	-	-	860	-	420	44	4	3	3	18	<50	-	-	-	-	-	-	-
MW-2A	06/30/2009 <sup>18</sup>	6.53	5.38	1.15	0.00	0.00	-	-	2,900	-	500	1	13	2	22	1,900	<50	-	-	-	-	-	-	-
MW-2A	09/29/2009 <sup>18</sup>	6.53	5.70	0.83	0.00	0.00	-	-	4,200	-	500	2	1	<0.5	5	900	<50	-	-	-	-	-	-	-
MW-2A	03/10/2010 <sup>18</sup>	6.53	3.77	2.76	0.00	0.00	-	-	1,100	-	900	90	4	2	2	27	<50	-	-	-	-	-	-	-

TABLE 1

GROUNDWATER MONITORING AND SAMPLING DATA  
 CHEVRON SERVICE STATION 90121  
 3026 LAKESHORE AVENUE  
 OAKLAND, CALIFORNIA

Location	Date	TOC	DTW	GWE	LNAPLT	LNAPL REMOVED	HYDROCARBONS					PRIMARY VOCS					ADDITIONAL VOCS	GENERAL CHEMISTRY							
							Motor Oil	Motor Oil w/ Si Gel	TPH-DRO	TPH-DRO w/ Si Gel	TPH-GRO	B	T	E	X	MTBE by SW8260	Ethanol	Ferrous Iron	Nitrate	Total Alkalinity	Sulfate	Total Dissolved Solids			
	Units	ft	ft	ft-amsl	ft	gal	µg/L	µg/L	µg/L	µg/L	µg/L	µg/L	µg/L	µg/L	µg/L	µg/L	µg/L	µg/L	µg/L	µg/L	µg/L	µg/L	µg/L	µg/L	
MW-2A	09/15/2010	6.53	5.80	0.73	0.00	0.00	-	-	2,800	-	360	<0.5	<0.5	<0.5	2	24	<50	-	-	-	-	-	-	-	-
MW-2A	03/14/2011	6.53	4.72	1.81	0.00	0.00	540	-	670	-	960	34	4	1	4	39	<50	-	-	-	-	-	-	-	-
MW-2A	09/26/2011	6.53	5.95	0.58	0.00	0.00	-	<39	-	120	340	<0.5	<0.5	<0.5	0.7 J	80	<50	-	-	-	-	-	-	-	-
<b>MW-2A</b>	<b>03/30/2012</b>	<b>6.53</b>	<b>4.18</b>	<b>2.35</b>	<b>0.00</b>	<b>0.00</b>	-	<b>&lt;38</b>	-	<b>82 J</b>	<b>360</b>	<b>&lt;0.5</b>	<b>&lt;0.5</b>	<b>&lt;0.5</b>	<b>2</b>	<b>200</b>	<b>&lt;50</b>	-	-	-	-	-	-	-	-
MW-3	08/20/1991	8.71	8.45	0.26	0.00	0.00	-	-	200	-	3,100	200	13	15	12	-	-	-	-	-	-	-	-	-	-
MW-3	09/30/1991	8.71	8.74	-0.03	0.00	0.00	-	-	-	-	1,000	150	8.3	13	6.7	-	-	-	-	-	-	-	-	-	-
MW-3	10/28/1991	8.71	8.76	-0.05	0.00	0.00	-	-	-	-	1,200	120	6.7	11	7.5	-	-	-	-	-	-	-	-	-	-
MW-3	01/08/1992	8.71	8.77	-0.06	0.00	0.00	-	-	-	-	410	120	0.9	4.1	3.4	-	-	-	-	-	-	-	-	-	-
MW-3	01/13/1992	8.71	-	-	0.00	0.00	-	-	220	-	-	-	-	-	-	-	-	-	-	-	-	-	-	-	-
MW-3	06/23/1992	8.71	8.68	0.03	0.00	0.00	-	-	<50	-	630	43	0.8	8.2	3.4	-	-	-	-	-	-	-	-	-	-
MW-3	08/24/1992	8.71	8.85	-0.14	0.00	0.00	-	-	-	-	-	-	-	-	-	-	-	-	-	-	-	-	-	-	-
MW-3	09/21/1992	8.71	8.94	-0.23	0.00	0.00	-	-	<50	-	1,800	730	1.4	66	39	-	-	-	-	-	-	-	-	-	-
MW-3	10/26/1992	8.71	9.07	-0.36	0.00	0.00	-	-	-	-	-	-	-	-	-	-	-	-	-	-	-	-	-	-	-
MW-3	12/23/1992	8.71	-	-	0.00	0.00	-	-	850	-	840	270	3.4	15	4.2	-	-	-	-	-	-	-	-	-	-
MW-3	01/08/1993	8.71	7.69	1.02	0.00	0.00	-	-	-	-	-	-	-	-	-	-	-	-	-	-	-	-	-	-	-
MW-3	03/25/1993	8.71	7.74	0.97	0.00	0.00	-	-	<10	-	760	270	4.0	10	5.0	-	-	-	-	-	-	-	-	-	-
MW-3	06/11/1993	8.71	8.52	0.19	0.00	0.00	-	-	-	-	200	32	1.0	5.0	2.0	-	-	-	-	-	-	-	-	-	5,600
MW-3	09/29/1993	8.71	6.05	2.66	0.00	0.00	-	-	-	-	9,300	2,800	60	270	62	-	-	-	-	-	-	-	-	-	-
MW-3	12/20/1993	8.71	8.83	-0.12	0.00	0.00	-	-	<10	-	460	250	4.0	8.0	4.0	-	-	-	-	-	-	-	-	-	-
MW-3	03/07/1994	8.71	8.07	0.64	0.00	0.00	-	-	<10	-	2,400	260	13	35	18	-	-	-	-	-	-	-	-	-	-
MW-3	06/17/1994	8.71	8.52	0.19	0.00	0.00	-	-	<50	-	1,000	200	4.0	6.6	6.7	-	-	-	-	-	-	-	-	-	-
MW-3	09/12/1994	8.71	8.92	-0.21	0.00	0.00	-	-	<50	-	360	130	3.4	4.8	3.3	130	-	-	-	-	-	-	-	-	-
MW-3	11/30/1994 <sup>26</sup>	8.71	8.13	0.58	0.00	0.00	-	-	-	-	-	-	-	-	-	-	-	-	-	-	-	-	-	-	-
MW-3	03/24/1995	8.71	6.78	1.93	0.00	0.00	-	-	1,200 <sup>2</sup>	-	4,100	920	<10	23	<10	70	-	-	-	-	-	-	-	-	-
MW-3	06/27/1995	8.71	8.22	0.49	0.00	0.00	-	-	1,000 <sup>2</sup>	-	3,100	640	16	31	<10	<50	-	-	-	-	-	-	-	-	-
MW-3	09/28/1995	8.71	8.85	-0.14	0.00	0.00	-	-	460 <sup>2</sup>	-	490	78	3.4	4.4	2.4	38	-	-	-	-	-	-	-	-	-



TABLE 1

GROUNDWATER MONITORING AND SAMPLING DATA  
 CHEVRON SERVICE STATION 90121  
 3026 LAKESHORE AVENUE  
 OAKLAND, CALIFORNIA

Location	Date	TOC	DTW	GWE	LNAPLT	LNAPL REMOVED	HYDROCARBONS					PRIMARY VOCS					ADDITIONAL VOCS	GENERAL CHEMISTRY					
							Motor Oil	Motor Oil w/ Si Gel	TPH-DRO	TPH-DRO w/ Si Gel	TPH-GRO	B	T	E	X	MTBE by SW8260		Ethanol	Ferrous Iron	Nitrate	Total Alkalinity	Sulfate	Total Dissolved Solids
Units	ft	ft	ft-amsl	ft	gal	µg/L	µg/L	µg/L	µg/L	µg/L	µg/L	µg/L	µg/L	µg/L	µg/L	µg/L	µg/L	µg/L	µg/L	µg/L	µg/L	µg/L	
MW-3	12/19/1995	8.71	8.02	0.69	0.00	0.00	-	-	650 <sup>2</sup>	-	2,600	580	<10	25	<10	<50	-	-	-	-	-	-	-
MW-3	02/28/1996	8.71	7.55	1.16	0.00	0.00	-	-	780 <sup>2</sup>	-	1,500	510	<5.0	9.9	<5.0	<25	-	-	-	-	-	-	-
MW-3	06/25/1996	8.71	8.37	0.34	0.00	0.00	-	-	1,200 <sup>2</sup>	-	1,300	390	7.8	14	6.5	31	-	-	-	-	-	-	-
MW-3	12/17/1996	8.71	8.30	0.41	0.00	0.00	-	-	1,100 <sup>2</sup>	-	760	85	<1.2	5.9	5.1	<6.2	-	-	-	-	-	-	-
MW-3	03/31/1997	8.71	8.19	0.52	0.00	0.00	-	-	1,300 <sup>2</sup>	-	2,000	380	12	24	12	<25	-	-	-	-	-	-	-
MW-3	06/30/1997	8.71	8.71	0.00	0.00	0.00	-	-	620 <sup>2</sup>	-	1,900	340	9.9	23	6.1	<25	-	-	-	-	-	-	-
MW-3	09/12/1997	8.71	7.64	1.07	0.00	0.00	-	-	400 <sup>2</sup>	-	1,200	200	4.6	14	4.8	3.9	-	-	-	-	-	-	-
MW-3	12/05/1997	8.71	8.25	0.46	0.00	0.00	-	-	190 <sup>2</sup>	-	460	72	2.7	5.2	1.7	<5.0	-	-	-	-	-	-	-
MW-3	02/16/1998	8.71	7.00	1.71	0.00	0.00	-	-	1,000 <sup>2</sup>	-	6,200	1,100	20	34	12	<50	-	-	-	-	-	-	-
MW-3	06/17/1998	8.71	8.00	0.71	0.00	0.00	-	-	1,100 <sup>2</sup>	-	3,000	350	<10	<10	<10	120	-	-	-	-	-	-	-
MW-3	08/31/1998	8.71	8.63	0.08	0.00	0.00	-	-	790 <sup>2</sup>	-	430	100	2.6	8.6	6.0	<12	-	-	-	-	-	-	-
MW-3	12/28/1998	8.71	8.73	-0.02	0.00	0.00	-	-	180 <sup>2</sup>	-	1,400	220	<10	12	<10	<50	-	4500	<1,000	980000	390000	-	-
MW-3	03/04/1999	8.71	7.65	1.06	0.00	0.00	-	-	763 <sup>2</sup>	-	2,880	355	9.15	19	<5.0	<20	-	-	-	-	-	-	-
MW-3A	04/19/1999	8.70	7.70	1.00	0.00	0.00	-	-	93 <sup>2</sup>	-	<50	<0.5	<0.5	<0.5	<0.5	3.1	-	-	-	-	-	-	-
MW-3A	06/14/1999	8.70	8.20	0.50	0.00	0.00	-	-	160 <sup>2</sup>	-	148	4.55	0.82	0.53	1.1	3.7	-	-	-	-	-	-	-
MW-3A	09/17/1999	8.70	8.72	-0.02	0.00	0.00	-	-	101 <sup>2</sup>	-	169	6.02	0.806	0.515	0.786	4.68	-	-	-	-	-	-	-
MW-3A	12/20/1999	8.70	8.92	-0.22	0.00	0.00	-	-	153 <sup>2</sup>	-	<50	1.82	<0.5	<0.5	<0.5	11	-	-	-	-	-	-	-
MW-3A	03/20/2000	8.70	7.64	1.06	0.00	0.00	-	-	223 <sup>2</sup>	-	140	5.08	0.695	<0.5	<0.5	10.1	-	-	-	-	-	-	-
MW-3A	06/24/2000	8.70	8.38	0.32	0.00	0.00	-	-	128 <sup>9</sup>	-	<50	0.74	<0.50	<0.50	<0.50	34	-	-	-	-	-	-	-
MW-3A	09/07/2000	8.70	8.79	-0.09	0.00	0.00	-	-	<50	-	<50	1.4	<0.50	<0.50	<0.50	15	-	-	-	-	-	-	-
MW-3A	12/05/2000	8.70	8.68	0.02	0.00	0.00	-	-	<50	-	<50.0	1.39	<0.500	<0.500	<0.500	12.9	-	-	-	-	-	-	-
MW-3A	03/01/2001	8.70	7.82	0.88	0.00	0.00	-	-	66 <sup>11</sup>	-	<50	1.0	<0.50	<0.50	<0.50	19	-	-	-	-	-	-	-
MW-3A	06/04/2001	8.70	8.45	0.25	0.00	0.00	-	-	69 <sup>9</sup>	-	<50	2.0	<0.50	<0.50	<0.50	37	-	-	-	-	-	-	-
MW-3A	09/10/2001	8.70	9.10	-0.40	0.00	0.00	-	-	<50	-	<50	3.9	<0.50	<0.50	<0.50	19	-	-	-	-	-	-	-
MW-3A	12/03/2001	8.70	8.08	0.62	0.00	0.00	-	-	56	-	<50	<0.50	<0.50	<0.50	<1.5	19	-	-	-	-	-	-	-
MW-3A	03/04/2002	8.70	8.94	-0.24	0.00	0.00	-	-	85	-	<50	<0.50	<0.50	<0.50	<1.5	26	-	-	-	-	-	-	-

TABLE 1

GROUNDWATER MONITORING AND SAMPLING DATA  
 CHEVRON SERVICE STATION 90121  
 3026 LAKESHORE AVENUE  
 OAKLAND, CALIFORNIA

Location	Date	TOC	DTW	GWE	LNAPLT	LNAPL REMOVED	HYDROCARBONS					PRIMARY VOCS					ADDITIONAL VOCS	GENERAL CHEMISTRY						
							Motor Oil	Motor Oil w/ Si Gel	TPH-DRO	TPH-DRO w/ Si Gel	TPH-GRO	B	T	E	X	MTBE by SW8260		Ethanol	Ferrous Iron	Nitrate	Total Alkalinity	Sulfate	Total Dissolved Solids	
	Units	ft	ft	ft-amsl	ft	gal	µg/L	µg/L	µg/L	µg/L	µg/L	µg/L	µg/L	µg/L	µg/L	µg/L	µg/L	µg/L	µg/L	µg/L	µg/L	µg/L	µg/L	µg/L
MW-3A	05/30/2002	8.70	8.78	-0.08	0.00	0.00	-	-	210	-	<50	<0.50	<0.50	<0.50	<1.5	22	-	-	-	-	-	-	-	-
MW-3A	09/03/2002	8.70	8.98	-0.28	0.00	0.00	-	-	89	-	<50	<0.50	<0.50	<0.50	<1.5	24	-	-	-	-	-	-	-	-
MW-3A	12/09/2002	8.70	8.90	-0.20	0.00	0.00	-	-	110	-	<50	<0.50	<0.50	<0.50	<1.5	22	-	-	-	-	-	-	-	-
MW-3A	03/10/2003	8.70	8.12	0.58	0.00	0.00	-	-	66	-	<50	<0.50	<0.50	<0.50	<1.5	40	-	-	-	-	-	-	-	-
MW-3A	06/09/2003 <sup>18</sup>	8.70	8.23	0.47	0.00	0.00	-	-	82	-	<50	<0.5	0.5	<0.5	<0.5	35	-	-	-	-	-	-	-	-
MW-3A	09/08/2003 <sup>18</sup>	8.70	8.76	-0.06	0.00	0.00	-	-	110	-	<50	<0.5	<0.5	<0.5	<0.5	27	<50	-	-	-	-	-	-	-
MW-3A	12/08/2003 <sup>18</sup>	8.70	8.50	0.20	0.00	0.00	-	-	74 <sup>19</sup>	-	<50	<0.5	<0.5	<0.5	<0.5	23	<50	-	-	-	-	-	-	-
MW-3A	03/09/2004 <sup>18</sup>	8.70	7.71	0.99	0.00	0.00	-	-	410	-	53	1	<0.5	<0.5	<0.5	28	<50	-	-	-	-	-	-	-
MW-3A	06/17/2004 <sup>18</sup>	8.70	8.52	0.18	0.00	0.00	-	-	430	-	180	1	<0.5	<0.5	<0.5	3	<50	-	-	-	-	-	-	-
MW-3A	09/15/2004 <sup>18</sup>	8.70	9.12	-0.42	0.00	0.00	-	-	280	-	92	<0.5	<0.5	<0.5	<0.5	63	<50	-	-	-	-	-	-	-
MW-3A	12/23/2004 <sup>18</sup>	8.70	8.76	-0.06	0.00	0.00	-	-	330	-	76	<0.5	<0.5	<0.5	<0.5	5	<50	-	-	-	-	-	-	-
MW-3A	03/24/2005 <sup>18</sup>	8.70	6.28	2.42	0.00	0.00	-	-	210	-	<50	<0.5	<0.5	<0.5	<0.5	0.6	360	-	-	-	-	-	-	-
MW-3A	06/16/2005 <sup>18</sup>	8.70	8.18	0.52	0.00	0.00	-	-	590	-	<50	<0.5	<0.5	<0.5	<0.5	2	<50	-	-	-	-	-	-	-
MW-3A	09/16/2005 <sup>18</sup>	8.70	8.78	-0.08	0.00	0.00	-	-	160 <sup>21</sup>	-	<50	<0.5	<0.5	<0.5	<0.5	5	<50	-	-	-	-	-	-	-
MW-3A	12/21/2005 <sup>18</sup>	8.70	8.30	0.40	0.00	0.00	-	-	220 <sup>23</sup>	-	<50	<0.5	<0.5	<0.5	<0.5	10	<50	-	-	-	-	-	-	-
MW-3A	03/23/2006 <sup>18</sup>	8.70	7.10	1.60	0.00	0.00	-	-	150	-	<50	<0.5	<0.5	<0.5	<0.5	0.5	<50	-	-	-	-	-	-	-
MW-3A	06/09/2006 <sup>18</sup>	8.70	8.30	0.40	0.00	0.00	-	-	390	-	<50	<0.5	<0.5	<0.5	<0.5	2	<50	-	-	-	-	-	-	-
MW-3A	09/05/2006 <sup>18</sup>	8.70	9.00	-0.30	0.00	0.00	-	-	140	-	<50	<0.5	<0.5	<0.5	<0.5	5	<50	-	-	-	-	-	-	-
MW-3A	12/15/2006 <sup>18</sup>	8.70	8.53	0.17	0.00	0.00	-	-	250	-	<50	<0.5	0.8	<0.5	2	9	<50	-	-	-	-	-	-	-
MW-3A	03/01/2007 <sup>18</sup>	8.70	8.07	0.63	0.00	0.00	-	-	140	-	<50	2	4	1	5	10	<50	-	-	-	-	-	-	-
MW-3A	06/05/2007 <sup>18</sup>	8.70	8.44	0.26	0.00	0.00	-	-	2,900	-	<50	<0.5	<0.5	<0.5	<0.5	7	<50	-	-	-	-	-	-	-
MW-3A	09/05/2007 <sup>18</sup>	8.70	9.05	-0.35	0.00	0.00	-	-	520	-	<50	<0.5	<0.5	<0.5	<0.5	8	<50	-	-	-	-	-	-	-
MW-3A	12/05/2007 <sup>18</sup>	8.70	8.71	-0.01	0.00	0.00	-	-	110	-	<50	<0.5	<0.5	<0.5	<0.5	30	<50	-	-	-	-	-	-	-
MW-3A	03/03/2008 <sup>18</sup>	8.70	8.22	0.48	0.00	0.00	-	-	240	-	<50	<0.5	<0.5	<0.5	<0.5	9	<50	-	-	-	-	-	-	-
MW-3A	06/02/2008 <sup>18</sup>	8.70	8.68	0.02	0.00	0.00	-	-	160	-	<50	<0.5	<0.5	<0.5	<0.5	25	<50	-	-	-	-	-	-	-
MW-3A	09/04/2008 <sup>18</sup>	8.70	9.17	-0.47	0.00	0.00	-	-	220	-	<50	<0.5	<0.5	<0.5	<0.5	54	<50	-	-	-	-	-	-	-
MW-3A	12/04/2008 <sup>18</sup>	8.70	8.95	-0.25	0.00	0.00	-	-	150	-	<50	<0.5	<0.5	<0.5	<0.5	29	<50	-	-	-	-	-	-	-

TABLE 1

GROUNDWATER MONITORING AND SAMPLING DATA  
 CHEVRON SERVICE STATION 90121  
 3026 LAKESHORE AVENUE  
 OAKLAND, CALIFORNIA

Location	Date	TOC	DTW	GWE	LNAPLT	LNAPL REMOVED	HYDROCARBONS					PRIMARY VOCS					ADDITIONAL VOCS	GENERAL CHEMISTRY						
							Motor Oil	Motor Oil w/ Si Gel	TPH-DRO	TPH-DRO w/ Si Gel	TPH-GRO	B	T	E	X	MTBE by SW8260		Ethanol	Ferrous Iron	Nitrate	Total Alkalinity	Sulfate	Total Dissolved Solids	
	Units	ft	ft	ft-amsl	ft	gal	µg/L	µg/L	µg/L	µg/L	µg/L	µg/L	µg/L	µg/L	µg/L	µg/L	µg/L	µg/L	µg/L	µg/L	µg/L	µg/L	µg/L	
MW-3A	02/26/2009 <sup>18</sup>	8.70	7.77	0.93	0.00	0.00	-	-	440	-	<50	<0.5	<0.5	<0.5	<0.5	<0.5	<50	-	-	-	-	-	-	
MW-3A	06/30/2009 <sup>18</sup>	8.70	5.73	2.97	0.00	0.00	-	-	52 J	-	<50	<0.5	<0.5	<0.5	<0.5	25	<50	-	-	-	-	-	-	
MW-3A	09/29/2009 <sup>18,25</sup>	8.70	6.30	2.40	0.00	0.00	-	-	400	-	<500	<0.5	<0.5	<0.5	<0.5	39	<50	-	-	-	-	-	-	
MW-3A	03/10/2010 <sup>18</sup>	8.70	4.43	4.27	0.00	0.00	-	-	1,200	-	<50	<0.5	<0.5	<0.5	<0.5	2	<50	-	-	-	-	-	-	
MW-3A	09/15/2010	8.70	8.95	-0.25	0.00	0.00	-	-	360	-	<50	<0.5	<0.5	<0.5	<0.5	8	<50	-	-	-	-	-	-	
MW-3A	03/14/2011	8.70	5.50	3.20	0.00	0.00	<38	-	<33	-	<50	<0.5	<0.5	<0.5	<0.5	<0.5	<50	-	-	-	-	-	-	
MW-3A	09/26/2011	8.70	8.78	-0.08	0.00	0.00	-	<38	-	<50	<50	<0.5	<0.5	<0.5	<0.5	1	<50	-	-	-	-	-	-	
<b>MW-3A</b>	<b>03/30/2012</b>	<b>8.70</b>	<b>6.17</b>	<b>2.53</b>	<b>0.00</b>	<b>0.00</b>	-	<b>&lt;38</b>	-	<b>&lt;50</b>	<b>&lt;50</b>	<b>&lt;0.5</b>	<b>&lt;0.5</b>	<b>&lt;0.5</b>	<b>&lt;0.5</b>	<b>&lt;0.5</b>	<b>&lt;50</b>	-	-	-	-	-	-	
MW-4	08/20/1991	7.37	5.05	1.32	0.00	0.00	-	-	160	-	1,800	870	4.0	3.0	9.0	-	-	-	-	-	-	-	-	-
MW-4	09/30/1991	7.37	5.67	1.70	0.00	0.00	-	-	-	-	670	830	5.5	2.7	12	-	-	-	-	-	-	-	-	-
MW-4	10/28/1991	7.37	5.81	1.56	0.00	0.00	-	-	-	-	2,800	990	5.8	4.8	19	-	-	-	-	-	-	-	-	-
MW-4	01/08/1992	7.37	5.34	2.03	0.00	0.00	-	-	-	-	2,900	1,200	10	7.0	18	-	-	-	-	-	-	-	-	-
MW-4	01/13/1992	7.37	-	-	0.00	0.00	-	-	1,000	-	-	-	-	-	-	-	-	-	-	-	-	-	-	-
MW-4	06/23/1992	7.37	5.37	2.00	0.00	0.00	-	-	<50	-	1,600	380	6.5	3.0	12	-	-	-	-	-	-	-	-	-
MW-4	08/24/1992	7.37	5.75	1.62	0.00	0.00	-	-	-	-	-	-	-	-	-	-	-	-	-	-	-	-	-	-
MW-4	09/21/1992	7.37	5.95	1.42	0.00	0.00	-	-	<50	-	1,200	480	5.6	3.7	11	-	-	-	-	-	-	-	-	-
MW-4	10/26/1992	7.37	5.96	1.41	0.00	0.00	-	-	-	-	-	-	-	-	-	-	-	-	-	-	-	-	-	-
MW-4	12/23/1992	7.37	-	-	0.00	0.00	-	-	1,800	-	1,500	700	3.6	3.2	11	-	-	-	-	-	-	-	-	-
MW-4	01/08/1993	7.37	4.64	2.73	0.00	0.00	-	-	-	-	-	-	-	-	-	-	-	-	-	-	-	-	-	-
MW-4	03/25/1993	7.37	4.42	2.95	0.00	0.00	-	-	<10	-	520	160	3.0	1.0	4.0	-	-	-	-	-	-	-	-	-
MW-4	06/11/1993	7.37	5.12	2.25	0.00	0.00	-	-	-	-	1,200	430	5.0	6.0	11	-	-	-	-	-	-	-	-	2,600
MW-4	09/29/1993	7.37	5.80	1.57	0.00	0.00	-	-	-	-	1,300	210	8.0	2.0	14	-	-	-	-	-	-	-	-	-
MW-4	12/20/1993	7.37	5.10	2.27	0.00	0.00	-	-	3,900	-	570	230	5.0	4.0	8.0	-	-	-	-	-	-	-	-	-
MW-4	03/07/1994	7.37	5.01	2.36	0.00	0.00	-	-	2,600	-	2,200	290	18	2.5	11	22,000	-	-	-	-	-	-	-	-
MW-4	06/17/1994	7.37	5.82	1.55	0.00	0.00	-	-	2,800	-	2,100	480	11	4.3	9.5	-	-	-	-	-	-	-	-	-
MW-4	09/12/1994	7.37	5.64	1.73	0.00	0.00	-	-	3,000	-	1,700	340	6.1	2.7	9.7	63,000	-	-	-	-	-	-	-	-

TABLE 1

GROUNDWATER MONITORING AND SAMPLING DATA  
 CHEVRON SERVICE STATION 90121  
 3026 LAKESHORE AVENUE  
 OAKLAND, CALIFORNIA

Location	Date	TOC	DTW	GWE	LNAPLT	LNAPL REMOVED	HYDROCARBONS					PRIMARY VOCS					ADDITIONAL VOCS	GENERAL CHEMISTRY						
							Motor Oil	Motor Oil w/ Si Gel	TPH-DRO	TPH-DRO w/ Si Gel	TPH-GRO	B	T	E	X	MTBE by SW8260	Ethanol	Ferrous Iron	Nitrate	Total Alkalinity	Sulfate	Total Dissolved Solids		
	Units	ft	ft	ft-amsl	ft	gal	µg/L	µg/L	µg/L	µg/L	µg/L	µg/L	µg/L	µg/L	µg/L	µg/L	µg/L	µg/L	µg/L	µg/L	µg/L	µg/L	µg/L	µg/L
MW-4	11/30/1994 <sup>26</sup>	7.37	5.58	1.79	0.00	0.00	-	-	-	-	-	-	-	-	-	-	-	-	-	-	-	-	-	-
MW-4	03/24/1995	7.37	4.95	2.42	0.00	0.00	-	-	3,000 <sup>2</sup>	-	1,500	280	<5.0	<5.0	6.9	12,000	-	-	-	-	-	-	-	-
MW-4	06/27/1995	7.37	8.79	-1.42	0.00	0.00	-	-	3,100 <sup>2</sup>	-	<10,000	310	<100	<100	<100	32,000	-	-	-	-	-	-	-	-
MW-4	09/28/1995	7.37	5.85	1.52	0.00	0.00	-	-	6,300 <sup>2</sup>	-	330	64	1.1	<0.5	<0.5	630	-	-	-	-	-	-	-	-
MW-4	12/19/1995	7.37	5.50	1.87	0.00	0.00	-	-	3,400 <sup>2</sup>	-	3,000	520	<25	<25	<25	44,000	-	-	-	-	-	-	-	-
MW-4	02/28/1996	7.37	5.10	2.27	0.00	0.00	-	-	4,700 <sup>2</sup>	-	<10,000	230	<100	<100	<100	32,000	-	-	-	-	-	-	-	-
MW-4	06/25/1996	7.37	5.78	1.59	0.00	0.00	-	-	3,100	-	<10,000	160	<100	<100	<100	31,000	-	-	-	-	-	-	-	-
MW-4	12/17/1996	7.37	5.95	1.42	0.00	0.00	-	-	3,600 <sup>3</sup>	-	<5,000	110	<50	<50	<50	22,000	-	-	-	-	-	-	-	-
MW-4	03/31/1997	7.37	5.62	1.75	0.00	0.00	-	-	2,700 <sup>2</sup>	-	<2,500	130	<25	<25	<25	16,000	-	-	-	-	-	-	-	-
MW-4	06/30/1997	7.37	6.03	1.34	0.00	0.00	-	-	2,700 <sup>2</sup>	-	<2,500	130	<25	<25	<25	14,000	-	-	-	-	-	-	-	-
MW-4	09/12/1997	7.37	5.69	1.68	0.00	0.00	-	-	2,100 <sup>2</sup>	-	<5,000	63	<50	<50	<50	15,000	-	-	-	-	-	-	-	-
MW-4	12/05/1997	7.37	5.15	2.22	0.00	0.00	-	-	2,600 <sup>2</sup>	-	1,300	120	<5.0	<5.0	8.5	15,000	-	-	-	-	-	-	-	-
MW-4	02/16/1998	7.37	6.26	1.11	0.00	0.00	-	-	1,300 <sup>2</sup>	-	1,200	57	4.5	<2.5	7.0	12,000	-	-	-	-	-	-	-	-
MW-4	06/17/1998	7.37	4.96	2.41	0.00	0.00	-	-	530 <sup>2</sup>	-	5,300	390	290	28	150	17,000	-	-	-	-	-	-	-	-
MW-4	08/31/1998	7.37	5.91	1.46	0.00	0.00	-	-	2,400 <sup>2</sup>	-	<50	89	<0.5	<0.5	<0.5	14,000/16,000 <sup>4</sup>	-	-	-	-	-	-	-	-
MW-4	12/28/1998	7.37	5.41	1.96	0.00	0.00	-	-	2,900 <sup>2</sup>	-	1,000	52	5.6	4.6	9.1	8,400	-	3500	<1,000	670000	6800	-	-	-
MW-4	03/04/1999	7.37	5.20	2.17	0.00	0.00	-	-	4,490 <sup>2</sup>	-	<2,500	85.5	40.9	<25	<25	11,400	-	-	-	-	-	-	-	-
MW-4A	03/20/1999	7.69	5.62	2.07	0.00	0.00	-	-	1,280 <sup>2</sup>	-	1,370	129	8.6	18.3	7.3	2,110	-	-	-	-	-	-	-	-
MW-4A	04/19/1999	7.69	4.91	2.78	0.00	0.00	-	-	370 <sup>2</sup>	-	<500	<5.0	<5.0	<5.0	<5.0	1,600	-	-	-	-	-	-	-	-
MW-4A	06/14/1999	7.69	5.25	2.44	0.00	0.00	-	-	2,500 <sup>2</sup>	-	5,360	312	<20	44	<20	2,880	-	-	-	-	-	-	-	-
MW-4A	09/17/1999	7.69	7.37	0.32	0.00	0.00	-	-	1,430 <sup>2</sup>	-	1,290	38.6	<5.0	7.01	<5.0	1,780	-	-	-	-	-	-	-	-
MW-4A	12/20/1999	7.69	6.30	1.39	0.00	0.00	-	-	7,480 <sup>2</sup>	-	852	43.5	4.63	9.18	4.36	1,070	-	-	-	-	-	-	-	-
MW-4A	06/24/2000	7.69	6.12	1.57	0.00	0.00	-	-	1,190 <sup>9</sup>	-	190 <sup>7</sup>	1.4	1.7	1.7	3.3	3,900 <sup>7</sup>	-	-	-	-	-	-	-	-
MW-4A	09/07/2000	7.69	6.26	1.43	0.00	0.00	-	-	740 <sup>9</sup>	-	490 <sup>7</sup>	15	1.9	1.1	3.9	3,300	-	-	-	-	-	-	-	-
MW-4A	12/05/2000	7.69	5.99	1.70	0.00	0.00	-	-	560 <sup>12</sup>	-	<500	<5.00	<5.00	<5.00	<5.00	3,380 <sup>8</sup>	-	-	-	-	-	-	-	-
MW-4A	03/01/2001	7.69	5.68	2.01	0.00	0.00	-	-	600 <sup>9</sup>	-	<1,000	10	<10	<10	<10	4,600	-	-	-	-	-	-	-	-

TABLE 1

GROUNDWATER MONITORING AND SAMPLING DATA  
 CHEVRON SERVICE STATION 90121  
 3026 LAKESHORE AVENUE  
 OAKLAND, CALIFORNIA

Location	Date	TOC	DTW	GWE	LNAPL	LNAPL REMOVED	HYDROCARBONS					PRIMARY VOCS					ADDITIONAL VOCS	GENERAL CHEMISTRY					
							Motor Oil	Motor Oil w/ Si Gel	TPH-DRO	TPH-DRO w/ Si Gel	TPH-GRO	B	T	E	X	MTBE by SW8260		Ethanol	Ferrous Iron	Nitrate	Total Alkalinity	Sulfate	Total Dissolved Solids
	Units	ft	ft	ft-amsl	ft	gal	µg/L	µg/L	µg/L	µg/L	µg/L	µg/L	µg/L	µg/L	µg/L	µg/L	µg/L	µg/L	µg/L	µg/L	µg/L	µg/L	µg/L
MW-4A	06/04/2001	7.69	6.60	1.09	0.00	0.00	-	-	770 <sup>9</sup>	-	390 <sup>15</sup>	8.4	3.8	<2.5	3.0	3,800	-	-	-	-	-	-	-
MW-4A	09/10/2001	7.69	6.57	1.12	0.00	0.00	-	-	810	-	<500	13	<5.0	22	<5.0	4,900	-	-	-	-	-	-	-
MW-4A	12/03/2001	7.69	5.95	1.74	0.00	0.00	-	-	2,100	-	<250	1.5	<1.0	<1.0	<3.0	3,800	-	-	-	-	-	-	-
MW-4A	03/04/2002	7.69	8.88	-1.19	0.00	0.00	-	-	2,400	-	2,500	49	6.8	21	9.5	2,600	-	-	-	-	-	-	-
MW-4A	05/30/2002	7.69	6.20	1.49	0.00	0.00	-	-	2,600	-	430	4.6	<1.0	2.0	<3.0	3,700	-	-	-	-	-	-	-
MW-4A	09/03/2002	7.69	6.49	1.20	0.00	0.00	-	-	3,200	-	<500	4.5	<2.0	3.5	7.5	3,800	-	-	-	-	-	-	-
MW-4A	12/09/2002	7.69	6.26	1.43	0.00	0.00	-	-	1,600	-	440	1.1	<0.50	0.71	<5.0	4,000	-	-	-	-	-	-	-
MW-4A	03/10/2003	7.69	5.83	1.86	0.00	0.00	-	-	1,700	-	710	14	2.2	4.2	<10	4,100	-	-	-	-	-	-	-
MW-4A	06/09/2003 <sup>18</sup>	7.69	6.44	1.25	0.00	0.00	-	-	3,200	-	400	3	<1	2	<1	4,100	-	-	-	-	-	-	-
MW-4A	09/08/2003 <sup>18</sup>	7.69	5.86	1.83	0.00	0.00	-	-	3,900	-	1,300	28	4	4	<3	2,900	<250	-	-	-	-	-	-
MW-4A	12/08/2003 <sup>18</sup>	7.69	6.12	1.57	0.00	0.00	-	-	2,500	-	360	3	<3	<3	<3	3,200	<250	-	-	-	-	-	-
MW-4A	03/09/2004 <sup>18</sup>	7.69	5.37	2.32	0.00	0.00	-	-	4,300	-	1,400	28	5	10	3	3,200	<250	-	-	-	-	-	-
MW-4A	06/17/2004 <sup>18</sup>	7.69	6.05	1.64	0.00	0.00	-	-	7,900	-	6,000	140	20	52	16	1,500	<50	-	-	-	-	-	-
MW-4A	09/15/2004 <sup>18</sup>	7.69	7.40	0.29	0.00	0.00	-	-	4,200	-	3,300	14	5	4	6	2,400	<100	-	-	-	-	-	-
MW-4A	12/23/2004 <sup>18</sup>	7.69	6.26	1.43	0.00	0.00	-	-	2,800	-	1,500	7	3	4	4	3,000	<100	-	-	-	-	-	-
MW-4A	03/24/2005 <sup>18</sup>	7.69	5.01	2.68	0.00	0.00	-	-	900	-	2,700	28	7	9	4	2,300	<250	-	-	-	-	-	-
MW-4A	06/16/2005 <sup>18</sup>	7.69	6.03	1.66	0.00	0.00	-	-	3,600	-	1,000	3	5	3	6	3,200	<250	-	-	-	-	-	-
MW-4A	09/16/2005 <sup>18</sup>	7.69	6.62	1.07	0.00	0.00	-	-	2,400	-	380	<5	<5	<5	<5	3,700	<500	-	-	-	-	-	-
MW-4A	12/21/2005 <sup>18</sup>	7.69	5.86	1.83	0.00	0.00	-	-	2,900 <sup>23</sup>	-	580	2	0.7	1	2	3,000	<50	-	-	-	-	-	-
MW-4A	03/23/2006 <sup>18</sup>	7.69	5.14	2.55	0.00	0.00	-	-	1,900	-	1,400	16	5	9	<3	2,800	<250	-	-	-	-	-	-
MW-4A	06/09/2006 <sup>18</sup>	7.69	5.93	1.76	0.00	0.00	-	-	3,900	-	1,200	4	2	3	3	3,000	<50	-	-	-	-	-	-
MW-4A	09/05/2006 <sup>18</sup>	7.69	6.62	1.07	0.00	0.00	-	-	3,800	-	650	<5	<5	<5	<5	1,600	<500	-	-	-	-	-	-
MW-4A	12/15/2006 <sup>18</sup>	7.69	6.00	1.69	0.00	0.00	-	-	3,500	-	1,000	2	1	0.8	3	520	<50	-	-	-	-	-	-
MW-4A	03/01/2007 <sup>18</sup>	7.69	5.83	1.86	0.00	0.00	-	-	1,600	-	1,200	11	5	6	5	1,100	<50	-	-	-	-	-	-
MW-4A	06/05/2007 <sup>18</sup>	7.69	5.36	2.33	0.00	0.00	-	-	3,000	-	3,300	34	9	7	8	330	<100	-	-	-	-	-	-
MW-4A	09/05/2007 <sup>18</sup>	7.69	5.72	1.97	0.00	0.00	-	-	3,800	-	1,700	11	4	2	4	130	<50	-	-	-	-	-	-
MW-4A	12/05/2007 <sup>18</sup>	7.69	6.12	1.57	0.00	0.00	-	-	2,100	-	1,300	3	3	1	3	82	<50	-	-	-	-	-	-

TABLE 1

GROUNDWATER MONITORING AND SAMPLING DATA  
 CHEVRON SERVICE STATION 90121  
 3026 LAKESHORE AVENUE  
 OAKLAND, CALIFORNIA

Location	Date	TOC	DTW	GWE	LNAPLT	LNAPL REMOVED	HYDROCARBONS					PRIMARY VOCS					ADDITIONAL VOCS	GENERAL CHEMISTRY					
							Motor Oil	Motor Oil w/ Si Gel	TPH-DRO	TPH-DRO w/ Si Gel	TPH-GRO	B	T	E	X	MTBE by SW8260		Ethanol	Ferrous Iron	Nitrate	Total Alkalinity	Sulfate	Total Dissolved Solids
	Units	ft	ft	ft-amsl	ft	gal	µg/L	µg/L	µg/L	µg/L	µg/L	µg/L	µg/L	µg/L	µg/L	µg/L	µg/L	µg/L	µg/L	µg/L	µg/L	µg/L	µg/L
MW-4A	03/03/2008 <sup>18</sup>	7.69	5.83	1.86	0.00	0.00	-	-	4,900	-	2,700	13	6	9	7	700	<50	-	-	-	-	-	-
MW-4A	06/02/2008 <sup>18</sup>	7.69	5.69	2.00	0.00	0.00	-	-	6,500	-	6,200	60	17	17	16	1,100	<50	-	-	-	-	-	-
MW-4A	09/04/2008 <sup>18</sup>	7.69	6.23	1.46	0.00	0.00	-	-	3,000	-	1,800	11	2	1	3	58	<50	-	-	-	-	-	-
MW-4A	12/04/2008 <sup>18</sup>	7.69	6.27	1.42	0.00	0.00	-	-	3,800	-	470	<0.5	<0.5	<0.5	<0.5	58	<50	-	-	-	-	-	-
MW-4A	02/26/2009 <sup>18</sup>	7.69	5.46	2.23	0.00	0.00	-	-	4,000	-	1,900	4	3	5	6	140	<50	-	-	-	-	-	-
MW-4A	06/30/2009 <sup>18</sup>	7.69	8.70	-1.01	0.00	0.00	-	-	6,100	-	7,400	33	16	13	17	920	<50	-	-	-	-	-	-
MW-4A	09/29/2009 <sup>18</sup>	7.69	6.60	1.09	0.00	0.00	-	-	4,700	-	250	3	3	1 J	6	36	<50	-	-	-	-	-	-
MW-4A	03/10/2010 <sup>18</sup>	7.69	4.67	3.02	0.00	0.00	-	-	3,700	-	5,100	22	11	12	12	690	<50	-	-	-	-	-	-
MW-4A	09/15/2010	7.69	7.07	0.62	0.00	0.00	-	-	5,700	-	3,500	6	2	3	10	18	<50	-	-	-	-	-	-
MW-4A	03/14/2011	7.69	4.90	2.79	0.00	0.00	590	-	2,800	-	6,200	24	12	14	14	870	<50	-	-	-	-	-	-
MW-4A	09/26/2011	7.69	6.51	1.18	0.00	0.00	-	<39	-	1,000	5,000	9	3	2	10	43	<50	-	-	-	-	-	-
<b>MW-4A</b>	<b>03/30/2012</b>	<b>7.69</b>	<b>4.43</b>	<b>3.26</b>	<b>0.00</b>	<b>0.00</b>	-	<b>&lt;38</b>	-	<b>430</b>	<b>1,300</b>	<b>5</b>	<b>2</b>	<b>2</b>	<b>3</b>	<b>130</b>	<b>&lt;50</b>	-	-	-	-	-	-
MW-5	06/23/1992	14.14	12.24	1.90	0.00	0.00	-	-	<50	-	<50	<0.5	<0.5	<0.5	<0.5	-	-	-	-	-	-	-	-
MW-5	08/24/1992	14.14	12.29	1.85	0.00	0.00	-	-	-	-	-	-	-	-	-	-	-	-	-	-	-	-	-
MW-5	09/21/1992	14.14	12.46	1.68	0.00	0.00	-	-	60	-	<50	<0.5	<0.5	<0.5	<0.5	-	-	-	-	-	-	-	-
MW-5	10/26/1992	14.14	12.52	1.62	0.00	0.00	-	-	-	-	-	-	-	-	-	-	-	-	-	-	-	-	-
MW-5	12/23/1992	14.14	11.12	3.02	0.00	0.00	-	-	-	-	-	-	-	-	-	-	-	-	-	-	-	-	-
MW-5	01/08/1993	14.14	-	-	0.00	0.00	-	-	-	-	-	-	-	-	-	-	-	-	-	-	-	-	-
MW-5	03/25/1993	14.14	9.74	4.40	0.00	0.00	-	-	<10	-	<50	<0.5	<0.5	<0.5	0.9	-	-	-	-	-	-	-	-
MW-5	06/11/1993	14.14	10.44	3.70	0.00	0.00	-	-	-	-	<50	<0.5	<0.5	<0.5	<0.5	-	-	-	-	-	-	-	770
MW-5	09/29/1993	14.14	11.92	2.22	0.00	0.00	-	-	<10	-	<50	<0.5	0.6	<0.5	0.6	-	-	-	-	-	-	-	-
MW-5	12/20/1993	14.14	-	-	0.00	0.00	-	-	-	-	-	-	-	-	-	-	-	-	-	-	-	-	-
MW-5	03/07/1994	14.14	11.34	2.80	0.00	0.00	-	-	<10	-	<50	<0.5	<0.5	<0.5	<0.5	-	-	-	-	-	-	-	-
MW-5	06/17/1994	14.14	11.27	2.87	0.00	0.00	-	-	<50	-	<50	<0.5	<0.5	<0.5	<0.5	-	-	-	-	-	-	-	-
MW-5	09/12/1994	14.14	12.86	1.28	0.00	0.00	-	-	<50	-	<50	<0.5	<0.5	<0.5	<0.5	<5.0	-	-	-	-	-	-	-
MW-5	11/30/1994	14.14	11.91	2.23	0.00	0.00	-	-	99 <sup>2</sup>	-	<50	<0.5	<0.5	<0.5	<0.5	-	-	-	-	-	-	-	-

TABLE 1

GROUNDWATER MONITORING AND SAMPLING DATA  
 CHEVRON SERVICE STATION 90121  
 3026 LAKESHORE AVENUE  
 OAKLAND, CALIFORNIA

Location	Date	TOC	DTW	GWE	LNAPLT	LNAPL REMOVED	HYDROCARBONS					PRIMARY VOCS					ADDITIONAL VOCS	GENERAL CHEMISTRY					
							Motor Oil	Motor Oil w/ Si Gel	TPH-DRO	TPH-DRO w/ Si Gel	TPH-GRO	B	T	E	X	MTBE by SW8260		Ethanol	Ferrous Iron	Nitrate	Total Alkalinity	Sulfate	Total Dissolved Solids
	Units	ft	ft	ft-amsl	ft	gal	µg/L	µg/L	µg/L	µg/L	µg/L	µg/L	µg/L	µg/L	µg/L	µg/L	µg/L	µg/L	µg/L	µg/L	µg/L	µg/L	µg/L
MW-5	03/24/1995	14.14	9.76	4.38	0.00	0.00	-	-	<50	-	<50	<0.5	<0.5	<0.5	<0.5	-	-	-	-	-	-	-	-
MW-5	06/27/1995	14.14	11.40	2.74	0.00	0.00	-	-	55 <sup>3</sup>	-	<50	<0.5	<0.5	<0.5	<0.5	-	-	-	-	-	-	-	-
MW-5	09/28/1995	14.14	11.90	2.24	0.00	0.00	-	-	300 <sup>2</sup>	-	<50	<0.5	<0.5	<0.5	<0.5	-	-	-	-	-	-	-	-
MW-5	12/19/1995	14.14	12.58	1.56	0.00	0.00	-	-	53 <sup>2</sup>	-	<50	<0.5	<0.5	<0.5	<0.5	3.1	-	-	-	-	-	-	-
MW-5	02/28/1996	14.14	11.70	2.44	0.00	0.00	-	-	<50	-	<50	<0.5	<0.5	<0.5	<0.5	<2.5	-	-	-	-	-	-	-
MW-5	06/25/1996	14.14	11.43	2.71	0.00	0.00	-	-	120 <sup>2</sup>	-	<50	<0.5	<0.5	<0.5	<0.5	36	-	-	-	-	-	-	-
MW-5	12/17/1996	14.14	11.40	2.74	0.00	0.00	-	-	89 <sup>2</sup>	-	<50	<0.5	<0.5	<0.5	<0.5	<2.5	-	-	-	-	-	-	-
MW-5	03/31/1997	14.14	12.10	2.04	0.00	0.00	-	-	150 <sup>2</sup>	-	<50	<0.5	<0.5	<0.5	<0.5	<2.5	-	-	-	-	-	-	-
MW-5	06/30/1997 <sup>25</sup>	14.14	12.78	1.36	0.00	0.00	-	-	-	-	-	-	-	-	-	-	-	-	-	-	-	-	-
MW-5	09/12/1997	14.14	13.68	0.46	0.00	0.00	-	-	<50	-	<50	<0.5	<0.5	<0.5	<0.5	<2.5	-	-	-	-	-	-	-
MW-5	12/05/1997	14.14	13.03	1.11	0.00	0.00	-	-	-	-	-	-	-	-	-	-	-	-	-	-	-	-	-
MW-5	02/16/1998	14.14	9.97	4.17	0.00	0.00	-	-	62 <sup>2</sup>	-	<50	<0.5	<0.5	<0.5	<0.5	<2.5	-	-	-	-	-	-	-
MW-5	06/17/1998	14.14	11.85	2.29	0.00	0.00	-	-	-	-	-	-	-	-	-	-	-	-	-	-	-	-	-
MW-5	08/31/1998	14.14	12.82	1.32	0.00	0.00	-	-	<50	-	<50	<0.5	<0.5	<0.5	<0.5	<2.5	-	-	-	-	-	-	-
MW-5	12/28/1998	14.14	13.43	0.71	0.00	0.00	-	-	-	-	-	-	-	-	-	-	15	<1,000	480000	51000	-	-	-
MW-5	03/04/1999	14.14	13.75	0.39	0.00	0.00	-	-	70.5	-	<50	<0.5	<0.5	<0.5	<0.5	3.34	-	-	-	-	-	-	-
MW-5	06/14/1999	14.14	14.10	0.04	0.00	0.00	-	-	-	-	-	-	-	-	-	-	-	-	-	-	-	-	-
MW-5	09/17/1999	14.14	14.18	-0.04	0.00	0.00	-	-	<50	-	<50	<0.5	<0.5	<0.5	<0.5	<2.5	-	-	-	-	-	-	-
MW-5	12/20/1999	14.14	13.70	0.44	0.00	0.00	-	-	-	-	-	-	-	-	-	-	-	-	-	-	-	-	-
MW-5	03/20/2000	14.14	12.64	1.50	0.00	0.00	-	-	115 <sup>3</sup>	-	<50	<0.5	<0.5	<0.5	<0.5	<2.5	-	-	-	-	-	-	-
MW-5	06/24/2000	14.14	13.04	1.10	0.00	0.00	-	-	-	-	-	-	-	-	-	-	-	-	-	-	-	-	-
MW-5	09/07/2000	14.14	13.17	0.97	0.00	0.00	-	-	<50	-	<50	<0.50	<0.50	<0.50	<0.50	5.0	-	-	-	-	-	-	-
MW-5	12/05/2000	14.14	11.28	2.86	0.00	0.00	-	-	-	-	-	-	-	-	-	-	-	-	-	-	-	-	-
MW-5	03/01/2001	14.14	10.30	3.84	0.00	0.00	-	-	<50	-	<50	<0.50	<0.50	<0.50	<0.50	<2.5	-	-	-	-	-	-	-
MW-5	06/04/2001 <sup>25</sup>	14.14	11.31	2.83	0.00	0.00	-	-	-	-	-	-	-	-	-	-	-	-	-	-	-	-	-
MW-5	09/10/2001	14.14	12.16	1.98	0.00	0.00	-	-	<50	-	<50	<0.50	<0.50	<0.50	<0.50	<2.5	-	-	-	-	-	-	-
MW-5	12/03/2001 <sup>25</sup>	14.14	8.62	5.52	0.00	0.00	-	-	-	-	-	-	-	-	-	-	-	-	-	-	-	-	-



TABLE 1

GROUNDWATER MONITORING AND SAMPLING DATA  
 CHEVRON SERVICE STATION 90121  
 3026 LAKESHORE AVENUE  
 OAKLAND, CALIFORNIA

Location	Date	TOC	DTW	GWE	LNAPLT	LNAPL REMOVED	HYDROCARBONS					PRIMARY VOCS					ADDITIONAL VOCS	GENERAL CHEMISTRY					
							Motor Oil	Motor Oil w/ Si Gel	TPH-DRO	TPH-DRO w/ Si Gel	TPH-GRO	B	T	E	X	MTBE by SW8260	Ethanol	Ferrous Iron	Nitrate	Total Alkalinity	Sulfate	Total Dissolved Solids	
	Units	ft	ft	ft-amsl	ft	gal	µg/L	µg/L	µg/L	µg/L	µg/L	µg/L	µg/L	µg/L	µg/L	µg/L	µg/L	µg/L	µg/L	µg/L	µg/L	µg/L	µg/L
MW-5	03/04/2002	14.14	9.85	4.29	0.00	0.00	-	-	78	-	<50	<0.50	<0.50	<0.50	<1.5	<2.5	-	-	-	-	-	-	-
MW-5	05/30/2002 <sup>25</sup>	14.14	10.83	3.31	0.00	0.00	-	-	-	-	-	-	-	-	-	-	-	-	-	-	-	-	-
MW-5	09/03/2002 <sup>26</sup>	14.14	-	-	0.00	0.00	-	-	-	-	-	-	-	-	-	-	-	-	-	-	-	-	-
MW-5	12/09/2002 <sup>25</sup>	14.14	11.36	2.78	0.00	0.00	-	-	-	-	-	-	-	-	-	-	-	-	-	-	-	-	-
MW-5	03/10/2003	14.14	11.19	2.95	0.00	0.00	-	-	100	-	<50	<0.50	<0.50	<0.50	<1.5	8.2	-	-	-	-	-	-	-
MW-5	06/09/2003 <sup>25</sup>	14.14	12.57	1.57	0.00	0.00	-	-	-	-	-	-	-	-	-	-	-	-	-	-	-	-	-
MW-5	09/08/2003 <sup>18</sup>	14.14	12.01	2.13	0.00	0.00	-	-	65	-	<50	<0.5	<0.5	<0.5	<0.5	8	<50	-	-	-	-	-	-
MW-5	12/08/2003 <sup>25</sup>	14.14	11.13	3.01	0.00	0.00	-	-	-	-	-	-	-	-	-	-	-	-	-	-	-	-	-
MW-5	03/09/2004 <sup>18</sup>	14.14	10.58	3.56	0.00	0.00	-	-	110	-	<50	<0.5	<0.5	<0.5	<0.5	4	<50	-	-	-	-	-	-
MW-5	06/17/2004 <sup>25</sup>	14.14	12.10	2.04	0.00	0.00	-	-	-	-	-	-	-	-	-	-	-	-	-	-	-	-	-
MW-5	09/15/2004 <sup>18</sup>	14.14	12.58	1.56	0.00	0.00	-	-	92	-	<50	<0.5	<0.5	<0.5	<0.5	7	<50	-	-	-	-	-	-
MW-5	12/23/2004 <sup>25</sup>	14.14	12.20	1.94	0.00	0.00	-	-	-	-	-	-	-	-	-	-	-	-	-	-	-	-	-
MW-5	03/24/2005 <sup>18</sup>	14.14	7.70	6.44	0.00	0.00	-	-	85	-	<50	<0.5	<0.5	<0.5	3	6	<50	-	-	-	-	-	-
MW-5	06/16/2005 <sup>25</sup>	14.14	11.55	2.59	0.00	0.00	-	-	-	-	-	-	-	-	-	-	-	-	-	-	-	-	-
MW-5	09/16/2005 <sup>18</sup>	14.14	11.78	2.36	0.00	0.00	-	-	<50	-	<50	<0.5	<0.5	<0.5	<0.5	6	<50	-	-	-	-	-	-
MW-5	12/21/2005 <sup>25</sup>	14.14	9.70	4.44	0.00	0.00	-	-	-	-	-	-	-	-	-	-	-	-	-	-	-	-	-
MW-5	03/23/2006 <sup>18</sup>	14.14	9.20	4.94	0.00	0.00	-	-	<50	-	<50	<0.5	<0.5	<0.5	<0.5	4	<50	-	-	-	-	-	-
MW-5	06/09/2006 <sup>25</sup>	14.14	10.67	3.47	0.00	0.00	-	-	-	-	-	-	-	-	-	-	-	-	-	-	-	-	-
MW-5	09/05/2006 <sup>18</sup>	14.14	11.80	2.34	0.00	0.00	-	-	120	-	<50	<0.5	<0.5	<0.5	<0.5	4	<50	-	-	-	-	-	-
MW-5	12/15/2006 <sup>25</sup>	14.14	11.50	2.64	0.00	0.00	-	-	-	-	-	-	-	-	-	-	-	-	-	-	-	-	-
MW-5	03/01/2007 <sup>18</sup>	14.14	9.22	4.92	0.00	0.00	-	-	150	-	<50	1	3	0.7	3	2	<50	-	-	-	-	-	-
MW-5	06/05/2007 <sup>25</sup>	14.14	11.02	3.12	0.00	0.00	-	-	-	-	-	-	-	-	-	-	-	-	-	-	-	-	-
MW-5	09/05/2007 <sup>18</sup>	14.14	12.50	1.64	0.00	0.00	-	-	68	-	<50	<0.5	<0.5	<0.5	<0.5	<0.5	<50	-	-	-	-	-	-
MW-5	12/05/2007 <sup>25</sup>	14.14	10.65	3.49	0.00	0.00	-	-	-	-	-	-	-	-	-	-	-	-	-	-	-	-	-
MW-5	03/03/2008 <sup>18</sup>	14.14	10.51	3.63	0.00	0.00	-	-	89	-	<50	<0.5	<0.5	<0.5	<0.5	1	<50	-	-	-	-	-	-
MW-5	06/02/2008 <sup>25</sup>	14.14	12.57	1.57	0.00	0.00	-	-	-	-	-	-	-	-	-	-	-	-	-	-	-	-	-
MW-5	09/04/2008 <sup>18</sup>	14.14	12.48	1.66	0.00	0.00	-	-	<50	-	<50	<0.5	<0.5	<0.5	<0.5	2	<50	-	-	-	-	-	-

TABLE 1

GROUNDWATER MONITORING AND SAMPLING DATA  
 CHEVRON SERVICE STATION 90121  
 3026 LAKESHORE AVENUE  
 OAKLAND, CALIFORNIA

Location	Date	TOC	DTW	GWE	LNAPLT	LNAPL REMOVED	HYDROCARBONS					PRIMARY VOCS					ADDITIONAL VOCS	GENERAL CHEMISTRY					
							Motor Oil	Motor Oil w/ Si Gel	TPH-DRO	TPH-DRO w/ Si Gel	TPH-GRO	B	T	E	X	MTBE by SW8260		Ethanol	Ferrous Iron	Nitrate	Total Alkalinity	Sulfate	Total Dissolved Solids
	Units	ft	ft	ft-amsl	ft	gal	µg/L	µg/L	µg/L	µg/L	µg/L	µg/L	µg/L	µg/L	µg/L	µg/L	µg/L	µg/L	µg/L	µg/L	µg/L	µg/L	µg/L
MW-5	12/04/2008 <sup>25</sup>	14.14	12.10	2.04	0.00	0.00	-	-	-	-	-	-	-	-	-	-	-	-	-	-	-	-	-
MW-5	02/26/2009 <sup>18</sup>	14.14	10.35	3.79	0.00	0.00	-	-	320	-	<50	<0.5	<0.5	<0.5	<0.5	1	<50	-	-	-	-	-	-
MW-5	06/30/2009 <sup>18</sup>	14.14	10.93	3.21	0.00	0.00	-	-	-	-	-	-	-	-	-	-	-	-	-	-	-	-	-
MW-5	09/29/2009 <sup>18,25</sup>	14.14	12.27	1.87	0.00	0.00	-	-	270	-	<500	<0.5	<0.5	<0.5	<0.5	2	<50	-	-	-	-	-	-
MW-5	03/10/2010 <sup>18</sup>	14.14	10.21	3.93	0.00	0.00	-	-	540	-	<50	<0.5	<0.5	<0.5	<0.5	1	<50	-	-	-	-	-	-
MW-5	09/15/2010	14.14	11.25	2.89	0.00	0.00	-	-	<32	-	<50	<0.5	<0.5	<0.5	<0.5	1	<50	-	-	-	-	-	-
MW-5	03/14/2011	14.14	10.30	3.84	0.00	0.00	<38	-	<33	-	<50	<0.5	<0.5	<0.5	<0.5	1	<50	-	-	-	-	-	-
MW-5	09/26/2011	14.14	10.34	3.80	0.00	0.00	-	<39	-	<50	<50	<0.5	<0.5	<0.5	<0.5	1	<50	-	-	-	-	-	-
<b>MW-5</b>	<b>03/30/2012</b>	<b>14.14</b>	<b>10.91</b>	<b>3.23</b>	<b>0.00</b>	<b>0.00</b>	-	<b>48 J</b>	-	<b>&lt;50</b>	<b>&lt;50</b>	<b>&lt;0.5</b>	<b>&lt;0.5</b>	<b>&lt;0.5</b>	<b>&lt;0.5</b>	<b>1 J</b>	<b>&lt;50</b>	-	-	-	-	-	-
MW-6	06/23/1992	4.46	5.14	-0.68	0.00	0.00	-	-	120	-	<50	4.3	<0.5	0.8	0.9	-	-	-	-	-	-	-	-
MW-6	08/24/1992	4.46	4.95	-0.49	0.00	0.00	-	-	-	-	-	-	-	-	-	-	-	-	-	-	-	-	-
MW-6	09/21/1992	4.46	4.90	-0.44	0.00	0.00	-	-	<50	-	<250	<2.5	<2.5	<2.5	<2.5	-	-	-	-	-	-	-	-
MW-6	10/26/1992	4.46	5.52	-1.06	0.00	0.00	-	-	-	-	-	-	-	-	-	-	-	-	-	-	-	-	-
MW-6	12/23/1992	4.46	5.40	-0.94	0.00	0.00	-	-	81	-	<50	<0.5	<0.5	<0.5	<0.5	-	-	-	-	-	-	-	-
MW-6	01/08/1993	4.46	-	-	0.00	0.00	-	-	-	-	-	-	-	-	-	-	-	-	-	-	-	-	-
MW-6	03/25/1993	4.46	6.10	-1.64	0.00	0.00	-	-	<10	-	<50	<0.5	<0.5	<0.5	0.7	-	-	-	-	-	-	-	-
MW-6	06/11/1993	4.46	6.56	-2.10	0.00	0.00	-	-	-	-	<50	<0.5	<0.5	<0.5	<0.5	-	-	-	-	-	-	-	15,000
MW-6	09/29/1993	4.46	5.17	-0.71	0.00	0.00	-	-	<10	-	<50	<0.5	<0.5	<0.5	<0.5	-	-	-	-	-	-	-	-
MW-6	12/20/1993	4.46	5.93	-1.47	0.00	0.00	-	-	<10	-	<50	<0.5	<0.5	<0.5	<0.5	-	-	-	-	-	-	-	-
MW-6	03/07/1994	4.46	5.27	-0.81	0.00	0.00	-	-	<10	-	54	<0.5	<0.5	<0.5	0.6	-	-	-	-	-	-	-	-
MW-6	06/17/1994	4.46	-	-	0.00	0.00	-	-	-	-	-	-	-	-	-	-	-	-	-	-	-	-	-
MW-6	09/12/1994	4.46	5.10	-0.64	0.00	0.00	-	-	<50	-	<50	<0.5	<0.5	<0.5	<0.5	<50	-	-	-	-	-	-	-
MW-6	11/30/1994	4.46	5.58	-1.12	0.00	0.00	-	-	800 <sup>1</sup>	-	<50	<0.5	<0.5	<0.5	<0.5	-	-	-	-	-	-	-	-
MW-6	03/24/1995	4.46	6.33	-1.87	0.00	0.00	-	-	490 <sup>2</sup>	-	<50	<0.5	<0.5	<0.5	<0.5	-	-	-	-	-	-	-	-
MW-6	06/27/1995	4.46	8.20	-3.74	0.00	0.00	-	-	300 <sup>2</sup>	-	<50	<0.5	<0.5	<0.5	<0.5	-	-	-	-	-	-	-	-
MW-6	09/28/1995	4.46	4.65	-0.19	0.00	0.00	-	-	1,200 <sup>2</sup>	-	120	1.1	<0.5	<0.5	<0.5	-	-	-	-	-	-	-	-

TABLE 1

GROUNDWATER MONITORING AND SAMPLING DATA  
 CHEVRON SERVICE STATION 90121  
 3026 LAKESHORE AVENUE  
 OAKLAND, CALIFORNIA

Location	Date	TOC	DTW	GWE	LNAPLT	LNAPL REMOVED	HYDROCARBONS					PRIMARY VOCS					ADDITIONAL VOCS	GENERAL CHEMISTRY					
							Motor Oil	Motor Oil w/ Si Gel	TPH-DRO	TPH-DRO w/ Si Gel	TPH-GRO	B	T	E	X	MTBE by SW8260	Ethanol	Ferrous Iron	Nitrate	Total Alkalinity	Sulfate	Total Dissolved Solids	
	Units	ft	ft	ft-amsl	ft	gal	µg/L	µg/L	µg/L	µg/L	µg/L	µg/L	µg/L	µg/L	µg/L	µg/L	µg/L	µg/L	µg/L	µg/L	µg/L	µg/L	µg/L
MW-6	12/19/1995	4.46	6.04	-1.58	0.00	0.00	-	-	820 <sup>2</sup>	-	<50	<0.5	<0.5	<0.5	<0.5	<2.5	-	-	-	-	-	-	-
MW-6	02/28/1996	4.46	6.00	-1.54	0.00	0.00	-	-	270 <sup>2</sup>	-	<50	<0.5	<0.5	<0.5	<0.5	<2.5	-	-	-	-	-	-	-
MW-6	06/25/1996	4.46	6.17	-1.71	0.00	0.00	-	-	750 <sup>2</sup>	-	97	<0.5	<0.5	<0.5	0.71	<2.5	-	-	-	-	-	-	-
MW-6	12/17/1996	4.46	6.13	-1.67	0.00	0.00	-	-	540 <sup>2</sup>	-	65	<0.5	<0.5	<0.5	<0.5	<2.5	-	-	-	-	-	-	-
MW-6	03/31/1997	4.46	6.69	-2.23	0.00	0.00	-	-	780 <sup>2</sup>	-	65	<0.5	<0.5	<0.5	<0.5	<2.5	-	-	-	-	-	-	-
MW-6	06/30/1997 <sup>25</sup>	4.46	7.08	-2.62	0.00	0.00	-	-	-	-	-	-	-	-	-	-	-	-	-	-	-	-	-
MW-6	09/12/1997	4.46	5.41	-0.95	0.00	0.00	-	-	270 <sup>2</sup>	-	65	<0.5	<0.5	<0.5	<0.5	<2.5	-	-	-	-	-	-	-
MW-6	12/05/1997	4.46	6.42	-1.96	0.00	0.00	-	-	-	-	-	-	-	-	-	-	-	-	-	-	-	-	-
MW-6	02/16/1998	4.46	4.76	-0.30	0.00	0.00	-	-	3302	-	140	<0.5	<0.5	<0.5	<0.5	<2.5	-	-	-	-	-	-	-
MW-6	06/17/1998	4.46	6.00	-1.54	0.00	0.00	-	-	-	-	-	-	-	-	-	-	-	-	-	-	-	-	-
MW-6	08/31/1998	4.46	5.10	-0.64	0.00	0.00	-	-	2701	-	<50	<0.5	<0.5	<0.5	<0.5	<2.5	-	-	-	-	-	-	-
MW-6	12/28/1998	4.46	6.50	-2.04	0.00	0.00	-	-	-	-	-	-	-	-	-	-	810	<1,000	2400000	110000	-	-	-
MW-6	03/04/1999	4.46	5.81	-1.35	0.00	0.00	-	-	638 <sup>1</sup>	-	95.5	<0.5	<0.5	<0.5	<0.5	<2.0	-	-	-	-	-	-	-
MW-6	06/14/1999	4.46	5.43	-0.97	0.00	0.00	-	-	-	-	-	-	-	-	-	-	-	-	-	-	-	-	-
MW-6	09/17/1999	4.46	6.20	-1.74	0.00	0.00	-	-	258 <sup>1</sup>	-	<50	<0.5	<0.5	<0.5	<0.5	<2.5	-	-	-	-	-	-	-
MW-6	12/20/1999	4.46	6.77	-2.31	0.00	0.00	-	-	-	-	-	-	-	-	-	-	-	-	-	-	-	-	-
MW-6	03/20/2000	4.46	6.58	-2.12	0.00	0.00	-	-	257 <sup>2</sup>	-	<50	<0.5	<0.5	<0.5	<0.5	<2.5	-	-	-	-	-	-	-
MW-6	06/24/2000 <sup>25</sup>	4.46	6.98	-2.52	0.00	0.00	-	-	-	-	-	-	-	-	-	-	-	-	-	-	-	-	-
MW-6	09/07/2000	4.46	4.92	-0.46	0.00	0.00	-	-	98 <sup>11</sup>	-	<50	<0.50	<0.50	<0.50	<0.50	<2.5	-	-	-	-	-	-	-
MW-6	12/05/2000	4.46	5.10	-0.64	0.00	0.00	-	-	-	-	-	-	-	-	-	-	-	-	-	-	-	-	-
MW-6	03/01/2001	4.46	4.89	-0.43	0.00	0.00	-	-	190 <sup>9</sup>	-	<50	<0.50	<0.50	<0.50	<0.50	<2.5	-	-	-	-	-	-	-
MW-6	06/04/2001 <sup>25</sup>	4.46	5.21	-0.75	0.00	0.00	-	-	-	-	-	-	-	-	-	-	-	-	-	-	-	-	-
MW-6	09/10/2001	4.46	5.11	-0.65	0.00	0.00	-	-	140 <sup>17</sup>	-	<50	<0.50	<0.50	<0.50	<0.50	<2.5	-	-	-	-	-	-	-
MW-6	12/03/2001 <sup>25</sup>	4.46	5.03	-0.57	0.00	0.00	-	-	-	-	-	-	-	-	-	-	-	-	-	-	-	-	-
MW-6	03/04/2002 <sup>26</sup>	4.46	-	-	0.00	0.00	-	-	-	-	-	-	-	-	-	-	-	-	-	-	-	-	-
MW-6	05/30/2002 <sup>25</sup>	4.46	6.11	-1.65	0.00	0.00	-	-	-	-	-	-	-	-	-	-	-	-	-	-	-	-	-
MW-6	09/03/2002	4.46	5.28	-0.82	0.00	0.00	-	-	340	-	<500	<2.0	<2.0	<2.0	<6.0	<3.0	-	-	-	-	-	-	-

TABLE 1

GROUNDWATER MONITORING AND SAMPLING DATA  
 CHEVRON SERVICE STATION 90121  
 3026 LAKESHORE AVENUE  
 OAKLAND, CALIFORNIA

Location	Date	TOC	DTW	GWE	LNAPLT	LNAPL REMOVED	HYDROCARBONS					PRIMARY VOCS					ADDITIONAL VOCS	GENERAL CHEMISTRY					
							Motor Oil	Motor Oil w/ Si Gel	TPH-DRO	TPH-DRO w/ Si Gel	TPH-GRO	B	T	E	X	MTBE by SW8260	Ethanol	Ferrous Iron	Nitrate	Total Alkalinity	Sulfate	Total Dissolved Solids	
	Units	ft	ft	ft-amsl	ft	gal	µg/L	µg/L	µg/L	µg/L	µg/L	µg/L	µg/L	µg/L	µg/L	µg/L	µg/L	µg/L	µg/L	µg/L	µg/L	µg/L	µg/L
MW-6	12/09/2002 <sup>25</sup>	4.46	5.12	-0.66	0.00	0.00	-	-	-	-	-	-	-	-	-	-	-	-	-	-	-	-	-
MW-6	03/10/2003	4.46	6.26	-1.80	0.00	0.00	-	-	420	-	<50	<0.50	<0.50	<0.50	<1.5	<2.5	-	-	-	-	-	-	-
MW-6	06/09/2003 <sup>25</sup>	4.46	5.91	-1.45	0.00	0.00	-	-	-	-	-	-	-	-	-	-	-	-	-	-	-	-	-
MW-6	09/08/2003 <sup>18</sup>	4.46	4.65	-0.19	0.00	0.00	-	-	230	-	<50	<0.5	<0.5	<0.5	<0.5	<0.5	<50	-	-	-	-	-	-
MW-6	12/08/2003 <sup>25</sup>	4.46	5.24	-0.78	0.00	0.00	-	-	-	-	-	-	-	-	-	-	-	-	-	-	-	-	-
MW-6	03/09/2004 <sup>18</sup>	4.46	5.85	-1.39	0.00	0.00	-	-	1,500	-	<50	<0.5	<0.5	<0.5	<0.5	<0.5	<50	-	-	-	-	-	-
MW-6	06/17/2004 <sup>25</sup>	4.46	6.08	-1.62	0.00	0.00	-	-	-	-	-	-	-	-	-	-	-	-	-	-	-	-	-
MW-6	09/15/2004 <sup>18</sup>	4.46	6.74	-2.28	0.00	0.00	-	-	1,200	-	<50	<0.5	<0.5	<0.5	<0.5	<0.5	<50	-	-	-	-	-	-
MW-6	12/23/2004 <sup>25</sup>	4.46	5.76	-1.30	0.00	0.00	-	-	-	-	-	-	-	-	-	-	-	-	-	-	-	-	-
MW-6	03/24/2005 <sup>18</sup>	4.46	4.65	-0.19	0.00	0.00	-	-	290	-	60	<0.5	<0.5	<0.5	<0.5	<0.5	<50	-	-	-	-	-	-
MW-6	06/16/2005 <sup>25</sup>	4.46	5.50	-1.04	0.00	0.00	-	-	-	-	-	-	-	-	-	-	-	-	-	-	-	-	-
MW-6	09/16/2005 <sup>18</sup>	4.46	5.09	-0.63	0.00	0.00	-	-	640	-	<50	<3	<3	<3	<3	<3	<250	-	-	-	-	-	-
MW-6	12/21/2005 <sup>25</sup>	4.46	5.00	-0.54	0.00	0.00	-	-	-	-	-	-	-	-	-	-	-	-	-	-	-	-	-
MW-6	03/23/2006 <sup>18</sup>	4.46	4.63	-0.17	0.00	0.00	-	-	1,500	-	50	<3	<3	<3	<3	<3	<250	-	-	-	-	-	-
MW-6	06/09/2006 <sup>25</sup>	4.46	4.95	-0.49	0.00	0.00	-	-	-	-	-	-	-	-	-	-	-	-	-	-	-	-	-
MW-6	09/05/2006 <sup>18</sup>	4.46	4.85	-0.39	0.00	0.00	-	-	820	-	<250	<3	<3	<3	<3	<3	<250	-	-	-	-	-	-
MW-6	12/15/2006 <sup>25</sup>	4.46	5.40	-0.94	0.00	0.00	-	-	-	-	-	-	-	-	-	-	-	-	-	-	-	-	-
MW-6	03/01/2007 <sup>18</sup>	4.46	5.42	-0.96	0.00	0.00	-	-	1,600	-	<250	0.9	3	0.7	4	<0.5	<50	-	-	-	-	-	-
MW-6	06/05/2007 <sup>25</sup>	4.46	5.87	-1.41	0.00	0.00	-	-	-	-	-	-	-	-	-	-	-	-	-	-	-	-	-
MW-6	09/05/2007 <sup>18</sup>	4.46	4.75	-0.29	0.00	0.00	-	-	850	-	58	<5	<5	<5	<5	<5	<500	-	-	-	-	-	-
MW-6	12/05/2007 <sup>25</sup>	4.46	5.58	-1.12	0.00	0.00	-	-	-	-	-	-	-	-	-	-	-	-	-	-	-	-	-
MW-6	03/03/2008 <sup>18</sup>	4.46	5.86	-1.40	0.00	0.00	-	-	1,800	-	82	<0.5	<0.5	<0.5	<0.5	<0.5	<50	-	-	-	-	-	-
MW-6	06/02/2008 <sup>25</sup>	4.46	5.24	-0.78	0.00	0.00	-	-	-	-	-	-	-	-	-	-	-	-	-	-	-	-	-
MW-6	09/04/2008 <sup>18</sup>	4.46	4.71	-0.25	0.00	0.00	-	-	770	-	<50	<5 <sup>24</sup>	<5 <sup>24</sup>	<5 <sup>24</sup>	<5 <sup>24</sup>	<5 <sup>24</sup>	<500	-	-	-	-	-	-
MW-6	12/04/2008 <sup>25</sup>	4.46	4.80	-0.34	0.00	0.00	-	-	-	-	-	-	-	-	-	-	-	-	-	-	-	-	-
MW-6	02/26/2009 <sup>18,26</sup>	4.46	-	-	-	-	-	-	-	-	-	-	-	-	-	-	-	-	-	-	-	-	-
MW-6	06/30/2009 <sup>18</sup>	4.46	5.29	-0.83	0.00	0.00	-	-	-	-	-	-	-	-	-	-	-	-	-	-	-	-	-

TABLE 1

GROUNDWATER MONITORING AND SAMPLING DATA  
 CHEVRON SERVICE STATION 90121  
 3026 LAKESHORE AVENUE  
 OAKLAND, CALIFORNIA

Location	Date	TOC	DTW	GWE	LNAPL	LNAPL REMOVED	HYDROCARBONS					PRIMARY VOCS					ADDITIONAL VOCS	GENERAL CHEMISTRY					
							Motor Oil	Motor Oil w/ Si Gel	TPH-DRO	TPH-DRO w/ Si Gel	TPH-GRO	B	T	E	X	MTBE by SW8260	Ethanol	Ferrous Iron	Nitrate	Total Alkalinity	Sulfate	Total Dissolved Solids	
Units	ft	ft	ft-amsl	ft	gal	µg/L	µg/L	µg/L	µg/L	µg/L	µg/L	µg/L	µg/L	µg/L	µg/L	µg/L	µg/L	µg/L	µg/L	µg/L	µg/L	µg/L	µg/L
MW-6	09/29/2009 <sup>18,24</sup>	4.46	4.82	-0.36	0.00	0.00	-	-	1,500	-	<50	<0.5	<0.5	<0.5	<0.5	<0.5	<50	-	-	-	-	-	-
MW-6	03/10/2010 <sup>18</sup>	4.46	2.91	1.55	0.00	0.00	-	-	2,500	-	120	<0.5	<0.5	<0.5	<0.5	<0.5	<50	-	-	-	-	-	-
MW-6	09/15/2010	4.46	5.00	-0.54	0.00	0.00	-	-	1,300	-	<50	<0.5	<0.5	<0.5	<0.5	<0.5	<50	-	-	-	-	-	-
MW-6	03/14/2011	4.46	7.15	-2.69	0.00	0.00	72 J	-	710	-	89 J	<0.5	<0.5	<0.5	<0.5	<0.5	<50	-	-	-	-	-	-
MW-6	09/26/2011	4.46	4.79	-0.33	0.00	0.00	-	<38	-	<50	<50	<1	<1	<1	<1	<1	<100	-	-	-	-	-	-
<b>MW-6</b>	<b>03/30/2012</b>	<b>4.46</b>	<b>6.87</b>	<b>-2.41</b>	<b>0.00</b>	<b>0.00</b>	-	<38	-	<50	<50	<5	<5	<5	<5	<5	<500	-	-	-	-	-	-
MW-7	08/24/1992	5.26	5.55	-0.29	0.00	0.00	-	-	-	-	-	-	-	-	-	-	-	-	-	-	-	-	-
MW-7	09/21/1992	5.26	5.65	-0.39	0.00	0.00	-	-	<50	-	<50	<0.5	<0.5	<0.5	<0.5	-	-	-	-	-	-	-	-
MW-7	10/26/1992	5.26	5.51	-0.25	0.00	0.00	-	-	-	-	-	-	-	-	-	-	-	-	-	-	-	-	-
MW-7	12/23/1992	5.26	3.95	1.31	0.00	0.00	-	-	60	-	<50	2.9	<0.5	<0.5	<0.5	-	-	-	-	-	-	-	-
MW-7	01/08/1993	5.26	-	-	0.00	0.00	-	-	-	-	-	-	-	-	-	-	-	-	-	-	-	-	-
MW-7	03/25/1993	5.26	2.50	2.76	0.00	0.00	-	-	<10	-	<50	<0.5	<0.5	<0.5	<0.5	-	-	-	-	-	-	-	-
MW-7	06/11/1993	5.26	3.46	1.80	0.00	0.00	-	-	-	-	<50	0.6	<0.5	<0.5	<0.5	-	-	-	-	-	-	-	2,200
MW-7	09/29/1993	5.26	5.52	-0.26	0.00	0.00	-	-	<10	-	<50	2.0	1.0	1.0	7.0	-	-	-	-	-	-	-	-
MW-7	12/20/1993	5.26	4.41	0.85	0.00	0.00	-	-	<10	-	<50	2.0	<0.5	<0.5	<0.5	-	-	-	-	-	-	-	-
MW-7	03/07/1994	5.26	2.62	2.64	0.00	0.00	-	-	<10	-	<50	<0.5	<0.5	<0.5	<0.5	-	-	-	-	-	-	-	-
MW-7	06/17/1994	5.26	3.27	1.99	0.00	0.00	-	-	<50	-	<50	<0.5	<0.5	<0.5	<0.5	-	-	-	-	-	-	-	-
MW-7	09/12/1994	5.26	4.11	1.15	0.00	0.00	-	-	<50	-	<50	<0.5	<0.5	<0.5	<0.5	<5.0	-	-	-	-	-	-	-
MW-7	11/30/1994	5.26	2.76	2.50	0.00	0.00	-	-	92 <sup>1</sup>	-	<50	<0.5	<0.5	<0.5	<0.5	-	-	-	-	-	-	-	-
MW-7	03/24/1995	5.26	2.20	3.06	0.00	0.00	-	-	<50	-	<50	<0.5	<0.5	<0.5	<0.5	-	-	-	-	-	-	-	-
MW-7	06/27/1995	5.26	3.90	1.36	0.00	0.00	-	-	69 <sup>2</sup>	-	<50	<0.5	<0.5	<0.5	<0.5	-	-	-	-	-	-	-	-
MW-7	09/28/1995	5.26	4.85	0.41	0.00	0.00	-	-	84 <sup>2</sup>	-	<50	<0.5	<0.5	<0.5	<0.5	-	-	-	-	-	-	-	-
MW-7	12/19/1995	5.26	3.02	2.24	0.00	0.00	-	-	84 <sup>2</sup>	-	<50	<0.5	<0.5	<0.5	<0.5	<2.5	-	-	-	-	-	-	-
MW-7	02/28/1996	5.26	1.43	3.83	0.00	0.00	-	-	99 <sup>2</sup>	-	<50	<0.5	<0.5	<0.5	<0.5	<2.5	-	-	-	-	-	-	-
MW-7	06/25/1996	5.26	4.29	0.97	0.00	0.00	-	-	110 <sup>2</sup>	-	<50	<0.5	<0.5	<0.5	<0.5	<2.5	-	-	-	-	-	-	-
MW-7	12/17/1996	5.26	2.18	3.08	0.00	0.00	-	-	54 <sup>2</sup>	-	<50	<0.5	<0.5	<0.5	<0.5	<2.5	-	-	-	-	-	-	-

TABLE 1

GROUNDWATER MONITORING AND SAMPLING DATA  
 CHEVRON SERVICE STATION 90121  
 3026 LAKESHORE AVENUE  
 OAKLAND, CALIFORNIA

Location	Date	TOC	DTW	GWE	LNAPLT	LNAPL REMOVED	HYDROCARBONS					PRIMARY VOCS					ADDITIONAL VOCS	GENERAL CHEMISTRY					
							Motor Oil	Motor Oil w/ Si Gel	TPH-DRO	TPH-DRO w/ Si Gel	TPH-GRO	B	T	E	X	MTBE by SW8260		Ethanol	Ferrous Iron	Nitrate	Total Alkalinity	Sulfate	Total Dissolved Solids
	Units	ft	ft	ft-amsl	ft	gal	µg/L	µg/L	µg/L	µg/L	µg/L	µg/L	µg/L	µg/L	µg/L	µg/L	µg/L	µg/L	µg/L	µg/L	µg/L	µg/L	µg/L
MW-7	03/31/1997	5.26	2.94	2.32	0.00	0.00	-	-	100 <sup>2</sup>	-	<50	<0.5	<0.5	<0.5	<0.5	<2.5	-	-	-	-	-	-	-
MW-7	06/30/1997 <sup>27</sup>	5.26	3.58	1.68	0.00	0.00	-	-	-	-	-	-	-	-	-	-	-	-	-	-	-	-	-
MW-7	09/12/1997	5.26	3.41	1.85	0.00	0.00	-	-	-	-	-	-	-	-	-	-	-	-	-	-	-	-	-
MW-7	12/05/1997	5.26	1.89	3.37	0.00	0.00	-	-	-	-	-	-	-	-	-	-	-	-	-	-	-	-	-
MW-7	02/16/1998	5.26	1.83	3.43	0.00	0.00	-	-	77 <sup>2</sup>	-	<50	<0.5	<0.5	<0.5	<0.5	<2.5	-	-	-	-	-	-	-
MW-7	06/17/1998	5.26	1.94	3.32	0.00	0.00	-	-	-	-	-	-	-	-	-	-	-	-	-	-	-	-	-
MW-7	08/31/1998	5.26	4.19	1.07	0.00	0.00	-	-	-	-	-	-	-	-	-	-	-	-	-	-	-	-	-
MW-7	12/28/1998	5.26	4.47	0.79	0.00	0.00	-	-	-	-	-	-	-	-	-	-	-	12000	<1,000	350000	79000	-	-
MW-7	03/04/1999	5.26	1.75	3.51	0.00	0.00	-	-	73.4	-	<50	<0.5	<0.5	<0.5	<0.5	<2.0	-	-	-	-	-	-	-
MW-7	06/14/1999	5.26	1.62	3.64	0.00	0.00	-	-	-	-	-	-	-	-	-	-	-	-	-	-	-	-	-
MW-7	09/17/1999	5.26	4.84	0.42	0.00	0.00	-	-	-	-	-	-	-	-	-	-	-	-	-	-	-	-	-
MW-7	12/20/1999	5.26	4.81	0.45	0.00	0.00	-	-	-	-	-	-	-	-	-	-	-	-	-	-	-	-	-
MW-7	03/20/2000	5.26	1.85	3.41	0.00	0.00	-	-	<50	-	<50	<0.5	<0.5	<0.5	<0.5	<2.5	-	-	-	-	-	-	-
MW-7	06/24/2000	5.26	2.21	3.05	0.00	0.00	-	-	-	-	-	-	-	-	-	-	-	-	-	-	-	-	-
MW-7	09/07/2000	5.26	3.65	1.61	0.00	0.00	-	-	-	-	-	-	-	-	-	-	-	-	-	-	-	-	-
MW-7	12/05/2000	5.26	2.95	2.31	0.00	0.00	-	-	-	-	-	-	-	-	-	-	-	-	-	-	-	-	-
MW-7	03/01/2001	5.26	0.65	4.61	0.00	0.00	-	-	<50	-	<50	<0.50	<0.50	<0.50	<0.50	<2.5	-	-	-	-	-	-	-
MW-7	06/04/2001	5.26	1.52	3.74	0.00	0.00	-	-	-	-	-	-	-	-	-	-	-	-	-	-	-	-	-
MW-7	09/10/2001 <sup>27</sup>	5.26	4.18	1.08	0.00	0.00	-	-	-	-	-	-	-	-	-	-	-	-	-	-	-	-	-
MW-7	12/03/2001 <sup>27</sup>	5.26	1.06	4.20	0.00	0.00	-	-	-	-	-	-	-	-	-	-	-	-	-	-	-	-	-
MW-7	03/04/2002	5.26	1.50	3.76	0.00	0.00	-	-	<50	-	<50	<0.50	<0.50	<0.50	<1.5	<2.5	-	-	-	-	-	-	-
MW-7	05/30/2002 <sup>27</sup>	5.26	2.75	2.51	0.00	0.00	-	-	-	-	-	-	-	-	-	-	-	-	-	-	-	-	-
MW-7	09/03/2002 <sup>27</sup>	5.26	3.02	2.24	0.00	0.00	-	-	-	-	-	-	-	-	-	-	-	-	-	-	-	-	-
MW-7	12/09/2002 <sup>27</sup>	5.26	2.85	2.41	0.00	0.00	-	-	-	-	-	-	-	-	-	-	-	-	-	-	-	-	-
MW-7	03/10/2003	5.26	1.94	3.32	0.00	0.00	-	-	85	-	<50	<0.50	<0.50	<0.50	<1.5	<2.5	-	-	-	-	-	-	-
MW-7	06/09/2003 <sup>27</sup>	5.26	2.54	2.72	0.00	0.00	-	-	-	-	-	-	-	-	-	-	-	-	-	-	-	-	-
MW-7	09/08/2003 <sup>27</sup>	5.26	2.60	2.66	0.00	0.00	-	-	-	-	-	-	-	-	-	-	-	-	-	-	-	-	-

TABLE 1

GROUNDWATER MONITORING AND SAMPLING DATA  
 CHEVRON SERVICE STATION 90121  
 3026 LAKESHORE AVENUE  
 OAKLAND, CALIFORNIA

Location	Date	TOC	DTW	GWE	LNAPLT	LNAPL REMOVED	HYDROCARBONS					PRIMARY VOCS					ADDITIONAL VOCS	GENERAL CHEMISTRY					
							Motor Oil	Motor Oil w/ Si Gel	TPH-DRO	TPH-DRO w/ Si Gel	TPH-GRO	B	T	E	X	MTBE by SW8260	Ethanol	Ferrous Iron	Nitrate	Total Alkalinity	Sulfate	Total Dissolved Solids	
	Units	ft	ft	ft-amsl	ft	gal	µg/L	µg/L	µg/L	µg/L	µg/L	µg/L	µg/L	µg/L	µg/L	µg/L	µg/L	µg/L	µg/L	µg/L	µg/L	µg/L	µg/L
MW-7	12/08/2003 <sup>27</sup>	5.26	2.45	2.81	0.00	0.00	-	-	-	-	-	-	-	-	-	-	-	-	-	-	-	-	-
MW-7	03/09/2004 <sup>18</sup>	5.26	0.73	4.53	0.00	0.00	-	-	230	-	<50	<0.5	<0.5	<0.5	<0.5	<0.5	<50	-	-	-	-	-	-
MW-7	06/17/2004 <sup>26</sup>	5.26	-	-	0.00	0.00	-	-	-	-	-	-	-	-	-	-	-	-	-	-	-	-	-
MW-7	09/15/2004 <sup>26</sup>	5.26	-	-	0.00	0.00	-	-	-	-	-	-	-	-	-	-	-	-	-	-	-	-	-
MW-7	12/23/2004 <sup>28</sup>	5.26	-	-	0.00	0.00	-	-	-	-	-	-	-	-	-	-	-	-	-	-	-	-	-
MW-7	03/24/2005 <sup>28</sup>	5.26	-	-	0.00	0.00	-	-	-	-	-	-	-	-	-	-	-	-	-	-	-	-	-
MW-7	06/16/2005 <sup>28</sup>	5.26	-	-	0.00	0.00	-	-	-	-	-	-	-	-	-	-	-	-	-	-	-	-	-
MW-7	09/16/2005 <sup>28</sup>	5.26	-	-	0.00	0.00	-	-	-	-	-	-	-	-	-	-	-	-	-	-	-	-	-
MW-7	12/21/2005 <sup>28</sup>	5.26	-	-	0.00	0.00	-	-	-	-	-	-	-	-	-	-	-	-	-	-	-	-	-
MW-7	03/23/2006 <sup>28</sup>	5.26	-	-	0.00	0.00	-	-	-	-	-	-	-	-	-	-	-	-	-	-	-	-	-
MW-7	06/09/2006 <sup>28</sup>	5.26	-	-	0.00	0.00	-	-	-	-	-	-	-	-	-	-	-	-	-	-	-	-	-
MW-7	09/05/2006 <sup>28</sup>	5.26	-	-	0.00	0.00	-	-	-	-	-	-	-	-	-	-	-	-	-	-	-	-	-
MW-7	12/15/2006 <sup>28</sup>	5.26	-	-	0.00	0.00	-	-	-	-	-	-	-	-	-	-	-	-	-	-	-	-	-
MW-8	06/23/1992	8.94	24.14	-15.20	0.00	0.00	-	-	<50	-	<50	<0.5	<0.5	<0.5	<0.5	-	-	-	-	-	-	-	-
MW-8	08/24/1992	8.94	8.60	0.34	0.00	0.00	-	-	-	-	-	-	-	-	-	-	-	-	-	-	-	-	-
MW-8	09/21/1992	8.94	8.39	0.55	0.00	0.00	-	-	<50	-	94	<0.5	<0.5	<0.5	<0.5	-	-	-	-	-	-	-	-
MW-8	10/26/1992	8.94	9.12	-0.18	0.00	0.00	-	-	-	-	-	-	-	-	-	-	-	-	-	-	-	-	-
MW-8	12/23/1992	8.94	8.11	0.83	0.00	0.00	-	-	79	-	<50	0.7	5.0	0.7	2.9	-	-	-	-	-	-	-	-
MW-8	01/08/1993	8.94	-	-	0.00	0.00	-	-	-	-	-	-	-	-	-	-	-	-	-	-	-	-	-
MW-8	03/25/1993	8.94	-	-	0.00	0.00	-	-	-	-	-	-	-	-	-	-	-	-	-	-	-	-	-
MW-8	06/11/1993	8.94	8.39	0.55	0.00	0.00	-	-	-	-	<50	<0.5	<0.5	<0.5	<0.5	-	-	-	-	-	-	-	3,500
MW-8	09/29/1993	8.94	8.25	0.69	0.00	0.00	-	-	<10	-	<50	<0.5	<0.5	<0.5	<0.5	-	-	-	-	-	-	-	-
MW-8	12/20/1993	8.94	8.46	0.48	0.00	0.00	-	-	<10	-	<50	<0.5	0.6	<0.5	1.0	-	-	-	-	-	-	-	-
MW-8	03/07/1994	8.94	8.66	0.28	0.00	0.00	-	-	<10	-	<50	<0.5	<0.5	<0.5	<0.5	-	-	-	-	-	-	-	-
MW-8	06/17/1994	8.94	8.82	0.12	0.00	0.00	-	-	<50	-	<50	<0.5	<0.5	<0.5	<0.5	-	-	-	-	-	-	-	-
MW-8	09/12/1994	8.94	8.83	0.11	0.00	0.00	-	-	<50	-	<50	<0.5	<0.5	<0.5	0.8	<5.0	-	-	-	-	-	-	-



TABLE 1

GROUNDWATER MONITORING AND SAMPLING DATA  
 CHEVRON SERVICE STATION 90121  
 3026 LAKESHORE AVENUE  
 OAKLAND, CALIFORNIA

Location	Date	TOC	DTW	GWE	LNAPLT	LNAPL REMOVED	HYDROCARBONS					PRIMARY VOCS					ADDITIONAL VOCS	GENERAL CHEMISTRY					
							Motor Oil	Motor Oil w/ Si Gel	TPH-DRO	TPH-DRO w/ Si Gel	TPH-GRO	B	T	E	X	MTBE by SW8260		Ethanol	Ferrous Iron	Nitrate	Total Alkalinity	Sulfate	Total Dissolved Solids
Units	ft	ft	ft-amsl	ft	gal	µg/L	µg/L	µg/L	µg/L	µg/L	µg/L	µg/L	µg/L	µg/L	µg/L	µg/L	µg/L	µg/L	µg/L	µg/L	µg/L	µg/L	
MW-8	11/30/1994	8.94	8.63	0.31	0.00	0.00	-	-	120 <sup>1</sup>	-	<50	<0.5	<0.5	<0.5	<0.5	-	-	-	-	-	-	-	-
MW-8	03/24/1995	8.94	8.51	0.43	0.00	0.00	-	-	110 <sup>2</sup>	-	<50	<0.5	<0.5	<0.5	<0.5	-	-	-	-	-	-	-	-
MW-8	06/27/1995	8.94	8.97	-0.03	0.00	0.00	-	-	67 <sup>2</sup>	-	<50	<0.5	<0.5	<0.5	<0.5	-	-	-	-	-	-	-	-
MW-8	09/28/1995	8.94	8.90	0.04	0.00	0.00	-	-	91 <sup>2</sup>	-	<50	<0.5	<0.5	<0.5	<0.5	-	-	-	-	-	-	-	-
MW-8	12/19/1995	8.94	8.40	0.54	0.00	0.00	-	-	76 <sup>2</sup>	-	<50	<0.5	<0.5	<0.5	<0.5	<2.5	-	-	-	-	-	-	-
MW-8	02/28/1996	8.94	8.44	0.50	0.00	0.00	-	-	<50	-	<50	<0.5	<0.5	<0.5	<0.5	<2.5	-	-	-	-	-	-	-
MW-8	06/25/1996	8.94	8.89	0.05	0.00	0.00	-	-	80 <sup>2</sup>	-	<50	<0.5	<0.5	<0.5	<0.5	<2.5	-	-	-	-	-	-	-
MW-8	12/17/1996	8.94	8.45	0.49	0.00	0.00	-	-	79 <sup>2</sup>	-	<50	<0.5	<0.5	<0.5	<0.5	<2.5	-	-	-	-	-	-	-
MW-8	03/31/1997	8.94	8.76	0.18	0.00	0.00	-	-	72 <sup>2</sup>	-	<50	<0.5	<0.5	<0.5	<0.5	3.6	-	-	-	-	-	-	-
MW-8	06/30/1997	8.94	9.12	-0.18	0.00	0.00	-	-	-	-	-	-	-	-	-	-	-	-	-	-	-	-	-
MW-8	09/12/1997	8.94	8.81	0.13	0.00	0.00	-	-	-	-	-	-	-	-	-	-	-	-	-	-	-	-	-
MW-8	12/05/1997	8.94	8.35	0.59	0.00	0.00	-	-	-	-	-	-	-	-	-	-	-	-	-	-	-	-	-
MW-8	02/16/1998	8.94	7.94	1.00	0.00	0.00	-	-	68 <sup>2</sup>	-	<50	<0.5	<0.5	<0.5	<0.5	4.3	-	-	-	-	-	-	-
MW-8	06/17/1998	8.94	8.43	0.51	0.00	0.00	-	-	-	-	-	-	-	-	-	-	-	-	-	-	-	-	-
MW-8	08/31/1998	8.94	8.88	0.06	0.00	0.00	-	-	-	-	-	-	-	-	-	-	-	-	-	-	-	-	-
MW-8	12/28/1998	8.94	8.30	0.64	0.00	0.00	-	-	-	-	-	-	-	-	-	-	45	<1,000	1100000	87000	-	-	-
MW-8	03/04/1999	8.94	8.65	0.29	0.00	0.00	-	-	106	-	<50	<0.5	<0.5	<0.5	<0.5	3.83	-	-	-	-	-	-	-
MW-8	06/14/1999	8.94	8.42	0.52	0.00	0.00	-	-	-	-	-	-	-	-	-	-	-	-	-	-	-	-	-
MW-8	09/17/1999	8.94	9.87	-0.93	0.00	0.00	-	-	-	-	-	-	-	-	-	-	-	-	-	-	-	-	-
MW-8	12/20/1999	8.94	8.40	0.54	0.00	0.00	-	-	-	-	-	-	-	-	-	-	-	-	-	-	-	-	-
MW-8	03/20/2000	8.94	8.12	0.82	0.00	0.00	-	-	82.2 <sup>6</sup>	-	<50	<0.5	<0.5	<0.5	<0.5	3.46	-	-	-	-	-	-	-
MW-8	06/24/2000 <sup>27</sup>	8.94	8.63	0.31	0.00	0.00	-	-	-	-	-	-	-	-	-	-	-	-	-	-	-	-	-
MW-8	09/07/2000	8.94	8.68	0.26	0.00	0.00	-	-	-	-	-	-	-	-	-	-	-	-	-	-	-	-	-
MW-8	12/05/2000	8.94	8.13	0.81	0.00	0.00	-	-	-	-	-	-	-	-	-	-	-	-	-	-	-	-	-
MW-8	03/01/2001	8.94	7.90	1.04	0.00	0.00	-	-	51 <sup>11</sup>	-	<50	<0.50	<0.50	<0.50	<0.50	<2.5	-	-	-	-	-	-	-
MW-8	06/04/2001	8.94	9.21	-0.27	0.00	0.00	-	-	-	-	-	-	-	-	-	-	-	-	-	-	-	-	-
MW-8	09/10/2001 <sup>27</sup>	8.94	8.68	0.26	0.00	0.00	-	-	-	-	-	-	-	-	-	-	-	-	-	-	-	-	-

TABLE 1

GROUNDWATER MONITORING AND SAMPLING DATA  
 CHEVRON SERVICE STATION 90121  
 3026 LAKESHORE AVENUE  
 OAKLAND, CALIFORNIA

Location	Date	TOC	DTW	GWE	LNAPLT	LNAPL REMOVED	HYDROCARBONS					PRIMARY VOCS					ADDITIONAL VOCS	GENERAL CHEMISTRY					
							Motor Oil	Motor Oil w/ Si Gel	TPH-DRO	TPH-DRO w/ Si Gel	TPH-GRO	B	T	E	X	MTBE by SW8260	Ethanol	Ferrous Iron	Nitrate	Total Alkalinity	Sulfate	Total Dissolved Solids	
Units	ft	ft	ft-amsl	ft	gal	µg/L	µg/L	µg/L	µg/L	µg/L	µg/L	µg/L	µg/L	µg/L	µg/L	µg/L	µg/L	µg/L	µg/L	µg/L	µg/L	µg/L	
MW-8	12/03/2001 <sup>27</sup>	8.94	7.82	1.12	0.00	0.00	-	-	-	-	-	-	-	-	-	-	-	-	-	-	-	-	-
MW-8	03/04/2002	8.94	7.68	1.26	0.00	0.00	-	-	82	-	<50	<0.50	<0.50	<0.50	<1.5	<2.5	-	-	-	-	-	-	-
MW-8	05/30/2002 <sup>26</sup>	8.94	-	-	0.00	0.00	-	-	-	-	-	-	-	-	-	-	-	-	-	-	-	-	-
MW-8	09/03/2002 <sup>27</sup>	8.94	9.15	-0.21	0.00	0.00	-	-	-	-	-	-	-	-	-	-	-	-	-	-	-	-	-
MW-8	12/09/2002 <sup>27</sup>	8.94	8.73	0.21	0.00	0.00	-	-	-	-	-	-	-	-	-	-	-	-	-	-	-	-	-
MW-8	03/10/2003	8.94	8.39	0.55	0.00	0.00	-	-	110	-	<50	<0.50	<0.50	<0.50	<1.5	<2.5	-	-	-	-	-	-	-
MW-8	06/09/2003 <sup>27</sup>	8.94	8.97	-0.03	0.00	0.00	-	-	-	-	-	-	-	-	-	-	-	-	-	-	-	-	-
MW-8	09/08/2003 <sup>27</sup>	8.94	8.42	0.52	0.00	0.00	-	-	-	-	-	-	-	-	-	-	-	-	-	-	-	-	-
MW-8	12/08/2003 <sup>27</sup>	8.94	8.17	0.77	0.00	0.00	-	-	-	-	-	-	-	-	-	-	-	-	-	-	-	-	-
MW-8	03/09/2004 <sup>18</sup>	8.94	7.91	1.03	0.00	0.00	-	-	300	-	<50	<0.5	<0.5	<0.5	<0.5	3	<50	-	-	-	-	-	-
MW-8	06/17/2004 <sup>27</sup>	8.94	8.93	0.01	0.00	0.00	-	-	-	-	-	-	-	-	-	-	-	-	-	-	-	-	-
MW-8	09/15/2004 <sup>27</sup>	8.94	9.91	-0.97	0.00	0.00	-	-	-	-	-	-	-	-	-	-	-	-	-	-	-	-	-
MW-8	12/23/2004 <sup>27</sup>	8.94	5.74	3.20	0.00	0.00	-	-	-	-	-	-	-	-	-	-	-	-	-	-	-	-	-
MW-8	03/24/2005 <sup>18</sup>	8.94	8.44	0.50	0.00	0.00	-	-	240	-	<50	<0.5	<0.5	<0.5	<0.5	1	<50	-	-	-	-	-	-
MW-8	06/16/2005 <sup>27</sup>	8.94	8.78	0.16	0.00	0.00	-	-	-	-	-	-	-	-	-	-	-	-	-	-	-	-	-
MW-8	09/16/2005 <sup>27</sup>	8.94	8.68	0.26	0.00	0.00	-	-	-	-	-	-	-	-	-	-	-	-	-	-	-	-	-
MW-8	12/21/2005 <sup>27</sup>	8.94	8.21	0.73	0.00	0.00	-	-	-	-	-	-	-	-	-	-	-	-	-	-	-	-	-
MW-8	03/23/2006 <sup>18</sup>	8.94	7.91	1.03	0.00	0.00	-	-	120	-	<50	<0.5	<0.5	<0.5	<0.5	0.8	<50	-	-	-	-	-	-
MW-8	06/09/2006 <sup>27</sup>	8.94	8.91	0.03	0.00	0.00	-	-	-	-	-	-	-	-	-	-	-	-	-	-	-	-	-
MW-8	09/05/2006 <sup>27</sup>	8.94	8.55	0.39	0.00	0.00	-	-	-	-	-	-	-	-	-	-	-	-	-	-	-	-	-
MW-8	12/15/2006 <sup>27</sup>	8.94	8.26	0.68	0.00	0.00	-	-	-	-	-	-	-	-	-	-	-	-	-	-	-	-	-
MW-8	03/01/2007 <sup>18</sup>	8.94	8.08	0.86	0.00	0.00	-	-	150	-	63	2	5	1	7	1	<50	-	-	-	-	-	-
MW-8	06/05/2007 <sup>27</sup>	8.94	8.35	0.59	0.00	0.00	-	-	-	-	-	-	-	-	-	-	-	-	-	-	-	-	-
MW-8	09/05/2007 <sup>27</sup>	8.94	7.21	1.73	0.00	0.00	-	-	-	-	-	-	-	-	-	-	-	-	-	-	-	-	-
MW-8	12/05/2007 <sup>27</sup>	8.94	7.17	1.77	0.00	0.00	-	-	-	-	-	-	-	-	-	-	-	-	-	-	-	-	-
MW-8	03/03/2008 <sup>18</sup>	8.94	7.13	1.81	0.00	0.00	-	-	510	-	<50	<0.5	<0.5	<0.5	<0.5	0.9	<50	-	-	-	-	-	-
MW-8	06/02/2008 <sup>27</sup>	8.94	7.74	1.20	0.00	0.00	-	-	-	-	-	-	-	-	-	-	-	-	-	-	-	-	-

TABLE 1

GROUNDWATER MONITORING AND SAMPLING DATA  
 CHEVRON SERVICE STATION 90121  
 3026 LAKESHORE AVENUE  
 OAKLAND, CALIFORNIA

Location	Date	TOC	DTW	GWE	LNAPL	LNAPL REMOVED	HYDROCARBONS					PRIMARY VOCS					ADDITIONAL VOCS	GENERAL CHEMISTRY					
							Motor Oil	Motor Oil w/ Si Gel	TPH-DRO	TPH-DRO w/ Si Gel	TPH-GRO	B	T	E	X	MTBE by SW8260		Ethanol	Ferrous Iron	Nitrate	Total Alkalinity	Sulfate	Total Dissolved Solids
	Units	ft	ft	ft-amsl	ft	gal	µg/L	µg/L	µg/L	µg/L	µg/L	µg/L	µg/L	µg/L	µg/L	µg/L	µg/L	µg/L	µg/L	µg/L	µg/L	µg/L	µg/L
MW-8	09/04/2008 <sup>27</sup>	8.94	7.88	1.06	0.00	0.00	-	-	-	-	-	-	-	-	-	-	-	-	-	-	-	-	-
MW-8	12/04/2008 <sup>27</sup>	8.94	7.22	1.72	0.00	0.00	-	-	-	-	-	-	-	-	-	-	-	-	-	-	-	-	-
MW-8	02/26/2009 <sup>18</sup>	8.94	6.44	2.50	0.00	0.00	-	-	580	-	<50	<0.5	<0.5	<0.5	<0.5	2	<50	-	-	-	-	-	-
MW-8	06/30/2009 <sup>27</sup>	8.94	7.62	1.32	0.00	0.00	-	-	-	-	-	-	-	-	-	-	-	-	-	-	-	-	-
MW-8	09/29/2009 <sup>18,27</sup>	8.94	7.22	1.72	0.00	0.00	-	-	-	-	-	-	-	-	-	-	-	-	-	-	-	-	-
MW-8	03/10/2010 <sup>18</sup>	8.94	5.18	3.76	0.00	0.00	-	-	460	-	<50	<0.5	<0.5	<0.5	<0.5	2	<50	-	-	-	-	-	-
MW-8	09/15/2010 <sup>27</sup>	8.94	8.77	0.17	0.00	0.00	-	-	-	-	-	-	-	-	-	-	-	-	-	-	-	-	-
MW-8	03/14/2011 <sup>29</sup>	8.94	7.75	1.19	0.00	0.00	<38	-	<33	-	<50	<0.5	<0.5	<0.5	<0.5	1	<50	-	-	-	-	-	-
MW-8	09/26/2011 <sup>29</sup>	8.94	8.52	0.42	0.00	0.00	-	-	-	-	-	-	-	-	-	-	-	-	-	-	-	-	-
<b>MW-8</b>	<b>03/30/2012</b>	<b>8.94</b>	<b>7.56</b>	<b>1.38</b>	<b>0.00</b>	<b>0.00</b>	-	<38	-	<50	<50	<0.5	<0.5	<0.5	<0.5	<b>1</b>	<50	-	-	-	-	-	-
MW-9	04/19/1999	5.87	3.16	2.71	0.00	0.00	-	-	2,600 <sup>2</sup>	-	3,900 <sup>6</sup>	14	6.9	14	24	140	-	-	-	-	-	-	-
MW-9	06/14/1999	5.87	4.81	1.06	0.00	0.00	-	-	2,800 <sup>2</sup>	-	2,880	12.6	<10	<10	<10	138	-	-	-	-	-	-	-
MW-9	09/17/1999	5.87	4.85	1.02	0.00	0.00	-	-	1,770 <sup>2</sup>	-	3,370	33.1	14.4	<5.0	<5.0	202	-	-	-	-	-	-	-
MW-9	12/20/1999	5.87	4.00	1.87	0.00	0.00	-	-	996 <sup>2</sup>	-	3,970	42.2	13.5	<10	<10	311	-	-	-	-	-	-	-
MW-9	03/20/2000	5.87	3.00	2.87	0.00	0.00	-	-	2,710 <sup>2</sup>	-	5,920	22.1	<5.0	6.8	<5.0	106.0	-	-	-	-	-	-	-
MW-9	06/24/2000	5.87	3.91	1.96	0.00	0.00	-	-	1,940 <sup>9</sup>	-	2,500 <sup>7</sup>	12	<10	11	<10	120	-	-	-	-	-	-	-
MW-9	09/07/2000	5.87	4.28	1.59	0.00	0.00	-	-	1,500 <sup>9</sup>	-	3,700 <sup>7</sup>	<25	<25	<25	<25	330	-	-	-	-	-	-	-
MW-9	12/05/2000	5.87	3.80	2.07	0.00	0.00	-	-	1,300 <sup>12</sup>	-	3,470 <sup>2</sup>	<5.00	7.64	<5.00	<5.00	177	-	-	-	-	-	-	-
MW-9	03/01/2001	5.87	2.68	3.19	0.00	0.00	-	-	960 <sup>9</sup>	-	2,400 <sup>7</sup>	11	18.0	<10	<10	250	-	-	-	-	-	-	-
MW-9	06/04/2001	5.87	3.91	1.96	0.00	0.00	-	-	1,200 <sup>9</sup>	-	3,200 <sup>7</sup>	45	17	6.1	8.9	300	-	-	-	-	-	-	-
MW-9	09/10/2001	5.87	4.69	1.18	0.00	0.00	-	-	2,000 <sup>17</sup>	-	2,300	5.7	7.3	10	<5.0	200	-	-	-	-	-	-	-
MW-9	12/03/2001	5.87	2.99	2.88	0.00	0.00	-	-	2,600	-	3,600	14	5.4	8.2	8.5	210	-	-	-	-	-	-	-
MW-9	03/04/2002	5.87	3.55	2.32	0.00	0.00	-	-	3,700	-	4,400	17	<5.0	9.2	6.4	79	-	-	-	-	-	-	-
MW-9	05/30/2002	5.87	3.65	2.22	0.00	0.00	-	-	4,600	-	4,300	15	3.7	5.8	6.1	110	-	-	-	-	-	-	-
MW-9	09/03/2002	5.87	4.56	1.31	0.00	0.00	-	-	2,500	-	3,200	5.8	2.6	3.5	5.6	84	-	-	-	-	-	-	-
MW-9	12/09/2002	5.87	4.36	1.51	0.00	0.00	-	-	2,600	-	3,000	6.3	3.2	3.9	6.1	110	-	-	-	-	-	-	-

TABLE 1

GROUNDWATER MONITORING AND SAMPLING DATA  
 CHEVRON SERVICE STATION 90121  
 3026 LAKESHORE AVENUE  
 OAKLAND, CALIFORNIA

Location	Date	TOC	DTW	GWE	LNAPLT	LNAPL REMOVED	HYDROCARBONS					PRIMARY VOCS					ADDITIONAL VOCS	GENERAL CHEMISTRY						
							Motor Oil	Motor Oil w/ Si Gel	TPH-DRO	TPH-DRO w/ Si Gel	TPH-GRO	B	T	E	X	MTBE by SW8260		Ethanol	Ferrous Iron	Nitrate	Total Alkalinity	Sulfate	Total Dissolved Solids	
	Units	ft	ft	ft-amsl	ft	gal	µg/L	µg/L	µg/L	µg/L	µg/L	µg/L	µg/L	µg/L	µg/L	µg/L	µg/L	µg/L	µg/L	µg/L	µg/L	µg/L	µg/L	
MW-9	03/10/2003	5.87	3.61	2.26	0.00	0.00	-	-	1,500	-	3,300	11	3.7	5.4	<7.5	150	-	-	-	-	-	-	-	-
MW-9	06/09/2003 <sup>18</sup>	5.87	3.58	2.29	0.00	0.00	-	-	2,700	-	3,500	2	2	3	2	46	-	-	-	-	-	-	-	-
MW-9	09/08/2003 <sup>18</sup>	5.87	4.44	1.43	0.00	0.00	-	-	3,000	-	3,000	3	2	2	3	120	<50	-	-	-	-	-	-	-
MW-9	12/08/2003 <sup>18</sup>	5.87	3.66	2.21	0.00	0.00	-	-	2,500	-	2,400	3	3	3	4	560	<50	-	-	-	-	-	-	-
MW-9	03/09/2004 <sup>18</sup>	5.87	3.18	2.69	0.00	0.00	-	-	2,500	-	3,700	2	1	2	2	120	<50	-	-	-	-	-	-	-
MW-9	06/17/2004 <sup>18</sup>	5.87	4.82	1.05	0.00	0.00	-	-	2,700	-	3,100	2	1	2	3	96	<50	-	-	-	-	-	-	-
MW-9	09/15/2004 <sup>18</sup>	5.87	9.03	-3.16	0.00	0.00	-	-	2,600	-	1,200	1	<0.5	<0.5	2	190	<50	-	-	-	-	-	-	-
MW-9	12/23/2004 <sup>18</sup>	5.87	4.49	1.38	0.00	0.00	-	-	3,400	-	2,900	4	4	4	4	93	<50	-	-	-	-	-	-	-
MW-9	03/24/2005 <sup>18</sup>	5.87	2.52	3.35	0.00	0.00	-	-	1,500	-	3,200	16	2	3	3	23	<50	-	-	-	-	-	-	-
MW-9	06/16/2005 <sup>18</sup>	5.87	3.62	2.25	0.00	0.00	-	-	1,600	-	2,300	30	2	2	3	28	<50	-	-	-	-	-	-	-
MW-9	09/16/2005 <sup>18</sup>	5.87	4.78	1.09	0.00	0.00	-	-	1,500	-	1,400	2	0.9	1	2	50	<50	-	-	-	-	-	-	-
MW-9	12/21/2005 <sup>18</sup>	5.87	2.90	2.97	0.00	0.00	-	-	1,400 <sup>22</sup>	-	2,300	2	2	3	3	40	<50	-	-	-	-	-	-	-
MW-9	03/23/2006 <sup>18</sup>	5.87	2.62	3.25	0.00	0.00	-	-	1,600	-	2,900	1	9	6	160	24	<50	-	-	-	-	-	-	-
MW-9	06/09/2006 <sup>18</sup>	5.87	3.81	2.06	0.00	0.00	-	-	1,500	-	1,900	5	1	1	34	32	<50	-	-	-	-	-	-	-
MW-9	09/05/2006 <sup>18</sup>	5.87	4.93	0.94	0.00	0.00	-	-	1,700	-	1,300	1	1	0.9	14	53	<50	-	-	-	-	-	-	-
MW-9	12/15/2006 <sup>18</sup>	5.87	3.19	2.68	0.00	0.00	-	-	2,000	-	2,300	1	1	1	5	43	<50	-	-	-	-	-	-	-
MW-9	03/01/2007 <sup>18</sup>	5.87	3.07	2.80	0.00	0.00	-	-	1,700	-	3,000	1	1	1	4	36	<50	-	-	-	-	-	-	-
MW-9	06/05/2007 <sup>18</sup>	5.87	3.85	2.02	0.00	0.00	-	-	1,200	-	1,900	1	0.6	0.8	2	35	<50	-	-	-	-	-	-	-
MW-9	09/05/2007 <sup>18</sup>	5.87	4.98	0.89	0.00	0.00	-	-	1,800	-	1,400	1	0.8	0.8	3	56	<50	-	-	-	-	-	-	-
MW-9	12/05/2007 <sup>18</sup>	5.87	4.05	1.82	0.00	0.00	-	-	1,800	-	2,100	1	0.8	1	3	65	93	-	-	-	-	-	-	-
MW-9	03/03/2008 <sup>18</sup>	5.87	3.59	2.28	0.00	0.00	-	-	1,000	-	2,500	0.6	0.6	1	2	26	<50	-	-	-	-	-	-	-
MW-9	06/02/2008 <sup>18</sup>	5.87	4.78	1.09	0.00	0.00	-	-	1,700	-	2,400	1	0.8	0.8	2	50	<50	-	-	-	-	-	-	-
MW-9	09/04/2008 <sup>18</sup>	5.87	5.10	0.77	0.00	0.00	-	-	1,400	-	2,000	2	1	0.5	3	92	<50	-	-	-	-	-	-	-
MW-9	12/04/2008 <sup>18</sup>	5.87	4.73	1.14	0.00	0.00	-	-	2,300	-	1,700	1	2	1	3	50	<50	-	-	-	-	-	-	-
MW-9	02/26/2009 <sup>18</sup>	5.87	2.57	3.30	0.00	0.00	-	-	3,000	-	3,100	0.9	1	1	2	29	<50	-	-	-	-	-	-	-
MW-9	06/30/2009	5.87	4.63	1.24	0.00	0.00	-	-	1,700	-	2,600	0.9 J	0.9 J	0.8 J	4	49	<50	-	-	-	-	-	-	-
MW-9	09/29/2009	5.87	5.20	0.67	0.00	0.00	-	-	2,300	-	3,100	2	1	0.9 J	3	52	<50	-	-	-	-	-	-	-

TABLE 1

GROUNDWATER MONITORING AND SAMPLING DATA  
 CHEVRON SERVICE STATION 90121  
 3026 LAKESHORE AVENUE  
 OAKLAND, CALIFORNIA

Location	Date	TOC	DTW	GWE	LNAPLT	LNAPL REMOVED	HYDROCARBONS					PRIMARY VOCS				ADDITIONAL VOCS	GENERAL CHEMISTRY						
							Motor Oil	Motor Oil w/ Si Gel	TPH-DRO	TPH-DRO w/ Si Gel	TPH-GRO	B	T	E	X		MTBE by SW8260	Ethanol	Ferrous Iron	Nitrate	Total Alkalinity	Sulfate	Total Dissolved Solids
	Units	ft	ft	ft-amsl	ft	gal	µg/L	µg/L	µg/L	µg/L	µg/L	µg/L	µg/L	µg/L	µg/L	µg/L	µg/L	µg/L	µg/L	µg/L	µg/L	µg/L	µg/L
MW-9	03/10/2010	5.87	3.00	2.87	0.00	0.00	-	-	5,000	-	4,100	0.6 J	0.8 J	1	2	19	<50	-	-	-	-	-	-
MW-9	09/15/2010	5.87	5.12	0.75	0.00	0.00	-	-	1,900	-	1,700	<0.5	<0.5	<0.5	<0.5	69	<50	-	-	-	-	-	-
MW-9	03/14/2011	5.87	3.53	2.34	0.00	0.00	430	-	1,100	-	2,600	0.6 J	5	0.9 J	1	14	<50	-	-	-	-	-	-
MW-9	09/26/2011	5.87	5.00	0.87	0.00	0.00	-	120	-	400	1,100	<0.5	<0.5	<0.5	<0.5	84	<50	-	-	-	-	-	-
<b>MW-9</b>	<b>03/30/2012</b>	<b>5.87</b>	<b>2.32</b>	<b>3.55</b>	<b>0.00</b>	<b>0.00</b>	-	<b>310</b>	-	<b>790</b>	<b>1,200</b>	<b>0.5 J</b>	<b>3</b>	<b>1 J</b>	<b>0.9 J</b>	<b>19</b>	<b>&lt;50</b>	-	-	-	-	-	-
SUMP	05/30/2007	-	-	-	0.00	0.00	-	-	830	-	1,300	1	1	2	4	28	130	-	-	-	-	-	-
SUMP	03/05/2009	-	-	-	0.00	0.00	-	-	670	-	1,100	2	1	1	2	23	<50	-	-	-	-	-	-
SUMP	07/13/2009	-	-	-	0.00	0.00	-	-	270	-	120	<0.5	<0.5	<0.5	<0.5	5	<50	-	-	-	-	-	-
SUMP	03/19/2010	-	-	-	0.00	0.00	-	-	5,200	-	3,200	7	3	3	5	35	<50	-	-	-	-	-	-
SUMP	09/15/2010 <sup>26</sup>	-	-	-	0.00	0.00	-	-	-	-	-	-	-	-	-	-	-	-	-	-	-	-	-
SUMP	03/14/2011	-	-	-	0.00	0.00	<38	-	610	-	990	1	2	1	2	16	<50	-	-	-	-	-	-
SUMP	09/26/2011	-	-	-	0.00	0.00	-	4,200	-	1,000	<50	<0.5	<0.5	<0.5	<0.5	<0.5	<50	-	-	-	-	-	-
<b>SUMP</b>	<b>03/30/2012</b>	-	-	-	<b>0.00</b>	<b>0.00</b>	-	<b>39 J</b>	-	<b>580</b>	<b>1,600</b>	<b>1</b>	<b>3</b>	<b>2</b>	<b>2</b>	<b>21</b>	<b>&lt;50</b>	-	-	-	-	-	-
QA	12/03/2001	-	-	-	-	-	-	-	-	-	<50	<0.50	<0.50	<0.50	<1.5	<2.5	-	-	-	-	-	-	-
QA	03/04/2002	-	-	-	-	-	-	-	-	-	<50	<0.50	<0.50	<0.50	<1.5	<2.5	-	-	-	-	-	-	-
QA	05/30/2002	-	-	-	-	-	-	-	-	-	<50	<0.50	<0.50	<0.50	<1.5	<2.5	-	-	-	-	-	-	-
QA	09/03/2002	-	-	-	-	-	-	-	-	-	<50	<0.50	<0.50	<0.50	<1.5	<2.5	-	-	-	-	-	-	-
QA	12/09/2002	-	-	-	-	-	-	-	-	-	<50	<0.50	<0.50	<0.50	<1.5	<2.5	-	-	-	-	-	-	-
QA	03/10/2003	-	-	-	-	-	-	-	-	-	<50	<0.50	<0.50	<0.50	<1.5	<2.5	-	-	-	-	-	-	-
QA	06/09/2003 <sup>18</sup>	-	-	-	-	-	-	-	-	-	<50	<0.5	<0.5	<0.5	<0.5	<0.5	-	-	-	-	-	-	-
QA	09/08/2003 <sup>18</sup>	-	-	-	-	-	-	-	-	-	<50	<0.5	<0.5	<0.5	<0.5	<0.5	-	-	-	-	-	-	-
QA	12/08/2003 <sup>18</sup>	-	-	-	-	-	-	-	-	-	<50	<0.5	<0.5	<0.5	<0.5	<0.5	-	-	-	-	-	-	-
QA	03/09/2004 <sup>18</sup>	-	-	-	-	-	-	-	-	-	<50	<0.5	<0.5	<0.5	<0.5	<0.5	-	-	-	-	-	-	-
QA	06/17/2004 <sup>18</sup>	-	-	-	-	-	-	-	-	-	<50	<0.5	<0.5	<0.5	<0.5	<0.5	-	-	-	-	-	-	-
QA	09/15/2004 <sup>18</sup>	-	-	-	-	-	-	-	-	-	<50	<0.5	<0.5	<0.5	<0.5	<0.5	-	-	-	-	-	-	-

TABLE 1

GROUNDWATER MONITORING AND SAMPLING DATA  
 CHEVRON SERVICE STATION 90121  
 3026 LAKESHORE AVENUE  
 OAKLAND, CALIFORNIA

Location	Date	TOC	DTW	GWE	LNAPLT	LNAPL REMOVED	HYDROCARBONS					PRIMARY VOCS				ADDITIONAL VOCS	GENERAL CHEMISTRY						
							Motor Oil	Motor Oil w/ Si Gel	TPH-DRO	TPH-DRO w/ Si Gel	TPH-GRO	B	T	E	X		MTBE by SW8260	Ethanol	Ferrous Iron	Nitrate	Total Alkalinity	Sulfate	Total Dissolved Solids
	Units	ft	ft	ft-amsl	ft	gal	µg/L	µg/L	µg/L	µg/L	µg/L	µg/L	µg/L	µg/L	µg/L	µg/L	µg/L	µg/L	µg/L	µg/L	µg/L	µg/L	µg/L
QA	12/23/2004 <sup>18</sup>	-	-	-	-	-	-	-	-	-	<50	<0.5	<0.5	<0.5	<0.5	<0.5	-	-	-	-	-	-	-
QA	03/24/2005 <sup>18</sup>	-	-	-	-	-	-	-	-	-	<50	<0.5	<0.5	<0.5	<0.5	<0.5	-	-	-	-	-	-	-
QA	06/16/2005 <sup>18</sup>	-	-	-	-	-	-	-	-	-	<50	<0.5	<0.5	<0.5	<0.5	<0.5	-	-	-	-	-	-	-
QA	09/16/2005 <sup>18</sup>	-	-	-	-	-	-	-	-	-	<50	<0.5	<0.5	<0.5	<0.5	<0.5	-	-	-	-	-	-	-
QA	12/21/2005 <sup>18</sup>	-	-	-	-	-	-	-	-	-	<50	<0.5	<0.5	<0.5	<0.5	<0.5	-	-	-	-	-	-	-
QA	03/23/2006 <sup>18</sup>	-	-	-	-	-	-	-	-	-	<50	<0.5	<0.5	<0.5	<0.5	<0.5	-	-	-	-	-	-	-
QA	06/09/2006 <sup>18</sup>	-	-	-	-	-	-	-	-	-	<50	<0.5	<0.5	<0.5	<0.5	<0.5	-	-	-	-	-	-	-
QA	09/05/2006 <sup>18</sup>	-	-	-	-	-	-	-	-	-	<50	<0.5	<0.5	<0.5	<0.5	<0.5	-	-	-	-	-	-	-
QA	12/15/2006 <sup>18</sup>	-	-	-	-	-	-	-	-	-	<50	<0.5	<0.5	<0.5	<0.5	<0.5	-	-	-	-	-	-	-
QA	03/01/2007 <sup>18</sup>	-	-	-	-	-	-	-	-	-	<50	<0.5	<0.5	<0.5	<0.5	<0.5	-	-	-	-	-	-	-
QA	06/05/2007 <sup>18</sup>	-	-	-	-	-	-	-	-	-	<50	<0.5	<0.5	<0.5	<0.5	<0.5	-	-	-	-	-	-	-
QA	09/05/2007 <sup>18</sup>	-	-	-	-	-	-	-	-	-	<50	<0.5	<0.5	<0.5	<0.5	<0.5	-	-	-	-	-	-	-
QA	12/05/2007 <sup>18</sup>	-	-	-	-	-	-	-	-	-	<50	<0.5	<0.5	<0.5	<0.5	<0.5	-	-	-	-	-	-	-
QA	03/03/2008 <sup>18</sup>	-	-	-	-	-	-	-	-	-	<50	<0.5	<0.5	<0.5	<0.5	<0.5	-	-	-	-	-	-	-
QA	06/02/2008 <sup>18</sup>	-	-	-	-	-	-	-	-	-	<50	<0.5	<0.5	<0.5	<0.5	<0.5	-	-	-	-	-	-	-
QA	09/04/2008 <sup>18</sup>	-	-	-	-	-	-	-	-	-	<50	<0.5	<0.5	<0.5	<0.5	<0.5	-	-	-	-	-	-	-
QA	12/04/2008 <sup>18</sup>	-	-	-	-	-	-	-	-	-	<50	<0.5	<0.5	<0.5	<0.5	<0.5	-	-	-	-	-	-	-
QA	02/26/2009 <sup>18</sup>	-	-	-	-	-	-	-	-	-	<50	<0.5	<0.5	<0.5	<0.5	<0.5	-	-	-	-	-	-	-
QA	06/30/2009 <sup>18</sup>	-	-	-	-	-	-	-	-	-	<50	<0.5	<0.5	<0.5	<0.5	<0.5	-	-	-	-	-	-	-
QA	09/29/2009 <sup>18</sup>	-	-	-	-	-	-	-	-	-	<50	<0.5	<0.5	<0.5	<0.5	<0.5	-	-	-	-	-	-	-
QA	03/10/2010 <sup>18</sup>	-	-	-	-	-	-	-	-	-	<50	<0.5	<0.5	<0.5	<0.5	<0.5	-	-	-	-	-	-	-
QA	09/15/2010	-	-	-	-	-	-	-	-	-	<50	<0.5	<0.5	<0.5	<0.5	<0.5	<50	-	-	-	-	-	-
QA	03/14/2011	-	-	-	-	-	-	-	-	-	<50	<0.5	<0.5	<0.5	<0.5	<0.5	-	-	-	-	-	-	-
QA	09/26/2011	-	-	-	-	-	-	-	-	-	<50	<0.5	<0.5	<0.5	<0.5	<0.5	-	-	-	-	-	-	-
QA	03/30/2012	-	-	-	-	-	-	-	-	-	<50	<0.5	<0.5	<0.5	<0.5	<0.5	-	-	-	-	-	-	-
Trip Blank	09/21/1992	-	-	-	-	-	-	-	-	-	<50	<0.5	<0.5	<0.5	<0.5	-	-	-	-	-	-	-	-

TABLE 1

GROUNDWATER MONITORING AND SAMPLING DATA  
 CHEVRON SERVICE STATION 90121  
 3026 LAKESHORE AVENUE  
 OAKLAND, CALIFORNIA

Location	Date	TOC	DTW	GWE	LNAPLT	LNAPL REMOVED	HYDROCARBONS					PRIMARY VOCS					ADDITIONAL VOCS	GENERAL CHEMISTRY					
							Motor Oil	Motor Oil w/ Si Gel	TPH-DRO	TPH-DRO w/ Si Gel	TPH-GRO	B	T	E	X	MTBE by SW8260		Ethanol	Ferrous Iron	Nitrate	Total Alkalinity	Sulfate	Total Dissolved Solids
	Units	ft	ft	ft-amsl	ft	gal	µg/L	µg/L	µg/L	µg/L	µg/L	µg/L	µg/L	µg/L	µg/L	µg/L	µg/L	µg/L	µg/L	µg/L	µg/L	µg/L	µg/L
Trip Blank	12/23/1992	-	-	-	-	-	-	-	-	-	<50	<0.5	<0.5	<0.5	<0.5	-	-	-	-	-	-	-	-
Trip Blank	03/25/1993	-	-	-	-	-	-	-	-	-	<50	<0.5	<0.5	<0.5	<0.5	-	-	-	-	-	-	-	-
Trip Blank	06/11/1993	-	-	-	-	-	-	-	-	-	<50	<0.5	<0.5	<0.5	<0.5	-	-	-	-	-	-	-	-
Trip Blank	09/29/1993	-	-	-	-	-	-	-	-	-	<50	<0.5	<0.5	<0.5	<0.5	-	-	-	-	-	-	-	-
Trip Blank	12/20/1993	-	-	-	-	-	-	-	-	-	<50	<0.5	<0.5	<0.5	<0.5	-	-	-	-	-	-	-	-
Trip Blank	03/07/1994	-	-	-	-	-	-	-	-	-	<50	<0.5	<0.5	<0.5	<0.5	-	-	-	-	-	-	-	-
Trip Blank	06/17/1994	-	-	-	-	-	-	-	-	-	<50	<0.5	<0.5	<0.5	<0.5	-	-	-	-	-	-	-	-
Trip Blank	09/12/1994	-	-	-	-	-	-	-	-	-	<50	<0.5	<0.5	<0.5	1.0	-	-	-	-	-	-	-	-
Trip Blank	11/30/1994	-	-	-	-	-	-	-	-	-	<50	<0.5	<0.5	<0.5	<0.5	-	-	-	-	-	-	-	-
Trip Blank	03/24/1995	-	-	-	-	-	-	-	-	-	<50	<0.5	<0.5	<0.5	<0.5	-	-	-	-	-	-	-	-
Trip Blank	06/27/1995	-	-	-	-	-	-	-	-	-	<50	<0.5	<0.5	<0.5	<0.5	-	-	-	-	-	-	-	-
Trip Blank	09/28/1995	-	-	-	-	-	-	-	-	-	<50	<0.5	<0.5	<0.5	<0.5	-	-	-	-	-	-	-	-
Trip Blank	12/19/1995	-	-	-	-	-	-	-	-	-	<50	<0.5	<0.5	<0.5	<0.5	-	-	-	-	-	-	-	-
Trip Blank	02/28/1996	-	-	-	-	-	-	-	-	-	<50	<0.5	<0.5	<0.5	<0.5	-	-	-	-	-	-	-	-
Trip Blank	06/25/1996	-	-	-	-	-	-	-	-	-	<50	<0.5	<0.5	<0.5	<0.5	-	-	-	-	-	-	-	-
Trip Blank	12/17/1996	-	-	-	-	-	-	-	-	-	<50	<0.5	<0.5	<0.5	<0.5	<2.5	-	-	-	-	-	-	-
Trip Blank	03/31/1997	-	-	-	-	-	-	-	-	-	<50	<0.5	<0.5	<0.5	<0.5	<2.5	-	-	-	-	-	-	-
Trip Blank	06/30/1997	-	-	-	-	-	-	-	-	-	<50	<0.5	<0.5	<0.5	<0.5	<2.5	-	-	-	-	-	-	-
Trip Blank	09/12/1997	-	-	-	-	-	-	-	-	-	<50	<0.5	<0.5	<0.5	<0.5	<2.5	-	-	-	-	-	-	-
Trip Blank	12/05/1997	-	-	-	-	-	-	-	-	-	<50	<0.5	<0.5	<0.5	<0.5	<2.5	-	-	-	-	-	-	-
Trip Blank	02/16/1998	-	-	-	-	-	-	-	-	-	<50	<0.5	<0.5	<0.5	<0.5	<2.5	-	-	-	-	-	-	-
Trip Blank	06/17/1998	-	-	-	-	-	-	-	-	-	<50	<0.5	<0.5	<0.5	<0.5	<2.5	-	-	-	-	-	-	-
Trip Blank	08/31/1998	-	-	-	-	-	-	-	-	-	<50	<0.5	<0.5	<0.5	<0.5	<2.5	-	-	-	-	-	-	-
Trip Blank	12/28/1998	-	-	-	-	-	-	-	-	-	<50	<0.5	<0.5	<0.5	<0.5	<2.5	-	-	-	-	-	-	-
Trip Blank	03/04/1999	-	-	-	-	-	-	-	-	-	<50	<0.5	<0.5	<0.5	<0.5	<2.0	-	-	-	-	-	-	-
Trip Blank	06/14/1999	-	-	-	-	-	-	-	-	-	<50	<0.5	<0.5	<0.5	<0.5	<2.5	-	-	-	-	-	-	-
Trip Blank	09/17/1999	-	-	-	-	-	-	-	-	-	<50	<0.5	<0.5	<0.5	<0.5	<2.5	-	-	-	-	-	-	-

TABLE 1

GROUNDWATER MONITORING AND SAMPLING DATA  
 CHEVRON SERVICE STATION 90121  
 3026 LAKESHORE AVENUE  
 OAKLAND, CALIFORNIA

Location	Date	TOC	DTW	GWE	LNAPLT	LNAPL REMOVED	HYDROCARBONS					PRIMARY VOCS				ADDITIONAL VOCS	GENERAL CHEMISTRY						
							Motor Oil	Motor Oil w/ Si Gel	TPH-DRO	TPH-DRO w/ Si Gel	TPH-GRO	B	T	E	X		MTBE by SW8260	Ethanol	Ferrous Iron	Nitrate	Total Alkalinity	Sulfate	Total Dissolved Solids
	Units	ft	ft	ft-amsl	ft	gal	µg/L	µg/L	µg/L	µg/L	µg/L	µg/L	µg/L	µg/L	µg/L	µg/L	µg/L	µg/L	µg/L	µg/L	µg/L	µg/L	µg/L
Trip Blank	12/20/1999	-	-	-	-	-	-	-	-	-	<50	<0.5	<0.5	<0.5	<0.5	<2.5	-	-	-	-	-	-	-
Trip Blank	03/20/2000	-	-	-	-	-	-	-	-	-	<50	<0.5	<0.5	<0.5	<0.5	<2.5	-	-	-	-	-	-	-
Trip Blank	06/24/2000	-	-	-	-	-	-	-	-	-	<50	<0.50	<0.50	<0.50	<0.50	<2.5	-	-	-	-	-	-	-
Trip Blank	09/07/2000	-	-	-	-	-	-	-	-	-	<50	<0.50	<0.50	<0.50	<0.50	<2.5	-	-	-	-	-	-	-
Trip Blank	12/05/2000	-	-	-	-	-	-	-	-	-	<50	<0.500	<0.500	<0.500	<0.500	<2.5	-	-	-	-	-	-	-
Trip Blank	03/01/2001	-	-	-	-	-	-	-	-	-	<50	<0.50	<0.50	<0.50	<0.50	<2.5	-	-	-	-	-	-	-
Trip Blank	06/04/2001	-	-	-	-	-	-	-	-	-	<50	<0.50	<0.50	<0.50	<0.50	<2.5	-	-	-	-	-	-	-
Trip Blank	09/10/2001	-	-	-	-	-	-	-	-	-	<50	<0.50	<0.50	<0.50	<0.50	<2.5	-	-	-	-	-	-	-



**GROUNDWATER MONITORING AND SAMPLING DATA  
CHEVRON SERVICE STATION 90121  
3026 LAKESHORE AVENUE  
OAKLAND, CALIFORNIA**

Location	Date	TOC	DTW	GWE	LNAPLT	LNAPL REMOVED	HYDROCARBONS					PRIMARY VOCS				ADDITIONAL VOCS	GENERAL CHEMISTRY						
							Motor Oil	Motor Oil w/ Si Gel	TPH-DRO	TPH-DRO w/ Si Gel	TPH-GRO	B	T	E	X		MTBE by SW8260	Ethanol	Ferrous Iron	Nitrate	Total Alkalinity	Sulfate	Total Dissolved Solids
Units	ft	ft	ft-amsl	ft	gal	µg/L	µg/L	µg/L	µg/L	µg/L	µg/L	µg/L	µg/L	µg/L	µg/L	µg/L	µg/L	µg/L	µg/L	µg/L	µg/L	µg/L	

**Abbreviations and Notes:**

TOC = Top of casing

DTW = Depth to water

GWE = Groundwater elevation

LNAPLT = Light non-aqueous phase liquid thickness

(ft-amsl) = Feet above mean sea level

ft = Feet

µg/L = Micrograms per liter

TPH-DRO = Total petroleum hydrocarbons - diesel range organics

TPH-GRO = Total petroleum hydrocarbons - gasoline range organics

VOCS = Volatile organic compounds

B = Benzene

T = Toluene

E = Ethylbenzene

X = Xylenes (Total)

MTBE = Methyl tert butyl ether

-- = Not available / not applicable

<x = Not detected above laboratory method detection limit

J = Estimated concentration.

- 1 Chromatogram pattern indicates a non-diesel mix.
- 2 Chromatogram pattern indicates an unidentified hydrocarbon.
- 3 Chromatogram pattern indicates an unidentified hydrocarbon and weathered diesel.
- 4 Confirmation run.
- 5 ORC present in well.
- 6 Laboratory report indicates gasoline and unidentified hydrocarbons >10.
- 7 Laboratory report indicates gasoline C6-C12.
- 8 Laboratory report indicates this sample was analyzed outside of the EPA recommended holding time.

**GROUNDWATER MONITORING AND SAMPLING DATA  
CHEVRON SERVICE STATION 90121  
3026 LAKESHORE AVENUE  
OAKLAND, CALIFORNIA**

Location	Date	TOC	DTW	GWE	LNAPLT	LNAPL REMOVED	HYDROCARBONS					PRIMARY VOCS				ADDITIONAL VOCS	GENERAL CHEMISTRY					
							Motor Oil	Motor Oil w/ Si Gel	TPH-DRO	TPH-DRO w/ Si Gel	TPH-GRO	B	T	E	X		MTBE by SW8260	Ethanol	Ferrous Iron	Nitrate	Total Alkalinity	Sulfate
Units		ft	ft	ft-amsl	ft	gal	µg/L	µg/L	µg/L	µg/L	µg/L	µg/L	µg/L	µg/L	µg/L	µg/L	µg/L	µg/L	µg/L	µg/L	µg/L	µg/L

- 9 Laboratory report indicates unidentified hydrocarbons C9-C24.
- 10 Laboratory report indicates unidentified hydrocarbons C10-C24.
- 11 Laboratory report indicates unidentified hydrocarbons >C16.
- 12 Laboratory report indicates unidentified hydrocarbons C9-C40.
- 13 Laboratory report indicates diesel C9-C24 + unidentified hydrocarbons <C16.
- 14 Laboratory report indicates weathered gasoline C6-C12.
- 15 Laboratory report indicates unidentified hydrocarbons C6-C12.

ATTACHMENT A

MONITORING DATA PACKAGE



April 2, 2012

Chevron Environmental Management Company  
Dave Patten  
6111 Bollinger Canyon Rd.  
San Ramon, CA 94583

First Quarter 2012 Monitoring at  
Chevron Service Station 90121  
3026 Lakeshore Ave.  
Oakland, CA

Monitoring performed on March 30, 2012

---

**Blaine Tech Services, Inc. Groundwater Monitoring Event 120330-DR1**

This submission covers the routine monitoring of groundwater wells conducted on March 30, 2012 at this location. Eight monitoring wells were measured for depth to groundwater (DTW). Eight monitoring wells were sampled. A sump sample was also collected from the adjacent Oakland Catholic Diocese Office. All sampling activities were performed in accordance with local, state and federal guidelines.

Water levels measurements were collected using an electronic slope indicator. All sampled wells were purged of three case volumes, depending on well recovery, or until water temperature, pH and conductivity stabilized. Purging was accomplished using electric submersible pumps, positive air-displacement pumps or stainless steel, Teflon or disposable bailers. Subsequent sample collection and sample handling was performed in accordance with EPA protocols using disposable bailers. Alternately, where applicable, wells were sampled utilizing no-purge methodology. All reused equipment was decontaminated in an integrated stainless steel sink with de-ionized water supplied Hotsy pressure washer and Liquinox or equivalent.

First Quarter Groundwater Monitoring at Chevron 90121, 3026 Lakeshore Ave., Oakland, CA

SAN JOSE

SACRAMENTO

LOS ANGELES

SAN DIEGO

1680 ROGERS AVENUE

SAN JOSE, CA 95112-1105

(408) 573-0555

FAX (408) 573-7771

LIC: 746684

[www.blainetech.com](http://www.blainetech.com)

Samples were delivered under chain-of-custody to Lancaster Laboratories of Lancaster, Pennsylvania, for analysis. Monitoring well purgewater and equipment rinsate water was collected and transported under bill-of-lading to IWM facilities of San Jose, California.

Enclosed documentation from this event includes copies of the Well Gauging Sheet, Well Monitoring Data Sheets, and Chain-of-Custody.

Blaine Tech Services, Inc.'s activities at this site consisted of objective data and sample collection only. No interpretation of analytical results, defining of hydrogeologic conditions or formulation of recommendations was performed.

Please call if you have any questions.

Sincerely,



Dustin Becker  
Blaine Tech Services, Inc.  
Senior Project Manager

attachments: SOP  
Well Gauging Sheet  
Individual Well Monitoring Data Sheets  
Chain of Custody  
Wellhead Inspection Form  
Bill of Lading  
Calibration Log

cc: CRA  
Attn: Nathan Lee  
5900 Hollis St. Suite A  
Emeryville, CA 94608

First Quarter Groundwater Monitoring at Chevron 90121, 3026 Lakeshore Ave., Oakland, CA

SAN JOSE

SACRAMENTO

LOS ANGELES

SAN DIEGO

1680 ROGERS AVENUE

SAN JOSE, CA 95112-1105

(408) 573-0555

FAX (408) 573-7771

LIC: 746684

[www.blainetech.com](http://www.blainetech.com)

# BLAINE TECH SERVICES, INC. METHODS AND PROCEDURES FOR THE ROUTINE MONITORING OF GROUNDWATER WELLS AT CHEVRON SITES

Blaine Tech Services, Inc. performs environmental sampling and documentation as an independent third party. We specialize in groundwater monitoring assignments and intentionally limit the scope of our services to those centered on the generation of objective information.

To avoid conflicts of interest, Blaine Tech Services, Inc. personnel do not evaluate or interpret the information we collect. As a state licensed contractor (C-57 well drilling –water – 746684) performing strictly technical services, we do not make any professional recommendations and perform no consulting of any kind.

---

## SAMPLING PROCEDURES OVERVIEW

### SAFETY

All groundwater monitoring assignments performed for Chevron comply with Chevron's safety guidelines, 29 CFR 1910.120 and SB-198 Injury and Illness Prevention Program (IIPP). All Field Technicians receive the full 40-hour 29CFR 1910.120 OSHA SARA HAZWOPER course, medical clearance and on-the-job training prior to commencing any work on any Chevron site.

### INSPECTION AND GAUGING

Wells are inspected prior to evacuation and sampling. The condition of the wellhead is checked and noted according to a wellhead inspection checklist.

Standard measurements include the depth to water (DTW) and the total well depth (TD) obtained with industry standard electronic water level indicators that are graduated in increments of hundredths of a foot.

The water in each well is inspected for the presence of immiscibles. When free product is suspected, its presence is confirmed using an electronic interface probe (e.g. GeoTech). No samples are collected from a well containing over two-hundredths of a foot (0.02') of product.

### EVACUATION

Depth to water measurements are collected by our personnel prior to purging and minimum purge volumes are calculated anew for each well based on the height of the water column and the diameter of the well. Expected purge volumes are never less than three case volumes and are set at no less than four case volumes in some jurisdictions.

Well purging devices are selected on the basis of the well diameter and the total volume to be

evacuated. In most cases the well will be purged using an electric submersible pump (i.e. Grundfos) suspended near (but not touching) the bottom of the well.

## PARAMETER STABILIZATION

Well purging completion standards include minimum purge volumes, but additionally require stabilization of specific groundwater parameters prior to sample collection. Typical groundwater parameters used to measure stability are electrical conductivity, pH, and temperature. Instrument readings are obtained at regular intervals during the evacuation process (no less than once per case volume).

Stabilization standards for routine quarterly monitoring of fuel sites include the following: Temperature is considered to have stabilized when successive readings do not fluctuate more than +/- 1 degree Celsius. Electrical conductivity is considered stable when successive readings are within 10%. pH is considered to be stable when successive readings remain constant or vary no more than 0.2 of a pH unit.

## DEWATERED WELLS

Normal evacuation removes no less than three case volumes of water from the well. However, less water may be removed in cases where the well dewateres and does not immediately recharge.

## MEASURING RECHARGE

Upon completion of well purging, a depth to water measurement is collected and notated to ensure that the well has recharged to within 80% of its static, pre-purge level prior to sampling.

Wells that do not immediately show 80% recharge or dewatered wells will be allowed approximately 2 hours to recharge prior to sampling or will be sampled at site departure. All wells requiring off-site traffic control in the public right-of-way, the 80% recharge rule may be disregarded in the interests of Health and Safety. The sample may be collected as soon as there is sufficient water. The water level at time of sampling will be noted.

## PURGEWATER CONTAINMENT

All non-hazardous purgewater evacuated from each groundwater monitoring well is captured and contained in on-board storage tanks on the Sampling Vehicle and/or special water hauling trailers. Effluent from the decontamination of reusable apparatus (sounders, electric pumps and hoses etc.), consisting of groundwater combined with deionized water and non-phosphate soap, is also captured and pumped into effluent tanks.

Non-hazardous purgewater is transported under standard Bill of Lading documentation to a Blaine Tech Services, Inc. facility before being transported to a Chevron approved disposal facility.

## SAMPLE COLLECTION DEVICES

All samples are collected using disposable bailers.

## SAMPLE CONTAINERS

Sample material is decanted directly from the sampling bailer into sample containers provided by the laboratory that will analyze the samples. The transfer of sample material from the bailer to the sample container conforms to specifications contained in the USEPA T.E.G.D. The type of sample container, material of construction, method of closure and filling requirements are specific to the intended analysis. Chemicals needed to preserve the sample material are commonly placed inside the sample containers by the laboratory or glassware vendor prior to delivery of the bottle to our personnel. The laboratory sets the number of replicate containers.

## TRIP BLANKS

Trip Blanks, if requested, are taken to the site and kept inside the sample cooler for the duration of the event. They are turned over to the laboratory for analysis with the samples from that site.

## DUPLICATES

Duplicates, if requested, may be collected at a site. The Duplicate sample is collected, typically from the well containing the most measurable contaminants. The Duplicate sample is labeled the same as the original.

## SAMPLE STORAGE

All sample containers are promptly placed in food grade ice chests for storage in the field and transport (direct or via our facility) to the designated analytical laboratory. These ice chests contain quantities of restaurant grade ice as a refrigerant material. The samples are maintained in either an ice chest or a refrigerator until relinquished into the custody of the laboratory or laboratory courier.

## DOCUMENTATION CONVENTIONS

A label must be affixed to all sample containers. In most cases these labels are generated by our office personnel and are partially preprinted. Labels can also be hand written by our field personnel. The site is identified with the store number and site address, as is the particular groundwater well from which the sample is drawn (e.g. MW-1, MW-2, S-1 etc.). The time and date of sample collection along with the initials of the person who collects the sample are handwritten onto the label.

Chain of Custody records are created using client specific preprinted forms following USEPA specifications.



Bill of Lading records are contemporaneous records created in the field at the site where the non-hazardous purgewater is generated. Field Technicians use preprinted Bill of Lading forms.

## DECONTAMINATION

All equipment is brought to the site in clean and serviceable condition and is cleaned after use in each well and before subsequent use in any other well. Equipment is decontaminated before leaving the site.

The primary decontamination device is a commercial steam cleaner. The steam cleaner is de-tuned to function as a hot pressure washer that is then operated with high quality deionized water that is produced at our facility and stored onboard our sampling vehicle. Cleaning is facilitated by the use of proprietary fixtures and devices included in the patented workstation (U.S. Patent 5,535,775) that is incorporated in each sampling vehicle. The steam cleaner is used to decon reels, pumps and bailers.

Any sensitive equipment or parts (i.e. Dissolved Oxygen sensor membrane, water level indicator, etc.) that cannot be washed using the high pressure water, will be sprayed with a non-phosphate soap and deionized water solution and rinsed with deionized water.

## DISSOLVED OXYGEN READINGS

Dissolved Oxygen readings are taken pre- and/or post-purge using YSI meters (e.g. YSI Model 550) or HACH field test kits.

The YSI meters are able to collect accurate in-situ readings. The probe allows downhole measurements to be taken from wells with diameters as small as two inches. The probe and reel is decontaminated between wells as described above. The meter is calibrated between wells as per the instructions in the operating manual. The probe is lowered into the water column and the reading is allowed to stabilize prior to collection.

## OXYIDATON REDUCTION POTENTIAL READINGS

All readings are obtained with either Corning or Myron-L meters (e.g. Corning ORP-65 or a Myron-L Ultrameter GP). The meter is cleaned between wells as described above. The meter is calibrated at the start of each day according to the instruction manual.

## FERROUS IRON MEASUREMENTS

All field measurements are collected at time of sampling with a HACH test kit.

## WELL GAUGING DATA

Project # 120330-DRI Date 3/30/12 Client Churon #9-0121

Site 3026 Lakeshore Ave. Oakland Ca.

Well ID	Time	Well Size (in.)	Sheen / Odor	Depth to Immiscible Liquid (ft.)	Thickness of Immiscible Liquid (ft.)	Volume of Immiscibles Removed (ml)	Depth to water (ft.)	Depth to well bottom (ft.)	Survey Point: TOB or TOC	Notes
MW-1	1025	4					3.31	19.19	↓	
MW-2A	1037	2				4.18	16.60			
MW-3A	0957	2				6.17	17.04			
MW-4A	1041	2				4.43	18.39			
MW-5	0954	2				10.91	32.71			
MW-6	1019	2				6.87	18.16			
MW-8	1001	2				7.56	24.95			
MW-9	1032	2				2.32	14.07	✓		

# CHEVRON WELL MONITORING DATA SHEET

Project #: 120330-DR1	Station #: 9-0121
Sampler: DR (PC)	Date: 3/30/12
Weather: cloudy	Ambient Air Temperature: 69°F
Well I.D.: MW-1	Well Diameter: 2 3 <u>4</u> 6 8
Total Well Depth: 19.19	Depth to Water: 3.31
Depth to Free Product:	Thickness of Free Product (feet):
Referenced to: <u>PVC</u> Grade	D.O. Meter (if req'd): YSI HACH
DTW with 80% Recharge [(Height of Water Column x 0.20) + DTW]: 6.49	

Purge Method:  Bailer  Waterra  Disposable Bailer  Peristaltic  Positive Air Displacement  Extraction Pump  Electric Submersible  Other \_\_\_\_\_

Sampling Method:  Bailer  Disposable Bailer  Extraction Port  Dedicated Tubing  Other: \_\_\_\_\_

10.3 (Gals.) X 3 = 30.9 Gals.  
 I Case Volume      Specified Volumes      Calculated Volume

Well Diameter	Multiplier	Well Diameter	Multiplier
1"	0.04	4"	0.65
2"	0.16	6"	1.47
3"	0.37	Other	radius <sup>2</sup> * 0.163

Time	Temp (°F)	pH	Cond. (mS or <u>µS</u> )	Turbidity (NTUs)	Gals. Removed	Observations
1419	61.8	7.54	1141	55	10.3	
1422	60.7	6.60	1066	20	20.6	
1425	60.4	6.54	1021	8	31	

Did well dewater? Yes  No Gallons actually evacuated: 31

Sampling Date: 3/30/12      Sampling Time: 1430      Depth to Water: 3.40

Sample I.D.: MW-1      Laboratory: Lancaster Other \_\_\_\_\_

Analyzed for: TPH-G BTEX MTBE OXYS Other: See Col

Duplicate I.D.:      Analyzed for: TPH-G BTEX MTBE OXYS Other:

D.O. (if req'd):	Pre-purge:	mg/L	Post-purge:	mg/L
O.R.P. (if req'd):	Pre-purge:	mV	Post-purge:	mV

# CHEVRON WELL MONITORING DATA SHEET

Project #: 120330-DR1	Station #: 9-0121
Sampler: DR RP2	Date: 3/30/12
Weather: cloudy	Ambient Air Temperature: 68°F
Well I.D.: MW-2A	Well Diameter: <input checked="" type="radio"/> 2    3    4    6    8
Total Well Depth: 16.60	Depth to Water: 4.18
Depth to Free Product:	Thickness of Free Product (feet):
Referenced to: <u>PVC</u> Grade	D.O. Meter (if req'd): YSI    HACH
DTW with 80% Recharge [(Height of Water Column x 0.20) + DTW]: 6.66	

Purge Method:  Bailer     Waterra     Peristaltic     Extraction Pump     Electric Submersible     Other \_\_\_\_\_

Sampling Method:  Bailer     Disposable Bailer     Extraction Port     Dedicated Tubing     Other: \_\_\_\_\_

2	3	= 6
(Gals.) X	Specified Volumes	Calculated Volume
1 Case Volume		

Well Diameter	Multiplier	Well Diameter	Multiplier
1"	0.04	4"	0.65
2"	0.16	6"	1.47
3"	0.37	Other	radius <sup>2</sup> * 0.163

Time	Temp (°F)	pH	Cond. (mS or <u>µS</u> )	Turbidity (NTUs)	Gals. Removed	Observations
1507	62.0	6.71	4133	74	2	
1512	62.6	6.86	4649	267	4	
1517	63.1	6.69	4934	628	6	

Did well dewater?    Yes     No    Gallons actually evacuated: 6

Sampling Date: 3/30/12    Sampling Time: 1522    Depth to Water: 6.22

Sample I.D.: MW-2A    Laboratory: Lancaster Other \_\_\_\_\_

Analyzed for: TPH-G    BTEX    MTBE    OXYS    Other: See Col

Duplicate I.D.:    Analyzed for: TPH-G    BTEX    MTBE    OXYS    Other:

D.O. (if req'd):	Pre-purge: _____ mg/L	Post-purge: _____ mg/L
O.R.P. (if req'd):	Pre-purge: _____ mV	Post-purge: _____ mV

# CHEMICAL WELL MONITORING DATA SHEET

Project #: 120330-DR1	Station #: 9-0121
Sampler: DR/PC	Date: 3/30/12
Weather: cloudy	Ambient Air Temperature: 68 °F
Well I.D.: MW-3A	Well Diameter: <input checked="" type="radio"/> 3 <input type="radio"/> 4 <input type="radio"/> 6 <input type="radio"/> 8
Total Well Depth: 17.04	Depth to Water: 6.17
Depth to Free Product:	Thickness of Free Product (feet):
Referenced to: <u>PVC</u> Grade	D.O. Meter (if req'd): YSI HACH
DTW with 80% Recharge [(Height of Water Column x 0.20) + DTW]: 8.34	

Purge Method: \_\_\_\_\_ Sampling Method: Bailer

Bailer                       Waterra  
 Disposable Bailer               ~~Disposable Bailer~~  
 Positive Air Displacement       Peristaltic                       Extraction Port  
 Electric Submersible               Extraction Pump                   Dedicated Tubing  
 Other Tubing w/ Valve               Other: Tubing w/ check valve

1.7 (Gals.) X 3 = 5.1 Gals.  
 1 Case Volume              Specified Volumes              Calculated Volume

Well Diameter	Multiplier	Well Diameter	Multiplier
1"	0.04	4"	0.65
2"	0.16	6"	1.47
3"	0.37	Other	radius <sup>2</sup> * 0.163

Time	Temp (°F)	pH	Cond. (mS or <u>µS</u> )	Turbidity (NTUs)	Gals. Removed	Observations
1310	17.0	6.17	1130	32	1.7	
1319	16.7	6.21	1321	100	3.4	
1325	17.2	6.51	1426	150	5.1	

Did well dewater? Yes  No  Gallons actually evacuated: 5.1

Sampling Date: 3/30/12 Sampling Time: 1332 Depth to Water: 8.10

Sample I.D.: MW-3A Laboratory: Lancaster Other: \_\_\_\_\_

Analyzed for: TPH-G BTEX MTBE OXYS Other: See CoC

Duplicate I.D.: \_\_\_\_\_ Analyzed for: TPH-G BTEX MTBE OXYS Other: \_\_\_\_\_

D.O. (if req'd):	Pre-purge:	mg/L	Post-purge:	mg/L
O.R.P. (if req'd):	Pre-purge:	mV	Post-purge:	mV

# CHEVRON WELL MONITORING DATA SHEET

Project #: 120330-DR1	Station #: 9-0121
Sampler: DR/PC	Date: 3/30/12
Weather: cloudy	Ambient Air Temperature: 68
Well I.D.: MW-4A	Well Diameter: <input checked="" type="radio"/> 3 <input type="radio"/> 4 <input type="radio"/> 6 <input type="radio"/> 8
Total Well Depth: 18.39	Depth to Water: 4.43
Depth to Free Product:	Thickness of Free Product (feet):
Referenced to: <input checked="" type="radio"/> PVC <input type="radio"/> Grade	D.O. Meter (if req'd):    YSI    HACH
DTW with 80% Recharge [(Height of Water Column x 0.20) + DTW]: <del>7.22</del> 7.22	

Purge Method:

- Bailer  
 Disposable Bailer  
 Positive Air Displacement  
 Electric Submersible
- Waterra  
 Peristaltic  
 Extraction Pump  
 Other \_\_\_\_\_

Sampling Method:

- Bailer  
 Disposable Bailer  
 Extraction Port  
 Dedicated Tubing  
 Other: \_\_\_\_\_

2.2	3	= 6.6
1 Case Volume	Specified Volumes	Calculated Volume

Well Diameter	Multiplier	Well Diameter	Multiplier
1"	0.04	4"	0.65
2"	0.16	6"	1.47
3"	0.37	Other	radius <sup>2</sup> * 0.163

Time	Temp (°F)	pH	Cond. (mS or <input checked="" type="radio"/> $\mu$ S)	Turbidity (NTUs)	Gals. Removed	Observations
1542	62.8	6.92	1247	22	2.2	
1548	63.2	6.66	5269	16	4.4	
1555	64.7	6.82	5498	625	6.6	

Did well dewater?    Yes     No    Gallons actually evacuated: 6.6

Sampling Date: 3/30/12    Sampling Time: 1602    Depth to Water: 7.09

Sample I.D.: MW-4A    Laboratory:  Lancaster    Other \_\_\_\_\_

Analyzed for: TPH-G    BTEX    MTBE    OXYS    Other: See Col

Duplicate I.D.:    Analyzed for: TPH-G    BTEX    MTBE    OXYS    Other:

D.O. (if req'd):	Pre-purge:	mg/L	Post-purge:	mg/L
O.R.P. (if req'd):	Pre-purge:	mV	Post-purge:	mV

# CHEVRON WELL MONITORING DATA SHEET

Project #: 120330-DR1	Station #: 9-0121
Sampler: DR	Date: 3/30/12
Weather: Cloudy	Ambient Air Temperature: 60°F
Well I.D.: Mw-5	Well Diameter: (2) 3 4 6 8
Total Well Depth: 32.71	Depth to Water: 10.91
Depth to Free Product:	Thickness of Free Product (feet):
Referenced to: (PVC) Grade	D.O. Meter (if req'd): YSI HACH
DTW with 80% Recharge [(Height of Water Column x 0.20) + DTW]: 15.27	

Purge Method: Bailer Waterra Sampling Method: Bailer

Bailer  Peristaltic  Disposable Bailer  
 Disposable Bailer  Extraction Pump  Extraction Port  
 Positive Air Displacement  Other \_\_\_\_\_  Dedicated Tubing  
 Electric Submersible

3.5 (Gals.) X	3	= 10.5 Gals.
1 Case Volume	Specified Volumes	Calculated Volume

Well Diameter	Multiplier	Well Diameter	Multiplier
1"	0.04	4"	0.65
2"	0.16	6"	1.47
3"	0.37	Other	radius <sup>2</sup> * 0.163

Time	Temp (°F)	pH	Cond. (mS or <u>µS</u> )	Turbidity (NTUs)	Gals. Removed	Observations
1055	62.5	6.52	1096	27	3.5	
1059	62.8	6.67	1101	25	7.0	
1103	62.9	6.69	1103	28	10.5	

Did well dewater? Yes  No  Gallons actually evacuated: 10.5

Sampling Date: 3/30/12      Sampling Time: 1110      Depth to Water: 12.76

Sample I.D.: Mw-5      Laboratory: (Lancaster) Other \_\_\_\_\_

Analyzed for: TPH-G BTEX MTBE OXYS Other: See Col

Duplicate I.D.:      Analyzed for: TPH-G BTEX MTBE OXYS Other:

D.O. (if req'd):	Pre-purge:	mg/L	Post-purge:	mg/L
O.R.P. (if req'd):	Pre-purge:	mV	Post-purge:	mV

# CHEVRON WELL MONITORING DATA SHEET

Project #: 120330-DRI	Station #: 9-0121
Sampler: DR/PC	Date: 3/30/12
Weather: cloudy	Ambient Air Temperature: 68°F
Well I.D.: MW-6	Well Diameter: ② 3 4 6 8
Total Well Depth: 18.16	Depth to Water: 6.87
Depth to Free Product:	Thickness of Free Product (feet):
Referenced to: PVC Grade	D.O. Meter (if req'd): YSI HACH
DTW with 80% Recharge [(Height of Water Column x 0.20) + DTW]: 9.13	

Purge Method: Bailer Waterra Disposable Bailer  
Disposable Bailer Peristaltic Extraction Port  
Positive Air Displacement Extraction Pump Dedicated Tubing  
Electric Submersible Other \_\_\_\_\_ Other: \_\_\_\_\_

1.8 (Gals.) X 3 = \_\_\_\_\_ Gals.  
 I Case Volume      Specified Volumes      Calculated Volume

Well Diameter	Multiplier	Well Diameter	Multiplier
1"	0.04	4"	0.65
2"	0.16	6"	1.47
3"	0.37	Other	radius <sup>2</sup> * 0.163

Time	Temp (°C)	pH	Cond. (mS or µS)	Turbidity (NTUs)	Gals. Removed	Observations
1350	18.7	6.67	14.06	2000	1.8	
1357	19.0	6.72	18.25	2000	3.6	
1404	19.3	6.67	19.89	2000	5.4	

Did well dewater? Yes  No  Gallons actually evacuated: 5.4

Sampling Date: 3/30/12      Sampling Time: 1410      Depth to Water: 9.10

Sample I.D.: MW-6      Laboratory: Lancaster Other \_\_\_\_\_

Analyzed for: TPH-G BTEX MTBE OXYS Other: Sec Col

Duplicate I.D.:      Analyzed for: TPH-G BTEX MTBE OXYS Other: \_\_\_\_\_

D.O. (if req'd):	Pre-purge:	mg/L	Post-purge:	mg/L
O.R.P. (if req'd):	Pre-purge:	mV	Post-purge:	mV



# CHEVRON WELL MONITORING DATA SHEET

Project #: 120330-DR1	Station #: 9-0121
Sampler: DR	Date: 3/30/12
Weather: Cloudy	Ambient Air Temperature: 60°F
Well I.D.: MW-8	Well Diameter: (2) 3 4 6 8
Total Well Depth: 24.95	Depth to Water: 7.56
Depth to Free Product:	Thickness of Free Product (feet):
Referenced to: PVC Grade	D.O. Meter (if req'd): YSI HACH
DTW with 80% Recharge [(Height of Water Column x 0.20) + DTW]: 11.04	

Purge Method: \_\_\_\_\_ Sampling Method: Bailer

<input type="checkbox"/> Bailer <input checked="" type="checkbox"/> Disposable Bailer <input type="checkbox"/> Positive Air Displacement <input type="checkbox"/> Electric Submersible	<input type="checkbox"/> Waterra <input type="checkbox"/> Peristaltic <input type="checkbox"/> Extraction Pump <input type="checkbox"/> Other _____	<input checked="" type="checkbox"/> Disposable Bailer <input type="checkbox"/> Extraction Port <input type="checkbox"/> Dedicated Tubing <input type="checkbox"/> Other _____
---	--	--

2.8 (Gals.) X 3 = 8.4 Gals.  
 1 Case Volume      Specified Volumes      Calculated Volume

Well Diameter	Multiplier	Well Diameter	Multiplier
1"	0.04	4"	0.65
2"	0.16	6"	1.47
3"	0.37	Other	radius <sup>2</sup> * 0.163

Time	Temp (°F)	pH	Cond. (mS or $\mu$ S)	Turbidity (NTUs)	Gals. Removed	Observations
1145	62.5	7.26	1279	79	2.8	
1148	63.2	6.94	1292	81	5.6	
1151	63.1	6.92	1295	77	8.4	

Did well dewater? Yes  No  Gallons actually evacuated: 8.4

Sampling Date: 3/30/12      Sampling Time: 1155      Depth to Water: 9.02

Sample I.D.: MW-8      Laboratory: Lancaster Other 10.76

Analyzed for: TPH-G BTEX MTBE OXYS Other: See Col

Duplicate I.D.: \_\_\_\_\_ Analyzed for: TPH-G BTEX MTBE OXYS Other: \_\_\_\_\_

D.O. (if req'd):	Pre-purge: _____ mg/L	Post-purge: _____ mg/L
O.R.P. (if req'd):	Pre-purge: _____ mV	Post-purge: _____ mV

# CHEVRON WELL MONITORING DATA SHEET

Project #: 120330-DR1	Station #: 9-0121
Sampler: DR/PC	Date: 3/30/12
Weather: cloudy	Ambient Air Temperature: 69°F
Well I.D.: MW-9	Well Diameter: <u>2</u> 3 4 6 8
Total Well Depth: 14.07	Depth to Water: 2.32
Depth to Free Product:	Thickness of Free Product (feet):
Referenced to: <u>PVC</u> Grade	D.O. Meter (if req'd): YSI HACH
DTW with 80% Recharge [(Height of Water Column x 0.20) + DTW]: 4.67	

Purge Method:

- Bailer  
 Disposable Bailer  
 Positive Air Displacement  
 Electric Submersible  
 Waterra  
 Peristaltic  
 Extraction Pump  
 Other \_\_\_\_\_

Sampling Method:

- Bailer  
 Disposable Bailer  
 Extraction Port  
 Dedicated Tubing  
 Other: \_\_\_\_\_

1.9 (Gals.) X	3	= 5.7 Gals.
I Case Volume	Specified Volumes	Calculated Volume

Well Diameter	Multiplier	Well Diameter	Multiplier
1"	0.04	4"	0.65
2"	0.16	6"	1.47
3"	0.37	Other	radius <sup>2</sup> * 0.163

Time	Temp (°F)	pH	Cond. (mS or <u>µS</u> )	Turbidity (NTUs)	Gals. Removed	Observations
1434	58.6	6.82	1087	40	1.9	
1442	59.1	6.68	1030	115	3.8	
1450	60.3	6.70	1049	2000	5.7	

Did well dewater? Yes   No Gallons actually evacuated: 5.7

Sampling Date: 3/30/12      Sampling Time: 1455      Depth to Water: 4.49

Sample I.D.: MW-9      Laboratory: Lancaster Other \_\_\_\_\_

Analyzed for: TPH-G BTEX MTBE OXYS Other: See Col

Duplicate I.D.:      Analyzed for: TPH-G BTEX MTBE OXYS Other: \_\_\_\_\_

D.O. (if req'd):	Pre-purge: _____ mg/L	Post-purge: _____ mg/L
O.R.P. (if req'd):	Pre-purge: _____ mV	Post-purge: _____ mV

## CHEVRON WELL MONITORING DATA SHEET

Project #: 120330-DA1	Station #: 9-0121
Sampler: DR	Date: 3/30/12
Weather: Cloudy	Ambient Air Temperature: 55 °F
Well I.D.: Sump Sample	Well Diameter: 2 3 4 6 8 <u>Sump</u>
Total Well Depth: _____	Depth to Water: _____
Depth to Free Product: _____	Thickness of Free Product (feet): _____
Referenced to: PVC Grade	D.O. Meter (if req'd): YSI HACH
DTW with 80% Recharge [(Height of Water Column x 0.20) + DTW]: _____	

Purge Method: ~~Bailer~~ ~~Disposal Bailer~~ ~~Positive Air Displacement~~ ~~Electric Submersible~~ ~~Waterra~~ ~~Peristaltic~~ ~~Extraction Pump~~ ~~Other \_\_\_\_\_~~

Sampling Method: Bailer  
 Disposable Bailer  
Extraction Port *Sump point*  
 Dedicated Tubing  
 Other: \_\_\_\_\_

\_\_\_\_\_ (Gals.) X \_\_\_\_\_ = \_\_\_\_\_ Gals.  
 1 Case Volume      Specified Volumes      Calculated Volume

Well Diameter	Multiplier	Well Diameter	Multiplier
1"	0.04	4"	0.65
2"	0.16	6"	1.47
3"	0.37	Other	radius <sup>2</sup> * 0.163

Time	Temp (°F)	pH	Cond. (mS or <u>µS</u> )	Turbidity (NTUs)	Gals. Removed	Observations
0825	58.3	6.4	1072	176	—	

Did well dewater? Yes  No  Gallons actually evacuated: \_\_\_\_\_

Sampling Date: 3/30/12      Sampling Time: 0825      Depth to Water: \_\_\_\_\_

Sample I.D.: Sump Sample      Laboratory: Lancaster Other \_\_\_\_\_

Analyzed for: TPH-G BTEX MTBE OXYS Other: See Col

Duplicate I.D.: \_\_\_\_\_ Analyzed for: TPH-G BTEX MTBE OXYS Other: \_\_\_\_\_

D.O. (if req'd):	Pre-purge:	mg/l	Post-purge:	mg/l
------------------	------------	------	-------------	------

O.R.P. (if req'd):	Pre-purge:	mV	Post-purge:	mV
--------------------	------------	----	-------------	----



# WELLHEAD INSPECTION CHECKLIST

Date 3/30/12 Client Chiron # 9-0121  
 Site Address 3026 Lakeshore Ave. Oakland Ca.  
 Job Number 120330-Dr1 Technician DR

Well ID	Well Inspected - No Corrective Action Required	Water Bailed From Wellbox	Wellbox Components Cleaned	Cap Replaced	Debris Removed From Wellbox	Lock Replaced	Other Action Taken (explain below)	Well Not Inspected (explain below)
MW-1	X							
MW-2A				X			X	
MW-3A	XDR			X			X	
MW-4A	X							
MW-5		X						
MW-6		X					X	
MW-8	X							
MW-9							No lock	

NOTES: MW-3A Bent casing @ 1.5 feet from TOC. MW-6 2 1/2 lbs stripped.  
MW-2A Apron cracked in 3 places. Box is not loose.

CHEVRON-NORTHERN CALIFORNIA TYPE **A** BILL OF LADING

SOURCE RECORD **BILL OF LADING**  
FOR NON-HAZARDOUS PURGEWATER RECOVERED FROM GROUNDWATER WELLS AT CHEVRON FACILITIES IN THE STATE OF CALIFORNIA. THE NON-HAZARDOUS PURGE- WATER WHICH HAS BEEN RECOVERED FROM GROUND- WATER WELLS IS COLLECTED BY THE CONTRACTOR, MADE UP INTO LOADS OF APPROPRIATE SIZE AND HAULED BY IWM TO THEIR FACILITY IN SAN JOSE, CALIFORNIA.

The contractor performing this work is BLAINE TECH SERVICES, INC. (BTS), 1680 Rogers Ave. San Jose CA (408)573-0555). Blaine Tech Services, Inc. is authorized by CHEVRON PRODUCTS COMPANY (CHEVRON) to recover, collect, apportion into loads, and haul the Non-Hazardous Well Purgewater that is drawn from wells at the CHEVRON facility indicated below and to deliver that purgewater to BTS. Transport routing of the Non-Hazardous Well Purgewater may be direct from one Chevron facility to BTS; from one Chevron facility to BTS via another Chevron facility; or any combination thereof. The Non-Hazardous Well Purgewater is and remains the property of CHEVRON.

This Source Record **BILL OF LADING** was initiated to cover the recovery of Non-Hazardous Well Purgewater from wells at the Chevron facility described below:

9-0121                      Dave Patten  
CHEVRON #                      Chevron Engineer

3026      Lakeshore Ave.      Oakland      Ca.  
street number      street name      city      state

WELL I.D.	GALS.	WELL I.D.	GALS.
MW-1	1 31		/
MW-2A	1 6		/
MW-3A	1 5.1		/
MW-4A	1 6.6		/
MW-5	1 10.5		/
MW-6	1 5.4		/
MW-8	1 8.4		/
MW-9	1 5.7		/
added equip.		any other	
rinse water	1 2.0	adjustments	/
<b>TOTAL GALS. RECOVERED</b>	<u>80.7</u>	loaded onto	
		BTS vehicle #	<u>8975</u>
BTS event #	120330-DRI	time	1400
		date	3/30/12
signature	<u>Dave Patten</u>		
*****			
REC'D AT	BTS-ST	time	
		date	3/30/12
unloaded by	<u>Dave Patten</u>		
signature	<u>Dave Patten</u>		



ATTACHMENT B

LABORATORY ANALYTICAL REPORT



## ANALYTICAL RESULTS

Prepared by:

Lancaster Laboratories  
2425 New Holland Pike  
Lancaster, PA 17605-2425

Prepared for:

Chevron  
6001 Bollinger Canyon Rd L4310  
San Ramon CA 94583

April 13, 2012

Project: 90121

Submittal Date: 04/03/2012  
Group Number: 1299687  
PO Number: 0015074399  
Release Number: PATTEN  
State of Sample Origin: CA

### Client Sample Description

MW-1-W-120330 NA Water  
MW-2A-W-120330 NA Water  
MW-3A-W-120330 NA Water  
MW-4A-W-120330 NA Water  
MW-5-W-120330 NA Water  
MW-6-W-120330 NA Water  
MW-8-W-120330 NA Water  
MW-9-W-120330 NA Water  
Sump\_Sample-W-120330 NA Water  
QA-T-120330 NA Water

### Lancaster Labs (LLI) #

6603702  
6603703  
6603704  
6603705  
6603706  
6603707  
6603708  
6603709  
6603710  
6603711

The specific methodologies used in obtaining the enclosed analytical results are indicated on the Laboratory Sample Analysis Record.

ELECTRONIC COPY TO	Chevron c/o CRA	Attn: Report Contact
ELECTRONIC COPY TO	Blaine Tech Services, Inc.	Attn: Dustin Becker
ELECTRONIC COPY TO	Chevron	Attn: Anna Avina
ELECTRONIC COPY TO	CRA	Attn: Nathan Lee
ELECTRONIC COPY TO	CRA	Attn: Ian Hull

Respectfully Submitted,



Jill M. Parker  
Senior Specialist

(717) 556-7262

**Sample Description: MW-1-W-120330 NA Water**  
**Facility# 90121 BTST**  
**3026 Lakeshore-Oakland T0600100328 MW-1**

**LLI Sample # WW 6603702**  
**LLI Group # 1299687**  
**Account # 10991**

**Project Name: 90121**

Collected: 03/30/2012 14:30 by DR

Chevron

6001 Bollinger Canyon Rd L4310  
 San Ramon CA 94583

Submitted: 04/03/2012 15:50

Reported: 04/13/2012 17:58

01211

CAT No.	Analysis Name	CAS Number	As Received Result	As Received Method Detection Limit*	As Received Limit of Quantitation	Dilution Factor
<b>GC/MS Volatiles SW-846 8260B</b>						
10943	Benzene	71-43-2	N.D.	0.5	1	1
10943	Ethanol	64-17-5	N.D.	50	250	1
10943	Ethylbenzene	100-41-4	N.D.	0.5	1	1
10943	Methyl Tertiary Butyl Ether	1634-04-4	4	0.5	1	1
10943	Toluene	108-88-3	N.D.	0.5	1	1
10943	Xylene (Total)	1330-20-7	N.D.	0.5	1	1
<b>GC Volatiles SW-846 8015B</b>						
01728	TPH-GRO N. CA water C6-C12	n.a.	100	50	100	1
<b>GC Petroleum SW-846 8015B</b>						
<b>Hydrocarbons w/Si</b>						
06610	TPH-DRO CA C10-C28 w/ Si Gel	n.a.	N.D.	50	100	1
The reverse surrogate, capric acid, is present at <1%.						
<b>GC Petroleum SW-846 8015B modified</b>						
<b>Hydrocarbons w/Si</b>						
10006	Motor Oil C16-C36 w/Si Gel	n.a.	N.D.	38	110	1
10006	Total TPH w/Si Gel	n.a.	N.D.	38	110	1
TPH quantitation is based on peak area comparison of the sample pattern to that of a hydrocarbon component mix calibration in a range that includes C8 (n-octane) through C40 (n-tetracontane) normal hydrocarbons.						
The reverse surrogate, capric acid, is present at <1%.						

### General Sample Comments

State of California Lab Certification No. 2501

All QC is compliant unless otherwise noted. Please refer to the Quality Control Summary for overall QC performance data and associated samples.

### Laboratory Sample Analysis Record

CAT No.	Analysis Name	Method	Trial#	Batch#	Analysis Date and Time	Analyst	Dilution Factor
10943	UST VOCs by 8260B - Water	SW-846 8260B	1	D120992AA	04/08/2012 11:53	Holly Berry	1
01163	GC/MS VOA Water Prep	SW-846 5030B	1	D120992AA	04/08/2012 11:53	Holly Berry	1
01728	TPH-GRO N. CA water C6-C12	SW-846 8015B	1	12095A20A	04/05/2012 10:37	Laura M Krieger	1
01146	GC VOA Water Prep	SW-846 5030B	1	12095A20A	04/05/2012 10:37	Laura M Krieger	1
06610	TPH-DRO CA C10-C28 w/ Si Gel	SW-846 8015B	1	120950025A	04/10/2012 21:31	Tracy A Cole	1
10006	TPH Fuels water w/Si Gel	SW-846 8015B modified	1	120950026A	04/11/2012 20:19	Heather E Williams	1
11180	Low Vol Ext(W) w/SG	SW-846 3510C	1	120950025A	04/05/2012 08:35	William H Saadeh	1
11195	TPH w/ Silica Gel Waters Ext.	SW-846 3510C	1	120950026A	04/05/2012 08:40	Kerrie A Freeburn	1

\*=This limit was used in the evaluation of the final result

**Sample Description:** MW-2A-W-120330 NA Water  
**Facility#** 90121 BTST  
**3026 Lakeshore-Oakland T0600100328 MW-2A**

**LLI Sample #** WW 6603703  
**LLI Group #** 1299687  
**Account #** 10991

**Project Name:** 90121

Collected: 03/30/2012 15:22 by DR

Chevron

6001 Bollinger Canyon Rd L4310  
 San Ramon CA 94583

Submitted: 04/03/2012 15:50

Reported: 04/13/2012 17:58

01212

CAT No.	Analysis Name	CAS Number	As Received Result	As Received Method Detection Limit*	As Received Limit of Quantitation	Dilution Factor
<b>GC/MS Volatiles SW-846 8260B</b>						
10943	Benzene	71-43-2	N.D.	0.5	1	1
10943	Ethanol	64-17-5	N.D.	50	250	1
10943	Ethylbenzene	100-41-4	N.D.	0.5	1	1
10943	Methyl Tertiary Butyl Ether	1634-04-4	200	0.5	1	1
10943	Toluene	108-88-3	N.D.	0.5	1	1
10943	Xylene (Total)	1330-20-7	2	0.5	1	1
<b>GC Volatiles SW-846 8015B</b>						
01728	TPH-GRO N. CA water C6-C12	n.a.	360	50	100	1
<b>GC Petroleum SW-846 8015B</b>						
<b>Hydrocarbons w/Si</b>						
06610	TPH-DRO CA C10-C28 w/ Si Gel	n.a.	82 J	50	100	1
The reverse surrogate, capric acid, is present at <1%.						
<b>GC Petroleum SW-846 8015B modified</b>						
<b>Hydrocarbons w/Si</b>						
10006	Motor Oil C16-C36 w/Si Gel	n.a.	N.D.	38	120	1
10006	Total TPH w/Si Gel	n.a.	N.D.	38	120	1
TPH quantitation is based on peak area comparison of the sample pattern to that of a hydrocarbon component mix calibration in a range that includes C8 (n-octane) through C40 (n-tetracontane) normal hydrocarbons.						
The reverse surrogate, capric acid, is present at <1%.						

### General Sample Comments

State of California Lab Certification No. 2501

All QC is compliant unless otherwise noted. Please refer to the Quality Control Summary for overall QC performance data and associated samples.

### Laboratory Sample Analysis Record

CAT No.	Analysis Name	Method	Trial#	Batch#	Analysis Date and Time	Analyst	Dilution Factor
10943	UST VOCs by 8260B - Water	SW-846 8260B	1	D120992AA	04/08/2012 12:16	Holly Berry	1
01163	GC/MS VOA Water Prep	SW-846 5030B	1	D120992AA	04/08/2012 12:16	Holly Berry	1
01728	TPH-GRO N. CA water C6-C12	SW-846 8015B	1	12095A20A	04/04/2012 23:43	Laura M Krieger	1
01146	GC VOA Water Prep	SW-846 5030B	1	12095A20A	04/04/2012 23:43	Laura M Krieger	1
06610	TPH-DRO CA C10-C28 w/ Si Gel	SW-846 8015B	1	120950025A	04/10/2012 21:54	Tracy A Cole	1
10006	TPH Fuels water w/Si Gel	SW-846 8015B modified	1	120950026A	04/11/2012 20:43	Heather E Williams	1
11180	Low Vol Ext(W) w/SG	SW-846 3510C	1	120950025A	04/05/2012 08:35	William H Saadeh	1
11195	TPH w/ Silica Gel Waters Ext.	SW-846 3510C	1	120950026A	04/05/2012 08:40	Kerrie A Freeburn	1

\*=This limit was used in the evaluation of the final result

**Sample Description:** MW-3A-W-120330 NA Water  
**Facility#** 90121 BTST  
**3026 Lakeshore-Oakland T0600100328 MW-3A**

**LLI Sample #** WW 6603704  
**LLI Group #** 1299687  
**Account #** 10991

**Project Name:** 90121

Collected: 03/30/2012 13:32 by DR

Chevron

6001 Bollinger Canyon Rd L4310  
 San Ramon CA 94583

Submitted: 04/03/2012 15:50

Reported: 04/13/2012 17:58

01213

CAT No.	Analysis Name	CAS Number	As Received Result	As Received Method Detection Limit*	As Received Limit of Quantitation	Dilution Factor
<b>GC/MS Volatiles SW-846 8260B</b>						
10943	Benzene	71-43-2	N.D.	0.5	1	1
10943	Ethanol	64-17-5	N.D.	50	250	1
10943	Ethylbenzene	100-41-4	N.D.	0.5	1	1
10943	Methyl Tertiary Butyl Ether	1634-04-4	N.D.	0.5	1	1
10943	Toluene	108-88-3	N.D.	0.5	1	1
10943	Xylene (Total)	1330-20-7	N.D.	0.5	1	1
<b>GC Volatiles SW-846 8015B</b>						
01728	TPH-GRO N. CA water C6-C12	n.a.	N.D.	50	100	1
<b>GC Petroleum SW-846 8015B</b>						
<b>Hydrocarbons w/Si</b>						
06610	TPH-DRO CA C10-C28 w/ Si Gel	n.a.	N.D.	50	110	1
The reverse surrogate, capric acid, is present at <1%.						
<b>GC Petroleum SW-846 8015B modified</b>						
<b>Hydrocarbons w/Si</b>						
10006	Motor Oil C16-C36 w/Si Gel	n.a.	N.D.	38	120	1
10006	Total TPH w/Si Gel	n.a.	N.D.	77	230	1
TPH quantitation is based on peak area comparison of the sample pattern to that of a hydrocarbon component mix calibration in a range that includes C8 (n-octane) through C40 (n-tetracontane) normal hydrocarbons.						
The reverse surrogate, capric acid, is present at <1%.						

### General Sample Comments

State of California Lab Certification No. 2501

All QC is compliant unless otherwise noted. Please refer to the Quality Control Summary for overall QC performance data and associated samples.

### Laboratory Sample Analysis Record

CAT No.	Analysis Name	Method	Trial#	Batch#	Analysis Date and Time	Analyst	Dilution Factor
10943	UST VOCs by 8260B - Water	SW-846 8260B	1	D120992AA	04/08/2012 12:39	Holly Berry	1
01163	GC/MS VOA Water Prep	SW-846 5030B	1	D120992AA	04/08/2012 12:39	Holly Berry	1
01728	TPH-GRO N. CA water C6-C12	SW-846 8015B	1	12095A20A	04/05/2012 00:05	Laura M Krieger	1
01146	GC VOA Water Prep	SW-846 5030B	1	12095A20A	04/05/2012 00:05	Laura M Krieger	1
06610	TPH-DRO CA C10-C28 w/ Si Gel	SW-846 8015B	1	120950025A	04/10/2012 22:17	Tracy A Cole	1
10006	TPH Fuels water w/Si Gel	SW-846 8015B modified	1	120950026A	04/11/2012 21:07	Heather E Williams	1
11180	Low Vol Ext(W) w/SG	SW-846 3510C	1	120950025A	04/05/2012 08:35	William H Saadeh	1
11195	TPH w/ Silica Gel Waters Ext.	SW-846 3510C	1	120950026A	04/05/2012 08:40	Kerrie A Freeburn	1

\*=This limit was used in the evaluation of the final result

**Sample Description:** MW-4A-W-120330 NA Water  
**Facility#** 90121 BTST  
**3026 Lakeshore-Oakland T0600100328 MW-4A**

**LLI Sample #** WW 6603705  
**LLI Group #** 1299687  
**Account #** 10991

**Project Name:** 90121

Collected: 03/30/2012 16:02 by DR

Chevron

6001 Bollinger Canyon Rd L4310  
 San Ramon CA 94583

Submitted: 04/03/2012 15:50

Reported: 04/13/2012 17:58

01214

CAT No.	Analysis Name	CAS Number	As Received Result	As Received Method Detection Limit*	As Received Limit of Quantitation	Dilution Factor
<b>GC/MS Volatiles SW-846 8260B</b>						
10943	Benzene	71-43-2	5	0.5	1	1
10943	Ethanol	64-17-5	N.D.	50	250	1
10943	Ethylbenzene	100-41-4	2	0.5	1	1
10943	Methyl Tertiary Butyl Ether	1634-04-4	130	0.5	1	1
10943	Toluene	108-88-3	2	0.5	1	1
10943	Xylene (Total)	1330-20-7	3	0.5	1	1
<b>GC Volatiles SW-846 8015B</b>						
01728	TPH-GRO N. CA water C6-C12	n.a.	1,300	50	100	1
<b>GC Petroleum SW-846 8015B</b>						
<b>Hydrocarbons w/Si</b>						
06610	TPH-DRO CA C10-C28 w/ Si Gel	n.a.	430	50	100	1
The reverse surrogate, capric acid, is present at <1%.						
<b>GC Petroleum SW-846 8015B modified</b>						
<b>Hydrocarbons w/Si</b>						
10006	Motor Oil C16-C36 w/Si Gel	n.a.	N.D.	38	110	1
10006	Total TPH w/Si Gel	n.a.	N.D.	38	110	1
TPH quantitation is based on peak area comparison of the sample pattern to that of a hydrocarbon component mix calibration in a range that includes C8 (n-octane) through C40 (n-tetracontane) normal hydrocarbons.						
The reverse surrogate, capric acid, is present at <1%.						

### General Sample Comments

State of California Lab Certification No. 2501

All QC is compliant unless otherwise noted. Please refer to the Quality Control Summary for overall QC performance data and associated samples.

### Laboratory Sample Analysis Record

CAT No.	Analysis Name	Method	Trial#	Batch#	Analysis Date and Time	Analyst	Dilution Factor
10943	UST VOCs by 8260B - Water	SW-846 8260B	1	D120992AA	04/08/2012 13:01	Holly Berry	1
01163	GC/MS VOA Water Prep	SW-846 5030B	1	D120992AA	04/08/2012 13:01	Holly Berry	1
01728	TPH-GRO N. CA water C6-C12	SW-846 8015B	1	12095A20A	04/05/2012 00:27	Laura M Krieger	1
01146	GC VOA Water Prep	SW-846 5030B	1	12095A20A	04/05/2012 00:27	Laura M Krieger	1
06610	TPH-DRO CA C10-C28 w/ Si Gel	SW-846 8015B	1	120950025A	04/10/2012 22:40	Tracy A Cole	1
10006	TPH Fuels water w/Si Gel	SW-846 8015B modified	1	120950026A	04/11/2012 21:31	Heather E Williams	1
11180	Low Vol Ext(W) w/SG	SW-846 3510C	1	120950025A	04/05/2012 08:35	William H Saadeh	1
11195	TPH w/ Silica Gel Waters Ext.	SW-846 3510C	1	120950026A	04/05/2012 08:40	Kerrie A Freeburn	1

\*=This limit was used in the evaluation of the final result

**Sample Description:** MW-5-W-120330 NA Water  
**Facility#** 90121 BTST  
**3026 Lakeshore-Oakland T0600100328 MW-5**

**LLI Sample #** WW 6603706  
**LLI Group #** 1299687  
**Account #** 10991

**Project Name:** 90121

Collected: 03/30/2012 11:10 by DR

Chevron

6001 Bollinger Canyon Rd L4310  
 San Ramon CA 94583

Submitted: 04/03/2012 15:50

Reported: 04/13/2012 17:58

01215

CAT No.	Analysis Name	CAS Number	As Received Result	As Received Method Detection Limit*	As Received Limit of Quantitation	Dilution Factor
<b>GC/MS Volatiles SW-846 8260B</b>						
10943	Benzene	71-43-2	N.D.	0.5	1	1
10943	Ethanol	64-17-5	N.D.	50	250	1
10943	Ethylbenzene	100-41-4	N.D.	0.5	1	1
10943	Methyl Tertiary Butyl Ether	1634-04-4	1 J	0.5	1	1
10943	Toluene	108-88-3	N.D.	0.5	1	1
10943	Xylene (Total)	1330-20-7	N.D.	0.5	1	1
<b>GC Volatiles SW-846 8015B</b>						
01728	TPH-GRO N. CA water C6-C12	n.a.	N.D.	50	100	1
<b>GC Petroleum SW-846 8015B</b>						
<b>Hydrocarbons w/Si</b>						
06610	TPH-DRO CA C10-C28 w/ Si Gel	n.a.	N.D.	50	100	1
The reverse surrogate, capric acid, is present at <1%.						
<b>GC Petroleum SW-846 8015B modified</b>						
<b>Hydrocarbons w/Si</b>						
10006	Motor Oil C16-C36 w/Si Gel	n.a.	48 J	38	110	1
10006	Total TPH w/Si Gel	n.a.	48 J	38	110	1
TPH quantitation is based on peak area comparison of the sample pattern to that of a hydrocarbon component mix calibration in a range that includes C8 (n-octane) through C40 (n-tetracontane) normal hydrocarbons.						
The reverse surrogate, capric acid, is present at <1%.						

### General Sample Comments

State of California Lab Certification No. 2501

All QC is compliant unless otherwise noted. Please refer to the Quality Control Summary for overall QC performance data and associated samples.

### Laboratory Sample Analysis Record

CAT No.	Analysis Name	Method	Trial#	Batch#	Analysis Date and Time	Analyst	Dilution Factor
10943	UST VOCs by 8260B - Water	SW-846 8260B	1	D120992AA	04/08/2012 13:24	Holly Berry	1
01163	GC/MS VOA Water Prep	SW-846 5030B	1	D120992AA	04/08/2012 13:24	Holly Berry	1
01728	TPH-GRO N. CA water C6-C12	SW-846 8015B	1	12095A20A	04/05/2012 00:49	Laura M Krieger	1
01146	GC VOA Water Prep	SW-846 5030B	1	12095A20A	04/05/2012 00:49	Laura M Krieger	1
06610	TPH-DRO CA C10-C28 w/ Si Gel	SW-846 8015B	1	120950025A	04/10/2012 23:03	Tracy A Cole	1
10006	TPH Fuels water w/Si Gel	SW-846 8015B modified	1	120950026A	04/11/2012 21:55	Heather E Williams	1
11180	Low Vol Ext(W) w/SG	SW-846 3510C	1	120950025A	04/05/2012 08:35	William H Saadeh	1
11195	TPH w/ Silica Gel Waters Ext.	SW-846 3510C	1	120950026A	04/05/2012 08:40	Kerrie A Freeburn	1

\*=This limit was used in the evaluation of the final result

**Sample Description: MW-6-W-120330 NA Water**  
**Facility# 90121 BTST**  
**3026 Lakeshore-Oakland T0600100328 MW-6**

**LLI Sample # WW 6603707**  
**LLI Group # 1299687**  
**Account # 10991**

**Project Name: 90121**

Collected: 03/30/2012 14:10 by DR

Chevron

6001 Bollinger Canyon Rd L4310  
 San Ramon CA 94583

Submitted: 04/03/2012 15:50

Reported: 04/13/2012 17:58

01216

CAT No.	Analysis Name	CAS Number	As Received Result	As Received Method Detection Limit*	As Received Limit of Quantitation	Dilution Factor
<b>GC/MS Volatiles SW-846 8260B</b>						
10943	Benzene	71-43-2	N.D.	5	10	10
10943	Ethanol	64-17-5	N.D.	500	2,500	10
10943	Ethylbenzene	100-41-4	N.D.	5	10	10
10943	Methyl Tertiary Butyl Ether	1634-04-4	N.D.	5	10	10
10943	Toluene	108-88-3	N.D.	5	10	10
10943	Xylene (Total)	1330-20-7	N.D.	5	10	10

Reporting limits were raised due to sample foaming.

A preserved vial was submitted for analysis. However, the pH at the time of analysis was 7.

<b>GC Volatiles SW-846 8015B</b>						
01728	TPH-GRO N. CA water C6-C12	n.a.	N.D.	50	100	1

<b>GC Petroleum SW-846 8015B</b>						
<b>Hydrocarbons w/Si</b>						
06610	TPH-DRO CA C10-C28 w/ Si Gel	n.a.	N.D.	50	100	1
The reverse surrogate, capric acid, is present at <1%.						

<b>GC Petroleum SW-846 8015B modified</b>						
<b>Hydrocarbons w/Si</b>						
10006	Motor Oil C16-C36 w/Si Gel	n.a.	N.D.	38	110	1
10006	Total TPH w/Si Gel	n.a.	N.D.	38	110	1
TPH quantitation is based on peak area comparison of the sample pattern to that of a hydrocarbon component mix calibration in a range that includes C8 (n-octane) through C40 (n-tetracontane) normal hydrocarbons.						
The reverse surrogate, capric acid, is present at <1%.						

### General Sample Comments

State of California Lab Certification No. 2501

All QC is compliant unless otherwise noted. Please refer to the Quality Control Summary for overall QC performance data and associated samples.

### Laboratory Sample Analysis Record

CAT No.	Analysis Name	Method	Trial#	Batch#	Analysis Date and Time	Analyst	Dilution Factor
10943	UST VOCs by 8260B - Water	SW-846 8260B	1	D120992AA	04/08/2012 13:47	Holly Berry	10
01163	GC/MS VOA Water Prep	SW-846 5030B	1	D120992AA	04/08/2012 13:47	Holly Berry	10
01728	TPH-GRO N. CA water C6-C12	SW-846 8015B	1	12095A20A	04/04/2012 21:31	Laura M Krieger	1
01146	GC VOA Water Prep	SW-846 5030B	1	12095A20A	04/04/2012 21:31	Laura M Krieger	1
06610	TPH-DRO CA C10-C28 w/ Si Gel	SW-846 8015B	1	120950025A	04/10/2012 23:26	Tracy A Cole	1
10006	TPH Fuels water w/Si Gel	SW-846 8015B modified	1	120950026A	04/11/2012 22:19	Heather E Williams	1

\*=This limit was used in the evaluation of the final result



**Sample Description:** MW-6-W-120330 NA Water  
Facility# 90121 BTST  
3026 Lakeshore-Oakland T0600100328 MW-6

LLI Sample # WW 6603707  
LLI Group # 1299687  
Account # 10991

**Project Name:** 90121

Collected: 03/30/2012 14:10 by DR

Chevron

6001 Bollinger Canyon Rd L4310  
San Ramon CA 94583

Submitted: 04/03/2012 15:50

Reported: 04/13/2012 17:58

01216

### Laboratory Sample Analysis Record

CAT No.	Analysis Name	Method	Trial#	Batch#	Analysis Date and Time	Analyst	Dilution Factor
11180	Low Vol Ext(W) w/SG	SW-846 3510C	1	120950025A	04/05/2012 08:35	William H Saadeh	1
11195	TPH w/ Silica Gel Waters Ext.	SW-846 3510C	1	120950026A	04/05/2012 08:40	Kerrie A Freeburn	1

**Sample Description: MW-8-W-120330 NA Water**  
**Facility# 90121 BTST**  
**3026 Lakeshore-Oakland T0600100328 MW-8**

**LLI Sample # WW 6603708**  
**LLI Group # 1299687**  
**Account # 10991**

**Project Name: 90121**

Collected: 03/30/2012 11:55 by DR

Chevron

6001 Bollinger Canyon Rd L4310  
 San Ramon CA 94583

Submitted: 04/03/2012 15:50

Reported: 04/13/2012 17:58

01218

CAT No.	Analysis Name	CAS Number	As Received Result	As Received Method Detection Limit*	As Received Limit of Quantitation	Dilution Factor
<b>GC/MS Volatiles SW-846 8260B</b>						
10943	Benzene	71-43-2	N.D.	0.5	1	1
10943	Ethanol	64-17-5	N.D.	50	250	1
10943	Ethylbenzene	100-41-4	N.D.	0.5	1	1
10943	Methyl Tertiary Butyl Ether	1634-04-4	1	0.5	1	1
10943	Toluene	108-88-3	N.D.	0.5	1	1
10943	Xylene (Total)	1330-20-7	N.D.	0.5	1	1
<b>GC Volatiles SW-846 8015B</b>						
01728	TPH-GRO N. CA water C6-C12	n.a.	N.D.	50	100	1
<b>GC Petroleum SW-846 8015B</b>						
<b>Hydrocarbons w/Si</b>						
06610	TPH-DRO CA C10-C28 w/ Si Gel	n.a.	N.D.	50	100	1
The reverse surrogate, capric acid, is present at <1%.						
<b>GC Petroleum SW-846 8015B modified</b>						
<b>Hydrocarbons w/Si</b>						
10006	Motor Oil C16-C36 w/Si Gel	n.a.	N.D.	38	110	1
10006	Total TPH w/Si Gel	n.a.	N.D.	38	110	1
TPH quantitation is based on peak area comparison of the sample pattern to that of a hydrocarbon component mix calibration in a range that includes C8 (n-octane) through C40 (n-tetracontane) normal hydrocarbons.						
The reverse surrogate, capric acid, is present at <1%.						

### General Sample Comments

State of California Lab Certification No. 2501

All QC is compliant unless otherwise noted. Please refer to the Quality Control Summary for overall QC performance data and associated samples.

### Laboratory Sample Analysis Record

CAT No.	Analysis Name	Method	Trial#	Batch#	Analysis Date and Time	Analyst	Dilution Factor
10943	UST VOCs by 8260B - Water	SW-846 8260B	1	D120992AA	04/08/2012 10:45	Holly Berry	1
01163	GC/MS VOA Water Prep	SW-846 5030B	1	D120992AA	04/08/2012 10:45	Holly Berry	1
01728	TPH-GRO N. CA water C6-C12	SW-846 8015B	1	12095A20A	04/05/2012 01:33	Laura M Krieger	1
01146	GC VOA Water Prep	SW-846 5030B	1	12095A20A	04/05/2012 01:33	Laura M Krieger	1
06610	TPH-DRO CA C10-C28 w/ Si Gel	SW-846 8015B	1	120950025A	04/10/2012 23:50	Tracy A Cole	1
10006	TPH Fuels water w/Si Gel	SW-846 8015B modified	1	120950026A	04/11/2012 22:43	Heather E Williams	1
11180	Low Vol Ext(W) w/SG	SW-846 3510C	1	120950025A	04/05/2012 08:35	William H Saadeh	1
11195	TPH w/ Silica Gel Waters Ext.	SW-846 3510C	1	120950026A	04/05/2012 08:40	Kerrie A Freeburn	1

\*=This limit was used in the evaluation of the final result

**Sample Description: MW-9-W-120330 NA Water**  
**Facility# 90121 BTST**  
**3026 Lakeshore-Oakland T0600100328 MW-9**

**LLI Sample # WW 6603709**  
**LLI Group # 1299687**  
**Account # 10991**

**Project Name: 90121**

Collected: 03/30/2012 14:55 by DR

Chevron

6001 Bollinger Canyon Rd L4310  
 San Ramon CA 94583

Submitted: 04/03/2012 15:50

Reported: 04/13/2012 17:58

01219

CAT No.	Analysis Name	CAS Number	As Received Result	As Received Method Detection Limit*	As Received Limit of Quantitation	Dilution Factor
<b>GC/MS Volatiles SW-846 8260B</b>						
10943	Benzene	71-43-2	0.5 J	0.5	1	1
10943	Ethanol	64-17-5	N.D.	50	250	1
10943	Ethylbenzene	100-41-4	1 J	0.5	1	1
10943	Methyl Tertiary Butyl Ether	1634-04-4	19	0.5	1	1
10943	Toluene	108-88-3	3	0.5	1	1
10943	Xylene (Total)	1330-20-7	0.9 J	0.5	1	1
<b>GC Volatiles SW-846 8015B</b>						
01728	TPH-GRO N. CA water C6-C12	n.a.	1,200	50	100	1
<b>GC Petroleum SW-846 8015B</b>						
<b>Hydrocarbons w/Si</b>						
06610	TPH-DRO CA C10-C28 w/ Si Gel	n.a.	790	50	110	1
The reverse surrogate, capric acid, is present at <1%.						
<b>GC Petroleum SW-846 8015B modified</b>						
<b>Hydrocarbons w/Si</b>						
10006	Motor Oil C16-C36 w/Si Gel	n.a.	310	38	110	1
10006	Total TPH w/Si Gel	n.a.	310	38	110	1
TPH quantitation is based on peak area comparison of the sample pattern to that of a hydrocarbon component mix calibration in a range that includes C8 (n-octane) through C40 (n-tetracontane) normal hydrocarbons.						
The reverse surrogate, capric acid, is present at <1%.						

### General Sample Comments

State of California Lab Certification No. 2501

All QC is compliant unless otherwise noted. Please refer to the Quality Control Summary for overall QC performance data and associated samples.

### Laboratory Sample Analysis Record

CAT No.	Analysis Name	Method	Trial#	Batch#	Analysis Date and Time	Analyst	Dilution Factor
10943	UST VOCs by 8260B - Water	SW-846 8260B	1	D120992AA	04/08/2012 14:10	Holly Berry	1
01163	GC/MS VOA Water Prep	SW-846 5030B	1	D120992AA	04/08/2012 14:10	Holly Berry	1
01728	TPH-GRO N. CA water C6-C12	SW-846 8015B	1	12095A20A	04/05/2012 01:55	Laura M Krieger	1
01146	GC VOA Water Prep	SW-846 5030B	1	12095A20A	04/05/2012 01:55	Laura M Krieger	1
06610	TPH-DRO CA C10-C28 w/ Si Gel	SW-846 8015B	1	120950025A	04/11/2012 00:36	Tracy A Cole	1
10006	TPH Fuels water w/Si Gel	SW-846 8015B modified	1	120950026A	04/11/2012 23:31	Heather E Williams	1
11180	Low Vol Ext(W) w/SG	SW-846 3510C	1	120950025A	04/05/2012 08:35	William H Saadeh	1
11195	TPH w/ Silica Gel Waters Ext.	SW-846 3510C	1	120950026A	04/05/2012 08:40	Kerrie A Freeburn	1

\*=This limit was used in the evaluation of the final result

**Sample Description:** Sump\_Sample-W-120330 NA Water  
**Facility#** 90121 BTST  
**3026 Lakeshore-Oakland T0600100328 Sump**

**LLI Sample #** WW 6603710  
**LLI Group #** 1299687  
**Account #** 10991

**Project Name:** 90121

Collected: 03/30/2012 08:25 by DR

Chevron

6001 Bollinger Canyon Rd L4310  
 San Ramon CA 94583

Submitted: 04/03/2012 15:50

Reported: 04/13/2012 17:58

0121S

CAT No.	Analysis Name	CAS Number	As Received Result	As Received Method Detection Limit*	As Received Limit of Quantitation	Dilution Factor
<b>GC/MS Volatiles SW-846 8260B</b>						
10943	Benzene	71-43-2	1	0.5	1	1
10943	Ethanol	64-17-5	N.D.	50	250	1
10943	Ethylbenzene	100-41-4	2	0.5	1	1
10943	Methyl Tertiary Butyl Ether	1634-04-4	21	0.5	1	1
10943	Toluene	108-88-3	3	0.5	1	1
10943	Xylene (Total)	1330-20-7	2	0.5	1	1
<b>GC Volatiles SW-846 8015B</b>						
01728	TPH-GRO N. CA water C6-C12	n.a.	1,600	50	100	1
<b>GC Petroleum SW-846 8015B</b>						
<b>Hydrocarbons w/Si</b>						
06610	TPH-DRO CA C10-C28 w/ Si Gel	n.a.	580	50	100	1
The reverse surrogate, capric acid, is present at <1%.						
<b>GC Petroleum SW-846 8015B modified</b>						
<b>Hydrocarbons w/Si</b>						
10006	Motor Oil C16-C36 w/Si Gel	n.a.	39	J 38	110	1
10006	Total TPH w/Si Gel	n.a.	39	J 38	110	1
TPH quantitation is based on peak area comparison of the sample pattern to that of a hydrocarbon component mix calibration in a range that includes C8 (n-octane) through C40 (n-tetracontane) normal hydrocarbons.						
The reverse surrogate, capric acid, is present at <1%.						

### General Sample Comments

State of California Lab Certification No. 2501

All QC is compliant unless otherwise noted. Please refer to the Quality Control Summary for overall QC performance data and associated samples.

### Laboratory Sample Analysis Record

CAT No.	Analysis Name	Method	Trial#	Batch#	Analysis Date and Time	Analyst	Dilution Factor
10943	UST VOCs by 8260B - Water	SW-846 8260B	1	D120992AA	04/08/2012 14:32	Holly Berry	1
01163	GC/MS VOA Water Prep	SW-846 5030B	1	D120992AA	04/08/2012 14:32	Holly Berry	1
01728	TPH-GRO N. CA water C6-C12	SW-846 8015B	1	12095A20A	04/05/2012 02:17	Laura M Krieger	1
01146	GC VOA Water Prep	SW-846 5030B	1	12095A20A	04/05/2012 02:17	Laura M Krieger	1
06610	TPH-DRO CA C10-C28 w/ Si Gel	SW-846 8015B	1	120950025A	04/11/2012 00:13	Tracy A Cole	1
10006	TPH Fuels water w/Si Gel	SW-846 8015B modified	1	120950026A	04/11/2012 23:07	Heather E Williams	1
11180	Low Vol Ext(W) w/SG	SW-846 3510C	1	120950025A	04/05/2012 08:35	William H Saadeh	1
11195	TPH w/ Silica Gel Waters Ext.	SW-846 3510C	1	120950026A	04/05/2012 08:40	Kerrie A Freeburn	1

\*=This limit was used in the evaluation of the final result

**Sample Description:** QA-T-120330 NA Water  
**Facility#** 90121 BTST  
**3026 Lakeshore-Oakland T0600100328 QA**

**LLI Sample #** WW 6603711  
**LLI Group #** 1299687  
**Account #** 10991

**Project Name:** 90121

Collected: 03/30/2012 07:00

Chevron

Submitted: 04/03/2012 15:50

6001 Bollinger Canyon Rd L4310

Reported: 04/13/2012 17:58

San Ramon CA 94583

0121Q

CAT No.	Analysis Name	CAS Number	As Received Result	As Received Method Detection Limit*	As Received Limit of Quantitation	Dilution Factor
<b>GC/MS Volatiles SW-846 8260B</b>						
10943	Benzene	71-43-2	N.D.	0.5	1	1
10943	Ethylbenzene	100-41-4	N.D.	0.5	1	1
10943	Methyl Tertiary Butyl Ether	1634-04-4	N.D.	0.5	1	1
10943	Toluene	108-88-3	N.D.	0.5	1	1
10943	Xylene (Total)	1330-20-7	N.D.	0.5	1	1
<b>GC Volatiles SW-846 8015B</b>						
01728	TPH-GRO N. CA water C6-C12	n.a.	N.D.	50	100	1

### General Sample Comments

State of California Lab Certification No. 2501

All QC is compliant unless otherwise noted. Please refer to the Quality Control Summary for overall QC performance data and associated samples.

### Laboratory Sample Analysis Record

CAT No.	Analysis Name	Method	Trial#	Batch#	Analysis Date and Time	Analyst	Dilution Factor
10943	BTEX/MTBE 8260 Water	SW-846 8260B	1	F121011AA	04/10/2012 17:58	Kevin A Sposito	1
01163	GC/MS VOA Water Prep	SW-846 5030B	1	F121011AA	04/10/2012 17:58	Kevin A Sposito	1
01728	TPH-GRO N. CA water C6-C12	SW-846 8015B	1	12096B20A	04/06/2012 10:50	Laura M Krieger	1
01146	GC VOA Water Prep	SW-846 5030B	1	12096B20A	04/06/2012 10:50	Laura M Krieger	1

## Quality Control Summary

Client Name: Chevron

Group Number: 1299687

Reported: 04/13/12 at 05:58 PM

Matrix QC may not be reported if insufficient sample or site-specific QC samples were not submitted. In these situations, to demonstrate precision and accuracy at a batch level, a LCS/LCSD was performed, unless otherwise specified in the method.

All Inorganic Initial Calibration and Continuing Calibration Blanks met acceptable method criteria unless otherwise noted on the Analysis Report.

### Laboratory Compliance Quality Control

<u>Analysis Name</u>	<u>Blank Result</u>	<u>Blank MDL**</u>	<u>Blank LOQ</u>	<u>Report Units</u>	<u>LCS %REC</u>	<u>LCSD %REC</u>	<u>LCS/LCSD Limits</u>	<u>RPD</u>	<u>RPD Max</u>
Batch number: D120992AA	Sample number(s): 6603702-6603710								
Benzene	N.D.	0.5	1	ug/l	100		77-121		
Ethanol	N.D.	50.	250	ug/l	106		54-149		
Ethylbenzene	N.D.	0.5	1	ug/l	96		79-120		
Methyl Tertiary Butyl Ether	N.D.	0.5	1	ug/l	99		68-121		
Toluene	N.D.	0.5	1	ug/l	96		79-120		
Xylene (Total)	N.D.	0.5	1	ug/l	98		77-120		
Batch number: F121011AA	Sample number(s): 6603711								
Benzene	N.D.	0.5	1	ug/l	89		77-121		
Ethylbenzene	N.D.	0.5	1	ug/l	85		79-120		
Methyl Tertiary Butyl Ether	N.D.	0.5	1	ug/l	81		68-121		
Toluene	N.D.	0.5	1	ug/l	88		79-120		
Xylene (Total)	N.D.	0.5	1	ug/l	88		77-120		
Batch number: 12095A20A	Sample number(s): 6603702-6603710								
TPH-GRO N. CA water C6-C12	N.D.	50.	100	ug/l	84	109	75-135	26	30
Batch number: 12096B20A	Sample number(s): 6603711								
TPH-GRO N. CA water C6-C12	N.D.	50.	100	ug/l	91	89	75-135	2	30
Batch number: 120950025A	Sample number(s): 6603702-6603710								
TPH-DRO CA C10-C28 w/ Si Gel	N.D.	32.	100	ug/l	75	75	50-118	0	20
Batch number: 120950026A	Sample number(s): 6603702-6603710								
Motor Oil C16-C36 w/Si Gel	N.D.	40.	120	ug/l					
Total TPH w/Si Gel	N.D.	40.	120	ug/l	78	74	50-129	5	20

### Sample Matrix Quality Control

Unspiked (UNSPK) = the sample used in conjunction with the matrix spike

Background (BKG) = the sample used in conjunction with the duplicate

<u>Analysis Name</u>	<u>MS %REC</u>	<u>MSD %REC</u>	<u>MS/MSD Limits</u>	<u>RPD</u>	<u>RPD MAX</u>	<u>BKG Conc</u>	<u>DUP Conc</u>	<u>DUP RPD</u>	<u>Dup RPD Max</u>
Batch number: D120992AA	Sample number(s): 6603702-6603710 UNSPK: 6603708								
Benzene	80	76	72-134	5	30				
Ethanol	79	74	53-146	6	30				
Ethylbenzene	78	74	71-134	6	30				
Methyl Tertiary Butyl Ether	78	73	72-126	6	30				
Toluene	80	74*	80-125	7	30				
Xylene (Total)	81	74*	79-125	9	30				

\*- Outside of specification

\*\* - This limit was used in the evaluation of the final result for the blank

(1) The result for one or both determinations was less than five times the LOQ.

(2) The unspiked result was more than four times the spike added.

## Quality Control Summary

Client Name: Chevron  
Reported: 04/13/12 at 05:58 PM

Group Number: 1299687

### Sample Matrix Quality Control

Unspiked (UNSPK) = the sample used in conjunction with the matrix spike  
Background (BKG) = the sample used in conjunction with the duplicate

<u>Analysis Name</u>	<u>MS</u> <u>%REC</u>	<u>MSD</u> <u>%REC</u>	<u>MS/MSD</u> <u>Limits</u>	<u>RPD</u>	<u>RPD</u> <u>MAX</u>	<u>BKG</u> <u>Conc</u>	<u>DUP</u> <u>Conc</u>	<u>DUP</u> <u>RPD</u>	<u>Dup RPD</u> <u>Max</u>
Batch number: F121011AA	Sample number(s): 6603711 UNSPK: P603686								
Benzene	97	99	72-134	2	30				
Ethylbenzene	91	93	71-134	2	30				
Methyl Tertiary Butyl Ether	82	85	72-126	3	30				
Toluene	97	98	80-125	2	30				
Xylene (Total)	94	95	79-125	1	30				

### Surrogate Quality Control

Surrogate recoveries which are outside of the QC window are confirmed unless attributed to dilution or otherwise noted on the Analysis Report.

Analysis Name: UST VOCs by 8260B - Water

Batch number: D120992AA

	Dibromofluoromethane	1,2-Dichloroethane-d4	Toluene-d8	4-Bromofluorobenzene
6603702	105	100	97	99
6603703	105	93	95	98
6603704	105	97	95	97
6603705	101	94	96	103
6603706	106	95	95	96
6603707	103	93	95	97
6603708	107	99	95	96
6603709	101	93	96	102
6603710	102	92	96	103
Blank	104	93	94	93
LCS	101	96	96	101
MS	105	95	95	101
MSD	102	96	97	101

Limits: 80-116 77-113 80-113 78-113

Analysis Name: UST VOCs by 8260B - Water

Batch number: F121011AA

	Dibromofluoromethane	1,2-Dichloroethane-d4	Toluene-d8	4-Bromofluorobenzene
6603711	94	103	98	88
Blank	93	99	96	88
LCS	93	101	98	91
MS	91	100	97	93
MSD	93	102	96	93

Limits: 80-116 77-113 80-113 78-113

Analysis Name: TPH-GRO N. CA water C6-C12

Batch number: 12095A20A

Trifluorotoluene-F

6603702 90

\*- Outside of specification

\*\* - This limit was used in the evaluation of the final result for the blank

- (1) The result for one or both determinations was less than five times the LOQ.
- (2) The unspiked result was more than four times the spike added.

## Quality Control Summary

Client Name: Chevron  
Reported: 04/13/12 at 05:58 PM

Group Number: 1299687

### Surrogate Quality Control

6603703 110  
6603704 83  
6603705 110  
6603706 84  
6603707 84  
6603708 83  
6603709 158\*  
6603710 122  
Blank 86  
LCS 100  
LCSD 106

Limits: 63-135

Analysis Name: TPH-GRO N. CA water C6-C12  
Batch number: 12096B20A  
Trifluorotoluene-F

6603711 83  
Blank 84  
LCS 102  
LCSD 101

Limits: 63-135

Analysis Name: TPH-DRO CA C10-C28 w/ Si Gel  
Batch number: 120950025A  
Orthoterphenyl

6603702 80  
6603703 79  
6603704 80  
6603705 75  
6603706 86  
6603707 86  
6603708 86  
6603709 82  
6603710 80  
Blank 86  
LCS 90  
LCSD 93

Limits: 50-154

Analysis Name: TPH Fuels water w/Si Gel  
Batch number: 120950026A  
Chlorobenzene      Orthoterphenyl

6603702	58	65
6603703	46	72
6603704	57	72
6603705	64	70
6603706	52	73
6603707	57	69
6603708	67	77
6603709	75	64
6603710	54	75

\*- Outside of specification

\*\* - This limit was used in the evaluation of the final result for the blank

- (1) The result for one or both determinations was less than five times the LOQ.
- (2) The unspiked result was more than four times the spike added.



## Quality Control Summary

Client Name: Chevron

Group Number: 1299687

Reported: 04/13/12 at 05:58 PM

### Surrogate Quality Control

Blank	61	75
LCS	65	83
LCSD	63	79
Limits:	28-152	52-131

---

\*- Outside of specification

\*\* - This limit was used in the evaluation of the final result for the blank

- (1) The result for one or both determinations was less than five times the LOQ.
- (2) The unspiked result was more than four times the spike added.

Chevron Site Number: 90121  
 Chevron Site Global ID: TO600100328  
 Chevron Site Address: 3026 Lakeshore Ave.  
Oakland, CA  
 Chevron PM: DAVE PATTEN  
 Chevron PM Phone No.: (925)543-1740  
 Retail and Terminal Business Unit (RTBU) Job  
 Construction/Retail Job

Chevron Consultant: CRA  
 Address: 5900 Hollis St. Suite A Emeryville,  
 CA Consultant Contact: Nathan Lee  
 Consultant Phone No. 510-420-3333  
 Consultant Project No. 120330-DNI  
 Sampling Company: Blaine Tech Services  
 Sampled By (Print): Devin Reynolds  
 Sampler Signature: [Signature]

Charge Code: NWRTB-0090121-0-OML  
 NWRTB 00SITE NUMBER-0- WBS  
 (WBS ELEMENTS:  
 SITE ASSESSMENT: A1L REMEDIATION IMPLEMENTATION: R5L  
 SITE MONITORING: OML OPERATION MAINTENANCE & MONITORING: M1L  
**THIS IS A LEGAL DOCUMENT. ALL FIELDS MUST BE FILLED OUT CORRECTLY AND COMPLETELY.**

**Lancaster Laboratories**  
 Lancaster, PA  
 Lab Contact: Jill Parker  
 2425 New Holland Pike,  
 Lancaster, PA 17601  
 Phone No:  
 (717)656-2300

**ANALYSES REQUIRED**

H		H												Preservation Codes	
TPH-G	TPH-L	MTBE	OXYGENATES	ORO	HC	STLC	EPA 310.1	CONDUCTIVITY	TRPH	EPA 413.1	Ethanol	TPH-G	TPH-M	Special Instructions	
<input checked="" type="checkbox"/>	<input checked="" type="checkbox"/>	<input checked="" type="checkbox"/>	<input checked="" type="checkbox"/>	<input checked="" type="checkbox"/>	<input checked="" type="checkbox"/>	<input checked="" type="checkbox"/>	<input type="checkbox"/>	<input type="checkbox"/>	<input type="checkbox"/>	<input type="checkbox"/>	<input type="checkbox"/>	<input checked="" type="checkbox"/>	<input checked="" type="checkbox"/>	H = HCL T = Thiosulfate N = HNO <sub>3</sub> B = NaOH S = H <sub>2</sub> SO <sub>4</sub> O = Other	
Must meet lowest detection limits possible for 8260 Compounds, Silica gel cleanup required for TPH-D and TPHmo															

SAMPLE ID				Sample Time	# of Containers	Container Type
Field Point Name	Matrix	Top Depth	Date (yyymmdd)			
mw-1	W		120330	1430	10	Mixed
mw-2A	W			1522	10	
mw-3A	W			1332	10	
mw-4A	W			1602	10	
mw-5	W			1110	10	
mw-6	W			1410	10	
mw-8	W			1155	10	
mw-9	W			1455	10	
Sump Sample	W			0825	10	
QA	T			0700	2	1cc ucas

Relinquished By: <u>[Signature]</u>	Company: <u>BTS</u>	Date/Time: <u>3/30/12 1215</u>	Relinquished To: <u>[Signature]</u>	Company: <u>BTS</u>	Date/Time: <u>3/30/12 1220</u>
Relinquished By: <u>[Signature]</u>	Company: <u>BTS</u>	Date/Time: <u>3/30/12 1730</u>	Relinquished To: <u>[Signature]</u>	Company: <u>BTS</u>	Date/Time: <u>4/2/12 1730</u>
Relinquished By: <u>[Signature]</u>	Company: <u>CCI</u>	Date/Time: <u>4/2/12 1630</u>	Relinquished To: <u>[Signature]</u>	Company: <u>CCI</u>	Date/Time: <u>4/2/12 1045</u>

Turnaround Time: Standard  24 Hours  48 hours  72 Hours  Other

Sample Integrity: (Check by lab on arrival)

Intact:  On Ice:  Temp: 22-3, 3°C  
 COC # 11-3,9

[Signature] CCI 4/2/12 1630  
 DHL  
 alimahaneshu 4/3/12 090  
 [Signature] 4/3/12 1550

# Explanation of Symbols and Abbreviations

The following defines common symbols and abbreviations used in reporting technical data:

<b>RL</b>	Reporting Limit	<b>BMQL</b>	Below Minimum Quantitation Level
<b>N.D.</b>	none detected	<b>MPN</b>	Most Probable Number
<b>TNTC</b>	Too Numerous To Count	<b>CP Units</b>	cobalt-chloroplatinate units
<b>IU</b>	International Units	<b>NTU</b>	nephelometric turbidity units
<b>umhos/cm</b>	micromhos/cm	<b>ng</b>	nanogram(s)
<b>C</b>	degrees Celsius	<b>F</b>	degrees Fahrenheit
<b>meq</b>	milliequivalents	<b>lb.</b>	pound(s)
<b>g</b>	gram(s)	<b>kg</b>	kilogram(s)
<b>µg</b>	microgram(s)	<b>mg</b>	milligram(s)
<b>mL</b>	milliliter(s)	<b>L</b>	liter(s)
<b>m<sup>3</sup></b>	cubic meter(s)	<b>µL</b>	microliter(s)
		<b>pg/L</b>	picogram/liter
<b>&lt;</b>	less than - The number following the sign is the <u>limit of quantitation</u> , the smallest amount of analyte which can be reliably determined using this specific test.		
<b>&gt;</b>	greater than		
<b>ppm</b>	parts per million - One ppm is equivalent to one milligram per kilogram (mg/kg), or one gram per million grams. For aqueous liquids, ppm is usually taken to be equivalent to milligrams per liter (mg/l), because one liter of water has a weight very close to a kilogram. For gases or vapors, one ppm is equivalent to one microliter of gas per liter of gas.		
<b>ppb</b>	parts per billion		
<b>Dry weight basis</b>	Results printed under this heading have been adjusted for moisture content. This increases the analyte weight concentration to approximate the value present in a similar sample without moisture. All other results are reported on an as-received basis.		

## Data Qualifiers:

**C** – result confirmed by reanalysis.

**J** - estimated value – The result is  $\geq$  the Method Detection Limit (MDL) and  $<$  the Limit of Quantitation (LOQ).

## U.S. EPA CLP Data Qualifiers:

Organic Qualifiers		Inorganic Qualifiers	
<b>A</b>	TIC is a possible aldol-condensation product	<b>B</b>	Value is $<$ CRDL, but $\geq$ IDL
<b>B</b>	Analyte was also detected in the blank	<b>E</b>	Estimated due to interference
<b>C</b>	Pesticide result confirmed by GC/MS	<b>M</b>	Duplicate injection precision not met
<b>D</b>	Compound quantitated on a diluted sample	<b>N</b>	Spike sample not within control limits
<b>E</b>	Concentration exceeds the calibration range of the instrument	<b>S</b>	Method of standard additions (MSA) used for calculation
<b>N</b>	Presumptive evidence of a compound (TICs only)	<b>U</b>	Compound was not detected
<b>P</b>	Concentration difference between primary and confirmation columns $>25\%$	<b>W</b>	Post digestion spike out of control limits
<b>U</b>	Compound was not detected	<b>*</b>	Duplicate analysis not within control limits
<b>X,Y,Z</b>	Defined in case narrative	<b>+</b>	Correlation coefficient for MSA $<0.995$

**Analytical test results meet all requirements of NELAC unless otherwise noted under the individual analysis.**

Measurement uncertainty values, as applicable, are available upon request.

Tests results relate only to the sample tested. Clients should be aware that a critical step in a chemical or microbiological analysis is the collection of the sample. Unless the sample analyzed is truly representative of the bulk of material involved, the test results will be meaningless. If you have questions regarding the proper techniques of collecting samples, please contact us. We cannot be held responsible for sample integrity, however, unless sampling has been performed by a member of our staff. This report shall not be reproduced except in full, without the written approval of the laboratory.

Times are local to the area of activity. Parameters listed in the 40 CFR part 136 Table II as “analyze immediately” are not performed within 15 minutes.

**WARRANTY AND LIMITS OF LIABILITY** - In accepting analytical work, we warrant the accuracy of test results for the sample as submitted. THE FOREGOING EXPRESS WARRANTY IS EXCLUSIVE AND IS GIVEN IN LIEU OF ALL OTHER WARRANTIES, EXPRESSED OR IMPLIED. WE DISCLAIM ANY OTHER WARRANTIES, EXPRESSED OR IMPLIED, INCLUDING A WARRANTY OF FITNESS FOR PARTICULAR PURPOSE AND WARRANTY OF MERCHANTABILITY. IN NO EVENT SHALL LANCASTER LABORATORIES BE LIABLE FOR INDIRECT, SPECIAL, CONSEQUENTIAL, OR INCIDENTAL DAMAGES INCLUDING, BUT NOT LIMITED TO, DAMAGES FOR LOSS OF PROFIT OR GOODWILL REGARDLESS OF (A) THE NEGLIGENCE (EITHER SOLE OR CONCURRENT) OF LANCASTER LABORATORIES AND (B) WHETHER LANCASTER LABORATORIES HAS BEEN INFORMED OF THE POSSIBILITY OF SUCH DAMAGES. We accept no legal responsibility for the purposes for which the client uses the test results. No purchase order or other order for work shall be accepted by Lancaster Laboratories which includes any conditions that vary from the Standard Terms and Conditions, and Lancaster hereby objects to any conflicting terms contained in any acceptance or order submitted by client.