

ENVIRONMENTAL
PROTECTION



Chevron

August 12, 1997 AUG 13 PM 3:03

Mr. Scott Seery
Alameda County Health Care Services
Department of Environmental Health
1131 Harbor Bay Parkway, Suite 250
Alameda, CA 94502-6577

Chevron Products Company
6001 Bollinger Canyon Road
Building L
San Ramon, CA 94583
P.O. Box 6004
San Ramon, CA 94583-0904

Marketing - Sales West
Phone 510 842 9500

**Re: Former Chevron Service Station #9-2960
2416 Grove Way
Castro Valley, California**

Dear Mr. Seery:


Enclosed is the Third Quarter Groundwater Monitoring report for 1997, prepared by our consultant Blaine Tech Services Inc. for the above noted facility. Monitoring wells C-1, C-2 C-3, C-6 and C-7 are sampled semi-annually (1st/ 3rd quarters), well C-4 is sampled annually (1st quarter) and well C-5 has been abandoned. Ground water samples were analyzed for TPH-g and BTEX constituents.

Only two of the six wells sampled continue detect the presence of TPH-g and BTEX constituents in the ground water. The remaining four monitoring wells sampled were below the method detection levels for the TPH-g and BTEX constituents. The concentrations of TPH-g and BTEX constituents detected in monitoring well C-1 declined from the previous sampling event, while they increased in well C-2.

Groundwater depth varied from 14.63 feet to 19.76 feet below grade with a direction of flow westerly. Mounding of the groundwater around monitoring well C-1 that has occurred in past sampling events, continues to be absent; which reinforces the belief that the pulsing of the remediation system did effect the ground water and thereby caused the mounding effect.

Chevron will continue to monitor the site based on the above noted sampling frequency. If you have any questions or comments call me at (510) 842-9136.

Sincerely,
CHEVRON PRODUCTS COMPANY


Philip R. Briggs
Site Assessment and Remediation Project Manager

Enclosure

August 12, 1997
Mr. Scott Seery
Former Chevron Service Station # 9-2960
Page 2

cc. Ms. Bette Owen, Chevron

Mr. Kevin Graves
RWQCB-San Francisco Bay Region
2101 Webster Street, Suite 500
Oakland, CA 94612

Mr. Robert Aitzen
President, Board of Trustees
First Presbyterian Church
2490 Grove Way
Castro Valley, CA 94546-7199

BLAINE
TECH SERVICES INC.



1680 ROGERS AVENUE
SAN JOSE, CALIFORNIA 95112
(408) 573-7771 FAX
(408) 573-0555 PHONE

8/14/97
405
ENVIRONMENTAL
PROTECTION
97 AUG 13 PM 3:03

August 7, 1997

Phil Briggs
Chevron U.S.A. Products Company
P.O. Box 6004
San Ramon, CA 94583-0904

3rd Quarter 1997 Monitoring at 9-2960

Third Quarter 1997 Groundwater Monitoring at
Chevron Service Station Number 9-2960
2416 Grove Way
Castro Valley, CA

Monitoring Performed on July 10, 1997

Groundwater Sampling Report 970710-G-1

This report covers the routine monitoring of groundwater wells at this Chevron facility. Blaine Tech Services, Inc.'s work at the site includes inspection, gauging, evacuation, purgewater containment, sample collection and sample handling in accordance with standard procedures that conform to Regional Water Quality Control Board requirements.

Routine field data collection includes depth to water, total well depth, thickness of any separate immiscible layer, water column volume, calculated volume of a three-case volume purge, elapsed evacuation time, total volume of water removed, and standard water parameter instrument readings. Sample material is collected, contained, stored, and transported to the laboratory in conformance with EPA standards. Purgewater is, likewise, collected and transported to McKittrick Waste Treatment Site for disposal.

Basic field information is presented alongside analytical values excerpted from the laboratory report in the cumulative table of **WELL DATA AND ANALYTICAL RESULTS**. The full analytical report for the most recent samples is located in the **Analytical Appendix**. The table

also contains new groundwater elevation calculations taken from the computer plotted gradient map which is located in the **Professional Engineering Appendix**.

At a minimum, Blaine Tech Services, Inc. field personnel are certified upon completion of a forty-hour Hazardous Materials and Emergency Response training course per 29 CFR 1910.120. Field personnel are also enrolled in annual eight hour refresher courses.

Blaine Tech Services, Inc. conducts sampling and documentation assignments of this type as an independent third party. In order to avoid compromising the objectivity necessary for the proper and disinterested performance of this work, Blaine Tech Services, Inc. concentrates on objective data collection and does not participate in the interpretation of analytical results, the definition of geological or hydrological conditions, the formulation of recommendations, or the marketing of remedial systems.

Please call if you have any questions.

Yours truly,

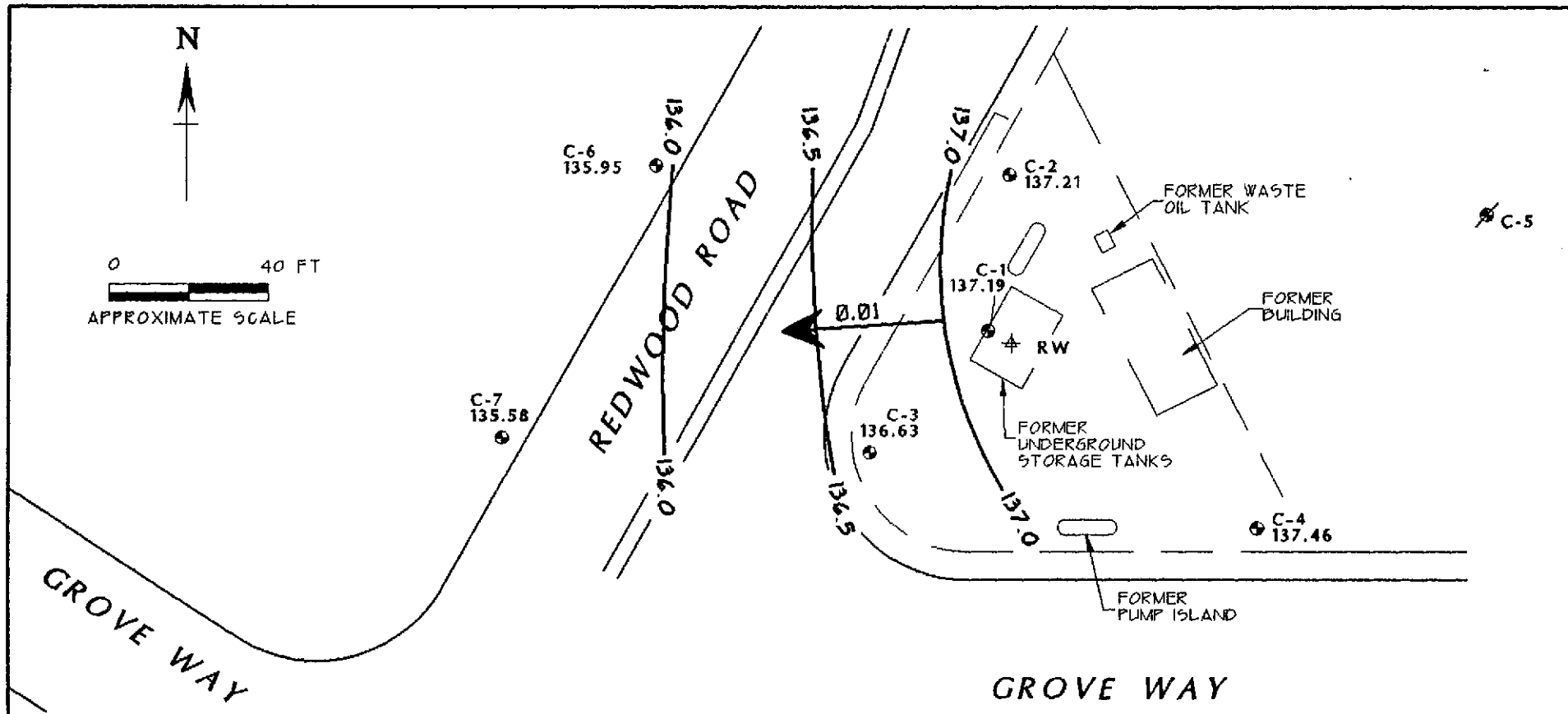
A handwritten signature in cursive script, appearing to read "Francis Thie".

Francis Thie
Vice President

FPT/aa


attachments: Professional Engineering Appendix
Cumulative Table of Well Data and Analytical Results
Analytical Appendix
Field Data Sheets

Professional Engineering Appendix



EXPLANATION

- ⊙ C-7 GROUND-WATER MONITORING WELL
- ⊕ RW RECOVERY WELL (NOT MEASURED)
- 135.58 GROUND-WATER ELEVATION IN FEET ABOVE MEAN SEA LEVEL
- ⊙ ABANDONED WELL
- 136.0 GROUND-WATER ELEVATION CONTOUR IN FEET ABOVE MEAN SEA LEVEL
- 0.01 → APPROXIMATE DIRECTION OF GROUND-WATER FLOW. GRADIENT INDICATED IN FEET / FEET



NOTES:

TITLE : GROUND-WATER ELEVATION CONTOUR MAP - JULY 10, 1997
 LOCATION : FORMER CHEVRON SERVICE STATION #9-2968 2416 GROVE WAY, CASTRO VALLEY, CALIFORNIA
 SOURCE : CAMBRIA ENVIRONMENTAL TECHNOLOGY, INC



GEOCONSULTANTS, INC
 SAN JOSE, CALIFORNIA
 Project No. G758-09
 DRWG NO: W071097 REV:

Table of Well Data and Analytical Results

Cumulative Table of Well Data and Analytical Results

Vertical Measurements are in feet.			Volumetric Measurements are in gallons.				Analytical results are in parts per billion (ppb)						
DATE	Well Head Elev.	Ground Water Elev.	Depth To Water	SPH Thickness	SPH Removed	Total SPH Removed	Notes	TPH-Gasoline	Benzene	Toluene	Ethyl-Benzene	Xylene	MTBE
C-1													
10/23/86	153.36	--	--	--	--	--	--	3100	6400	3700	--	4300	--
09/10/87	153.36	--	--	--	--	--	--	120,000	25,000	60,000	13,000	56,000	--
10/03/90	153.36	134.69	18.67	--	--	--	--	--	--	--	--	--	--
10/25/90	153.36	135.22	18.71	0.71	--	--	--	--	--	--	--	--	--
01/22/91	153.36	135.22	18.70	0.70	--	--	--	--	--	--	--	--	--
02/21/91	153.36	135.44	18.62	0.88	--	--	--	--	--	--	--	--	--
04/01/91	153.36	136.47	16.91	0.03	--	--	--	--	--	--	--	--	--
04/11/91	153.36	136.49	16.90	0.04	--	--	--	--	--	--	--	--	--
07/01/91	153.36	135.75	17.61	0.00	--	--	--	--	--	--	--	--	--
09/24/91	153.36	135.17	18.98	0.99	--	--	--	--	--	--	--	--	--
10/23/91	153.36	135.03	19.32	1.24	--	--	--	--	--	--	--	--	--
11/22/91	153.36	134.53	18.83	0.97	--	--	--	--	--	--	--	--	--
01/09/92	153.36	136.10	17.26	--	--	--	--	--	--	--	--	--	--
03/06/92	153.36	137.16	16.69	0.61	--	--	--	--	--	--	--	--	--
06/04/92	153.36	136.44	17.10	0.22	--	--	--	--	--	--	--	--	--
09/28/92	153.36	--	18.71	0.77	--	--	--	--	--	--	--	--	--
12/17/92	153.36	--	17.54	0.45	--	--	--	--	--	--	--	--	--
04/29/93	153.36	137.50	16.40	0.68	--	--	--	--	--	--	--	--	--
07/26/93	153.36	136.92	16.85	0.51	--	--	--	--	--	--	--	--	--
10/22/93	153.36	135.55	17.83	0.03	--	--	--	--	--	--	--	--	--
01/24/94	153.36	--	--	--	--	--	--	--	--	--	--	--	--
04/11/94	153.36	136.01	17.76	0.51	--	--	--	--	--	--	--	--	--
07/01/94	153.36	135.95	17.46	0.06	--	--	--	--	--	--	--	--	--
10/06/94	153.36	135.24	18.18	0.08	--	--	--	--	--	--	--	--	--
01/11/95	153.36	136.63	16.79	0.08	0.039	0.039	--	--	--	--	--	--	--
04/07/95	153.36	139.23	14.13	--	--	0.039	--	44,000	410	100	130	5400	--
07/20/95	153.36	136.84	16.52	--	--	0.039	--	16,000	96	81	53	1000	--
09/22/95	153.36	137.22	16.14	--	--	0.039	--	59,000	150	36	16	56	--
01/02/96	153.36	137.43	15.93	--	--	0.039	--	29,000	4500	1100	520	1900	<250
04/26/96	153.36	137.31	16.05	--	--	0.039	--	7200	1300	340	130	390	--
07/22/96	153.36	143.14	10.22	--	--	0.039	--	7300	2500	170	360	520	--
10/17/96	153.36	137.64	15.72	--	--	0.039	--	19,000	3400	59	360	430	--
01/23/97	153.36	138.91	14.45	--	--	0.039	--	15,000	2900	390	250	480	--
07/10/97	153.36	137.19	16.17	--	--	0.039	--	13,000	2100	69	200	380	--

Cumulative Table of Well Data and Analytical Results

Vertical Measurements are in feet.				Volumetric Measurements are in gallons.				Analytical results are in parts per billion (ppb)					
DATE	Well Head Elev.	Ground Water Elev.	Depth To Water	SPH Thickness	SPH Removed	Total SPH Removed	Notes	TPH-Gasoline	Benzene	Toluene	Ethyl-Benzene	Xylene	MTBE
C-2													
10/23/86	151.84	--	--	--	--	--	--	30,000	2700	1900	--	1500	--
09/10/87	151.84	--	--	--	--	--	--	14,000	2600	2900	500	1200	--
10/16/89	151.84	--	--	--	--	--	--	600	260	34	1.7	41	--
01/04/90	151.84	--	--	--	--	--	--	2600	470	150	23	130	--
04/05/90	151.84	--	--	--	--	--	--	500	280	29	6.3	19	--
07/02/90	151.84	--	--	--	--	--	--	2400	670	110	17	76	--
10/03/90	151.84	--	--	--	--	--	--	--	--	--	--	--	--
10/25/90	151.84	135.24	16.60	--	--	--	--	1300	390	47	9.0	58	--
01/22/91	151.84	135.15	16.69	--	--	--	--	2600	680	88	29	130	--
02/21/91	151.84	135.53	16.31	--	--	--	--	--	--	--	--	--	--
04/01/91	151.84	136.76	15.08	--	--	--	--	--	--	--	--	--	--
04/11/91	151.84	136.61	15.23	--	--	--	--	--	--	--	--	--	--
07/01/91	151.84	135.88	15.96	--	--	--	--	--	--	--	--	--	--
09/24/91	151.84	135.33	16.51	--	--	--	--	3600	1400	63	6.9	63	--
10/23/91	151.84	135.18	16.66	--	--	--	--	--	--	--	--	--	--
11/22/91	151.84	135.47	16.37	--	--	--	--	--	--	--	--	--	--
01/09/92	151.84	136.28	15.56	--	--	--	--	7100	770	740	190	690	--
03/06/92	151.84	137.47	14.37	--	--	--	--	3200	250	230	59	220	--
06/04/92	151.84	136.80	15.04	--	--	--	--	1500	<0.5	180	42	130	--
09/28/92	151.84	135.44	16.40	--	--	--	--	6400	940	230	57	220	--
12/17/92	151.84	136.46	15.38	--	--	--	--	1500	370	160	6.0	25	--
04/29/93	151.84	136.87	14.97	--	--	--	--	1800	690	120	74	140	--
07/29/93	151.84	136.92	14.92	--	--	--	--	4300	1500	96	29	96	--
10/22/93	151.84	136.03	15.81	--	--	--	--	820	560	57	15	58	--
01/24/94	151.84	--	--	--	--	--	--	--	--	--	--	--	--
04/11/94	151.84	136.49	15.35	--	--	--	--	2000	240	48	36	110	--
07/01/94	151.84	136.44	15.40	--	--	--	--	370	55	12	3.1	8.6	--
10/06/94	151.84	135.84	16.00	--	--	--	--	150	47	4.8	1.8	5.4	--
01/11/95	151.84	137.06	14.78	--	--	--	--	52	0.65	<0.5	<0.5	<0.5	--
04/07/95	151.84	138.93	12.91	--	--	--	--	1500	260	64	52	85	--
07/20/95	151.84	136.81	15.03	--	--	--	--	3000	500	100	96	110	--
09/22/95	151.84	137.05	14.79	--	--	--	--	2000	630	120	20	79	--

CONTINUED ON NEXT PAGE

Cumulative Table of Well Data and Analytical Results

Vertical Measurements are in feet.

Volumetric Measurements are in gallons.

Analytical results are in parts per billion (ppb)

DATE	Well	Ground	Depth	Total			Notes	TPH- Gasoline	Benzene	Toluene	Ethyl- Benzene	Xylene	MTBE
	Head Elev.	Water Elev.	To Water	SPH Thickness	SPH Removed	SPH Removed							
C-2 (CONT'D)													
01/02/96	151.84	137.37	14.47	--	--	--	--	1900	240	110	58	180	<12
04/26/96	151.84	137.97	13.87	--	--	--	--	1300	340	190	44	120	--
07/22/96	151.84	136.73	15.11	--	--	--	--	3700	1100	140	150	330	--
10/17/96	151.84	136.80	15.04	--	--	--	--	22,000	3900	1600	350	1800	--
01/23/97	151.84	138.86	12.98	--	--	--	--	2000	260	48	76	94	--
07/10/97	151.84	137.21	14.63	--	--	--	--	5100	710	200	190	380	--

Cumulative Table of Well Data and Analytical Results

Vertical Measurements are in feet.

Volumetric Measurements are in gallons.

Analytical results are in parts per billion (ppb)

DATE	Well Head Elev.	Ground Water Elev.	Depth To Water	Total			Notes	TPH-Gasoline	Benzene	Toluene	Ethyl-Benzene	Xylene	MTBE
				SPH Thickness	SPH Removed	SPH Removed							
C-3													
10/23/86	154.13	--	--	--	--	--	--	3300	49	24	--	20	--
09/10/87	154.13	--	--	--	--	--	--	200	110	2.6	<2.0	<2.0	--
10/16/89	154.13	--	--	--	--	--	--	900	640	4.2	1.6	16	--
01/04/90	154.13	--	--	--	--	--	--	920	430	7.0	6.0	7.0	--
04/05/90	154.13	--	--	--	--	--	--	930	690	3.4	5.1	4.8	--
07/02/90	154.13	--	--	--	--	--	--	1700	590	11	4.8	9.4	--
10/03/90	154.13	134.97	19.16	--	--	--	--	--	--	--	--	--	--
10/25/90	154.13	134.85	19.28	--	--	--	--	750	510	2.0	6.0	5.0	--
01/22/91	154.13	134.95	19.18	--	--	--	--	430	260	2.0	2.0	5.0	--
01/22/91	154.13	134.95	19.18	--	--	--	--	400	250	2.0	2.0	5.0	--
02/21/91	154.13	135.25	18.88	--	--	--	--	--	--	--	--	--	--
04/01/91	154.13	136.54	17.59	--	--	--	--	--	--	--	--	--	--
04/11/91	154.13	136.32	17.81	--	--	--	--	--	--	--	--	--	--
07/01/91	154.13	135.57	18.56	--	--	--	--	--	--	--	--	--	--
09/24/91	154.13	135.01	19.12	--	--	--	--	260	52	0.7	0.8	2.2	--
10/23/91	154.13	134.89	19.24	--	--	--	--	--	--	--	--	--	--
11/22/91	154.13	135.10	19.03	--	--	--	--	--	--	--	--	--	--
01/09/92	154.13	135.90	18.23	--	--	--	--	240	120	0.9	<0.5	1.6	--
03/06/92	154.13	137.09	17.04	--	--	--	--	230	68	1.2	1.2	1.3	--
06/04/92	154.13	136.34	17.79	--	--	--	--	80	36	0.6	0.5	0.7	--
09/28/92	154.13	135.13	19.00	--	--	--	--	84	49	<0.5	<0.5	1.5	--
12/17/92	154.13	135.95	18.18	--	--	--	--	220	30	<0.5	<0.5	<0.5	--
04/29/93	154.13	135.35	18.78	--	--	--	--	380	12	0.6	<0.5	<1.5	--
07/26/93	154.13	136.41	17.72	--	--	--	--	800	38	1.1	<0.5	<1.5	--
10/22/93	154.13	135.63	18.50	--	--	--	--	200	64	0.6	<0.5	<1.5	--
01/24/94	154.13	135.62	18.51	--	--	--	--	<50	<0.5	<0.5	<0.5	<0.5	--
04/11/94	154.13	136.09	18.04	--	--	--	--	100	3.6	2.1	<0.5	2.3	--
07/01/94	154.13	136.01	18.12	--	--	--	--	140	3.7	1.2	<0.5	1.0	--
10/06/94	154.13	135.50	18.63	--	--	--	--	<50	<0.5	<0.5	<0.5	<0.5	--

CONTINUED ON NEXT PAGE

Cumulative Table of Well Data and Analytical Results

Vertical Measurements are in feet.			Volumetric Measurements are in gallons.				Analytical results are in parts per billion (ppb)						
DATE	Well Head Elev.	Ground Water Elev.	Depth To Water	SPH Thickness	SPH Removed	Total SPH Removed	Notes	TPH-Gasoline	Benzene	Toluene	Ethyl-Benzene	Xylene	MTBE
C-3 (CONT'D)													
01/11/95	154.13	137.01	17.12	--	--	--	--	<50	<0.5	<0.5	<0.5	<0.5	--
04/07/95	154.13	138.34	15.79	--	--	--	--	<50	<0.5	<0.5	<0.5	<0.5	--
07/20/95	154.13	136.37	17.76	--	--	--	--	<50	1.5	1.9	<0.5	3.5	--
09/22/95	154.13	136.58	17.55	--	--	--	--	<50	<0.5	<0.5	<0.5	<0.5	--
01/02/96	154.13	136.88	17.25	--	--	--	--	<50	<0.5	<0.5	<0.5	1.1	<2.5
04/26/96	154.13	137.42	16.71	--	--	--	--	<50	<0.5	<0.5	<0.5	<0.5	--
07/22/96	154.13	136.50	17.63	--	--	--	--	<50	<0.5	<0.5	<0.5	<0.5	--
10/17/96	154.13	136.33	17.80	--	--	--	--	<50	<0.5	<0.5	<0.5	<0.5	--
01/23/97	154.13	138.33	15.80	--	--	--	--	<50	<0.5	<0.5	<0.5	<0.5	--
07/10/97	154.13	136.63	17.50	--	--	--	--	<50	<0.5	<0.5	<0.5	<0.5	--

Cumulative Table of Well Data and Analytical Results

Vertical Measurements are in feet.

Volumetric Measurements are in gallons.

Analytical results are in parts per billion (ppb)

DATE	Well	Ground	Depth	Volumetric Measurements			Notes	Analytical results					
	Head Elev.	Water Elev.	To Water	SPH Thickness	SPH Removed	Total SPH Removed		TPH-Gasoline	Benzene	Toluene	Ethyl-Benzene	Xylene	MTBE
C-4													
10/23/86	156.00	--	--	--	--	--	--	570	3.0	4.0	--	5.0	--
09/10/87	156.00	--	--	--	--	--	--	500	3.0	<0.5	<0.5	<0.5	--
10/16/89	156.00	--	--	--	--	--	--	<500	12	1.0	<0.5	0.8	--
01/04/90	156.00	--	--	--	--	--	--	<500	5.0	<0.5	<0.5	0.9	--
04/05/90	156.00	--	--	--	--	--	--	<50	6.6	<0.5	<0.5	0.7	--
07/02/90	156.00	--	--	--	--	--	--	71	4.1	<0.5	<0.5	<0.5	--
10/03/90	156.00	--	--	--	--	--	--	--	--	--	--	--	--
10/25/90	156.00	135.57	20.43	--	--	--	--	<50	2.0	<0.5	<0.5	<0.5	--
01/22/91	156.00	135.50	20.50	--	--	--	--	<50	3.0	<0.5	<0.5	<0.5	--
02/21/91	156.00	135.77	20.23	--	--	--	--	--	--	--	--	--	--
04/01/91	156.00	136.97	19.03	--	--	--	--	--	--	--	--	--	--
04/11/91	156.00	136.95	19.05	--	--	--	--	--	--	--	--	--	--
07/01/91	156.00	136.10	19.90	--	--	--	--	--	--	--	--	--	--
09/24/91	156.00	135.59	20.41	--	--	--	--	--	--	--	--	--	--
10/23/91	156.00	135.47	20.53	--	--	--	--	87	1.6	<0.5	<0.5	<0.5	--
11/22/91	156.00	135.65	20.35	--	--	--	--	--	--	--	--	--	--
01/09/92	156.00	136.46	19.54	--	--	--	--	--	--	--	--	--	--
01/09/92	156.00	136.46	19.54	--	--	--	--	51	4.3	<0.5	<0.5	<0.5	--
03/06/92	156.00	137.74	18.26	--	--	--	--	<50	4.8	<0.5	<0.5	<0.5	--
06/04/92	156.00	137.08	18.92	--	--	--	--	<50	0.8	<0.5	<0.5	<0.5	--
09/28/92	156.00	135.69	20.31	--	--	--	--	<50	<0.5	<0.5	<0.5	0.7	--
12/17/92	156.00	136.43	19.57	--	--	--	--	<50	<0.5	<0.5	<0.5	<0.5	--
04/29/93	156.00	138.22	17.78	--	--	--	--	<50	<0.5	<0.5	<0.5	<0.5	--
07/26/93	156.00	--	--	--	--	--	--	<50	<0.5	<0.5	<0.5	<1.5	--
08/18/93	156.00	137.09	18.91	--	--	--	--	--	--	--	--	--	--
10/22/93	156.00	136.61	19.39	--	--	--	--	<50	<0.5	<0.5	<0.5	<1.5	--
01/24/94	156.00	136.58	19.42	--	--	--	--	<50	2.9	2.1	1.1	4.3	--
04/11/94	156.00	136.86	19.14	--	--	--	--	<50	<0.5	<0.5	<0.5	<0.5	--
07/01/94	156.00	136.80	19.20	--	--	--	--	<50	<0.5	0.6	<0.5	0.5	--
10/06/94	156.00	136.26	19.74	--	--	--	--	<50	<0.5	<0.5	<0.5	<0.5	--

CONTINUED ON NEXT PAGE

Cumulative Table of Well Data and Analytical Results

Vertical Measurements are in feet.			Volumetric Measurements are in gallons.				Analytical results are in parts per billion (ppb)						
DATE	Well Head Elev.	Ground Water Elev.	Depth To Water	SPH Thickness	SPH Removed	Total SPH Removed	Notes	TPH-Gasoline	Benzene	Toluene	Ethyl-Benzene	Xylene	MTBE
C-4 (CONT'D)													
01/11/95	156.00	139.70	16.30	--	--	--	--	<50	<0.5	<0.5	<0.5	<0.5	--
04/07/95	156.00	139.49	16.51	--	--	--	--	<50	<0.5	<0.5	<0.5	<0.5	--
07/20/95	156.00	137.20	18.80	--	--	--	--	<50	<0.5	<0.5	<0.5	<0.5	--
09/22/95	156.00	137.26	18.74	--	--	--	--	<50	<0.5	<0.5	<0.5	<0.5	--
01/02/96	156.00	137.65	18.35	--	--	--	--	<50	1.6	1.8	0.95	4.1	<2.5
04/26/96	156.00	138.43	17.57	--	--	--	--	<50	<0.5	<0.5	<0.5	<0.5	--
07/22/96	156.00	137.00	19.00	--	--	--	--	<50	<0.5	<0.5	<0.5	<0.5	--
10/17/96	156.00	136.96	19.04	--	--	--	--	<50	<0.5	<0.5	<0.5	<0.5	--
01/23/97	156.00	139.31	16.69	--	--	--	--	<50	<0.5	<0.5	<0.5	<0.5	--
07/10/97	156.00	137.46	18.54	--	--	--	Sampled annually	--	--	--	--	--	--

Cumulative Table of Well Data and Analytical Results

Vertical Measurements are in feet.				Volumetric Measurements are in gallons.				Analytical results are in parts per billion (ppb)						
DATE	Well Head Elev.	Ground Water Elev.	Depth To Water	SPH Thickness	SPH Removed	Total SPH Removed	Notes	TPH-Gasoline	Benzene	Toluene	Ethyl-Benzene	Xylene	MTBE	
C-5														
10/03/90	153.38	135.60	17.78	--	--	--	--	<50	<0.5	<0.5	<0.5	<0.5	--	
10/25/90	153.38	135.46	17.92	--	--	--	--	<50	<0.5	<0.5	<0.5	<0.5	--	
11/09/90	153.38	135.46	17.92	--	--	--	--	<50	<0.5	<0.5	<0.5	<0.5	--	
01/22/91	153.38	135.58	17.80	--	--	--	--	<50	<0.5	<0.5	<0.5	<0.5	--	
02/21/91	153.38	135.87	17.51	--	--	--	--	--	--	--	--	--	--	
04/01/91	153.38	137.07	16.31	--	--	--	--	--	--	--	--	--	--	
04/11/91	153.38	137.02	16.36	--	--	--	--	--	--	--	--	--	--	
07/01/91	153.38	136.26	17.12	--	--	--	--	--	--	--	--	--	--	
09/24/91	153.38	135.68	17.70	--	--	--	--	<50	<0.5	<0.5	<0.5	<0.5	--	
09/24/91	153.38	135.68	17.70	--	--	--	--	<50	<0.5	<0.5	<0.5	<0.5	--	
10/23/91	153.38	135.56	17.82	--	--	--	--	--	--	--	--	--	--	
11/22/91	153.38	135.77	17.61	--	--	--	--	--	--	--	--	--	--	
01/09/92	153.38	136.34	17.04	--	--	--	--	<50	<0.5	0.7	<0.5	<0.5	--	
03/06/92	153.38	137.62	15.76	--	--	--	--	<50	<0.5	<0.5	<0.5	<0.5	--	
06/04/92	153.38	136.98	16.40	--	--	--	--	<50	<0.5	<0.5	<0.5	<0.5	--	
09/28/92	153.38	135.80	17.58	--	--	--	--	<50	<0.5	<0.5	<0.5	<0.5	--	
12/17/92	153.38	136.56	16.82	--	--	--	--	<50	<0.5	<0.5	<0.5	<0.5	--	
04/29/93	153.38	138.14	15.24	--	--	--	--	<50	<0.5	<0.5	<0.5	<1.5	--	
07/26/93	153.38	137.08	16.30	--	--	--	--	<50	<0.5	<0.5	<0.5	<1.5	--	
10/22/93	153.38	136.30	17.08	--	--	--	--	52	2.3	2.7	1.1	5.2	--	
01/24/94	153.38	136.25	17.13	--	--	--	--	<50	<0.5	<0.5	<0.5	<0.5	--	
04/11/94	153.38	136.75	16.63	--	--	--	--	<50	<0.5	0.7	<0.5	0.6	--	
07/01/94	153.38	136.73	16.65	--	--	--	--	<50	<0.5	<0.5	<0.5	<0.5	--	
10/06/94	153.38	136.16	17.22	--	--	--	--	<50	<0.5	<0.5	<0.5	<0.5	--	
01/11/95	153.38	137.41	15.97	--	--	--	--	<50	<0.5	<0.5	<0.5	<0.5	--	
04/07/95	153.38	139.37	14.01	--	--	--	--	<50	<0.5	<0.5	<0.5	<0.5	--	
07/20/95	153.38	137.17	16.21	--	--	--	--	<50	<0.5	<0.5	<0.5	0.61	--	
09/22/95	153.38	137.07	16.31	--	--	--	--	62	<0.5	<0.5	<0.5	<0.5	--	
01/02/96	153.38	137.56	15.82	--	--	--	--	<50	<0.5	<0.5	<0.5	<0.5	<2.5	
04/26/96	153.38	138.41	14.97	--	--	--	--	<50	<0.5	<0.5	<0.5	<0.5	--	
07/22/96	153.38	137.06	16.32	--	--	--	--	<50	<0.5	<0.5	<0.5	<0.5	--	
10/17/96	153.38	136.88	16.50	--	--	--	--	<50	<0.5	<0.5	<0.5	<0.5	--	
01/23/97	153.38	139.18	14.20	--	--	--	--	<50	<0.5	<0.5	<0.5	<0.5	--	
07/10/97	153.38	--	--	--	--	--	Abandoned	--	--	--	--	--	--	

Cumulative Table of Well Data and Analytical Results

Vertical Measurements are in feet.			Volumetric Measurements are in gallons.				Analytical results are in parts per billion (ppb)						
DATE	Well Head Elev.	Ground Water Elev.	Depth To Water	SPH Thickness	SPH Removed	Total SPH Removed	Notes	TPH-Gasoline	Benzene	Toluene	Ethyl-Benzene	Xylene	MTBE
C-6													
10/03/90	152.84	134.70	18.14	--	--	--	--	<50	<0.5	<0.5	<0.5	<0.5	--
10/25/90	152.84	134.55	18.29	--	--	--	--	<50	<0.5	1.0	<0.5	<0.5	--
11/09/90	152.84	134.58	18.26	--	--	--	--	<50	<0.5	<0.5	<0.5	<0.5	--
01/22/91	152.84	134.69	18.15	--	--	--	--	<50	<0.5	<0.5	<0.5	<0.5	--
02/21/91	152.84	134.92	17.92	--	--	--	--	--	--	--	--	--	--
04/01/91	152.84	135.73	17.11	--	--	--	--	--	--	--	--	--	--
04/11/91	152.84	135.83	17.01	--	--	--	--	--	--	--	--	--	--
07/01/91	152.84	135.12	17.72	--	--	--	--	--	--	--	--	--	--
09/24/91	152.84	135.72	17.12	--	--	--	--	<50	<0.5	<0.5	<0.5	<0.5	--
10/23/91	152.84	134.59	18.25	--	--	--	--	--	--	--	--	--	--
11/22/91	152.84	134.79	18.05	--	--	--	--	--	--	--	--	--	--
01/09/92	152.84	135.42	17.42	--	--	--	--	<50	<0.5	<0.5	<0.5	<0.5	--
03/06/92	152.84	136.33	16.51	--	--	--	--	<50	<0.5	<0.5	<0.5	<0.5	--
06/04/92	152.84	135.83	17.01	--	--	--	--	<50	<0.5	<0.5	<0.5	<0.5	--
09/28/92	152.84	134.84	18.00	--	--	--	--	<50	<0.5	<0.5	<0.5	<0.5	--
12/17/92	152.84	135.58	17.26	--	--	--	--	<50	<0.5	<0.5	<0.5	<0.5	--
04/29/93	152.84	136.61	16.23	--	--	--	--	<50	<0.5	<0.5	<0.5	<1.5	--
07/29/93	152.84	135.88	16.96	--	--	--	--	<50	<0.5	<0.5	<0.5	<1.5	--
10/22/93	152.84	135.38	17.46	--	--	--	--	74	7.4	6.1	3.3	9.7	--
01/24/94	152.84	135.38	17.46	--	--	--	--	<50	<0.5	<0.5	<0.5	<0.5	--
04/11/94	152.84	135.64	17.20	--	--	--	--	<50	<0.5	<0.5	<0.5	<0.5	--
07/01/94	152.84	135.66	17.18	--	--	--	--	<50	<0.5	<0.5	<0.5	<0.5	--
10/06/94	152.84	135.19	17.65	--	--	--	--	<50	<0.5	<0.5	<0.5	<0.5	--
01/11/95	152.84	136.18	16.66	--	--	--	--	<50	<0.5	<0.5	<0.5	<0.5	--
04/07/95	152.84	137.25	15.59	--	--	--	--	<50	<0.5	<0.5	<0.5	<0.5	--
07/20/95	152.84	135.80	17.04	--	--	--	--	<50	<0.5	<0.5	<0.5	<0.5	--
09/22/95	152.84	135.74	17.10	--	--	--	--	<50	<0.5	<0.5	<0.5	<0.5	--
01/02/96	152.84	136.08	16.76	--	--	--	--	<50	<0.5	<0.5	<0.5	<0.5	2.5
04/26/96	152.84	136.64	16.20	--	--	--	--	<50	<0.5	<0.5	<0.5	<0.5	--
07/22/96	152.84	135.79	17.05	--	--	--	--	<50	<0.5	<0.5	<0.5	<0.5	--
10/17/96	152.84	135.62	17.22	--	--	--	--	<50	<0.5	<0.5	<0.5	<0.5	--
01/23/97	152.84	136.99	15.85	--	--	--	--	<50	<0.5	<0.5	<0.5	<0.5	--
07/10/97	152.84	135.95	16.89	--	--	--	--	<50	<0.5	<0.5	<0.5	<0.5	--

Cumulative Table of Well Data and Analytical Results

Vertical Measurements are in feet.			Volumetric Measurements are in gallons.				Analytical results are in parts per billion (ppb)						
DATE	Well Head Elev.	Ground Water Elev.	Depth To Water	SPH Thickness	SPH Removed	Total SPH Removed	Notes	TPH-Gasoline	Benzene	Toluene	Ethyl-Benzene	Xylene	MTBE
C-7													
10/03/90	155.34	134.52	20.82	--	--	--	--	<50	<0.5	<0.5	<0.5	<0.5	--
10/25/90	155.34	134.43	20.91	--	--	--	--	<50	<0.5	1.0	<0.5	<0.5	--
11/09/90	155.34	134.40	20.94	--	--	--	--	<50	<0.5	<0.5	<0.5	<0.5	--
01/22/91	155.34	133.84	21.50	--	--	--	--	<50	4.0	<0.5	<0.5	<0.5	--
02/21/91	155.34	134.63	20.71	--	--	--	--	--	--	--	--	--	--
04/01/91	155.34	135.34	20.00	--	--	--	--	--	--	--	--	--	--
04/11/91	155.34	135.29	20.05	--	--	--	--	--	--	--	--	--	--
07/01/91	155.34	134.82	20.52	--	--	--	--	--	--	--	--	--	--
09/24/91	155.34	134.52	20.82	--	--	--	--	<50	<0.5	<0.5	<0.5	<0.5	--
10/23/91	155.34	134.43	20.91	--	--	--	--	--	--	--	--	--	--
11/22/91	155.34	134.55	20.79	--	--	--	--	--	--	--	--	--	--
01/09/92	155.34	135.18	20.16	--	--	--	--	<50	<0.5	<0.5	<0.5	0.9	--
03/06/92	155.34	135.92	19.42	--	--	--	--	<50	<0.5	<0.5	<0.5	<0.5	--
06/04/92	155.34	135.53	19.81	--	--	--	--	250	<0.5	<0.5	<0.5	<0.5	--
09/28/92	155.34	134.69	20.65	--	--	--	--	<50	<0.5	<0.5	<0.5	<0.5	--
12/17/92	155.34	135.32	20.02	--	--	--	--	<50	<0.5	<0.5	<0.5	<0.5	--
04/29/93	155.34	136.19	19.15	--	--	--	--	<50	<0.5	<0.5	<0.5	<1.5	--
07/26/93	155.34	135.57	19.77	--	--	--	--	<50	<0.5	<0.5	<0.5	<1.5	--
10/22/93	155.34	135.17	20.17	--	--	--	--	--	--	--	--	--	--
01/24/94	155.34	135.11	20.23	--	--	--	--	<50	<0.5	<0.5	<0.5	<0.5	--
04/11/94	155.34	135.39	19.95	--	--	--	--	<50	<0.5	<0.5	<0.5	<0.5	--
07/01/94	155.34	135.42	19.92	--	--	--	--	<50	<0.5	<0.5	<0.5	<0.5	--
10/06/94	155.34	135.03	20.31	--	--	--	--	<50	<0.5	<0.5	<0.5	<0.5	--
01/11/95	155.34	135.98	19.36	--	--	--	--	<50	<0.5	<0.5	<0.5	<0.5	--
04/07/95	155.34	136.84	18.50	--	--	--	--	<50	<0.5	<0.5	<0.5	<0.5	--
07/20/95	155.34	135.46	19.88	--	--	--	--	<50	<0.5	<0.5	<0.5	<0.5	--
09/22/95	155.34	135.38	19.96	--	--	--	--	<50	<0.5	<0.5	<0.5	<0.5	--
01/02/96	155.34	135.64	19.70	--	--	--	--	<50	<0.5	<0.5	<0.5	<0.5	<2.5
04/26/96	155.34	136.17	19.17	--	--	--	--	<50	<0.5	<0.5	<0.5	<0.5	--
07/22/96	155.34	135.49	19.85	--	--	--	--	<50	<0.5	<0.5	<0.5	<0.5	--
10/17/96	155.34	135.34	20.00	--	--	--	--	<50	<0.5	<0.5	<0.5	<0.5	--
01/23/97	155.34	136.44	18.90	--	--	--	--	<50	<0.5	<0.5	<0.5	<0.5	--
07/10/97	155.34	135.58	19.76	--	--	--	--	<50	<0.5	<0.5	<0.5	<0.5	--

Cumulative Table of Well Data and Analytical Results

Vertical Measurements are in feet.				Volumetric Measurements are in gallons.				Analytical results are in parts per billion (ppb)					
DATE	Well Head Elev.	Ground Water Elev.	Depth To Water	SPH Thickness	SPH Removed	Total SPH Removed	Notes	TPH-Gasoline	Benzene	Toluene	Ethyl-Benzene	Xylene	MTBE
TRIP BLANK													
10/03/90	--	--	--	--	--	--	--	<50	<0.5	<0.5	<0.5	<0.5	--
10/25/90	--	--	--	--	--	--	--	<50	<0.5	<0.5	<0.5	<0.5	--
11/09/90	--	--	--	--	--	--	--	<50	<0.5	<0.5	<0.5	<0.5	--
01/22/91	--	--	--	--	--	--	--	<50	<0.5	<0.5	<0.5	<0.5	--
09/24/91	--	--	--	--	--	--	--	<50	<0.5	<0.5	<0.5	<0.5	--
01/09/92	--	--	--	--	--	--	--	<50	<0.5	<0.5	<0.5	<0.5	--
03/06/92	--	--	--	--	--	--	--	<50	<0.5	<0.5	<0.5	<0.5	--
06/04/92	--	--	--	--	--	--	--	<50	<0.5	<0.5	<0.5	<0.5	--
09/28/92	--	--	--	--	--	--	--	<50	<0.5	<0.5	<0.5	<0.5	--
12/17/92	--	--	--	--	--	--	--	<50	<0.5	<0.5	<0.5	<0.5	--
04/29/93	--	--	--	--	--	--	--	<50	<0.5	<0.5	<0.5	<1.5	--
07/26/93	--	--	--	--	--	--	--	<50	<0.5	<0.5	<0.5	<1.5	--
10/22/93	--	--	--	--	--	--	--	<50	<0.5	<0.5	<0.5	<1.5	--
01/24/94	--	--	--	--	--	--	--	<50	<0.5	<0.5	<0.5	<0.5	--
04/11/94	--	--	--	--	--	--	--	<50	<0.5	<0.5	<0.5	<0.5	--
07/01/94	--	--	--	--	--	--	--	<50	<0.5	<0.5	<0.5	<0.5	--
10/06/94	--	--	--	--	--	--	--	<50	<0.5	<0.5	<0.5	<0.5	--
01/11/95	--	--	--	--	--	--	--	<50	<0.5	<0.5	<0.5	<0.5	--
04/07/95	--	--	--	--	--	--	--	<50	<0.5	<0.5	<0.5	<0.5	--
07/20/95	--	--	--	--	--	--	--	<50	<0.5	<0.5	<0.5	<0.5	--
09/22/95	--	--	--	--	--	--	--	<50	<0.5	<0.5	<0.5	<0.5	--
01/02/96	--	--	--	--	--	--	--	<50	<0.5	<0.5	<0.5	<0.5	--
04/26/96	--	--	--	--	--	--	--	<50	<0.5	<0.5	<0.5	<0.5	--
07/22/96	--	--	--	--	--	--	--	<50	<0.5	<0.5	<0.5	<0.5	--
10/17/96	--	--	--	--	--	--	--	<50	<0.5	<0.5	<0.5	<0.5	--
01/23/97	--	--	--	--	--	--	--	<50	<0.5	<0.5	<0.5	<0.5	--
07/10/97	--	--	--	--	--	--	--	<50	<0.5	<0.5	<0.5	<0.5	--

Note: Blaine Tech Services, Inc. began routine monitoring of the groundwater wells at this site on November 1, 1994.
 Earlier field data and analytical results are drawn from the September 27, 1994 Groundwater Technology, Inc. report.

ABBREVIATIONS:

TPH = Total Petroleum Hydrocarbons
 SPH = Separate-Phase Hydrocarbons
 MTBE = Methyl t-butyl ether

Analytical Appendix



Blaine Tech Services 1680 Rogers Avenue San Jose, CA 95112	Client Proj. ID: Chevron 9-2960/970710-G1 Sample Descript: C-1 Matrix: LIQUID Analysis Method: 8015Mod/8020 Lab Number: 9707626-01	Sampled: 07/10/97 Received: 07/11/97 Analyzed: 07/16/97 Reported: 07/21/97
--	--	---

QC Batch Number: GC071697BTEX22A
Instrument ID: GCHP22

Total Purgeable Petroleum Hydrocarbons (TPPH) with BTEX

Analyte	Detection Limit ug/L	Sample Results ug/L
TPPH as Gas	2500	13000
Benzene	25	2100
Toluene	25	69
Ethyl Benzene	25	200
Xylenes (Total)	25	380
Chromatogram Pattern:		Gas
Surrogates	Control Limits %	% Recovery
Trifluorotoluene	70 130	112

Analytes reported as N.D. were not present above the stated limit of detection.

SEQUOIA ANALYTICAL - ELAP #1210


Peggy Penner
Project Manager





Blaine Tech Services 1680 Rogers Avenue San Jose, CA 95112	Client Proj. ID: Chevron 9-2960/970710-G1 Sample Descript: C-2 Matrix: LIQUID Analysis Method: 8015Mod/8020 Lab Number: 9707626-02	Sampled: 07/10/97 Received: 07/11/97 Analyzed: 07/15/97 Reported: 07/21/97
--	--	---

QC Batch Number: GC071597BTEX22A
Instrument ID: GCHP22

Total Purgeable Petroleum Hydrocarbons (TPPH) with BTEX

Analyte	Detection Limit ug/L	Sample Results ug/L
TPPH as Gas	2000	5100
Benzene	20	710
Toluene	20	200
Ethyl Benzene	20	190
Xylenes (Total)	20	380
Chromatogram Pattern:		Gas
Surrogates	Control Limits %	% Recovery
Trifluorotoluene	70 130	105

Analytes reported as N.D. were not present above the stated limit of detection.

SEQUOIA ANALYTICAL - ELAP #1210


Peggy Penner
Project Manager





Blaine Tech Services 1680 Rogers Avenue San Jose, CA 95112	Client Proj. ID: Chevron 9-2960/970710-G1 Sample Descript: C-3 Matrix: LIQUID Analysis Method: 8015Mod/8020 Lab Number: 9707626-03	Sampled: 07/10/97 Received: 07/11/97 Analyzed: 07/15/97 Reported: 07/21/97
Attention: Fran Thie		

QC Batch Number: GC071597BTEX22A
Instrument ID: GCHP22

Total Purgeable Petroleum Hydrocarbons (TPPH) with BTEX

Analyte	Detection Limit ug/L	Sample Results ug/L
TPPH as Gas	50	N.D.
Benzene	0.50	N.D.
Toluene	0.50	N.D.
Ethyl Benzene	0.50	N.D.
Xylenes (Total)	0.50	N.D.
Chromatogram Pattern:		
Surrogates	Control Limits %	% Recovery
Trifluorotoluene	70 130	98

Analytes reported as N.D. were not present above the stated limit of detection.

SEQUOIA ANALYTICAL - ELAP #1210


Peggy Penner
Project Manager





Blaine Tech Services 1680 Rogers Avenue San Jose, CA 95112	Client Proj. ID: Chevron 9-2960/970710-G1 Sample Descript: C-6 Matrix: LIQUID Analysis Method: 8015Mod/8020 Lab Number: 9707626-04	Sampled: 07/10/97 Received: 07/11/97 Analyzed: 07/15/97 Reported: 07/21/97
--	--	---

QC Batch Number: GC071597BTEX22A
Instrument ID: GCHP22

Total Purgeable Petroleum Hydrocarbons (TPPH) with BTEX

Analyte	Detection Limit ug/L	Sample Results ug/L
TPPH as Gas	50	N.D.
Benzene	0.50	N.D.
Toluene	0.50	N.D.
Ethyl Benzene	0.50	N.D.
Xylenes (Total)	0.50	N.D.
Chromatogram Pattern:		
Surrogates	Control Limits %	% Recovery
Trifluorotoluene	70 130	97

Analytes reported as N.D. were not present above the stated limit of detection.

SEQUOIA ANALYTICAL - ELAP #1210


Peggy Penner
Project Manager





Blaine Tech Services 1680 Rogers Avenue San Jose, CA 95112	Client Proj. ID: Chevron 9-2960/970710-G1 Sample Descript: C-7 Matrix: LIQUID Analysis Method: 8015Mod/8020 Lab Number: 9707626-05	Sampled: 07/10/97 Received: 07/11/97 Analyzed: 07/15/97 Reported: 07/21/97
Attention: Fran Thie		

QC Batch Number: GC071597BTEX22A
Instrument ID: GCHP22

Total Purgeable Petroleum Hydrocarbons (TPPH) with BTEX

Analyte	Detection Limit ug/L	Sample Results ug/L
TPPH as Gas	50	N.D.
Benzene	0.50	N.D.
Toluene	0.50	N.D.
Ethyl Benzene	0.50	N.D.
Xylenes (Total)	0.50	N.D.
Chromatogram Pattern:		
Surrogates	Control Limits %	% Recovery
Trifluorotoluene	70 130	98

Analytes reported as N.D. were not present above the stated limit of detection.

SEQUOIA ANALYTICAL - ELAP #1210


Peggy Penner
Project Manager





Blaine Tech Services 1680 Rogers Avenue San Jose, CA 95112	Client Proj. ID: Chevron 9-2960/970710-G1 Sample Descript: TB Matrix: LIQUID Analysis Method: 8015Mod/8020 Lab Number: 9707626-06	Sampled: 07/10/97 Received: 07/11/97 Analyzed: 07/15/97 Reported: 07/21/97
Attention: Fran Thie		

QC Batch Number: GC071597BTEX22A
Instrument ID: GCHP22

Total Purgeable Petroleum Hydrocarbons (TPPH) with BTEX

Analyte	Detection Limit ug/L	Sample Results ug/L
TPPH as Gas	50	N.D.
Benzene	0.50	N.D.
Toluene	0.50	N.D.
Ethyl Benzene	0.50	N.D.
Xylenes (Total)	0.50	N.D.
Chromatogram Pattern:		
Surrogates	Control Limits %	% Recovery
Trifluorotoluene	70 130	92

Analytes reported as N.D. were not present above the stated limit of detection.

SEQUOIA ANALYTICAL - ELAP #1210


Peggy Penner
Project Manager





Blaine Tech Services, Inc.
1680 Rogers Avenue
San Jose, CA 95112
Attention: Fran Thie

Client Project ID: Chevron 9-2960 / 970710-G1
Matrix: Liquid

Work Order #: 9707626 -01

Reported: Jul 29, 1997

QUALITY CONTROL DATA REPORT

Analyte:	Benzene	Toluene	Ethyl Benzene	Xylenes	Gas
QC Batch#:	GC071697BTEX22A	GC071697BTEX22A	GC071697BTEX22A	GC071697BTEX22A	GC071697BTEX22A
Analy. Method:	EPA 8020	EPA 8020	EPA 8020	EPA 8020	EPA 8015M
Prep. Method:	EPA 5030	EPA 5030	EPA 5030	EPA 5030	EPA 5030

Analyst:	A. Porter	A. Porter	A. Porter	A. Porter	A. Porter
MS/MSD #:	970753607	970753607	970753607	970753607	970753607
Sample Conc.:	N.D.	N.D.	N.D.	N.D.	N.D.
Prepared Date:	7/16/97	7/16/97	7/16/97	7/16/97	7/16/97
Analyzed Date:	7/16/97	7/16/97	7/16/97	7/16/97	7/16/97
Instrument I.D.#:	GCHP22	GCHP22	GCHP22	GCHP22	GCHP22
Conc. Spiked:	10 µg/L	10 µg/L	10 µg/L	30 µg/L	60 µg/L
Result:	9.1	8.9	9.4	26	53
MS % Recovery:	91	89	94	87	88
Dup. Result:	9.1	9.0	9.4	26	54
MSD % Recov.:	91	90	94	87	90
RPD:	0.0	1.1	0.0	0.0	1.9
RPD Limit:	0-25	0-25	0-25	0-25	0-25

LCS #:	BLK071697	BLK071697	BLK071697	BLK071697	BLK071697
Prepared Date:	7/16/97	7/16/97	7/16/97	7/16/97	7/16/97
Analyzed Date:	7/16/97	7/16/97	7/16/97	7/16/97	7/16/97
Instrument I.D.#:	GCHP22	GCHP22	GCHP22	GCHP22	GCHP22
Conc. Spiked:	10 µg/L	10 µg/L	10 µg/L	30 µg/L	60 µg/L
LCS Result:	9.1	9.1	9.5	27	53
LCS % Recov.:	91	91	95	90	88

MS/MSD	60-140	60-140	60-140	60-140	60-140
LCS	70-130	70-130	70-130	70-130	70-130
Control Limits					

SEQUOIA ANALYTICAL

Reggy Penner
Project Manager

Please Note:

The LCS is a control sample of known, interferent-free matrix that is analyzed using the same reagents, preparation, and analytical methods employed for the samples. The matrix spike is an aliquot of sample fortified with known quantities of specific compounds and subjected to the entire analytical procedure. If the recovery of analytes from the matrix spike does not fall within specified control limits due to matrix interference, the LCS recovery is to be used to validate the batch.

** MS=Matrix Spike, MSD=MS Duplicate, RPD=Relative % Difference

9707626.BLA <1>





Blaine Tech Services, Inc. Client Project ID: Chevron 9-2960 / 970710-G1
 1680 Rogers Avenue Matrix: Liquid
 San Jose, CA 95112
 Attention: Fran Thie Work Order #: 9707626-02-06 Reported: Jul 29, 1997

QUALITY CONTROL DATA REPORT

Analyte:	Benzene	Toluene	Ethyl Benzene	Xylenes	Gas
QC Batch#:	GC071597BTEX22A	GC071597BTEX22A	GC071597BTEX22A	GC071597BTEX22A	GC071597BTEX22A
Analy. Method:	EPA 8020	EPA 8020	EPA 8020	EPA 8020	EPA 8015M
Prep. Method:	EPA 5030	EPA 5030	EPA 5030	EPA 5030	EPA 5030
Analyst:	A. Porter	A. Porter	A. Porter	A. Porter	A. Porter
MS/MSD #:	970749004	970749004	970749004	970749004	970749004
Sample Conc.:	N.D.	N.D.	N.D.	N.D.	N.D.
Prepared Date:	7/15/97	7/15/97	7/15/97	7/15/97	7/15/97
Analyzed Date:	7/15/97	7/15/97	7/15/97	7/15/97	7/15/97
Instrument I.D.#:	GCHP22	GCHP22	GCHP22	GCHP22	GCHP22
Conc. Spiked:	10 µg/L	10 µg/L	10 µg/L	30 µg/L	60 µg/L
Result:	10	9.5	10	28	57
MS % Recovery:	100	95	100	93	95
Dup. Result:	9.5	9.4	9.8	27	57
MSD % Recov.:	95	94	98	90	95
RPD:	5.1	1.1	2.0	3.6	0.0
RPD Limit:	0-25	0-25	0-25	0-25	0-25

LCS #:	BLK071597	BLK071597	BLK071597	BLK071597	BLK071597
Prepared Date:	7/15/97	7/15/97	7/15/97	7/15/97	7/15/97
Analyzed Date:	7/15/97	7/15/97	7/15/97	7/15/97	7/15/97
Instrument I.D.#:	GCHP22	GCHP22	GCHP22	GCHP22	GCHP22
Conc. Spiked:	10 µg/L	10 µg/L	10 µg/L	30 µg/L	60 µg/L
LCS Result:	9.4	9.3	9.8	28	55
LCS % Recov.:	94	93	98	93	92

MS/MSD	60-140	60-140	60-140	60-140	60-140
LCS	70-130	70-130	70-130	70-130	70-130
Control Limits					

SEQUOIA ANALYTICAL

 Reggy Penner
 Project Manager

Please Note:
 The LCS is a control sample of known, interferent-free matrix that is analyzed using the same reagents, preparation, and analytical methods employed for the samples. The matrix spike is an aliquot of sample fortified with known quantities of specific compounds and subjected to the entire analytical procedure. If the recovery of analytes from the matrix spike does not fall within specified control limits due to matrix interference, the LCS recovery is to be used to validate the batch.






Blaine Tech Services 1680 Rogers Avenue San Jose, CA 95112 Attention: Fran Thie	Client Proj. ID: Chevron 9-2960/970710-G1 Lab Proj. ID: 9707626	Received: 07/11/97 Reported: 07/21/97
--	--	--

LABORATORY NARRATIVE

In order to properly interpret this report, it must be reproduced in its entirety. This report contains a total of 9 pages including the laboratory narrative, sample results, quality control, and related documents as required (cover page, COC, raw data, etc.).

TPPH Note: Sample 9707626-01 was diluted 50-fold.
Sample 9707626-02 was diluted 40-fold.

SEQUOIA ANALYTICAL



Peggy Penner
Project Manager



Fax copy of Lab Report and COC to Chevron Contact: No

Chain-of-Custody-Record

Chevron U.S.A. Inc.
P.O. BOX 5004
San Ramon, CA 94583
FAX (415)842-9591

Chevron Facility Number 9-2960
Facility Address 2416 Grove Wy., Castro Valley, CA
Consultant Project Number 970710-61
Consultant Name Blaine Tech Services, Inc.
Address 1680 Rogers Ave., San Jose, CA 95112
Project Contact (Name) Fran Thie
(Phone) (408) 573-0555 (Fax Number) (408) 573-7771

Chevron Contact (Name) Phil Briggs
(Phone) (510) 842-9136
Laboratory Name Sequoia
Laboratory Release Number 9034508
Samples Collected by (Name) Morgan Gillies
Collection Date 7/10/97
Signature [Signature]

Analytes To Be Performed 9707626

DO NOT BILL FOR TB-LB

JUL 11 12 50

Sample Number	Lab Sample Number	Number of Containers	Matrix S = Soil W = Water A = Air C = Charcoal	Type G = Grab C = Composite D = Discrete	Time	Sample Preservation	Iced (Yes or No)	Analytes To Be Performed										Remarks		
								BTEX + TPH GAS (8020 + 8015)	TPH Diesel (8015)	Oil and Grease (5520)	Purgeable Halocarbons (8010)	Purgeable Aromatics (8020)	Purgeable Organics (8240)	Extractable Organics (8270)	Metals Cd, Cr, Pb, Zn, Ni (ICAP or AA)					
✓ C-1	1	3	W		1054	HCL	Yes	X												
✓ C-2	2	3			1040			X												
✓ C-3	3	3			1020			X												
✓ C-6	4	3			944			X												
✓ C-7	5	3			922			X												
✓ TB	6	2						X												

Relinquished By (Signature) [Signature]
Relinquished By (Signature) [Signature]
Relinquished By (Signature) [Signature]

Organization BTS
Organization SEQUOIA
Organization

Date/Time 7/11/97 12:10
Date/Time 7/11/97
Date/Time

Received By (Signature) [Signature]
Received By (Signature)
Received For Laboratory By (Signature)

Organization SEQUOIA
Organization

Date/Time 7/11/97 12:10
Date/Time
Date/Time

Turn Around Time (Circle Choice)
24 Hrs.
48 Hrs.
5 Days
10 Days
As Contracted

03 01/MCH

Field Data Sheets

CHEVRON WELL MONITORING DATA SHEET

Project #: <u>970710-61</u>	Station #: <u>9-2960</u>
Sampler: <u>MG</u>	Date: <u>7/10/97</u>
Well I.D.: <u>C-1</u>	Well Diameter: 2 <u>(3)</u> 4 6 8 <u> </u>
Total Well Depth: <u>25.66</u>	Depth to Water: <u>16.17</u>
Depth to Free Product:	Thickness of Free Product (feet):
Referenced to: <u>PVC</u> Grade	D.O. Meter (if req'd): YSI HACH

Well Diameter	Multiplier	Well Diameter	Multiplier
2"	0.16	5"	1.02
3"	0.37	6"	1.47
4"	0.65	Other	radius ² * 0.163

Purge Method: <input type="checkbox"/> Bailer <input type="checkbox"/> Disposable Bailer <input type="checkbox"/> Middleburg <input checked="" type="checkbox"/> Electric Submersible <input type="checkbox"/> Extraction Pump Other: _____	Sampling Method: <input type="checkbox"/> Bailer <input checked="" type="checkbox"/> Disposable Bailer <input type="checkbox"/> Extraction Port Other: _____
--	---

<u>3.5</u>	x	<u>3</u>	=	<u>10.5</u>	Gals.
1 Case Volume (Gals.)		Specified Volumes		Calculated Volume	

Time	Temp (°F)	pH	Cond.	Gals. Removed	Observations
<u>1047</u>	<u>67.6</u>	<u>7.4</u>	<u>2300</u>	<u>3.6</u>	<u>Odor/Heavy Sheen</u>
<u>1048</u>	<u>67.0</u>	<u>7.4</u>	<u>2300</u>	<u>7.2</u>	<u>Black/Silty</u>
<u>1049</u>	<u>67.8</u>	<u>7.5</u>	<u>2000</u>	<u>11</u>	

Did well dewater? Yes <input type="checkbox"/> <u>No</u>	Gallons actually evacuated: <u>11</u>
Sampling Time: <u>1054</u>	Sampling Date: <u>7/10/97</u>
Sample I.D.: <u>C-1</u>	Laboratory: <u>Sequoia</u> GTEL N. Creek Assoc. Labs
Analyzed for: <u>TPH-G BTEX</u> MTBE TPH-D Other:	
Duplicate I.D.: Analyzed for: TPH-G BTEX MTBE TPH-D Other:	
D.O. (if req'd):	Pre-purge: <u> </u> mg/L Post-purge: <u> </u> mg/L
O.R.P. (if req'd):	Pre-purge: <u> </u> mV Post-purge: <u> </u> mV

CHEVRON WELL MONITORING DATA SHEET

Project #: <u>970710-61</u>	Station #: <u>9-2960</u>
Sampler: <u>M6</u>	Date: <u>7/10/97</u>
Well I.D.: <u>C-2</u>	Well Diameter: 2 <u>(3)</u> 4 6 8 _____
Total Well Depth: <u>29.78</u>	Depth to Water: <u>14.63</u>
Depth to Free Product:	Thickness of Free Product (feet):
Referenced to: <u>(PVC)</u> Grade	D.O. Meter (if req'd): YSI HACH

Well Diameter	Multiplier	Well Diameter	Multiplier
2"	0.16	5"	1.02
3"	0.37	6"	1.47
4"	0.65	Other	radius ² * 0.163

Purge Method: <input type="checkbox"/> Bailer <input type="checkbox"/> Disposable Bailer <input type="checkbox"/> Middleburg <input checked="" type="checkbox"/> Electric Submersible <input type="checkbox"/> Exraction Pump Other: _____	Sampling Method: <input type="checkbox"/> Bailer <input checked="" type="checkbox"/> Disposable Bailer <input type="checkbox"/> Exraction Port Other: _____
---	--

<u>5.6</u>	x	<u>3</u>	=	<u>16.8</u>	Gals.
1 Case Volume (Gals.)		Specified Volumes		Calculated Volume	

Time	Temp (°F)	pH	Cond.	Gals. Removed	Observations
<u>1033</u>	<u>68.6</u>	<u>7.4</u>	<u>2300</u>	<u>6</u>	<u>Odor / Black</u>
<u>1034</u>	<u>68.6</u>	<u>7.4</u>	<u>2400</u>	<u>12</u>	
<u>1035</u>	<u>69.2</u>	<u>7.5</u>	<u>2200</u>	<u>18</u>	

Did well dewater? Yes <input type="checkbox"/> No <input checked="" type="checkbox"/>	Gallons actually evacuated: <u>18</u>
Sampling Time: <u>1040</u>	Sampling Date: <u>7/10/97</u>
Sample I.D.: <u>C-2</u>	Laboratory: <u>(Sequoia)</u> GTEL N. Creek Assoc. Labs
Analyzed for: <u>(TPH-G BTEX)</u> MTBE TPH-D Other:	
Duplicate I.D.:	Analyzed for: TPH-G BTEX MTBE TPH-D Other:
D.O. (if req'd):	Pre-purge: _____ mg/L Post-purge: _____ mg/L
O.R.P. (if req'd):	Pre-purge: _____ mV Post-purge: _____ mV

CHEVRON WELL MONITORING DATA SHEET

Project #: <u>970710-61</u>	Station #: <u>9-2960</u>
Sampler: <u>M6</u>	Date: <u>7/10/97</u>
Well I.D.: <u>C-3</u>	Well Diameter: 2 <u>(3)</u> 4 6 8 _____
Total Well Depth: <u>30.45</u>	Depth to Water: <u>17.50</u>
Depth to Free Product:	Thickness of Free Product (feet):
Referenced to: <u>PVC</u> Grade	D.O. Meter (if req'd): YSI HACH

Well Diameter	Multiplier	Well Diameter	Multiplier
2"	0.16	5"	1.02
3"	0.37	6"	1.47
4"	0.65	Other	radius ² * 0.163

Purge Method: Bailer Sampling Method: Bailer
 Disposable Bailer Disposable Bailer
 Middleburg Extraction Port
 Electric Submersible Other: _____
 Extraction Pump

<u>4.8</u>	x	<u>3</u>	=	<u>14.4</u>	Gals.
1 Case Volume (Gals.)		Specified Volumes		Calculated Volume	

Time	Temp (°F)	pH	Cond.	Gals. Removed	Observations
<u>1012</u>	<u>68.4</u>	<u>7.1</u>	<u>1600</u>	<u>5</u>	
<u>1013</u>	<u>69.0</u>	<u>7.1</u>	<u>1600</u>	<u>10</u>	
<u>1014</u>	<u>69.2</u>	<u>7.0</u>	<u>1600</u>	<u>15</u>	

Did well dewater? Yes No Gallons actually evacuated: 15

Sampling Time: 1020 Sampling Date: 7/10/97

Sample I.D.: C-3 Laboratory: Sequoia GTEL N. Creek Assoc. Labs

Analyzed for: TPH-G BTEX MTBE TPH-D Other:

Duplicate I.D.: Analyzed for: TPH-G BTEX MTBE TPH-D Other:

D.O. (if req'd):	Pre-purge:	mg/L	Post-purge:	mg/L
O.R.P. (if req'd):	Pre-purge:	mV	Post-purge:	mV

CHEVRON WELL MONITORING DATA SHEET

Project #: <u>970710-61</u>	Station #: <u>9-2960</u>
Sampler: <u>MG</u>	Date: <u>7/10/97</u>
Well I.D.: <u>C-6</u>	Well Diameter: <u>2</u> 3 4 6 8 _____
Total Well Depth: <u>28.02</u>	Depth to Water: <u>16.89</u>
Depth to Free Product:	Thickness of Free Product (feet):
Referenced to: <u>PVC</u> Grade	D.O. Meter (if req'd): YSI HACH

Well Diameter	Multiplier	Well Diameter	Multiplier
2"	0.16	5"	1.02
3"	0.37	6"	1.47
4"	0.65	Other	radius ² * 0.163

Purge Method: <u>Bailer</u>	Sampling Method: <u>Bailer</u>
<input checked="" type="checkbox"/> Disposable Bailer	<input checked="" type="checkbox"/> Disposable Bailer
<input type="checkbox"/> Middleburg	<input type="checkbox"/> Extraction Port
<input type="checkbox"/> Electric Submersible	Other: _____
<input type="checkbox"/> Extraction Pump	
Other: _____	

<u>1.8</u>	x	<u>3</u>	=	<u>5.4</u>	Gals.
I Case Volume (Gals.)		Specified Volumes		Calculated Volume	

Time	Temp (°F)	pH	Cond.	Gals. Removed	Observations
<u>935</u>	<u>68.0</u>	<u>7.0</u>	<u>1500</u>	<u>2</u>	
<u>937</u>	<u>68.0</u>	<u>6.9</u>	<u>1500</u>	<u>4</u>	
<u>939</u>	<u>68.0</u>	<u>6.9</u>	<u>1500</u>	<u>6</u>	

Did well dewater? Yes <input type="checkbox"/> <u>No</u>	Gallons actually evacuated: <u>6</u>
Sampling Time: <u>944</u>	Sampling Date: <u>7/10/97</u>
Sample I.D.: <u>C-6</u>	Laboratory: <u>Sequoia</u> GTEL N. Creek Assoc. Labs
Analyzed for: <u>TPH-G BTEX</u> MTBE TPH-D Other:	
Duplicate I.D.:	Analyzed for: TPH-G BTEX MTBE TPH-D Other:
D.O. (if req'd):	Pre-purge: _____ mg/l Post-purge: _____ mg/l
O.R.P. (if req'd):	Pre-purge: _____ mV Post-purge: _____ mV

CHEVRON WELL MONITORING DATA SHEET

Project #: 970710-61	Station #: 9-2960
Sampler: M6	Date: 7/10/97
Well I.D.: C-7	Well Diameter: (2) 3 4 6 8
Total Well Depth: 33.20	Depth to Water: 19.76
Depth to Free Product:	Thickness of Free Product (feet):
Referenced to: (PVC) Grade	D.O. Meter (if req'd): YSI HACH

Well Diameter	Multiplier	Well Diameter	Multiplier
2"	0.16	5"	1.02
3"	0.37	6"	1.47
4"	0.65	Other	radius ² * 0.163

Purge Method: <input type="checkbox"/> Bailer <input checked="" type="checkbox"/> Disposable Bailer <input type="checkbox"/> Middleburg <input type="checkbox"/> Electric Submersible <input type="checkbox"/> Extraction Pump Other: _____	Sampling Method: <input type="checkbox"/> Bailer <input checked="" type="checkbox"/> Disposable Bailer <input type="checkbox"/> Extraction Port Other: _____
--	---

<u>2.1</u>	x	<u>3</u>	=	<u>6.3</u>	Gals.
1 Case Volume (Gals.)		Specified Volumes		Calculated Volume	

Time	Temp (°F)	pH	Cond.	Gals. Removed	Observations
913	67.6	7.3	1500	2.3	
915	67.6	7.1	1400	4.6	
917	67.4	7.1	1400	7	

Did well dewater? Yes <input type="checkbox"/> No <input checked="" type="checkbox"/>	Gallons actually evacuated: 7
Sampling Time: 922	Sampling Date: 7/10/97
Sample I.D.: C-7	Laboratory: (Sequoia) GTEL N. Creek Assoc. Labs
Analyzed for: (TPH-G BTEX) MTBE TPH-D Other:	
Duplicate I.D.:	Analyzed for: TPH-G BTEX MTBE TPH-D Other:
D.O. (if req'd):	Pre-purge: mg/L Post-purge: mg/L
O.R.P. (if req'd):	Pre-purge: mV Post-purge: mV