


BLAINE
TECH SERVICES INC.



1680 ROGERS AVENUE
SAN JOSE, CALIFORNIA 95112-1105
(408) 573-7771 FAX
(408) 573-0555 PHONE

January 7, 2000

Mr. Brett Hunter
Chevron U.S.A. Products Company
P.O. Box 6004
San Ramon, CA 94583-0904

Re: Chevron Service Station #9-3322, 7225 Bancroft Avenue, Oakland, CA.

Dear Mr. Brett Hunter

Please find enclosed a copy of the Fourth quarter 1999 sampling report 991027-D-2. This report is being re-issued to include the complete fourth quarter data and corrected map. If you have any questions or comments, I can be reached at (408) 573-0555, ext. 206.

Sincerely,

Scott Boor
Project Coordinator

00 JAN 11 PM 3:49
ENVIRONMENTAL
PROTECTION



1680 ROGERS AVENUE
SAN JOSE, CALIFORNIA 95112-1105
(408) 573-7771 FAX
(408) 573-0555 PHONE

January 7, 2000

Brett Hunter
Chevron U.S.A. Products Company
P.O. Box 6004
San Ramon, CA 94583-0904

4th Quarter 1999 Monitoring at 9-3322

Fourth Quarter 1999 Groundwater Monitoring at
Former Chevron Service Station Number 9-3322
7225 Bancroft Ave.,
Oakland, CA

Monitoring Performed on October 27, 1999

Groundwater Sampling Report 991027-D-2

This report covers the routine monitoring of groundwater wells at this Chevron facility. Blaine Tech Services, Inc.'s work at the site includes inspection, gauging, evacuation, purgewater containment, sample collection and sample handling in accordance with standard procedures that conform to Regional Water Quality Control Board requirements.

Routine field data collection includes depth to water, total well depth, thickness of any separate immiscible layer, water column volume, calculated volume of a three-case volume purge, elapsed evacuation time, total volume of water removed, and standard water parameter instrument readings. Sample material is collected, contained, stored, and transported to the laboratory in conformance with EPA standards. Purgewater is, likewise, collected and transported to McKittrick Waste Treatment Site for disposal.

Basic field information is presented alongside analytical values excerpted from the laboratory report in the cumulative table of **WELL DATA AND ANALYTICAL RESULTS**. The full analytical report for the most recent samples is located in the **Analytical Appendix**. The table also contains new groundwater elevation calculations taken from the computer plotted gradient


map which is located in the **Professional Engineering Appendix**.

At a minimum, Blaine Tech Services, Inc. field personnel are certified upon completion of a forty-hour Hazardous Materials and Emergency Response training course per 29 CFR 1910.120. Field personnel are also enrolled in annual eight hour refresher courses.

Blaine Tech Services, Inc. conducts sampling and documentation assignments of this type as an independent third party. In order to avoid compromising the objectivity necessary for the proper and disinterested performance of this work, Blaine Tech Services, Inc. concentrates on objective data collection and does not participate in the interpretation of analytical results, the definition of geological or hydrological conditions, the formulation of recommendations, or the marketing of remedial systems.

Please call if you have any questions.

Yours truly,



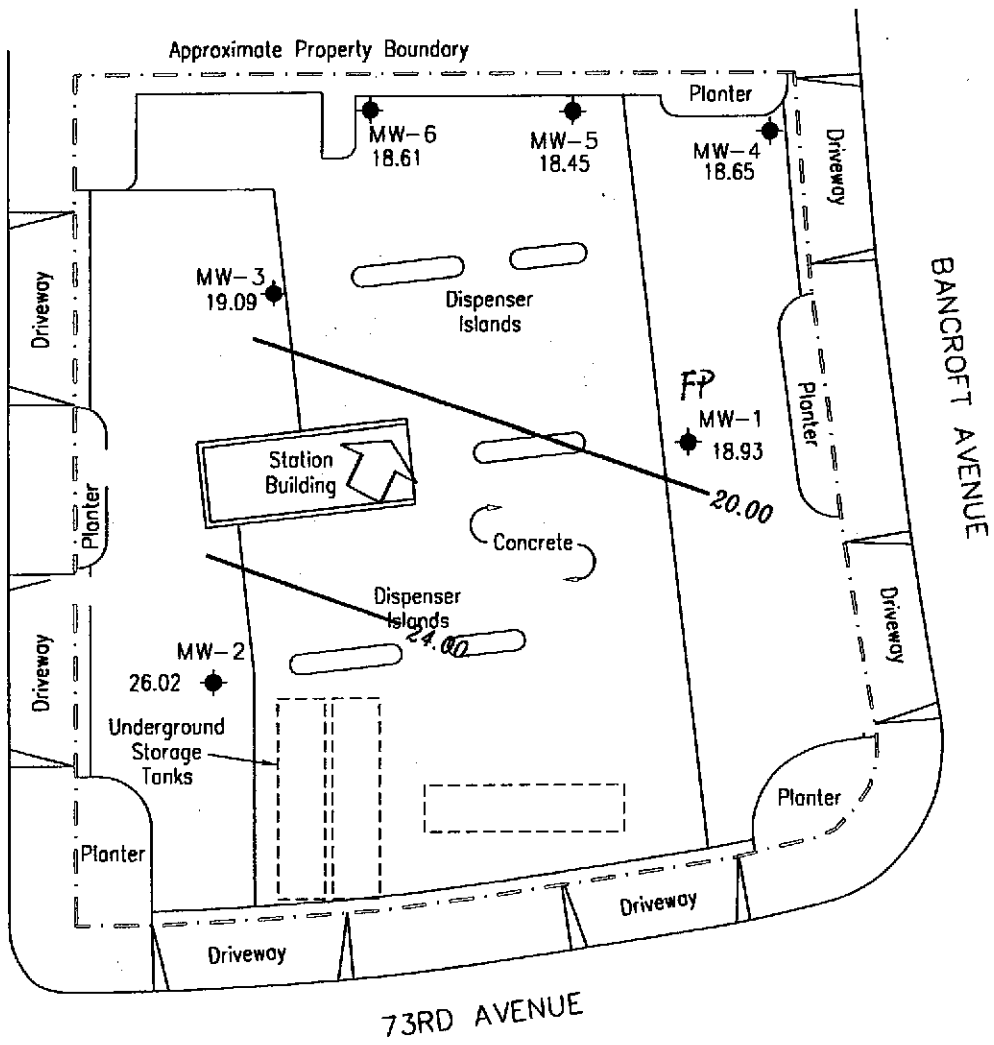
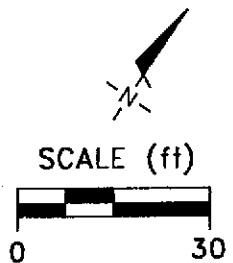
Scott Boor
Project Coordinator

SDB/ew

attachments: Professional Engineering Appendix
Cumulative Table of Well Data and Analytical Results
Analytical Appendix
Field Data Sheets


cc: Scott Seery, Alameda County Health Care Services
Greg Gurss, Gettler-Ryan, Inc.
Bill Scudder, Chevron Products Company

Professional Engineering Appendix



EXPLANATION

- ◆ Groundwater monitoring well
- 18.45 Groundwater elevation (ft, msl)
- 24.00 — Groundwater elevation contour (ft, msl)
- ↗ Approximate groundwater flow direction; Approximate gradient = 0.08



Ref. 3322-qm.dwg
 Basemap from Gettler-Ryan, Inc.

PREPARED BY

RRM
 engineering contracting firm

Chevron Station 9-3322
 7225 Bancroft Avenue
 Oakland, California

GROUNDWATER ELEVATION CONTOUR MAP,
 OCTOBER 27, 1999

FIGURE:
 1
PROJECT:
 DAC04

Table of Well Data and Analytical Results

Cumulative Table of Well Data and Analytical Results

Vertical Measurements are in feet.				Volumetric Measurements are in gallons.				Analytical results are in parts per billion (ppb)					
DATE	Well Head Elev.	Ground Water Elev.	Depth To Water	SPH <i>feet</i> Thickness	SPH Removed	Total SPH Removed	Notes	TPH-Gasoline	Benzene	Toluene	Ethyl-Benzene	Xylene	MTBE
MW-1													
02/08/98	40.41	26.53	13.88	--	--	--	--	130,000	9700	8200	3200	15,000	<250
06/16/98	40.41	26.18	14.23	--	--	--	--	96,000	15,000	12,000	2600	11,000	1300
07/29/98	40.41	22.59	17.82	--	--	--	--	370,000	19,000	14,000	5800	15,000	<2500
08/13/98	40.41	22.01	18.40	--	--	--	--	120,000	19,000	16,000	2900	14,000	<1000
11/24/98	40.41	19.61	20.80	--	--	--	--	100,000	26,000	18,000	4000	22,000	2000
02/03/99	40.41	22.96	17.45	--	--	--	--	110,000	27,000	16,000	3800	22,000	<2.5
06/07/99	40.41	24.29	16.44	0.40	0.03	0.03	--	--	--	--	--	--	--
09/07/99	40.41	19.97	20.71	0.34	0.01	0.04	--	--	--	--	--	--	--
10/27/99	40.41	18.93	21.75	0.34	0.01	0.02	--	--	--	--	--	--	--
MW-2													
02/08/98	38.73	31.13	7.60	--	--	--	--	24,000	130	170	450	1900	2300
06/16/98	38.73	29.61	9.12	--	--	--	--	8900	31	46	310	1100	260
07/29/98	38.73	27.06	11.67	--	--	--	--	7600	15	21	150	480	82
08/13/98	38.73	26.32	12.41	--	--	--	--	14,000	26	80	500	2100	32
11/24/98	38.73	23.10	15.63	--	--	--	--	37,000	63	220	1300	7100	770
02/03/99	38.73	27.16	11.57	--	--	--	--	16,000	140	110	850	3100	900
06/07/99	38.73	27.78	10.95	--	--	--	--	4300	<10	<10	120	260	160
09/07/99	38.73	26.00	12.73	--	--	--	--	10,700	50.5	<25	297	1020	<250
10/27/99	38.73	26.02	12.71	--	--	--	--	7240	53.8	31.9	234	654	448

Cumulative Table of Well Data and Analytical Results

Vertical Measurements are in feet.				Volumetric Measurements are in gallons.			Analytical results are in parts per billion (ppb)						
DATE	Well Head Elev.	Ground Water Elev.	Depth To Water	SPH Thickness	SPH Removed	Total SPH Removed	Notes	TPH-Gasoline	Benzene	Toluene	Ethyl-Benzene	Xylene	MTBE
MW-3													
02/08/98	39.51	24.91	14.60	--	--	--	--	94,000	12,000	4400	2000	10,000	8000
06/16/98	39.51	25.53	13.98	--	--	--	--	38,000	5600	1400	1200	4700	6300
06/16/98	39.51	25.53	13.98	--	--	--	Confirmation run	--	--	--	--	--	4600
07/29/98	39.51	22.14	17.37	--	--	--	--	58,000	4100	700	1300	4200	4100
08/13/98	39.51	21.29	18.22	--	--	--	--	43,000	6800	1900	1600	6800	2300
11/24/98	39.51	19.06	20.45	--	--	--	--	40,000	5000	800	1600	6800	6000
11/24/98	39.51	19.06	20.45	--	--	--	Confirmation run	--	--	--	--	--	4400
02/03/99	39.51	22.03	17.48	--	--	--	--	47,000	7100	1600	1900	9000	5000
06/07/99	39.51	23.76	15.75	--	--	--	--	27,000	2500	540	1200	3900	2800
09/07/99	39.51	19.80	19.71	--	--	--	--	44,000	3930	1170	1760	7130	3440
10/27/99	39.51	19.09	20.42	--	--	--	--	28,200	2030	620	1260	5080	1710
MW-4													
02/02/99	40.24	27.07	13.17	--	--	--	--	<50	0.52	<0.5	<0.5	<0.5	6.0
06/07/99	40.24	23.83	16.41	--	--	--	--	<50	<0.5	<0.5	<0.5	<0.5	<2.5
09/07/99	40.24	19.34	20.90	--	--	--	--	<50	<0.5	<0.5	<0.5	<0.5	<5.0
10/27/99	40.24	18.65	21.59	--	--	--	--	<50	<0.5	<0.5	<0.5	<0.5	<2.5
MW-5													
02/02/99	40.37	21.57	18.80	--	--	--	--	72	2.7	<0.5	<0.5	<0.5	11
06/07/99	40.37	23.39	16.98	--	--	--	--	<50	<0.5	<0.5	<0.5	<0.5	<2.5
09/07/99	40.37	19.24	21.13	--	--	--	--	<50	<0.5	<0.5	<0.5	<0.5	6.92
10/27/99	40.37	18.45	21.92	--	--	--	--	<50	2.39	<0.5	<0.5	<0.5	21.3

Cumulative Table of Well Data and Analytical Results

Vertical Measurements are in feet.

Volumetric Measurements are in gallons.

Analytical results are in parts per billion (ppb)

DATE	Well Head Elev.	Ground Water Elev.	Depth To Water	SPH Thickness	SPH Removed	Total SPH Removed	Notes	TPH-Gasoline	Benzene	Toluene	Ethyl-Benzene	Xylene	MTBE
MW-6													
02/02/99	39.84	21.36	18.48	--	--	--	--	14,000	5600	<50	150	160	<250
06/07/99	39.84	23.39	16.45	--	--	--	--	1500	1100	33	25	34	200
09/07/99	39.84	19.35	20.49	--	--	--	--	6550	2940	81.5	177	84	865
10/27/99	39.84	18.61	21.23	--	--	--	--	3680	1240	29.6	115	14.9	735
TRIP BLANK													
02/08/98	--	--	--	--	--	--	--	<50	<0.5	<0.5	<0.5	<0.5	<2.5
06/16/98	--	--	--	--	--	--	--	<50	<0.5	<0.5	<0.5	<0.5	<2.5
07/29/98	--	--	--	--	--	--	--	<50	<0.5	<0.5	<0.5	<0.5	<2.5
08/13/98	--	--	--	--	--	--	--	<50	<0.5	<0.5	<0.5	<0.5	<2.5
11/24/98	--	--	--	--	--	--	--	<50	<0.5	<0.5	<0.5	<0.5	<2.5
02/02/99	--	--	--	--	--	--	--	<50	<0.5	<0.5	<0.5	<0.5	<2.5
02/03/99	--	--	--	--	--	--	--	<50	<0.5	<0.5	<0.5	<0.5	<2.5
06/07/99	--	--	--	--	--	--	--	<50	<0.5	<0.5	<0.5	<0.5	<2.5
09/07/99	--	--	--	--	--	--	--	<50	<0.5	<0.5	<0.5	<0.5	<5.0
10/27/99	--	--	--	--	--	--	--	<50	<0.5	<0.5	<0.5	<0.5	<2.5

Note: Blaine Tech Services, Inc. began routine monitoring of the groundwater wells at this site on November 24, 1998.

Earlier field data and analytical results are drawn from the August 13, 1998, Gettler-Ryan, Inc. report.

Wells MW-4, MW-5, and MW-6 were surveyed on February 22, 1999 by Virgil Chavez of Vallejo, CA.

ABBREVIATIONS:

TPH = Total Petroleum Hydrocarbons

ND = Not detected at or above the minimum quantitation limit. See laboratory reports for minimum quantitation limits.

MTBE = Methyl-tert-butyl ether

SPH = Separate-Phase Hydrocarbons

Analytical Appendix



September 22, 1999

Jallyn Harris
Blaine Tech Services
1680 Rogers Avenue
San Jose, CA 95112

RE: Chevron(8)/L909095

Dear Jallyn Harris:

Enclosed are the results of analyses for sample(s) received by the laboratory on September 8, 1999. If you have any questions concerning this report, please feel free to contact me.

Sincerely,

Wayne Stevenson
Project Manager

CA ELAP Certificate Number I-2360

Report re-issued on 1/3/00.





Blaine Tech Services 1680 Rogers Avenue San Jose, CA 95112	Project: Blaine/Chevron(8) Project Number: 9-3322/7225 Bancroft, Oakland Project Manager: Christine Lillie	Sampled: 9/7/99 Received: 9/8/99 Reported: 9/22/99
--	--	--

ANALYTICAL REPORT FOR L909095

Sample Description	Laboratory Sample Number	Sample Matrix	Date Sampled
MW-2	L909095-01	Water	9/7/99
MW-3	L909095-02	Water	9/7/99
MW-4	L909095-03	Water	9/7/99
MW-5	L909095-04	Water	9/7/99
MW-6	L909095-05	Water	9/7/99
TB	L909095-06	Water	9/7/99





Blaine Tech Services 1680 Rogers Avenue San Jose, CA 95112	Project: Blaine/Chevron(8) Project Number: 9-3322/7225 Bancroft, Oakland Project Manager: Christine Lillie	Sampled: 9/7/99 Received: 9/8/99 Reported: 9/22/99
--	--	--

Sample Description: MW-2
Laboratory Sample Number: L909095-01

Analyte	Batch Number	Date Prepared	Date Analyzed	Specific Method/ Surrogate Limits	Reporting Limit	Result	Units	Notes*
Sequoia Analytical - San Carlos								
Total Purgeable Hydrocarbons (C6-C12), BTEX and MTBE by DHS LUFT								
Purgeable Hydrocarbons as Gasoline	9090073	9/16/99	9/16/99		2500	10700	ug/l	1
Benzene	"	"	"		25.0	50.5	"	
Toluene	"	"	"		25.0	ND	"	
Ethylbenzene	"	"	"		25.0	297	"	
Xylenes (total)	"	"	"		25.0	1020	"	
Methyl tert-butyl ether	"	"	"		250	ND	"	
Surrogate: <i>a,a,a</i> -Trifluorotoluene	"	"	"	70.0-130		88.9	%	





Blaine Tech Services 1680 Rogers Avenue San Jose, CA 95112	Project: Blaine/Chevron(8) Project Number: 9-3322/7225 Bancroft, Oakland Project Manager: Christine Lillie	Sampled: 9/7/99 Received: 9/8/99 Reported: 9/22/99
--	--	--

Sample Description: MW-3
Laboratory Sample Number: L909095-02

Analyte	Batch Number	Date Prepared	Date Analyzed	Specific Method/ Surrogate Limits	Reporting Limit	Result	Units	Notes*
---------	--------------	---------------	---------------	--------------------------------------	-----------------	--------	-------	--------

Sequoia Analytical - San Carlos

Total Purgeable Hydrocarbons (C6-C12), BTEX and MTBE by DHS LUFT

Purgeable Hydrocarbons as Gasoline	9090083	9/17/99	9/17/99		5000	44000	ug/l	1
Benzene	"	"	"		50.0	3930	"	
Toluene	"	"	"		50.0	1170	"	
Ethylbenzene	"	"	"		50.0	1760	"	
Xylenes (total)	"	"	"		50.0	7130	"	
Methyl tert-butyl ether	"	"	"		500	3440	"	
Surrogate: <i>a,a,a</i> -Trifluorotoluene	"	"	"	70.0-130		110	%	





Blaine Tech Services 1680 Rogers Avenue San Jose, CA 95112	Project: Blaine/Chevron(8) Project Number: 9-3322/7225 Bancroft, Oakland Project Manager: Christine Lillie	Sampled: 9/7/99 Received: 9/8/99 Reported: 9/22/99
--	--	--

Sample Description: MW-4
Laboratory Sample Number: L909095-03

Analyte	Batch Number	Date Prepared	Date Analyzed	Specific Method/ Surrogate Limits	Reporting Limit	Result	Units	Notes*
---------	--------------	---------------	---------------	--------------------------------------	-----------------	--------	-------	--------

Sequoia Analytical - San Carlos

Total Purgeable Hydrocarbons (C6-C12), BTEX and MTBE by DHS LUFT

Purgeable Hydrocarbons as Gasoline	9090073	9/16/99	9/16/99		50.0	ND	ug/l	
Benzene	"	"	"		0.500	ND	"	
Toluene	"	"	"		0.500	ND	"	
Ethylbenzene	"	"	"		0.500	ND	"	
Xylenes (total)	"	"	"		0.500	ND	"	
Methyl tert-butyl ether	"	"	"		5.00	ND	"	
Surrogate: <i>a,a,a</i> -Trifluorotoluene	"	"	"	70.0-130		115	%	





Blaine Tech Services 1680 Rogers Avenue San Jose, CA 95112	Project: Blaine/Chevron(8) Project Number: 9-3322/7225 Bancroft, Oakland Project Manager: Christine Lillie	Sampled: 9/7/99 Received: 9/8/99 Reported: 9/22/99
--	--	--

Sample Description: MW-5
Laboratory Sample Number: L909095-04

Analyte	Batch Number	Date Prepared	Date Analyzed	Specific Method/ Surrogate Limits	Reporting Limit	Result	Units	Notes*
---------	--------------	---------------	---------------	--------------------------------------	-----------------	--------	-------	--------

Sequoia Analytical - San Carlos

Total Purgeable Hydrocarbons (C6-C12), BTEX and MTBE by DHS LUFT

Purgeable Hydrocarbons as Gasoline	9090095	9/20/99	9/20/99		50.0	ND	ug/l	
Benzene	"	"	"		0.500	ND	"	
Toluene	"	"	"		0.500	ND	"	
Ethylbenzene	"	"	"		0.500	ND	"	
Xylenes (total)	"	"	"		0.500	ND	"	
Methyl tert-butyl ether	"	"	"		5.00	6.92	"	
Surrogate: <i>a,a,a</i> -Trifluorotoluene	"	"	"	70.0-130		93.1	%	





Blaine Tech Services 1680 Rogers Avenue San Jose, CA 95112	Project: Blaine/Chevron(8) Project Number: 9-3322/7225 Bancroft, Oakland Project Manager: Christine Lillie	Sampled: 9/7/99 Received: 9/8/99 Reported: 9/22/99
--	--	--

Sample Description: **MW-6**
Laboratory Sample Number: **L909095-05**

Analyte	Batch Number	Date Prepared	Date Analyzed	Specific Method/ Surrogate Limits	Reporting Limit	Result	Units	Notes*
---------	--------------	---------------	---------------	--------------------------------------	-----------------	--------	-------	--------

Sequoia Analytical - San Carlos

Total Purgeable Hydrocarbons (C6-C12), BTEX and MTBE by DHS LUFT

Purgeable Hydrocarbons as Gasoline	9090095	9/20/99	9/20/99		2500	6550	ug/l	1
Benzene	"	"	"		25.0	2940	"	
Toluene	"	"	"		25.0	81.5	"	
Ethylbenzene	"	"	"		25.0	177	"	
Xylenes (total)	"	"	"		25.0	84.0	"	
Methyl tert-butyl ether	"	"	"		250	865	"	
Surrogate: <i>a,a,a-Trifluorotoluene</i>	"	"	"	70.0-130		112	%	





Blaine Tech Services 1680 Rogers Avenue San Jose, CA 95112	Project: Blaine/Chevron(8) Project Number: 9-3322/7225 Bancroft, Oakland Project Manager: Christine Lillie	Sampled: 9/7/99 Received: 9/8/99 Reported: 9/22/99
--	--	--

Sample Description: TB
Laboratory Sample Number: L909095-06

Analyte	Batch Number	Date Prepared	Date Analyzed	Specific Method/ Surrogate Limits	Reporting Limit	Result	Units	Notes*
---------	--------------	---------------	---------------	--------------------------------------	-----------------	--------	-------	--------

Sequoia Analytical - San Carlos

Total Purgeable Hydrocarbons (C6-C12), BTEX and MTBE by DHS LUFT

Purgeable Hydrocarbons as Gasoline	9090073	9/16/99	9/16/99		50.0	ND	ug/l	
Benzene	"	"	"		0.500	ND	"	
Toluene	"	"	"		0.500	ND	"	
Ethylbenzene	"	"	"		0.500	ND	"	
Xylenes (total)	"	"	"		0.500	ND	"	
Methyl tert-butyl ether	"	"	"		5.00	ND	"	
Surrogate: <i>a,a,a</i> -Trifluorotoluene	"	"	"	70.0-130		101	%	





Blaine Tech Services 1680 Rogers Avenue San Jose, CA 95112	Project: Blaine/Chevron(8) Project Number: 9-3322/7225 Bancroft, Oakland Project Manager: Christine Lillie	Sampled: 9/7/99 Received: 9/8/99 Reported: 9/22/99
--	--	--

**Total Purgeable Hydrocarbons (C6-C12), BTEX and MTBE by DHS LUFT/Quality Control
Sequoia Analytical - San Carlos**

Analyte	Date Analyzed	Spike Level	Sample Result	QC Result	Units	Reporting Limit Recov. Limits	Recov. %	RPD Limit	RPD %	Notes*
Batch: 9090073			Date Prepared: 9/16/99			Extraction Method: EPA 5030B [P/T]				
Blank			9090073-BLK1							
Purgeable Hydrocarbons as Gasoline	9/16/99			ND	ug/l	50.0				
Benzene	"			ND	"	0.500				
Toluene	"			ND	"	0.500				
Ethylbenzene	"			ND	"	0.500				
Xylenes (total)	"			ND	"	0.500				
Methyl tert-butyl ether	"			ND	"	5.00				
Surrogate: a,a,a-Trifluorotoluene	"	10.0		10.3	"	70.0-130	103			
LCS			9090073-BS1							
Benzene	9/16/99	10.0		8.96	ug/l	70.0-130	89.6			
Toluene	"	10.0		8.77	"	70.0-130	87.7			
Ethylbenzene	"	10.0		8.83	"	70.0-130	88.3			
Xylenes (total)	"	30.0		26.6	"	70.0-130	88.7			
Surrogate: a,a,a-Trifluorotoluene	"	10.0		9.78	"	70.0-130	97.8			
LCS			9090073-BS2							
Purgeable Hydrocarbons as Gasoline	9/16/99	250		251	ug/l	70.0-130	100			
Surrogate: a,a,a-Trifluorotoluene	"	10.0		9.09	"	70.0-130	90.9			
Matrix Spike			9090073-MS1 L909095-03							
Purgeable Hydrocarbons as Gasoline	9/16/99	250	ND	281	ug/l	60.0-140	112			
Surrogate: a,a,a-Trifluorotoluene	"	10.0		9.62	"	70.0-130	96.2			
Matrix Spike Dup			9090073-MSD1 L909095-03							
Purgeable Hydrocarbons as Gasoline	9/17/99	250	ND	282	ug/l	60.0-140	113	25.0	0.889	
Surrogate: a,a,a-Trifluorotoluene	"	10.0		8.48	"	70.0-130	84.8			
Batch: 9090083			Date Prepared: 9/17/99			Extraction Method: EPA 5030B [P/T]				
Blank			9090083-BLK1							
Purgeable Hydrocarbons as Gasoline	9/17/99			ND	ug/l	50.0				
Benzene	"			ND	"	0.500				
Toluene	"			ND	"	0.500				
Ethylbenzene	"			ND	"	0.500				
Xylenes (total)	"			ND	"	0.500				
Methyl tert-butyl ether	"			ND	"	5.00				
Surrogate: a,a,a-Trifluorotoluene	"	10.0		9.28	"	70.0-130	92.8			
LCS			9090083-BS1							
Benzene	9/17/99	10.0		9.14	ug/l	70.0-130	91.4			
Toluene	"	10.0		8.61	"	70.0-130	86.1			





Blaine Tech Services 1680 Rogers Avenue San Jose, CA 95112	Project: Blaine/Chevron(8) Project Number: 9-3322/7225 Bancroft, Oakland Project Manager: Christine Lillie	Sampled: 9/7/99 Received: 9/8/99 Reported: 9/22/99
--	--	--

**Total Purgeable Hydrocarbons (C6-C12), BTEX and MTBE by DHS LUFT/Quality Control
Sequoia Analytical - San Carlos**

Analyte	Date Analyzed	Spike Level	Sample Result	QC Result	Units	Reporting Limit Recov. Limits	Recov. %	RPD Limit	RPD %	Notes*
LCS (continued)		9090083-BS1								
Ethylbenzene	9/17/99	10.0		8.80	ug/l	70.0-130	88.0			
Xylenes (total)	"	30.0		25.7	"	70.0-130	85.7			
Surrogate: a,a,a-Trifluorotoluene	"	10.0		10.3	"	70.0-130	103			
LCS		9090083-BS2								
Purgeable Hydrocarbons as Gasoline	9/17/99	250		256	ug/l	70.0-130	102			
Surrogate: a,a,a-Trifluorotoluene	"	10.0		10.9	"	70.0-130	109			
Matrix Spike		9090083-MS1		L909094-06						
Benzene	9/17/99	10.0	ND	8.09	ug/l	60.0-140	80.9			
Toluene	"	10.0	ND	7.57	"	60.0-140	75.7			
Ethylbenzene	"	10.0	ND	7.77	"	60.0-140	77.7			
Xylenes (total)	"	30.0	ND	22.2	"	60.0-140	74.0			
Surrogate: a,a,a-Trifluorotoluene	"	10.0		9.30	"	70.0-130	93.0			
Matrix Spike Dup		9090083-MSD1		L909094-06						
Benzene	9/17/99	10.0	ND	8.94	ug/l	60.0-140	89.4	25.0	9.98	
Toluene	"	10.0	ND	8.42	"	60.0-140	84.2	25.0	10.6	
Ethylbenzene	"	10.0	ND	8.60	"	60.0-140	86.0	25.0	10.1	
Xylenes (total)	"	30.0	ND	25.0	"	60.0-140	83.3	25.0	11.8	
Surrogate: a,a,a-Trifluorotoluene	"	10.0		8.81	"	70.0-130	88.1			
Batch: 9090095	Date Prepared: 9/20/99			Extraction Method: EPA 5030B [P/T]						
Blank		9090095-BLK1								
Purgeable Hydrocarbons as Gasoline	9/20/99			ND	ug/l		50.0			
Benzene	"			ND	"		0.500			
Toluene	"			ND	"		0.500			
Ethylbenzene	"			ND	"		0.500			
Xylenes (total)	"			ND	"		0.500			
Methyl tert-butyl ether	"			ND	"		5.00			
Surrogate: a,a,a-Trifluorotoluene	"	10.0		9.82	"	70.0-130	98.2			
LCS		9090095-BS1								
Benzene	9/20/99	10.0		9.15	ug/l	70.0-130	91.5			
Toluene	"	10.0		8.58	"	70.0-130	85.8			
Ethylbenzene	"	10.0		8.76	"	70.0-130	87.6			
Xylenes (total)	"	30.0		25.8	"	70.0-130	86.0			
Surrogate: a,a,a-Trifluorotoluene	"	10.0		8.86	"	70.0-130	88.6			
LCS		9090095-BS2								
Purgeable Hydrocarbons as Gasoline	9/20/99	250		250	ug/l	70.0-130	100			





Blaine Tech Services 1680 Rogers Avenue San Jose, CA 95112	Project: Blaine/Chevron(8) Project Number: 9-3322/7225 Bancroft, Oakland Project Manager: Christine Lillie	Sampled: 9/7/99 Received: 9/8/99 Reported: 9/22/99
--	--	--

**Total Purgeable Hydrocarbons (C6-C12), BTEX and MTBE by DHS LUFT/Quality Control
Sequoia Analytical - San Carlos**

Analyte	Date Analyzed	Spike Level	Sample Result	QC Result	Units	Reporting Limit Recov. Limits	Recov. %	RPD Limit	RPD %	Notes*
<u>LCS (continued)</u>		<u>9090095-BS2</u>								
Surrogate: <i>a,a,a</i> -Trifluorotoluene	9/20/99	10.0		10.1	ug/l	70.0-130	101			
<u>Matrix Spike</u>		<u>9090095-MS1</u>		<u>L909167-31</u>						
Purgeable Hydrocarbons as Gasoline	9/20/99	250	ND	243	ug/l	60.0-140	97.2			
Surrogate: <i>a,a,a</i> -Trifluorotoluene	"	10.0		10.3	"	70.0-130	103			
<u>Matrix Spike Dup</u>		<u>9090095-MSD1</u>		<u>L909167-31</u>						
Purgeable Hydrocarbons as Gasoline	9/20/99	250	ND	238	ug/l	60.0-140	95.2	25.0	2.08	
Surrogate: <i>a,a,a</i> -Trifluorotoluene	"	10.0		10.3	"	70.0-130	103			





Blaine Tech Services 1680 Rogers Avenue San Jose, CA 95112	Project: Blaine/Chevron(8) Project Number: 9-3322/7225 Bancroft, Oakland Project Manager: Christine Lillie	Sampled: 9/7/99 Received: 9/8/99 Reported: 9/22/99
--	--	--

Notes and Definitions

#	Note
---	------

- 1 Chromatogram Pattern: Gasoline C6-C12
- DET Analyte DETECTED
- ND Analyte NOT DETECTED at or above the reporting limit
- NR Not Reported
- dry Sample results reported on a dry weight basis
- Recov. Recovery
- RPD Relative Percent Difference



Fax copy of Lab Report and COC to Chevron Contact: Yes No

Chain-of-Custody-Record

<p>Chevron Products Co. P.O. BOX 6004 San Ramon, CA 94583 FAX (925)842-8370</p>	<p>Chevron Facility Number <u>9-3322</u> <u>L909095</u> Facility Address <u>7225 Bancroft Ave., Oakland</u> Consultant Project Number _____ Consultant Name <u>BLAINE TECH SERVICE, INC.</u> Address <u>1680 ROGERS AVE., SAN JOSE</u> Project Contact (Name) <u>CHRISTINE LILLIE</u> (Phone) <u>408-573-0555</u> (Fax Number) <u>408-573-7771</u></p>	<p>Chevron Contact (Name) <u>PHIL BRIGGS</u> (Phone) <u>(925) 842-9136</u> Laboratory Name <u>SEQUOIA</u> Laboratory Service Order <u>9144488</u> Laboratory Service Code <u>ZZ02800</u> Samples Collected by (Name) <u>MATTHEW SMITH</u> Signature <u>Matthew Smith</u></p>
---	--	--

Sample Number	Number of Containers	Matrix S = Soil W = Water A = Air C = Charcoal	Sample Preservation	Date/Time	State Method: <input type="checkbox"/> CA <input type="checkbox"/> OR <input type="checkbox"/> WA <input type="checkbox"/> NW Series <input type="checkbox"/> CO <input type="checkbox"/> UT													Remarks							
					STEX/MTBE/TPH GAS (8020 + 8015)	STEX + TPH GAS (8020 + 8015)	TPH Diesel (8015)	Oxyaromas (8260)	Purgeable Halocarbons (8010)	Purgeable Organics (8260)	Extractable Organics (8270)	Oil and Grease (8520)	Metals (ICAP or AA) Cd, Cr, Pb, Zn, Ni	STEX (8020)	STEX/MTBE/Naph. (8020)	TPH - HClD	TPH-O Extended		Lab Sample No.						
MW-2	3	W	40m HCl Vials	9/7/99 1536	X																				
MW-3	3			1600	X																				
MW-4	3			1514	X																				
MW-5	3			1514	X																				
MW-6	3			1530	X																				
TB	2				X																				

SC

Released By (Signature) <u>Matthew Smith</u>	Organization <u>BTS</u>	Date/Time <u>9/8/99 0910</u>	Received By (Signature) <u>[Signature]</u>	Organization <u>SEQUOIA</u>	Date/Time <u>9/8/99</u>	Iced Y/N 	Turn Around Time (Circle Choice) <input type="radio"/> 24 Hrs. <input type="radio"/> 48 Hrs. <input type="radio"/> 5 Days <input type="radio"/> 10 Days <input type="radio"/> As Contracted
Released By (Signature) <u>[Signature]</u>	Organization <u>[Signature]</u>	Date/Time <u>9/8/99</u>	Received By (Signature) <u>[Signature]</u>	Organization <u>[Signature]</u>	Date/Time <u>9/8/99</u>	Iced Y/N 	
Released By (Signature) <u>[Signature]</u>	Organization <u>[Signature]</u>	Date/Time <u>9/10/99</u>	Received For Laboratory By (Signature) <u>[Signature]</u>	Organization <u>(SC)</u>	Date/Time <u>9/10/99</u>	Iced Y/N <u>Y</u>	

**Field
Data
Sheets**

WELL GAUGING DATA

Project # 991027-D2 Date 10/27/95 Client CITICORP

Site 722 S BANCROFT AVE OAKLAND, CA

24
EAST BAY AREA
PROBES

Well ID	Well Size (in.)	Sheen / Odor	Depth to Immiscible Liquid (ft.)	Thickness of Immiscible Liquid (ft.)	Volume of Immiscibles Removed (ml)	Depth to water (ft.)	Depth to well bottom (ft.)	Survey Point: TOB or TOC
MW-1	2"		21.41	.34	100ml	21.75	—	TOC
MW-2	2"					12.71	29.96	↓
MW-3	2"					22.42	33.59	
MW-4	2"					21.59	30.72	
MW-5	2"					21.92	31.65	
MW-6	2"					21.23	32.17	

1
2
3
5
7
2
3

CHEVRON WELL MONITORING DATA SHEET

Project #: 991028-D3	Station #: 9-3322
Sampler: Point	Date: 10/28/99
Well I.D.: mw-1	Well Diameter: <u>B</u> 3 4 6 8
Total Well Depth: _____	Depth to Water: 21.75
Depth to Free Product: 21.41	Thickness of Free Product (feet): 2.34
Referenced to: <u>VO702</u> Grade	D.O. Meter (if req'd): YSI HACH

Well Diameter	Multiplier	Well Diameter	Multiplier
2"	0.16	5"	1.02
3"	0.37	6"	1.47
4"	0.65	Other	radius ² * 0.163

Purge Method: Bailer Sampling Method: Bailer
 Disposable Bailer Disposable Bailer
 Middleburg Extraction Port
 Electric Submersible Other: _____
 Extraction Pump

_____	X	_____	=	_____ Gals.
1 Case Volume (Gals.)		Specified Volumes		Calculated Volume

Time	Temp (°F)	pH	Cond.	Gals. Removed	Observations
1630				14	BAILED FREE PRODUCT 100ml

Did well dewater? Yes No Gallons actually evacuated: 14

Sampling Time: _____ Sampling Date: _____

Sample I.D.: mw-1 Laboratory: Sequoia CORE N. Creek Assoc. Labs

Analyzed for: TPH-G BTEX MTBE TPH-D Other: _____

Duplicate I.D.: _____ Analyzed for: TPH-G BTEX MTBE TPH-D Other: _____

D.O. (if req'd): Pre-purge: _____ mg/L Post-purge: _____ mg/L

O.R.P. (if req'd): Pre-purge: _____ mV Post-purge: _____ mV

CHEVRON WELL MONITORING DATA SHEET

Project #: 991027-02	Station #: 9-3322
Sampler: DISSIE	Date: 10/27/99
Well I.D.: MW-2	Well Diameter: (2) 3 4 6 8
Total Well Depth: 29.96	Depth to Water: 12.71
Depth to Free Product:	Thickness of Free Product (feet):
Referenced to: <u>PVOTOL</u> Grade	D.O. Meter (if req'd): YSI HACH

Well Diameter	Multiplier	Well Diameter	Multiplier
2"	0.16	5"	1.02
3"	0.37	6"	1.47
4"	0.65	Other	radius ² * 0.163

Purge Method:

Bailer
 Disposable Bailer
 Middleburg
 Electric Submersible
 Extraction Pump

Sampling Method:

Bailer
 Disposable Bailer
 Extraction Port
 Other: _____

Other: _____

<u>2.7</u>	\times	<u>3</u>	$=$	<u>8.24</u>	Gals.
1 Case Volume (Gals.)		Specified Volumes		Calculated Volume	

Time	Temp (°F)	pH	Cond.	Gals. Removed	Observations
1307	71.3	7.6	460.7	3	
1309	71.9	7.3	457.2	6	
1311	71.9	7.2	456.8	8	

Did well dewater? Yes No Gallons actually evacuated: 8

Sampling Time: 1315 Sampling Date: 10/27/99

Sample I.D.: MW-2 Laboratory: Sequoia CORE N. Creek Assoc. Labs

Analyzed for: TPH-G BTEX MTBE TPH-D Other:

Duplicate I.D.: Analyzed for: TPH-G BTEX MTBE TPH-D Other:

D.O. (if req'd):	Pre-purge:	mg/L	Post-purge:	mg/L
O.R.P. (if req'd):	Pre-purge:	mV	Post-purge:	mV

CHEVRON WELL MONITORING DATA SHEET

Project #: <u>991022-D2</u>	Station #: <u>9-3322</u>
Sampler: <u>DOPPE</u>	Date: <u>10/27/99</u>
Well I.D.: <u>MW-3</u>	Well Diameter: <u>2</u> 3 4 6 8 _____
Total Well Depth: <u>33.59</u>	Depth to Water: <u>20.42</u>
Depth to Free Product:	Thickness of Free Product (feet):
Referenced to: <u>PVOTUC</u> Grade	D.O. Meter (if req'd): YSI HACH

Well Diameter	Multiplier	Well Diameter	Multiplier
2"	0.16	5"	1.02
3"	0.37	6"	1.47
4"	0.65	Other	radius ² * 0.163

Purge Method: <u>Bailer</u> <input checked="" type="checkbox"/> Disposable Bailer <input type="checkbox"/> Middleburg <input type="checkbox"/> Electric Submersible <input type="checkbox"/> Extraction Pump Other: _____	Sampling Method: <u>Bailer</u> <input checked="" type="checkbox"/> Disposable Bailer <input type="checkbox"/> Extraction Port Other: _____
---	--

<u>2.1</u>	x	<u>3</u>	=	<u>6.3</u>	Gals.
1 Case Volume (Gals.)		Specified Volumes		Calculated Volume	

Time	Temp (°F)	pH	Cond.	Gals. Removed	Observations
1330	68.9	7.0	1276	3	SLIGHT SHEEP
1332	68.5	7.0	1242	4	ODOR
1335	68.0	7.0	1188	7	↓

Did well dewater? Yes <input type="checkbox"/> <u>No</u>	Gallons actually evacuated: <u>7</u>
Sampling Time: <u>1339</u>	Sampling Date: <u>10/27/99</u>
Sample I.D.: <u>MW-3</u>	Laboratory: <u>Sequora</u> CORE N. Creek Assoc. Labs
Analyzed for: <u>TPH-G BTEX MTBE</u> TPH-D Other:	
Duplicate I.D.:	Analyzed for: TPH-G BTEX MTBE TPH-D Other:
D.O. (if req'd):	Pre-purge: _____ mg/L Post-purge: _____ mg/L
O.R.P. (if req'd):	Pre-purge: _____ mV Post-purge: _____ mV

CHEVRON WELL MONITORING DATA SHEET

Project #: 991027-02	Station #: 9-3322
Sampler: DOWPIT	Date: 10/27/99
Well I.D.: MW-4	Well Diameter: <u>3</u> 4 6 8
Total Well Depth: 30.72	Depth to Water: 21.59
Depth to Free Product:	Thickness of Free Product (feet):
Referenced to: <u>FVO 702</u> Grade	D.O. Meter (if req'd): YSI HACH

Well Diameter	Multiplier	Well Diameter	Multiplier
2"	0.15	5"	1.02
3"	0.37	6"	1.47
4"	0.65	Other	radius ² * 0.163

Purge Method: <u>Bailer</u> <input checked="" type="radio"/> Disposable Bailer <input type="radio"/> Middleburg <input type="radio"/> Electric Submersible <input type="radio"/> Extraction Pump Other: _____	Sampling Method: <u>Bailer</u> <input checked="" type="radio"/> Disposable Bailer <input type="radio"/> Extraction Port Other: _____
--	---

<u>1.4</u>	x	<u>3</u>	=	<u>4.3</u>	Gals.
1 Case Volume (Gals.)		Specified Volumes		Calculated Volume	

Time	Temp (°F)	pH	Cond.	Gals. Removed	Observations
1143	65.7	7.4	582.7	2	
1145	65.4	7.4	579.4	3	
1148	65.2	7.6	578.5	5	

Did well dewater? Yes <input type="radio"/> No <input checked="" type="radio"/>	Gallons actually evacuated: <u>5</u>
Sampling Time: 1152	Sampling Date: 10/27/99
Sample I.D.: <u>MW-4</u>	Laboratory: <u>Sequerra</u> GTEL N. Creek Assoc. Labs
Analyzed for: <u>TPH-G BTEX MTBE</u> TPH-D Other:	
Duplicate I.D.:	Analyzed for: TPH-G BTEX MTBE TPH-D Other:
D.O. (if req'd):	Pre-purge: <u>mV/L</u> Post-purge: <u>mV/L</u>
O.R.P. (if req'd):	Pre-purge: <u>mV</u> Post-purge: <u>mV</u>

CHEVRON WELL MONITORING DATA SHEET

Project #: 991027-D2	Station #: 9-3322
Sampler: <u>DONUT</u>	Date: 10/27/99
Well I.D.: <u>mw-5</u>	Well Diameter: <u>(2)</u> 3 4 6 8
Total Well Depth: 31.65	Depth to Water: 21.92
Depth to Free Product:	Thickness of Free Product (feet):
Referenced to: <u>PVE/STC</u> Grade	D.O. Meter (if req'd): YSI HACH

Well Diameter	Multiplier	Well Diameter	Multiplier
2"	0.16	5"	1.02
3"	0.37	6"	1.47
4"	0.65	Other	radius ² * 0.163

Purge Method: Bailer Sampling Method: Bailer
Disposable Bailer Disposable Bailer
 Middleburg Extraction Port
 Electric Submersible Other: _____
 Extraction Pump

<u>1.5</u>	x	<u>3</u>	=	<u>4.6</u>	Gals.
1 Case Volume (Gals.)		Specified Volumes		Calculated Volume	

Time	Temp (°F)	pH	Cond.	Gals. Removed	Observations
1213	65.8	7.3	1034	2	
1215	65.6	7.3	1042	3	
1218	65.3	7.3	1033	5	

Did well dewater? Yes No Gallons actually evacuated: 5

Sampling Time: 1222 Sampling Date: 10/27/99

Sample I.D.: to 1/2 mw-5 Laboratory: Sequoia GTEL N. Creek Assoc. Labs

Analyzed for: TPH-G BTEX MTBE TPH-D Other:

Duplicate I.D.: Analyzed for: TPH-G BTEX MTBE TPH-D Other:

D.O. (if req'd): Pre-purge: m/L Post-purge: m/L

O.R.P. (if req'd): Pre-purge: mV Post-purge: mV

CHEVRON WELL MONITORING DATA SHEET

Project #: 991027-D2	Station #: 9-3320
Sampler: <u>Deans</u>	Date: 10/27/99
Well I.D.: <u>mw-6</u>	Well Diameter: <u>6</u> 3 4 6 8
Total Well Depth: 32.17	Depth to Water: 21.23
Depth to Free Product:	Thickness of Free Product (feet):
Referenced to: <u>EVE</u> Grade	D.O. Meter (if req'd): YSI HACH

Well Diameter	Multplier	Well Diameter	Multplier
2"	0.16	5"	1.02
3"	0.37	6"	1.47
4"	0.65	Other	radius ² * 0.163

Purge Method: <u>Bailer</u> <u>Disposable Bailer</u> Middleburg Electric Submersible Extraction Pump Other: _____	Sampling Method: <u>Bailer</u> <u>Disposable Bailer</u> Extraction Port Other: _____
--	---

<u>1.7</u>	x	<u>3</u>	=	<u>5.2</u>	Gals.
1 Case Volume (Gals.)		Specified Volumes		Calculated Volume	

Time	Temp (°F)	pH	Cond.	Gals. Removed	Observations
1240	65.8	7.0	1705	2	
1243	65.8	7.0	1710	4	
1246	65.8	7.0	1712	6	

Did well dewater? Yes <u>No</u>	Gallons actually evacuated: <u>6</u>
Sampling Time: <u>1250</u>	Sampling Date: <u>10/27/99</u>
Sample I.D.: <u>mw-6</u>	Laboratory: <u>Sequoia</u> GTEL N. Creek Assoc. Labs
Analyzed for: <u>TPH-G BTEX MTBE</u> TPH-D Other:	
Duplicate I.D.: Analyzed for: TPH-G BTEX MTBE TPH-D Other:	
D.O. (if req'd):	Pre-purge: <u> </u> ^{mg/L} Post-purge: <u> </u> ^{mg/L}
O.R.P. (if req'd):	Pre-purge: <u> </u> mV Post-purge: <u> </u> mV