



GETTLER-RYAN INC.

September 7, 1998

Job #6433.80

Mr. Phil Briggs
Chevron Products Company
P.O. Box 6004
San Ramon, CA 94583

Re: Groundwater Monitoring & Sampling Report
Chevron Service Station #9-3322
7225 Bancroft Avenue
Oakland, California

Dear Mr. Briggs:

This report documents the monthly groundwater monitoring and sampling events performed by Gettler-Ryan Inc. (G-R). On June 16, July 29, and August 13, 1998, field personnel were on-site to monitor and sample three wells (MW-1, MW-2 and MW-3) at the above referenced site.

Static groundwater levels were measured and all wells were checked for the presence of separate-phase hydrocarbons. Separate-phase hydrocarbons were not present in any of the wells. Static water level data and groundwater elevations are presented in Table 1. Potentiometric Maps are included as Figures 1, 2 and 3.

Groundwater samples were collected from the monitoring wells as specified by G-R Standard Operating Procedure - Groundwater Sampling (attached). The field data sheets for each event are also attached. The samples were analyzed by Sequoia Analytical. Analytical results are presented in Table 1. The chain of custody documents and laboratory analytical reports are attached.

Thank you for allowing Gettler-Ryan Inc. to provide environmental services to Chevron. Please call if you have any questions or comments regarding this report.

Sincerely,

Deanna L. Harding

Deanna L. Harding
Project Coordinator

Barbara Sieminski

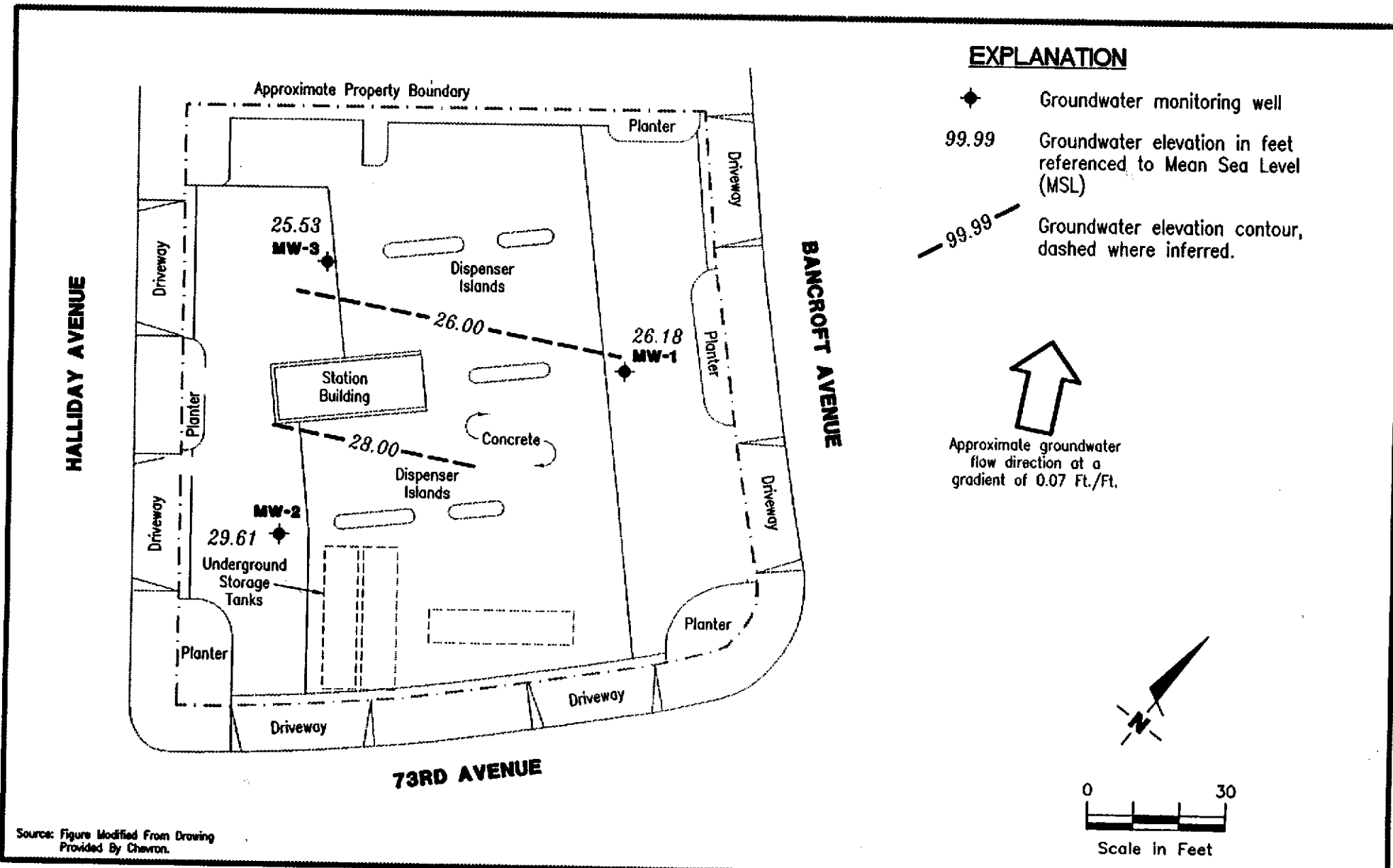
Barbara Sieminski
Project Geologist, R.G. No. 6676



DLH/BS/ah
6433.QML

- Figure 1: Potentiometric Map - June 16, 1998
- Figure 2: Potentiometric Map - July 29, 1998
- Figure 3: Potentiometric Map - August 13, 1998
- Table 1: Water Level Data and Groundwater Analytical Results
- Attachments: Standard Operating Procedure - Groundwater Sampling
Field Data Sheets

Chain of Custody Document and Laboratory Analytical Reports



Gettler - Ryan Inc.
 6747 Sierra Ct., Suite J (925) 551-7555
 Dublin, CA 94568

POTENTIOMETRIC MAP
 Chevron Service Station No. 9-3322
 7225 Bancroft Avenue
 Oakland, California

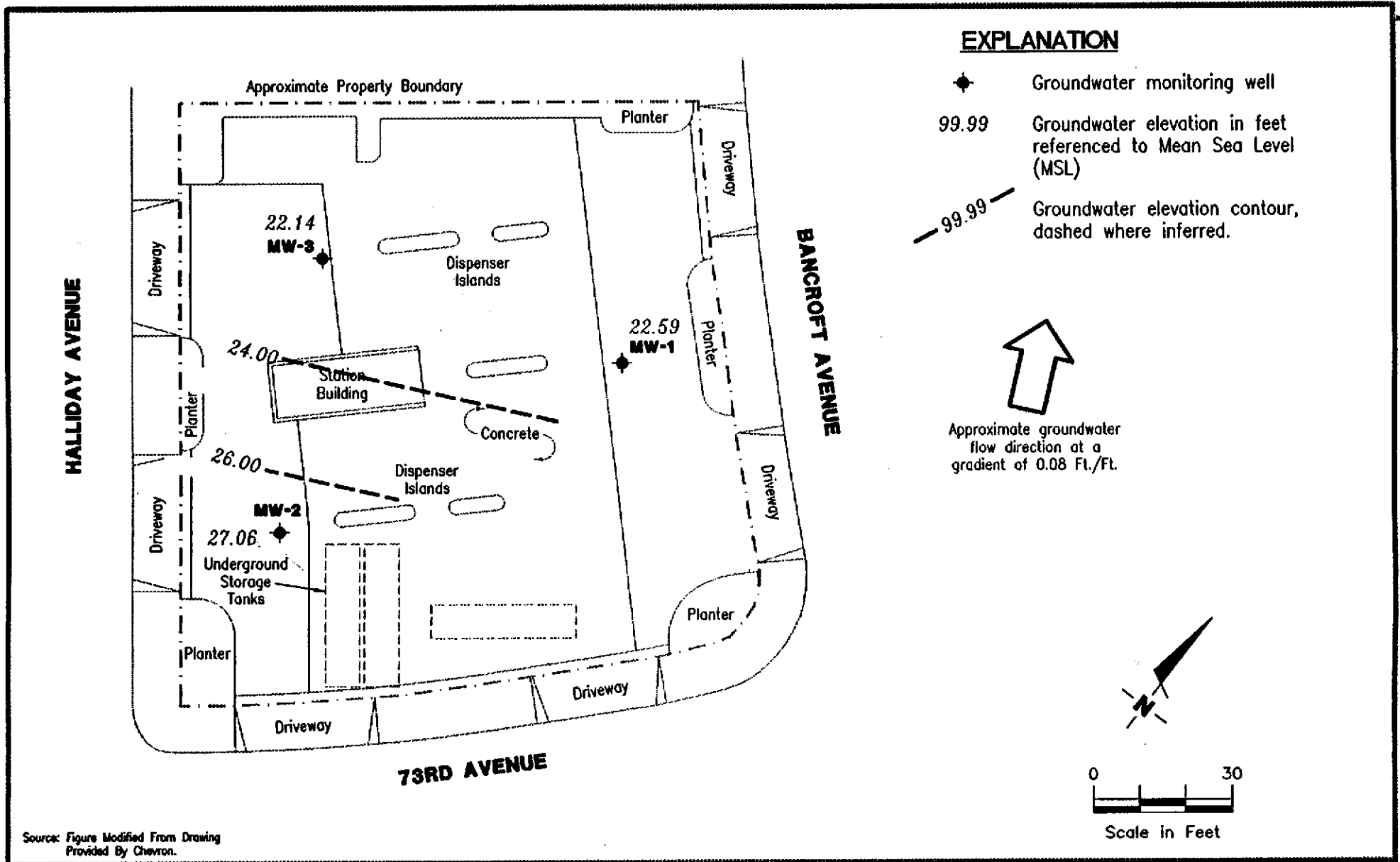
FIGURE
1

JOB NUMBER
 6433

REVIEWED BY

DATE
 June 16, 1998

REVISED DATE



Gettler - Ryan Inc.

6747 Sierra Ct., Suite J (925) 551-7555
Dublin, CA 94568

POTENTIOMETRIC MAP
Chevron Service Station No. 9-3322
7225 Bancroft Avenue
Oakland, California

FIGURE

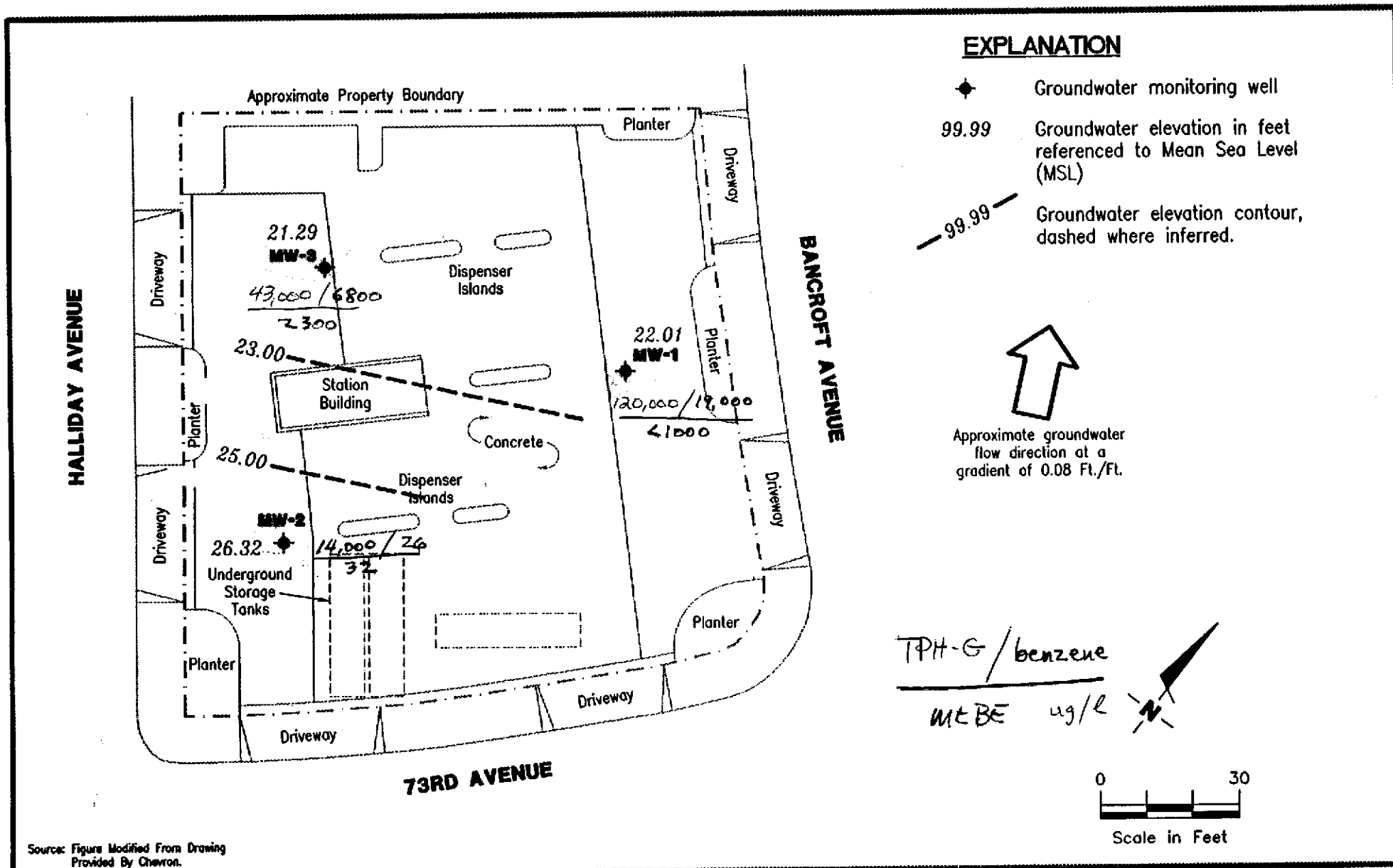
2

JOB NUMBER
6433

REVIEWED BY

DATE
July 29, 1998

REVISED DATE



Gettler - Ryan Inc.

6747 Sierra Ct., Suite J (925) 551-7555
Dublin, CA 94568

POTENTIOMETRIC MAP
Chevron Service Station No. 9-3322
7225 Bancroft Avenue
Oakland, California

FIGURE

3

JOB NUMBER
6433

REVIEWED BY

DATE
August 13, 1998

REVISED DATE

Table 1. Water Level Data and Groundwater Analytical Results - Chevron Service Station #9-3322, 7225 Bancroft Avenue, Oakland, California.

Well ID/ TOC (ft)	Date	DTW (ft)	GWE (msl)	Product Thickness (ft)	TPH- Gasoline					
					-----ppb----->					
					Benzene	Toluene	Ethyl- benzene	Xylenes	MTBE	
MW-1 40.41	02/08/98	13.88	26.53	0	130,000	9,700	8,200	3,200	15,000	<250
	06/16/98	14.23	26.18	0	96,000	15,000	12,000	2,600	11,000	1,300
	07/29/98	17.82	22.59	0	370,000	19,000	14,000	5,800	15,000	<2,500
	08/13/98	18.40	22.01	0	120,000	19,000	16,000	2,900	14,000	<1,000
MW-2 38.73	02/08/98	7.60	31.13	0	24,000	130	170	450	1,900	2,300
	06/16/98	9.12	29.61	0	8,900	31	46	310	1,100	260
	07/29/98	11.67	27.06	0	7,600	15	21	150	480	82
	08/13/98	12.41	26.32	0	14,000	26	80	500	2,100	32
MW-3 39.51	02/08/98	14.60	24.91	0	94,000	12,000	4,400	2,000	10,000	8,000
	06/16/98	13.98	25.53	0	38,000	5,600	1,400	1,200	4,700	6,300/4,600 ¹
	07/29/98	17.37	22.14	0	58,000	4,100	700	1,300	4,200	4,100
	08/13/98	18.22	21.29	0	43,000	6,800	1,900	1,600	6,800	2,300
Trip Blank TB-LB	02/08/98	---	---	---	<50	<0.50	<0.50	<0.50	<0.50	<2.5
	06/16/98	---	---	---	<50	<0.50	<0.50	<0.50	<0.50	<2.5
	07/29/98	---	---	---	<50	<0.50	<0.50	<0.50	<0.50	<2.5
	08/13/98	---	---	---	<50	<0.50	<0.50	<0.50	<0.50	<2.5

EXPLANATION:

TOC = Top of casing elevation
 (ft) = Feet
 DTW = Depth to water
 GWE = Groundwater elevation
 msl = Measurements referenced relative to mean sea level
 TPH-Gasoline = Total Purgeable Petroleum Hydrocarbons as gasoline
 MTBE = Methyl tertiary-butyl ether
 ppb = Parts per billion
 --- = Not analyzed/Not applicable

NOTES:

Wells MW-1 through MW-3 were surveyed on January 28, 1998, by Virgil Chavez of Vallejo, California (PLS #6323).

¹ MTBE by EPA Method 8260.



STANDARD OPERATING PROCEDURE - GROUNDWATER SAMPLING

Gettler-Ryan Inc. field personnel adhere to the following procedures for the collection and handling of groundwater samples prior to analysis by the analytical laboratory. Prior to sample collection, the type of analysis to be performed is determined. Loss prevention of volatile compounds is controlled and sample preservation for subsequent analysis is maintained.

Prior to sampling, the presence or absence of free-phase hydrocarbons is determined using a MMC flexi-dip interface probe. Product thickness, if present, is measured to the nearest 0.01 foot and is noted in the field notes. In addition, static water level measurements are collected with the interface probe and are also recorded in the field notes.

After water levels are collected and prior to sampling, each well is purged a minimum of three well casing volumes of water using pre-cleaned pumps (stack, suction, Grundfos), or polyvinyl chloride bailers. Temperature, pH and electrical conductivity are measured a minimum of three times during the purging. Purging continues until these parameters stabilize.

Groundwater samples are collected using Chevron-designated disposable bailers. The water samples are transferred from the bailer into appropriate containers. Pre-preserved containers, supplied by analytical laboratories, are used when possible. When pre-preserved containers are not available, the laboratory is instructed to preserve the sample as appropriate. Duplicate samples are collected for the laboratory to use in maintaining quality assurance/quality control standards. The samples are labeled to include the job number, sample identification, collection date and time, analysis, preservation (if any), and the sample collector's initials. The water samples are placed in a cooler, maintained at 4°C for transport to the laboratory. Once collected in the field, all samples are maintained under chain of custody until delivered to the laboratory.

The chain of custody document includes the job number, type of preservation, if any, analysis requested, sample identification, date and time collected, and the sample collector's name. The chain of custody is signed and dated (including time of transfer) by each person who receives or surrenders the samples, beginning with the field personnel and ending with the laboratory personnel.

A laboratory supplied trip blank accompanies each sampling set. For sampling sets greater than 20 samples, 5% trip blanks are included. The trip blank is analyzed for some or all of the same compounds as the groundwater samples.

As requested by Chevron Products Company, the purge water and decontamination water generated during sampling activities is transported by IWM to McKittrick Waste Management located in McKittrick, California.

WELL MONITORING/SAMPLING FIELD DATA SHEET

Chevron Facility # 9-3322 Job#: 6433.80
 Address: 7225 Bancroft Ave. Date: 6-16-98
 City: Oakland, CA Sampler: E. Cline

Well ID: MW-1 Well Condition: okay
 Well Diameter: 2 in. Hydrocarbon Thickness: 0 in. Amount Bailed: 0 (gal.)
 Total Depth: 36.5 ft. Vo¹¹ Factor (VF)
 Depth to Water: 14.25 ft. 2" = 0.17 3" = 1.50 12" = 0.38
 $22.25 \times VF_{0.17} = 3.8 \times 3 \text{ (case volume)} = \text{Estimated Purge Volume: } 11.3 \text{ (gal.)}$

Purge Equipment: Stack Disposable Bailer Bailer Suction Grundfos Other: _____
 Sampling Equipment: Disposable Bailer Bailer Pressure Bailer Grab Sample Other: _____

Starting Time: 11:53 Weather Conditions: clear Hot
 Sampling Time: 12:04 Water Color: clear Odor: None
 Purging Flow Rate: 2.0 gpm. Sediment Description: None
 Did well de-water? MC If yes; Time: _____ Volume: _____ (gal.)

Time	Volume "	pH	Conductivity μ mhos/cm	Temperature	D.O.	ORP	Alkalinity
11:55	7	6.86	991	21.1			
11:57	8	6.87	1003	20.9			
11:59	12	6.83	1094	21.3			
12:01	13	6.84	1090	21.0			

LABORATORY INFORMATION

SAMPLE ID	(#) - CONTAINER	REFRIG.	PRESERV. TYPE	LABORATORY	ANALYSES
<u>AAW-1</u>	<u>3 x 40m/VOA</u>	<u>Y</u>	<u>HCL</u>	<u>SEQUOIA</u>	<u>TPH-Gas/BTEX/MTBE</u>

COMMENTS: _____

WELL MONITORING/SAMPLING FIELD DATA SHEET

Chevron Facility # 9-3322 Job#: 6433.80
 Address: 7225 Bancroft Ave. Date: 6-16-98
 City: Oakland, CA Sampler: E. Cline

Well ID MW-2 Well Condition: dry
 Well Diameter 2 in. Hydrocarbon Thickness: 0 in. Amount Bailed (product/water): 0 (gal.)
 Total Depth 31.5 ft. = 0.38
 Depth to Water 9.12 ft.

Vo ^{TI}	2"	3"	12"	= 0.17
Factor (VF)		6"		= 1.50

22.38 X VF 0.17 = 3.8 X 3 (case volume) = Estimated Purge Volume: 11.4 (gal.)

Purge Equipment: Stack Suction Grundfos Other:
 Disposable Bailer Bailer
 Sampling Equipment: Disposable Bailer Bailer Pressure Bailer Grab Sample Other:

Starting Time: 1122 Weather Conditions: clear warm
 Sampling Time: 1135 Water Color: clear Odor: None
 Purging Flow Rate: 2 gpm. Sediment Description: None
 Did well de-water? Yes If yes; Time: _____ Volume: _____ (gal.)

Time	Volume	pH	Conductivity µmhos/cm	Temperature	D.O.	ORP	Alkalinity
<u>1129</u>	<u>4</u>	<u>6.99</u>	<u>422</u>	<u>23.4</u>			
<u>1131</u>	<u>8</u>	<u>6.97</u>	<u>468</u>	<u>21.2</u>			
<u>1133</u>	<u>12</u>	<u>6.96</u>	<u>466</u>	<u>21.1</u>			
<u>1135</u>	<u>13</u>	<u>6.96</u>	<u>467</u>	<u>21.2</u>			

LABORATORY INFORMATION

SAMPLE ID	(#) - CONTAINER	REFRIG.	PRESERV. TYPE	LABORATORY	ANALYSES
<u>MW-2</u>	<u>3 x 40m/VOA</u>	<u>Y</u>	<u>HCL</u>	<u>SEQUOIA</u>	<u>TPH-Gas/BTEX/MTBE</u>

COMMENTS: _____

WELL MONITORING/SAMPLING FIELD DATA SHEET

Chevron Facility # 9-3322 Job#: 6433.80
 Address: 7225 Bancroft Ave. Date: 6-16-98
 City: Oakland, CA Sampler: F. Cline

Well ID MW-3 Well Condition: okay
 Well Diameter 2 in. Hydrocarbon Amount Bailed
 Total Depth 34.5 ft. Thickness: _____ in. (product/water): _____ (gal.)
 Depth to Water 13.98 ft.

Vo ¹¹	2"	3"	12"	= 0.17	= 0.38
Factor (VF)	6"			= 1.50	

20.52 X VF 0.17 = 3.5 X 3 (case volume) = Estimated Purge Volume: 10.5 (gal.)

Purge Equipment: _____ Disposable Bailer _____
 Stack Disposable Bailer
 Suction _____
 Grundfos _____
 Other: _____ Other: _____

Starting Time: 1140 Weather Conditions: clear 170°
 Sampling Time: 1148 Water Color: clear Odor: min
 Purging Flow Rate: 2 gpm. Sediment Description: clear
 Did well de-water? N/C If yes; Time: _____ Volume: _____ (gal.)

Time	Volume	pH	Conductivity	Temperature	D.O.	ORP	Alkalinity
	"		µmhos/cm				
<u>1142</u>	<u>4</u>	<u>6.68</u>	<u>1099</u>	<u>21.8</u>			
<u>1144</u>	<u>8</u>	<u>6.67</u>	<u>1083</u>	<u>21.4</u>			
<u>1146</u>	<u>12</u>	<u>6.68</u>	<u>986</u>	<u>21.3</u>			
<u>1148</u>	<u>13</u>	<u>6.68</u>	<u>990</u>	<u>21.4</u>			

LABORATORY INFORMATION

SAMPLE ID	(#) - CONTAINER	REFRIG.	PRESERV. TYPE	LABORATORY	ANALYSES
<u>MW-3</u>	<u>4 x 40m/VOA</u>		<u>HCL</u>	<u>SEQUOIA</u>	<u>TPH-Gas/BTEX/MTBE</u>
					<u>conform MMBE</u>
					<u>by EPA 826</u>

COMMENTS: _____

Fax copy of Lab Report and COC to Chevron Contact: No

Chain-of-Custody-Record

Chevron U.S.A. Inc.
P.O. BOX 5004
San Ramon, CA 94583
FAX (415)842-9591

Chevron Facility Number 9-3322
Facility Address 7225 Bancroft Ave. Oakland, CA
Consultant Project Number 6433.80
Consultant Name Gettler-Ryan
Address 6747 Sierra Ct, Ste J, Dublin 94568
Project Contact (Name) Deanna Harding
(Phone) 551-7555 (Fax Number) 551-7888

Chevron Contact (Name) MR PHIL BRIGGS
(Phone) (925) 842-9136
Laboratory Name Sequoia Analytical Service Code: ZZ02790
Laboratory Service Order # 9098256
Samples Collected by (Name) F. (D. 199)
Collection Date 6-10-98
Signature _____

Sample Number	Lab Sample Number	Number of Containers	Matrix S = Soil W = Water C = Charcoal	Type G = Grab C = Composite D = Discrete	Time	Sample Preservation	Iced (Yes or No)	Analysis To Be Performed											DO NOT BILL TB-LB ANALYSIS	Remarks
								TPH Gas + BTEX w/MTBE (8016)	TPH Diesel (8015)	Oil and Grease (5520)	Purgeable Halocarbons (8010)	Purgeable Aromatics (8020)	Purgeable Organics (8240)	Extractable Organics (8270)	Metals Cd, Cr, Pb, Zn, Ni (ICAP or AA)	MTBE by 8260				
TB-1B	1	2	W	TB	—	1X	Y	X											Confirm	
MW-2	2	3	↓	G	163	↓	↓	X											Mtbe by 8260	
MW-3	3	4	↓	↓	142	↓	↓	X											on MW-3 only	
MW-1	4	3	↓	↓	120	↓	↓	X												
9806C58																				

Relinquished By (Signature) _____	Organization G-R Inc.	Date/Time 6/10/98	Received By (Signature) <u>D. Harding</u>	Organization G-R Inc.	Date/Time 6/10/98	Turn Around Time (Circle Choice) 24 Hrs. 48 Hrs. 5 Days 10 Days <u>As Contracted</u>
Relinquished By (Signature) <u>D. Harding</u>	Organization G-R Inc.	Date/Time 6/10/98	Received By (Signature) _____	Organization Sequoia	Date/Time 6/17/98	
Relinquished By (Signature) _____	Organization Sequoia	Date/Time 6/17/98	Received For Laboratory By (Signature) _____	Organization Sequoia	Date/Time 6/17/98	



**Sequoia
Analytical**

680 Chesapeake Drive
404 N. Wiget Lane
819 Striker Avenue, Suite 8
1455 McDowell Blvd. North, Ste. D

Redwood City, CA 94063
Walnut Creek, CA 94598
Sacramento, CA 95834
Petaluma, CA 94954

(650) 364-9600
(925) 988-9600
(916) 921-9600
(707) 792-1865

FAX (650) 364-9233
FAX (925) 988-9673
FAX (916) 921-0100
FAX (707) 792-0342

RECEIVED

JUL 01 1998

GETTLER-RYAN INC
GENERAL CONTRACTORS

Gettler Ryan/Geostrategies
6747 Sierra Court Suite J
Dublin, CA 94568

Attention: Deanna Harding

Client Proj. ID: Chevron 9-3322, Oakland
Sample Descript: TB-LB
Matrix: LIQUID
Analysis Method: 8015Mod/8020
Lab Number: 9806C58-01

Sampled: 06/16/98
Received: 06/17/98
Analyzed: 06/23/98
Reported: 06/30/98

QC Batch Number: GC062398BTEX17A
Instrument ID: GCHP17

Total Purgeable Petroleum Hydrocarbons (TPPH) with BTEX and MTBE

Analyte	Detection Limit ug/L	Sample Results ug/L
TPPH as Gas	50	N.D.
Methyl t-Butyl Ether	2.5	N.D.
Benzene	0.50	N.D.
Toluene	0.50	N.D.
Ethyl Benzene	0.50	N.D.
Xylenes (Total)	0.50	N.D.
Chromatogram Pattern:		
Surrogates	Control Limits %	% Recovery
Trifluorotoluene	70 130	91

Analytes reported as N.D. were not present above the stated limit of detection.

SEQUOIA ANALYTICAL - ELAP #1210


Mike Gregory
Project Manager



Sequoia Analytical

680 Chesapeake Drive
404 N. Wiger Lane
819 Striker Avenue, Suite 8
1455 McDowell Blvd. North, Ste. D

Redwood City, CA 94063
Walnut Creek, CA 94598
Sacramento, CA 95834
Petaluma, CA 94954

(650) 364-9600
(925) 988-9600
(916) 921-9600
(707) 792-1865

FAX (650) 364-9233
FAX (925) 988-9673
FAX (916) 921-0100
FAX (707) 792-0342

Gettler Ryan/Geostrategies
6747 Sierra Court Suite J
Dublin, CA 94568

Attention: Deanna Harding

Client Proj. ID: Chevron 9-3322, Oakland
Sample Descript: MW-1
Matrix: LIQUID
Analysis Method: 8015Mod/8020
Lab Number: 9806C58-04

Sampled: 06/16/98
Received: 06/17/98

Analyzed: 06/25/98
Reported: 06/30/98


QC Batch Number: GC062598BTEX03A
Instrument ID: GCHP03

Total Purgeable Petroleum Hydrocarbons (TPPH) with BTEX and MTBE

Analyte	Detection Limit ug/L	Sample Results ug/L
TPPH as Gas	20000	96000
Methyl t-Butyl Ether	1000	1300
Benzene	200	15000
Toluene	200	12000
Ethyl Benzene	200	2600
Xylenes (Total)	200	11000
Chromatogram Pattern:		GAS
Surrogates	Control Limits %	% Recovery
Trifluorotoluene	70	130
		86

Analytes reported as N.D. were not present above the stated limit of detection.

SEQUOIA ANALYTICAL - ELAP #1210



Mike Gregory
Project Manager



Gettler Ryan/Geostrategies 6747 Sierra Court Suite J Dublin, CA 94568	Client Proj. ID: Chevron 9-3322, Oakland Sample Descript: MW-2 Matrix: LIQUID Analysis Method: 8015Mod/8020 Lab Number: 9806C58-02	Sampled: 06/16/98 Received: 06/17/98 Analyzed: 06/24/98 Reported: 06/30/98
Attention: Deanna Harding		

QC Batch Number: GC062498BTEX03A
Instrument ID: GCHP03

Total Purgeable Petroleum Hydrocarbons (TPPH) with BTEX and MTBE

Analyte	Detection Limit ug/L	Sample Results ug/L
TPPH as Gas	1000	8900
Methyl t-Butyl Ether	50	260
Benzene	10	31
Toluene	10	46
Ethyl Benzene	10	310
Xylenes (Total)	10	1100
Chromatogram Pattern:		Gas

Surrogates	Control Limits %	% Recovery
Trifluorotoluene	70 130	85

Analytes reported as N.D. were not present above the stated limit of detection.

SEQUOIA ANALYTICAL - ELAP #1210


Mike Gregory
Project Manager



Gettler Ryan/Geostrategies 6747 Sierra Court Suite J Dublin, CA 94568	Client Proj. ID: Chevron 9-3322, Oakland Sample Descript: MW-3 Matrix: LIQUID Analysis Method: 8015Mod/8020 Lab Number: 9806C58-03	Sampled: 06/16/98 Received: 06/17/98 Analyzed: 06/24/98 Reported: 06/30/98
Attention: Deanna Harding		

QC Batch Number: GC062498BTEX03A
Instrument ID: GCHP03

Total Purgeable Petroleum Hydrocarbons (TPPH) with BTEX and MTBE

Analyte	Detection Limit ug/L	Sample Results ug/L
TPPH as Gas	5000	38000
Methyl t-Butyl Ether	250	6300
Benzene	50	5600
Toluene	50	1400
Ethyl Benzene	50	1200
Xylenes (Total)	50	4700
Chromatogram Pattern:		Gas
Surrogates	Control Limits %	% Recovery
Trifluorotoluene	70 130	93

Analytes reported as N.D. were not present above the stated limit of detection.

SEQUOIA ANALYTICAL - ELAP #1210


Mike Gregory
Project Manager



Gettler Ryan/Geostrategies 6747 Sierra Court Suite J Dublin, CA 94568	Client Proj. ID: Chevron 9-3322, Oakland Sample Descript: MW-3 Matrix: LIQUID Analysis Method: EPA 8260 Lab Number: 9806C58-03	Sampled: 06/16/98 Received: 06/17/98 Analyzed: 06/26/98 Reported: 06/30/98
Attention: Deanna Harding		

QC Batch Number: MS062498MTBEF2A
Instrument ID: F2

Methyl t-Butyl Ether (MTBE)

Analyte	Detection Limit ug/L	Sample Results ug/L
Methyl t-Butyl Ether	100	4600
Surrogates	Control Limits %	% Recovery
1,2-Dichloroethane-d4	76 114	103

Analytes reported as N.D. were not present above the stated limit of detection.

SEQUOIA ANALYTICAL - ELAP #1210



Mike Gregory
Project Manager



**Sequoia
Analytical**

680 Chesapeake Drive
404 N. Wiget Lane
819 Striker Avenue, Suite 8
1455 McDowell Blvd. North, Ste. D

Redwood City, CA 94063
Walnut Creek, CA 94598
Sacramento, CA 95834
Petaluma, CA 94954

(650) 364-9600
(925) 988-9600
(916) 921-9600
(707) 792-1865

FAX (650) 364-9233
FAX (925) 988-9673
FAX (916) 921-0100
FAX (707) 792-0342

Gettler Ryan/Geostrategies
6747 Sierra Court Suite J
Dublin, CA 94568
Attention: Deanna Harding

Client Proj. ID: Chevron 9-3322, Oakland
Lab Proj. ID: 9806C58

Received: 06/17/98

Reported: 06/30/98

LABORATORY NARRATIVE

In order to properly interpret this report, it must be reproduced in its entirety. This report contains a total of 10 pages including the laboratory narrative, sample results, quality control, and related documents as required (cover page, COC, raw data, etc.).

TPH-Gas/BTEX Note:

Sample 9806C58-02 was diluted 20-fold.
Sample 9806C58-03 was diluted 100-fold.
Sample 9806C58-04 was diluted 400-fold.

MTBE (8260) Note:

Sample 9806C58-03 was diluted 50-fold.

SEQUOIA ANALYTICAL


Mike Gregory
Project Manager



**Sequoia
Analytical**

680 Chesapeake Drive
404 N. Wiget Lane
819 Striker Avenue, Suite 8
1455 McDowell Blvd. North, Ste. D

Redwood City, CA 94063
Walnut Creek, CA 94598
Sacramento, CA 95834
Petaluma, CA 94954

(650) 364-9600
(925) 988-9600
(916) 921-9600
(707) 792-1865

FAX (650) 364-9233
FAX (925) 988-9673
FAX (916) 921-0100
FAX (707) 792-0342

Gettler Ryan/Geostrategies
6747 Sierra Court, Suite J
Dublin, CA 94568
Attention: Deanna Harding

Client Project ID: Chevron 9-3322, Oakland

QC Sample Group: 9806C58-02,03

Reported: Jun 30, 1998

QUALITY CONTROL DATA REPORT

Matrix: Liquid
Method: EPA 8015
Analyst: N. HERRERA

ANALYTE Gasoline

QC Batch #: GC062498BTEX03A

Sample No.: GW9806C39-4

Date Prepared: 6/24/98

Date Analyzed: 6/24/98

Instrument I.D.#: GCHP03

Sample Conc., ug/L: N.D.

Conc. Spiked, ug/L: 250

Matrix Spike, ug/L: 220

% Recovery: 86

Matrix

Spike Duplicate, ug/L: 240

% Recovery: 96

Relative % Difference: 11

RPD Control Limits: 0-25

LCS Batch#: GWBLK062498ABS

Date Prepared: 6/24/98

Date Analyzed: 6/24/98

Instrument I.D.#: GCHP03

Conc. Spiked, ug/L: 250

LCS Recovery, ug/L: 220

LCS % Recovery: 90

Percent Recovery Control Limits:

MS/MSD 60-140

LCS 70-130

Quality Assurance Statement: All standard operating procedures and quality control requirements have been met.

Please Note:

The LCS is a control sample of known, interferent free matrix that is analyzed using the same reagents, preparation, and analytical methods employed for the samples. The matrix spike is an aliquot of sample fortified with known quantities of specific compounds and subjected to the entire analytical procedure. If the recovery of analytes from the matrix spike does not fall within specified control limits due to matrix interference, the LCS recovery is to be used to validate the batch.

SEQUOIA ANALYTICAL

Mike Gregory
Project Manager



Sequoia Analytical

680 Chesapeake Drive
404 N. Wiger Lane
819 Striker Avenue, Suite 8
1455 McDowell Blvd, North, Ste. D

Redwood City, CA 94063
Walnut Creek, CA 94598
Sacramento, CA 95834
Petaluma, CA 94954

(650) 364-9600
(925) 988-9600
(916) 921-9600
(707) 792-1865

FAX (650) 364-9233
FAX (925) 988-9673
FAX (916) 921-0100
FAX (707) 792-0342

Gettler Ryan/Geostrategies
6747 Sierra Court, Suite J
Dublin, CA 94568
Attention: Deanna Harding

Client Project ID: Chevron 9-3322, Oakland

QC Sample Group: 9806C58-04

Reported: Jun 30, 1998

QUALITY CONTROL DATA REPORT

Matrix: Liquid
Method: EPA 8020
Analyst: N. HERRERA

ANALYTE Benzene Toluene Ethylbenzene Xylenes

QC Batch #: GC062598BTEX03A

Sample No.: GW9806E82-2

Date Prepared:	6/25/98	6/25/98	6/25/98	6/25/98
Date Analyzed:	6/25/98	6/25/98	6/25/98	6/25/98
Instrument I.D.#:	GCHP03	GCHP03	GCHP03	GCHP03
Sample Conc., ug/L:	26	N.D.	N.D.	N.D.
Conc. Spiked, ug/L:	10	10	10	30
Matrix Spike, ug/L:	39	9.1	9.5	30
% Recovery:	130	91	95	100
Matrix Spike Duplicate, ug/L:	40	9.4	9.8	30
% Recovery:	140	94	98	100
Relative % Difference:	7.4	3.2	3.1	0.0
RPD Control Limits:	0-25	0-25	0-25	0-25

LCS Batch#: GWBLK062598ABS

Date Prepared:	6/25/98	6/25/98	6/25/98	6/25/98
Date Analyzed:	6/25/98	6/25/98	6/25/98	6/25/98
Instrument I.D.#:	GCHP03	GCHP03	GCHP03	GCHP03
Conc. Spiked, ug/L:	10	10	10	30
LCS Recovery, ug/L:	7.7	8.0	8.6	26
LCS % Recovery:	77	80	86	87

Percent Recovery Control Limits:

MS/MSD	60-140	60-140	60-140	60-140
LCS	70-130	70-130	70-130	70-130

Quality Assurance Statement: All standard operating procedures and quality control requirements have been met.

SEQUOIA ANALYTICAL

Mike Gregory
Project Manager

Please Note:

The LCS is a control sample of known, interferent free matrix that is analyzed using the same reagents, preparation, and analytical methods employed for the samples. The matrix spike is an aliquot of sample fortified with known quantities of specific compounds and subjected to the entire analytical procedure. If the recovery of analytes from the matrix spike does not fall within specified control limits due to matrix interference, the LCS recovery is to be used to validate the batch.



Sequoia Analytical

680 Chesapeake Drive
404 N. Wiget Lane
819 Striker Avenue, Suite 8
1455 McDowell Blvd. North, Ste. D

Redwood City, CA 94063
Walnut Creek, CA 94598
Sacramento, CA 95834
Petaluma, CA 94954

(650) 364-9600
(925) 988-9600
(916) 921-9600
(707) 792-1865

FAX (650) 364-9233
FAX (925) 988-9673
FAX (916) 921-0100
FAX (707) 792-0342

Gettler Ryan/Geostrategies
6747 Sierra Court, Suite J
Dublin, CA 94568
Attention: Deanna Harding

Client Project ID: Chevron 9-3322, Oakland

QC Sample Group: 9806C58-01

Reported: Jun 30, 1998

QUALITY CONTROL DATA REPORT

Matrix: Liquid
Method: EPA 8020
Analyst:

ANALYTE	Benzene	Toluene	Ethylbenzene	Xylenes
---------	---------	---------	--------------	---------

QC Batch #: GC062398BTEX17A

Sample No.: GW9806C39-2

Date Prepared:	6/23/98	6/23/98	6/23/98	6/23/98
Date Analyzed:	6/23/98	6/23/98	6/23/98	6/23/98
Instrument I.D.#:	GCHP17	GCHP17	GCHP17	GCHP17
Sample Conc., ug/L:	N.D.	N.D.	N.D.	N.D.
Conc. Spiked, ug/L:	10	10	10	30
Matrix Spike, ug/L:	8.9	8.6	9.0	27
% Recovery:	89	86	90	90
Matrix Spike Duplicate, ug/L:	8.7	8.4	9.7	26
% Recovery:	87	84	97	87
Relative % Difference:	2.3	2.4	7.5	3.4
RPD Control Limits:	0-25	0-25	0-25	0-25

LCS Batch#: GWBLK062398ABS

Date Prepared:	6/23/98	6/23/98	6/23/98	6/23/98
Date Analyzed:	6/23/98	6/23/98	6/23/98	6/23/98
Instrument I.D.#:	GCHP17	GCHP17	GCHP17	GCHP17
Conc. Spiked, ug/L:	10	10	10	30
LCS Recovery, ug/L:	8.6	8.4	10	25
LCS % Recovery:	86	84	100	83

Percent Recovery Control Limits:

MS/MSD	60-140	60-140	80-140	60-140
LCS	70-130	70-130	70-130	70-130

Quality Assurance Statement: All standard operating procedures and quality control requirements have been met.

Please Note:

The LCS is a control sample of known, interferent free matrix that is analyzed using the same reagents, preparation, and analytical methods employed for the samples. The matrix spike is an aliquot of sample fortified with known quantities of specific compounds and subjected to the entire analytical procedure. If the recovery of analytes from the matrix spike does not fall within specified control limits due to matrix interference, the LCS recovery is to be used to validate the batch.

SEQUOIA ANALYTICAL

Miles Gregory
Project Manager

WELL MONITORING/SAMPLING FIELD DATA SHEET

Chevron Facility # 9-3322 Job#: 6433.80
 Address: 7225 Bancroft Ave. Date: 2-29-98
 City: Oakland, CA Sampler: F. Cline

Well ID MW-4 Well Condition: okay
 Well Diameter 2 in. Hydrocarbon ✓ Amount Bailed ✓
 Total Depth 365 ft. Thickness: _____ in. (product/water): _____ (gal.)
 Depth to Water 17.82 ft.

V _{0.17} Factor (VF)	2"	6"	3"	12"	= 0.17	= 1.50
----------------------------------	----	----	----	-----	--------	--------

= 0.38

18.68 X VF 0.17 = 3.2 X 3 (case volume) = Estimated Purge Volume: 9.6 (gal.)

Purge Equipment: Disposable Bailer
 Bailer
 Stack
Suction
 Grundfos
 Other: _____

Sampling Equipment: Disposable Bailer
 Bailer
 Pressure Bailer
 Grab Sample
 Other: _____

Starting Time: 12:29 Weather Conditions: cloudy cool
 Sampling Time: 12:27 Water Color: clear Odor: Mild
 Purging Flow Rate: 1.6 gpm Sediment Description: None
 Did well de-water? _____ If yes; Time: _____ Volume: _____ (gal.)

Time	Volume "	pH	Conductivity μmhos/cm	Temperature -	D.O.	ORP	Alkalinity
<u>1221</u>	<u>3.2</u>	<u>6.51</u>	<u>1212</u>	<u>20.9</u>	_____	_____	_____
<u>1223</u>	<u>6.4</u>	<u>6.48</u>	<u>1233</u>	<u>20.6</u>	_____	_____	_____
<u>1225</u>	<u>9.6</u>	<u>6.43</u>	<u>1260</u>	<u>20.5</u>	_____	_____	_____
<u>1227</u>	<u>10.0</u>	<u>6.44</u>	<u>1255</u>	<u>20.6</u>	_____	_____	_____

LABORATORY INFORMATION

SAMPLE ID	(#) - CONTAINER	REFRIG.	PRESERV. TYPE	LABORATORY	ANALYSES
<u>MW-1</u>	<u>3 x 40m/VOA</u>	_____	<u>HCL</u>	<u>SEQUOIA</u>	<u>TPH-Gas/BTEX/MTBE</u>

COMMENTS: _____

WELL MONITORING/SAMPLING FIELD DATA SHEET

Chevron Facility # 9-3322 Job#: 6433.80
 Address: 7225 Bancroft Ave. Date: 7-29-9E
 City: Oakland, CA Sampler: F. Cline

Well ID MW-2 Well Condition: okay
 Well Diameter 2 in. Hydrocarbon Amount Bailed
 Total Depth 31.5 ft. Thickness: _____ in. (product/water): _____ (gal.)
 Depth to Water 11.67 ft.

V _{0.1} ¹	2"	3"	12"	= 0.17	
Factor (VF)	6"			= 1.50	= 0.38

19.83 X VF 0.17 = 3.4 X 3 (case volume) = Estimated Purge Volume: 10.1 (gal.)

Purge Equipment: Disposable Bailer
 Bailer
 Stack
 Suction
 Grundfos
 Other: _____

Sampling Equipment: Disposable Bailer
 Bailer
 Pressure Bailer
 Grab Sample
 Other: _____

Starting Time: 11:39 Weather Conditions: cloudy cool
 Sampling Time: 1147 Water Color: clear Odor: Mild
 Purging Flow Rate: 1.8 gpm. Sediment Description: New clear
 Did well de-water? No If yes; Time: _____ Volume: _____ (gal.)

Time	Volume cc	pH	Conductivity µmhos/cm	Temperature	D.O.	ORP	Alkalinity
<u>1141</u>	<u>3.6</u>	<u>6.41</u>	<u>462</u>	<u>21.0</u>			
<u>1143</u>	<u>7.2</u>	<u>6.40</u>	<u>457</u>	<u>20.9</u>			
<u>1145</u>	<u>10.8</u>	<u>6.38</u>	<u>461</u>	<u>20.9</u>			
<u>1147</u>	<u>11.0</u>	<u>6.39</u>	<u>460</u>	<u>21.0</u>			

LABORATORY INFORMATION

SAMPLE ID	(#) - CONTAINER	REFRIG.	PRESERV. TYPE	LABORATORY	ANALYSES
<u>MW-2</u>	<u>3 x 40m/VOA</u>	<u>Y</u>	<u>HCL</u>	<u>SEQUOIA</u>	<u>TPH-Gas/BTEX/MTBE</u>

COMMENTS: _____

**WELL MONITORING/SAMPLING
FIELD DATA SHEET**

Chevron Facility # 9-3322 Job#: 6433.80

Address: 7225 Bancroft Ave. Date: 7-29-98

City: Oakland, CA Sampler: E. Cline

Well ID MW-3 Well Condition: dry

Well Diameter 2 in. Hydrocarbon Amount Bailed

Total Depth 34.5 ft. Thickness: _____ in. (product/water): _____ (gal.)

Depth to Water 17.37 ft.

Vo ^{VI}	2"	3"	12"	= 0.17	= 0.38
Factor (VF)		6"		= 1.50	

17.13 x VF 0.17 = 2.9 x 3 (case volume) = Estimated Purge Volume: 8.7 (gal.)

Purge Equipment: Disposable Bailer
Bailer
Stack
Suction
Grundfos
Other: _____

Sampling Equipment: Disposable Bailer
Bailer
Pressure Bailer
Grab Sample
Other: _____

Starting Time: 1201
Sampling Time: 1209
Purging Flow Rate: 15 gpm
Did well de-water? NO

Weather Conditions: clear cloudy cool
Water Color: clear Odor: NO
Sediment Description: Nil
If yes; Time: _____ Volume: _____ (gal.)

Time	Volume "	pH	Conductivity μ mhos/cm	Temperature	D.O.	ORP	Alkalinity
1203	3	6.39	1040	20.9			
1205	6	6.42	1008	20.8			
1207	9	6.44	1006	20.7			
1209	10	6.43	1010	20.8			

LABORATORY INFORMATION

SAMPLE ID	(#) - CONTAINER	REFRIG.	PRESERV. TYPE	LABORATORY	ANALYSES
<u>MW-3</u>	<u>3 x 40m/VOA</u>	<u>Y</u>	<u>HCL</u>	<u>SEQUOIA</u>	<u>TPH-Gas/BTEX/MTBE</u>

COMMENTS: _____

Chevron Facility Number 9-3322
 Facility Address 7225 Bancroft Ave, Oakland, CA
 Consultant Project Number 6433.80
 Consultant Name Gettler-Ryan
 Address 6747 Sierra Ct, Ste J, Dublin 94568
 Project Contact (Name) Deanna Harding
 (Phone) 551-7555 (Fax Number) 551-7888

Chevron Contact (Name) MR PHIL BRIGGS
 (Phone) (925) 842-9136
 Laboratory Name Sequoia Analytical Service Code: ZZ02790
 Laboratory Service Order # 9098256
 Samples Collected by (Name) PiChm
 Collection Date 7-29-98
 Signature [Signature]

8 21 02 5

Sample Number	Lab Sample Number	Number of Containers	Matrix S = Soil W = Water A = Air C = Charcoal	Type G = Grab C = Composite D = Discrete	Time	Sample Preservation	Iced (Yes or No)	Analyses To Be Performed											Remarks					
								TPH Gas + BTEX w/MTBE (8016)	TPH Diesel (8015)	Oil and Grease (5520)	Purgeable Halocarbons (8010)	Purgeable Aromatics (8020)	Purgeable Organics (8240)	Extractable Organics (8270)	Metals Cd, Cr, Pb, Zn, Ni (ICAP or AA)									
7B-13	1	2	W	TB	-	HCL	Y	X																
MW-2	2	3		G	11:11			X																
MW-3	3	3			12:09			X																
MW-1	4	3			12:37			X																

9807463

DO NOT BILL TB-LB ANALYSIS

Relinquished By (Signature) <u>[Signature]</u>	Organization <u>G-R Inc.</u>	Date/Time <u>7-30-98/1800</u>	Received By (Signature) <u>D. Harding</u>	Organization <u>G-R Inc.</u>	Date/Time <u>7/30/98</u>
Relinquished By (Signature) <u>D. Harding</u>	Organization <u>G-R Inc.</u>	Date/Time <u>7/30/98</u>	Received By (Signature) <u>[Signature]</u>	Organization <u>Sequoia</u>	Date/Time <u>7/30/98 11:40</u>
Relinquished By (Signature) <u>[Signature]</u>	Organization <u>Sequoia</u>	Date/Time <u>7/30/98</u>	Received For Laboratory By (Signature) <u>[Signature]</u>		Date/Time <u>7/30/98 12:23</u>

Turn Around Time (Circle Choice)

24 Hrs.
 48 Hrs.
 5 Days
 10 Days
As Contracted



**Sequoia
Analytical**

680 Chesapeake Drive
404 N. Wiger Lane
819 Striker Avenue, Suite 8
1455 McDowell Blvd., North, Ste. D

Redwood City, CA 94063 (650) 364-9600
Walnut Creek, CA 94598 (925) 988-9600
Sacramento, CA 95834 (916) 921-9600
Petaluma, CA 94954 (707) 792-1865

FAX (650) 364-9233
FAX (925) 988-9673
FAX (916) 921-0100
FAX (707) 792-0342

RECEIVED

AUG 17 1998

Gettler Ryan/Geostrategies 6747 Sierra Court Suite J Dublin, CA 94568	Client Proj. ID: Chevron 9-3322 Oakland Sample Descript: TB-LB Matrix: LIQUID Analysis Method: 8015Mod/8020 Lab Number: 9807H63-01	Sampled: 07/29/98 Received: 07/30/98 Analyzed: 08/06/98 Reported: 08/12/98
---	--	---


QC Batch Number: GC080698BTEX02A
Instrument ID: GCHP02

Total Purgeable Petroleum Hydrocarbons (TPPH) with BTEX and MTBE

Analyte	Detection Limit ug/L	Sample Results ug/L
TPPH as Gas	50	N.D.
Methyl t-Butyl Ether	2.5	N.D.
Benzene	0.50	N.D.
Toluene	0.50	N.D.
Ethyl Benzene	0.50	N.D.
Xylenes (Total)	0.50	N.D.
Chromatogram Pattern:		
Surrogates	Control Limits %	% Recovery
Trifluorotoluene	70 130	94

Analytes reported as N.D. were not present above the stated limit of detection.

SEQUOIA ANALYTICAL - ELAP #1210


Mike Gregory
Project Manager




Gettler Ryan/Geostrategies 6747 Sierra Court Suite J Dublin, CA 94568 Attention: Deanna Harding	Client Proj. ID: Chevron 9-3322, Oakland Sample Descript: MW-1 Matrix: LIQUID Analysis Method: 8015Mod/8020 Lab Number: 9807H63-04	Sampled: 07/29/98 Received: 07/30/98 Analyzed: 08/04/98 Reported: 08/12/98
--	--	---

Total Purgeable Petroleum Hydrocarbons (TPPH) with BTEX and MTBE

Analyte	Detection Limit ug/L	Sample Results ug/L
TPPH as Gas	50000	370000
Methyl t-Butyl Ether	2500	N.D.
Benzene	500	19000
Toluene	500	14000
Ethyl Benzene	500	5800
Xylenes (Total)	500	15000
Chromatogram Pattern:		GAS
Surrogates	Control Limits %	% Recovery
Trifluorotoluene	70 130	90

Analytes reported as N.D. were not present above the stated limit of detection.

SEQUOIA ANALYTICAL - ELAP #1849



Mike Gregory
Project Manager



Gettler Ryan/Geostrategies
6747 Sierra Court Suite J
Dublin, CA 94568

Attention: Deanna Harding

Client Proj. ID: Chevron 9-3322, Oakland
Sample Descript: MW-2
Matrix: LIQUID
Analysis Method: 8015Mod/8020
Lab Number: 9807H63-02


Sampled: 07/29/98
Received: 07/30/98
Analyzed: 08/04/98
Reported: 08/12/98

Total Purgeable Petroleum Hydrocarbons (TPPH) with BTEX and MTBE

Analyte	Detection Limit ug/L	Sample Results ug/L
TPPH as Gas	500	7600
Methyl t-Butyl Ether	25	82
Benzene	5.0	15
Toluene	5.0	21
Ethyl Benzene	5.0	150
Xylenes (Total)	5.0	480
Chromatogram Pattern:		GAS
Surrogates	Control Limits %	% Recovery
Trifluorotoluene	70 130	87

Analytes reported as N.D. were not present above the stated limit of detection.

SEQUOIA ANALYTICAL - ELAP #1849



Mike Gregory
Project Manager




Gettler Ryan/Geostrategies 6747 Sierra Court Suite J Dublin, CA 94568	Client Proj. ID: Chevron 9-3322, Oakland Sample Descript: MW-3 Matrix: LIQUID Analysis Method: 8015Mod/8020 Lab Number: 9807H63-03	Sampled: 07/29/98 Received: 07/30/98 Analyzed: 08/04/98 Reported: 08/12/98
Attention: Deanna Harding		

Total Purgeable Petroleum Hydrocarbons (TPPH) with BTEX and MTBE

Analyte	Detection Limit ug/L	Sample Results ug/L
TPPH as Gas	5000	58000
Methyl t-Butyl Ether	250	4100
Benzene	50	4100
Toluene	50	700
Ethyl Benzene	50	1300
Xylenes (Total)	50	4200
Chromatogram Pattern:		GAS
Surrogates	Control Limits %	% Recovery
Trifluorotoluene	70 130	93

Analytes reported as N.D. were not present above the stated limit of detection.

SEQUOIA ANALYTICAL - ELAP #1849



Mike Gregory
Project Manager



**Sequoia
Analytical**

680 Chesapeake Drive
404 N. Wiget Lane
819 Striker Avenue, Suite 8
1455 McDowell Blvd. North, Ste. D

Redwood City, CA 94063
Walnut Creek, CA 94598
Sacramento, CA 95834
Petaluma, CA 94954

(650) 364-9600
(925) 988-9600
(916) 921-9600
(707) 792-1865

FAX (650) 364-9233
FAX (925) 988-9673
FAX (916) 921-0100
FAX (707) 792-0342

Gettler Ryan/Geostrategies 6747 Sierra Court Suite J Dublin, CA 94568 Attention: Deanna Harding	Client Proj. ID: Chevron 9-3322, Oakland Lab Proj. ID: 9807H63	Received: 07/30/98 Reported: 08/12/98
--	---	--


LABORATORY NARRATIVE

In order to properly interpret this report, it must be reproduced in its entirety. This report contains a total of 8 pages including the laboratory narrative, sample results, quality control, and related documents as required (cover page, COC, raw data, etc.).

TPH-GAS/BTEX:

- Sample 9807H63-02 was diluted 10-fold.
- Sample 9807H63-03 was diluted 100-fold.
- Sample 9807H63-04 was diluted 1000-fold.

SEQUOIA ANALYTICAL



Mike Gregory
Project Manager



Gettler Ryan/Geostrategies
6747 Sierra Court, Suite J
Dublin, CA 94568
Attention: Deanna Harding

Client Project ID: Chevron 9-3322, Oakland

QC Sample Group: 9807H63-01

Reported: Aug 12, 1998

QUALITY CONTROL DATA REPORT

Matrix: Liquid
Method: EPA 8015
Analyst: N. Herrera

ANALYTE Gasoline

QC Batch #: GC080698BTEX02A

Sample No.: GW9807E98-3

Date Prepared: 8/6/98

Date Analyzed: 8/6/98

Instrument I.D.#: GCHP02

Sample Conc., ug/L: N.D.

Conc. Spiked, ug/L: 250

Matrix Spike, ug/L: 220

% Recovery: 86

Matrix

Spike Duplicate, ug/L: 210

% Recovery: 85

Relative % Difference: 1.2

RPD Control Limits: 0-25

LCS Batch#: GWLCS080698A

Date Prepared: 8/6/98

Date Analyzed: 8/6/98

Instrument I.D.#: GCHP02

Conc. Spiked, ug/L: 250

LCS Recovery, ug/L: 210

LCS % Recovery: 85

Percent Recovery Control Limits:

MS/MSD 60-140

LCS 70-130

Quality Assurance Statement: All standard operating procedures and quality control requirements have been met.

SEQUOIA ANALYTICAL

Mike Gregory
Project Manager

Please Note:

The LCS is a control sample of known, interferent free matrix that is analyzed using the same reagents, preparation, and analytical methods employed for the samples. The matrix spike is an aliquot of sample fortified with known quantities of specific compounds and subjected to the entire analytical procedure. If the recovery of analytes from the matrix spike does not fall within specified control limits due to matrix interference, the LCS recovery is to be used to validate the batch.



Gettler Ryan/Geostrategies
6747 Sierra Court, Ste J
Dublin, CA 94568
Attention: Deanna Harding

Client Project ID: Chevron 9-3322, Oakland
Matrix: Liquid

Work Order #: 9807H63 -02-04

Reported: Aug 12, 1998

QUALITY CONTROL DATA REPORT

Analyte:	Benzene	Toluene	Ethyl Benzene	Xylenes
QC Batch#:	08V8035	08V8035	08V8035	08V8035
Analy. Method:	EPA 8020	EPA 8020	EPA 8020	EPA 8020
Prep. Method:	EPA 5030	EPA 5030	EPA 5030	EPA 5030
Analyst:	L. Hall	L. Hall	L. Hall	L. Hall
LCS/LCSD #:	LCS080498	LCS080498	LCS080498	LCS080498
Sample Conc.:	N.D.	N.D.	N.D.	N.D.
Prepared Date:	8/4/98	8/4/98	8/4/98	8/4/98
Analyzed Date:	8/4/98	8/4/98	8/4/98	8/4/98
Instrument I.D.#:	-	-	-	-
Conc. Spiked:	20 µg/L	20 µg/L	20 µg/L	20 µg/L
Result:	19	19	19	20
LCS % Recovery:	95	95	95	100
Dup. Result:	19	19	19	20
LCSD % Recov.:	95	95	95	100
RPD:	0.0	0.0	0.0	0.0
RPD Limit:	0-25	0-25	0-25	0-25

MS/MSD LCS Control Limits	80-120	80-120	80-120	80-120

SEQUOIA ANALYTICAL
Elap #1849

[Signature]
Mike Gregory
Project Manager

Please Note:

The LCS is a control sample of known, interferent-free matrix that is analyzed using the same reagents, preparation, and analytical methods employed for the samples. The matrix spike is an aliquot of sample fortified with known quantities of specific compounds and subjected to the entire analytical procedure. If the recovery of analytes from the matrix spike does not fall within specified control limits due to matrix interference, the LCS recovery is to be used to validate the batch.

** MS=Matrix Spike, MSD=MS Duplicate, RPD=Relative % Difference

9807H63.GET <1>

WELL MONITORING/SAMPLING FIELD DATA SHEET

Chevron Facility # 9-3322 Job#: 6433.80
 Address: 7225 Bancroft Ave. Date: 8-13-98
 City: Oakland, CA Sampler: E. Cline

Well ID MW-1 Well Condition: dry
 Well Diameter 2 in. Hydrocarbon Amount Bailed 0
 Thickness: 0 in. (product/water): _____ (gal.)
 Total Depth 36.50 ft.
 Depth to Water 18.40 ft.

V _{0.1} ¹	2"	3"	12"	= 0.17	
Factor (VF)	6"			= 1.50	= 0.38

18.10 x VF 0.17 = 3 X 3 (case volume) = Estimated Purge Volume: 9.23 (gal.)

Purge Equipment: Disposable Bailer
 Bailer
 Stack
 Suction
 Grundfos
 Other: _____

Sampling Equipment: Disposable Bailer
 Bailer
 Pressure Bailer
 Grab Sample
 Other: _____

Starting Time: 8:39
 Sampling Time: 8:47
 Purging Flow Rate: 1.5 gpm.
 Did well de-water? Nil

Weather Conditions: Clear Warm
 Water Color: Clear Odor: None
 Sediment Description: None
 If yes; Time: _____ Volume: _____ (gal.)

Time	Volume "	pH	Conductivity µmhos/cm	Temperature	D.O.	ORP	Alkalinity
<u>8:41</u>	<u>3</u>	<u>7.04</u>	<u>1236</u>	<u>20.0</u>			
<u>8:43</u>	<u>6</u>	<u>7.05</u>	<u>1276</u>	<u>20.0</u>			
<u>8:45</u>	<u>9</u>	<u>7.05</u>	<u>1278</u>	<u>20.0</u>			
<u>8:47</u>	<u>10</u>	<u>7.09</u>	<u>1280</u>	<u>20.0</u>			

LABORATORY INFORMATION

SAMPLE ID	(#) - CONTAINER	REFRIG.	PRESERV. TYPE	LABORATORY	ANALYSES
<u>MW-1</u>	<u>3 x 40m/VOA</u>	<u>Y</u>	<u>HCL</u>	<u>SEQUOIA</u>	<u>TPH-Gas/BTEX/MTBE</u>

COMMENTS: _____

WELL MONITORING/SAMPLING FIELD DATA SHEET

Chevron Facility # 9-3322 Job#: 6433.80
 Address: 7225 Bancroft Ave. Date: 8-13-9E
 City: Oakland, CA Sampler: F. Cline

Well ID MW-2 Well Condition: dry
 Well Diameter 2 in. Hydrocarbon 0 Amount Bailed 0
 Total Depth 31.5 ft. Thickness: _____ in. (product/water): _____ (gal.)
 Depth to Water 12.41 ft.

Vol Factor (VF)	2"	3"	12"	= 40.17
	6"			= 1.50

= 0.38

19.02 x VF 0.17 = 3.2 X 3 (case volume) = Estimated Purge Volume: 9.7 (gal.)

Purge Equipment: Disposable Bailer
 Bailer
Stack
 Suction
 Grundfos
 Other: _____

Sampling Equipment: Disposable Bailer
 Bailer
 Pressure Bailer
 Grab Sample
 Other: _____

Starting Time: 8:09 Weather Conditions: clear-warm
 Sampling Time: 8:17 Water Color: clear Odor: na
 Purging Flow Rate: 1.6 gpm Sediment Description: na
 Did well de-water? no If yes; Time: _____ Volume: _____ (gal.)

Time	Volume cc	pH	Conductivity μ hos/cm	Temperature	D.O.	ORP	Alkalinity
<u>8:11</u>	<u>3.2</u>	<u>7.39</u>	<u>478</u>	<u>21.3</u>			
<u>8:13</u>	<u>6.4</u>	<u>7.14</u>	<u>476</u>	<u>21.1</u>			
<u>8:15</u>	<u>9.6</u>	<u>7.17</u>	<u>478</u>	<u>21.1</u>			
<u>8:17</u>	<u>10.5</u>	<u>7.16</u>	<u>475</u>	<u>21.1</u>			

LABORATORY INFORMATION

SAMPLE ID	(#) - CONTAINER	REFRIG.	PRESERV. TYPE	LABORATORY	ANALYSES
<u>MW-L</u>	<u>3 x 40m/VOA</u>	<u>Y</u>	<u>HCL</u>	<u>SEQUOIA</u>	<u>TPH-Gas/BTEX/MTBE</u>

COMMENTS: _____

WELL MONITORING/SAMPLING FIELD DATA SHEET

Chevron Facility # 9-3322 Job#: 6433.80
 Address: 7225 Bancroft Ave. Date: 8-13-9E
 City: Oakland, CA Sampler: F. Cline

Well ID MW-3 Well Condition: OK
 Well Diameter 2 in. Hydrocarbon Thickness: 0 in. Amount Bailed 0 (gal.)
 Total Depth 34.5 ft. = 0.38
 Depth to Water 19.22 ft.

V _{0.1} ¹¹	2"	3"	12"	= 40.17
Factor (VF)	6"			= 1.50

16.28 X VF 0.17 = 2.8 X 3 (case volume) = Estimated Purge Volume: 8.3 (gal.)

Purge Equipment: Stack Disposable Bailer Stack Suction Grundfos Other: _____
 Sampling Equipment: Disposable Bailer Bailer Pressure Bailer Grab Sample Other: _____

Starting Time: 8:23 Weather Conditions: clear warm
 Sampling Time: 8:31 Water Color: clear Odor: Mild
 Purging Flow Rate: 1.5 gpm. Sediment Description: clear
 Did well de-water? NO If yes: Time: _____ Volume: _____ (gal.)

Time	Volume cc	pH	Conductivity µmhos/cm	Temperature	D.O.	ORP	Alkalinity
<u>8:25</u>	<u>153</u>	<u>6.98</u>	<u>901</u>	<u>20.3</u>			
<u>8:27</u>	<u>306</u>	<u>6.97</u>	<u>976</u>	<u>20.2</u>			
<u>8:29</u>	<u>459</u>	<u>6.97</u>	<u>963</u>	<u>20.2</u>			
<u>8:31</u>	<u>612</u>	<u>6.98</u>	<u>965</u>	<u>20.1</u>			

LABORATORY INFORMATION

SAMPLE ID	(#) - CONTAINER	REFRIG.	PRESERV. TYPE	LABORATORY	ANALYSES
<u>MW-3</u>	<u>3 x 40m/VOA</u>	<u>Y</u>	<u>HCL</u>	<u>SEQUOIA</u>	<u>TPH-Gas/BTEX/MTBE</u>

COMMENTS: _____

Chevron U.S.A. Inc. P.O. BOX 5004 San Ramon, CA 94583 FAX (415)842-9591	Chevron Facility Number <u>9-3322</u> Facility Address <u>7225 Bancroft Ave. Oakland, CA</u> Consultant Project Number <u>6433.80</u>	Chevron Contact (Name) <u>MR PHIL BRIGGS</u> (Phone) <u>(925) 842-9136</u>
	Consultant Name <u>Gettler-Ryan</u> Address <u>6747 Sierra Ct, Ste J, Dublin 94568</u>	Laboratory Name <u>Sequoia Analytical</u> Service Code: <u>Z202790</u>
	Project Contact (Name) <u>Deanna Harding</u> (Phone) <u>551-7555</u> (Fax Number) <u>551-7888</u>	Laboratory Service Order # <u>9098256</u> Samples Collected by (Name) <u>F. Clive</u>
		Collection Date <u>8-13-98</u> Signature <u>[Signature]</u>

9808967

DO NOT BILL
TB-LB ANALYSIS

Sample Number	Lab Sample Number	Number of Containers	Matrix S = Soil W = Water A = Air C = Charcoal	Type C = Grab D = Composite D = Discrete	Time	Sample Preservation	Load (Yes or No)	Analyses To Be Performed											Remarks						
								TPH Gas + BTEX w/MTE (8018)	TPH Diesel (8015)	Oil and Grease (5520)	Purgeable Halocarbons (8010)	Purgeable Aromatics (8020)	Purgeable Organics (8240)	Extractable Organics (8270)	Metals Cd, Cr, Pb, Zn, Ni (ICAP or AA)										
TB-43	01	2	W	TB	-	IKC	Y	X																	
MW-2	02	3	↓	G	8/1	↓	↓	X																	
MW-3	03	3	↓	↓	8/1	↓	↓	X																	
MW-1	04	3	↓	↓	8/1	↓	↓	X																	

Relinquished By (Signature) <u>[Signature]</u>	Organization G-R Inc.	Date/Time 8/14/98	Received By (Signature) <u>[Signature]</u>	Organization G-R Inc.	Date/Time	Turn Around Time (Circle Choice) 24 Hrs. 48 Hrs. 5 Days 10 Days As Contracted
Relinquished By (Signature)	Organization	Date/Time	Received By (Signature)	Organization	Date/Time	
Relinquished By (Signature)	Organization	Date/Time	Received For Laboratory By (Signature) <u>[Signature]</u>		Date/Time 8/14/98 0750	



**Sequoia
Analytical**

680 Chesapeake Drive
404 N. Wiget Lane
819 Striker Avenue, Suite 8
1455 McDowell Blvd. North, Ste. D

Redwood City, CA 94063
Walnut Creek, CA 94598
Sacramento, CA 95834
Petaluma, CA 94954

(650) 364-9600
(925) 988-9600
(916) 921-9600
(707) 792-1865

FAX (650) 364-9233
FAX (925) 988-9673
FAX (916) 921-0100
FAX (707) 792-0342

RECEIVED

AUG 31 1998

Gettler Ryan/Geostrategies
6747 Sierra Court Suite J
Dublin, CA 94568

Attention: Deanna Harding

Client Proj. ID: Chevron-9-3322/Oakland, CA
Sample Description: TB-LB
Matrix: LIQUID
Analysis Method: 8015Mod/8020
Lab Number: 9808967-01

Sampled: 08/13/98
Received: 08/14/98
Analyzed: 08/19/98
Reported: 08/26/98


QC Batch Number: GC081998802007A
Instrument ID: GC-7

Total Purgeable Petroleum Hydrocarbons (TPPH) with BTEX and MTBE

Analyte	Detection Limit ug/L	Sample Results ug/L
TPPH as Gas	50	N.D.
Methyl t-Butyl Ether	5.0	N.D.
Benzene	0.50	N.D.
Toluene	0.50	N.D.
Ethyl Benzene	0.50	N.D.
Xylenes (Total)	0.50	N.D.
Chromatogram Pattern:		
Surrogates	Control Limits %	% Recovery
Trifluorotoluene	70 130	75

Analytes reported as N.D. were not present above the stated limit of detection.

SEQUOIA ANALYTICAL - ELAP #1210


Mike Gregory
Project Manager



Gettler Ryan/Geostrategies 6747 Sierra Court Suite J Dublin, CA 94568	Client Proj. ID: Chevron 9-3322, Oakland Sample Descript: MW-1 Matrix: LIQUID Analysis Method: 8015Mod/8020 Lab Number: 9808967-04	Sampled: 08/13/98 Received: 08/14/98 Analyzed: 08/20/98 Reported: 08/26/98
---	--	---

QC Batch Number: GC082098802007A
Instrument ID: GC-7

Total Purgeable Petroleum Hydrocarbons (TPPH) with BTEX and MTBE

Analyte	Detection Limit ug/L	Sample Results ug/L
TPPH as Gas	10000	120000
Methyl t-Butyl Ether	1000	N.D.
Benzene	100	19000
Toluene	100	16000
Ethyl Benzene	100	2900
Xylenes (Total)	100	14000
Chromatogram Pattern:		GAS
Surrogates	Control Limits %	% Recovery
Trifluorotoluene	70 130	79

Analytes reported as N.D. were not present above the stated limit of detection.

SEQUOIA ANALYTICAL - ELAP #1210



Mike Gregory
Project Manager



Gettler Ryan/Geostrategies 6747 Sierra Court Suite J Dublin, CA 94568	Client Proj. ID: Chevron 9-3322, Oakland Sample Descript: MW-2 Matrix: LIQUID Analysis Method: 8015Mod/8020 Lab Number: 9808967-02	Sampled: 08/13/98 Received: 08/14/98 Analyzed: 08/19/98 Reported: 08/26/98
---	--	---

QC Batch Number: GC081998802007A
Instrument ID: GC-7


Total Purgeable Petroleum Hydrocarbons (TPPH) with BTEX and MTBE

Analyte	Detection Limit ug/L	Sample Results ug/L
TPPH as Gas	1000	14000
Methyl t-Butyl Ether	5.0	32
Benzene	10	26
Toluene	10	80
Ethyl Benzene	10	500
Xylenes (Total)	10	2100
Chromatogram Pattern:		GAS

Surrogates	Control Limits %	% Recovery
Trifluorotoluene	70 130	101

Analytes reported as N.D. were not present above the stated limit of detection.

SEQUOIA ANALYTICAL - ELAP #1210


Mike Gregory
Project Manager



Gettler Ryan/Geostrategies 6747 Sierra Court Suite J Dublin, CA 94568	Client Proj. ID: Chevron 9-3322, Oakland Sample Descript: MW-3 Matrix: LIQUID Analysis Method: 8015Mod/8020 Lab Number: 9808967-03	Sampled: 08/13/98 Received: 08/14/98 Analyzed: 08/19/98 Reported: 08/26/98
Attention: Deanna Harding		


QC Batch Number: GC081998802007A
Instrument ID: GC-7

Total Purgeable Petroleum Hydrocarbons (TPPH) with BTEX and MTBE

Analyte	Detection Limit ug/L	Sample Results ug/L
TPPH as Gas	10000	43000
Methyl t-Butyl Ether	1000	2300
Benzene	100	6800
Toluene	100	1900
Ethyl Benzene	100	1600
Xylenes (Total)	100	6800
Chromatogram Pattern:		GAS
Surrogates	Control Limits %	% Recovery
Trifluorotoluene	70 130	99

Analytes reported as N.D. were not present above the stated limit of detection.

SEQUOIA ANALYTICAL - ELAP #1210


Mike Gregory
Project Manager



**Sequoia
Analytical**

680 Chesapeake Drive
404 N. Wiget Lane
819 Striker Avenue, Suite B
1455 McDowell Blvd. North, Ste. D

Redwood City, CA 94063
Walnut Creek, CA 94598
Sacramento, CA 95834
Petaluma, CA 94954

(650) 364-9600
(925) 988-9600
(916) 921-9600
(707) 792-1865

FAX (650) 364-9233
FAX (925) 988-9673
FAX (916) 921-0100
FAX (707) 792-0342

Gettler Ryan/Geostrategies
6747 Sierra Court Suite J
Dublin, CA 94568
Attention: Deanna Harding

Client Proj. ID: Chevron 9-3322, Oakland
Lab Proj. ID: 9808967

Received: 08/14/98
Reported: 08/26/98

LABORATORY NARRATIVE

In order to properly interpret this report, it must be reproduced in its entirety. This report contains a total of 4 pages including the laboratory narrative, sample results, quality control, and related documents as required (cover page, COC, raw data, etc.).

TPH-GAS/BTEX:

Sample 9808967-02 was diluted 20-fold.
Sample 9808967-03 was diluted 200-fold.
Sample 9808967-04 was diluted 200-fold.

SEQUOIA ANALYTICAL

Mike Gregory
Project Manager



Sequoia Analytical

680 Chesapeake Drive
404 N. Wiget Lane
819 Striker Avenue, Suite 8
1455 McDowell Blvd. North, Ste. D

Redwood City, CA 94063
Walnut Creek, CA 94598
Sacramento, CA 95834
Petaluma, CA 94954

(650) 364-9600
(925) 988-9600
(916) 921-9600
(707) 792-1865

FAX (650) 364-9233
FAX (925) 988-9673
FAX (916) 921-0100
FAX (707) 792-0342

Gettler Ryan/Geostrategies
6747 Sierra Court, Ste J
Dublin, CA 94568
Attention: Deanna Harding

Client Project ID: Chevron 9-3322, Oakland
Matrix: Liquid

Work Order #: 9808967 -01-03

Reported: Aug 27, 1998

QUALITY CONTROL DATA REPORT

Analyte:	Benzene	Toluene	Ethyl Benzene	Xylenes	Gas
QC Batch#:	GC081998802007A	GC081998802007A	GC081998802007A	GC081998802007A	GC081998802007A
Analy. Method:	EPA 8020	EPA 8020	EPA 8020	EPA 8020	EPA 8015M
Prep. Method:	EPA 5030	EPA 5030	EPA 5030	EPA 5030	EPA 5030
Analyst:	S.L.	S.L.	S.L.	S.L.	S.L.
MS/MSD #:	98080419	98080419	98080419	98080419	-
Sample Conc.:	N.D.	N.D.	N.D.	N.D.	-
Prepared Date:	8/19/98	8/19/98	8/19/98	8/19/98	-
Analyzed Date:	8/19/98	8/19/98	8/19/98	8/19/98	-
Instrument I.D.#:	GC7	GC7	GC7	GC7	-
Conc. Spiked:	20 µg/L	20 µg/L	20 µg/L	60 µg/L	-
Result:	25	25	18	57	-
MS % Recovery:	125	123	91	95	-
Dup. Result:	16	17	17	53	-
MSD % Recov.:	82	85	87	88	-
RPD:	43.9	38.1	5.7	7.3	-
RPD Limit:	0-25	0-25	0-25	0-25	-

LCS #:	LCS081998	LCS081998	LCS081998	LCS081998	LCS081998
Prepared Date:	8/19/98	8/19/98	8/19/98	8/19/98	8/19/98
Analyzed Date:	8/19/98	8/19/98	8/19/98	8/19/98	8/19/98
Instrument I.D.#:	GC7	GC7	GC7	GC7	GC7
Conc. Spiked:	20 µg/L	20 µg/L	20 µg/L	60 µg/L	500 µg/L
LCS Result:	16	17	18	55	403
LCS % Recov.:	81	83	90	91	81

MS/MSD	60-140	60-140	60-140	60-140	60-140
LCS	70-130	70-130	70-130	70-130	60-140
Control Limits					

SEQUOIA ANALYTICAL
Elap #2142

Mike Gregory
Project Manager

Please Note:

The LCS is a control sample of known, interferent-free matrix that is analyzed using the same reagents, preparation, and analytical methods employed for the samples. The matrix spike is an aliquot of sample fortified with known quantities of specific compounds and subjected to the entire analytical procedure. If the recovery of analytes from the matrix spike does not fall within specified control limits due to matrix interference, the LCS recovery is to be used to validate the batch.

** MS = Matrix Spike, MSD = MS Duplicate, RPD = Relative % Difference

9808967.GET <1>



Sequoia Analytical

680 Chesapeake Drive
404 N. Wiget Lane
B19 Striker Avenue, Suite 8
1455 McDowell Blvd. North, Ste. D

Redwood City, CA 94063
Walnut Creek, CA 94598
Sacramento, CA 95834
Petaluma, CA 94954

(650) 364-9600
(925) 988-9600
(916) 921-9600
(707) 792-1865

FAX (650) 364-9233
FAX (925) 988-9673
FAX (916) 921-0100
FAX (707) 792-0342

Gettler Ryan/Geostrategies
6747 Sierra Court, Ste J
Dublin, CA 94568
Attention: Deanna Harding

Client Project ID: Chevron 9-3322, Oakland
Matrix: Liquid

Work Order #: 9808967-04

Reported: Aug 27, 1998

QUALITY CONTROL DATA REPORT

Analyte:	Benzene	Toluene	Ethyl Benzene	Xylenes	Gas
QC Batch#:	GC082098802007A	GC082098802007A	GC082098802007A	GC082098802007A	GC082098802007A
Analy. Method:	EPA 8020	EPA 8020	EPA 8020	EPA 8020	EPA 8015M
Prep. Method:	EPA 5030	EPA 5030	EPA 5030	EPA 5030	EPA 5030

Analyst:	S.L.	S.L.	S.L.	S.L.	S.L.
MS/MSD #:	98080471	98080471	98080471	98080471	-
Sample Conc.:	1817	90	26	49	-
Prepared Date:	8/20/98	8/20/98	8/20/98	8/20/98	-
Analyzed Date:	8/20/98	8/20/98	8/20/98	8/20/98	-
Instrument I.D.#:	GC7	GC7	GC7	GC7	-
Conc. Spiked:	20 µg/L	20 µg/L	20 µg/L	60 µg/L	-
Result:	499	105	46	106	-
MS % Recovery:	-	79	98	97	-
Dup. Result:	479	107	47	108	-
MSD % Recov.:	-	88	102	100	-
RPD:	4.1	1.9	2.2	1.9	-
RPD Limit:	0-25	0-25	0-25	0-25	-

LCS #:	LCS082098	LCS082098	LCS082098	LCS082098	LCS082098
Prepared Date:	8/20/98	8/20/98	8/20/98	8/20/98	8/20/98
Analyzed Date:	8/20/98	8/20/98	8/20/98	8/20/98	8/20/98
Instrument I.D.#:	GC7	GC7	GC7	GC7	GC7
Conc. Spiked:	20 µg/L	20 µg/L	20 µg/L	60 µg/L	500 µg/L
LCS Result:	17	17	18	56	419
LCS % Recov.:	84	86	92	94	84

MS/MSD	60-140	60-140	60-140	60-140	
LCS	70-130	70-130	70-130	70-130	60-140
Control Limits					

SEQUOIA ANALYTICAL
Elap #2142

Miss Gregory
Project Manager

Please Note:

The LCS is a control sample of known, interferent-free matrix that is analyzed using the same reagents, preparation, and analytical methods employed for the samples. The matrix spike is an aliquot of sample fortified with known quantities of specific compounds and subjected to the entire analytical procedure. If the recovery of analytes from the matrix spike does not fall within specified control limits due to matrix interference, the LCS recovery is to be used to validate the batch.

** MS = Matrix Spike, MSD = MS Duplicate, RPD = Relative % Difference

9808967.GET <2>