



Chevron

ALCO
HAZMAT

94 MAY 20 AM 11: 59

STP 1143

May 19, 1994

Chevron U.S.A. Products Company

2410 Camino Ramon
San Ramon, CA 94583
P.O. Box 5004
San Ramon, CA 94583-0804

Marketing Department

Phone 510 842 9500

Ms. Susan Hugo
Alameda County Health Care Services
80 Swan Way, Room 200
Oakland, CA 94621

Re: Chevron Service Station No. 9-0329
340 Highland Avenue, Piedmont, California

Dear Ms. Hugo :

All wells contain one or more hydrocarbon constituents in various concentrations. The increase in C-2 is probably due to the rise in the water table.

With this letter, Chevron is requesting the dealer to check his inventory records as a precaution.

Chevron will be installing two additional monitoring wells in the down-gradient direction.

Please refer to the enclosed report from Sierra Environmental Services dated May 16, 1994. If you have any questions or comments, please feel free to call me at (510) 842-8752.

Sincerely,

Chevron U.S.A. Products Co.

Kenneth Kan
Engineer

LKAN/MacFile 9-0329R15

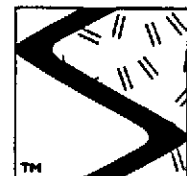
Enclosure

cc: Mr. Rich Hiatt, RWQCB-San Francisco Bay Area
2101 Webster Street, Suite 500, Oakland, CA 94612

Attn. Frank Hoffman, Hoffman Investment Company
1760 Willow Road, Hillsborough, CA 94010

Mir Ghafari, Chevron Service Station
340 Highlands Ave., Piedmont, CA 94611

Ms. Bette Owen, Chevron U.S.A. Products Co.



MAY 19 '94 J.M.M.

May 16, 1994

Kenneth Kan
Chevron USA Products Company
P.O. Box 5004
San Ramon, CA 94583

Re: Chevron Service Station #9-0329
340 Highland Avenue
Piedmont, California
SES Project #1-294-04


Dear Mr. Kan:

This report presents the results of the quarterly ground water sampling at Chevron Service Station #9-0329, located at 340 Highland Avenue in Piedmont, California. Three wells, C-2, C-3 and C-4 were sampled (Figure 1).

On April 6, 1994, SES personnel visited the site. Water levels were measured in all wells and all wells were checked for the presence of free-phase hydrocarbons. Free-phase hydrocarbons were not present in any of the site wells. Water level data are shown in Table 1 and ground water elevation contours are included on Figure 1.

The ground water samples were collected on April 6, 1994 in accordance with SES Standard Operating Procedure - Ground Water Sampling (attached). All analyses were performed by GTEL of Concord, California. Analytic results for ground water are presented in Table 1. The chain of custody document and laboratory analytic reports are attached. SES is not responsible for laboratory omissions or errors.

Thank you for allowing us to provide services to Chevron. Please call if you have any questions.



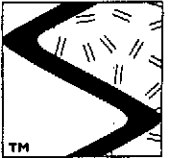
Sincerely,
Sierra Environmental Services

Argy Mena
Staff Geologist

Chris J. Bramer
Professional Engineer #C48846

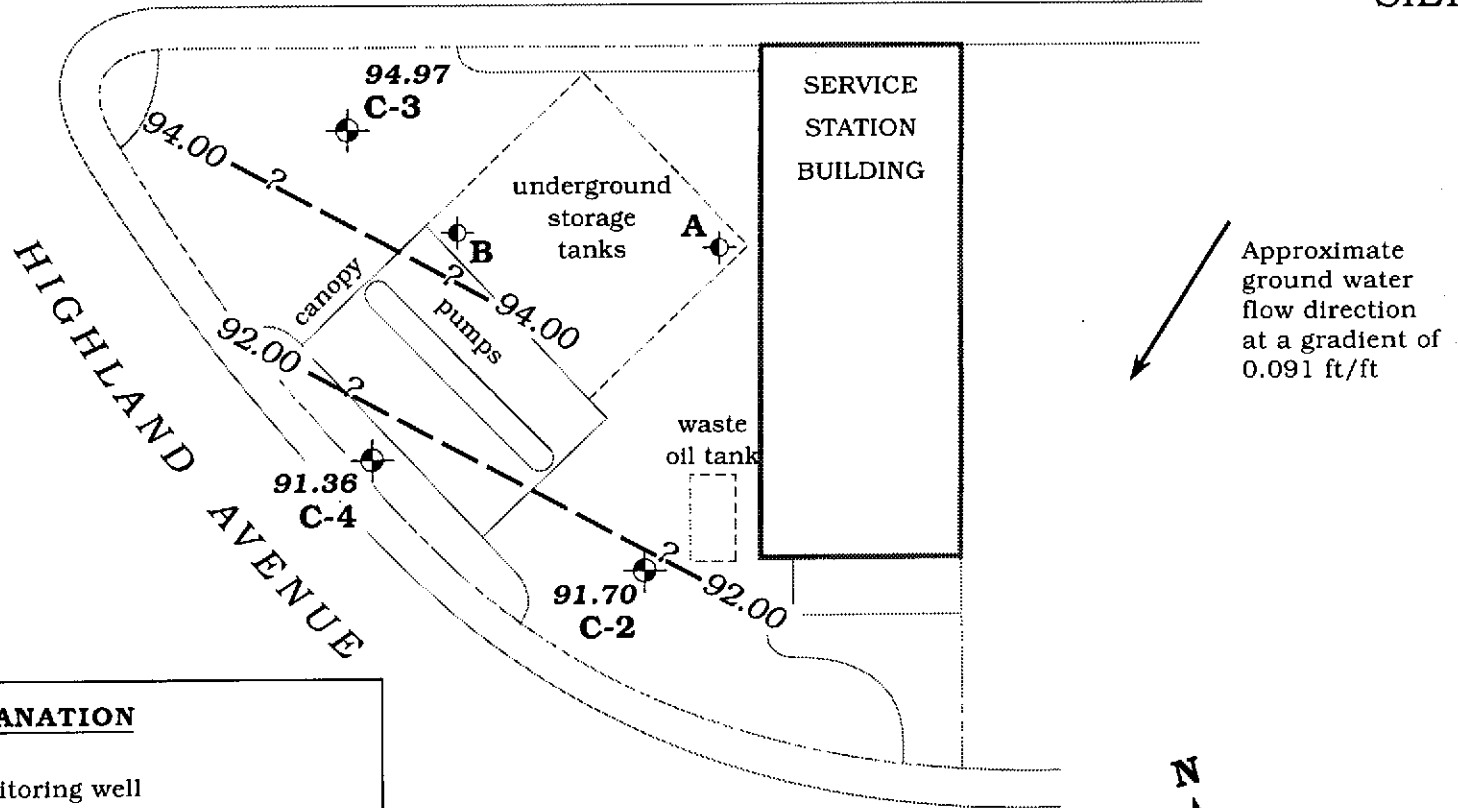
AJM/CJB/wmc
29404QM.MY4

Attachments: Figure
Table
SES Standard Operating Procedure
Chain of Custody Document and Laboratory Analytic Reports



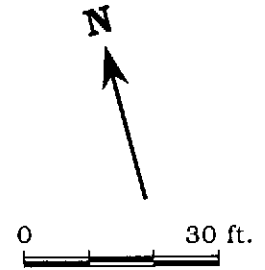
SIERRA

HIGHLAND WAY



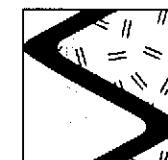
EXPLANATION

- C-3** Monitoring well
- B** Tank backfill well
- 91.36** Ground water elevation, in feet
- 92.00** Ground water elevation contour, dashed where inferred, queried where uncertain



MWG

Figure 1. Monitoring Well Locations and Ground Water Elevation Contour Map - April 6, 1994 - Chevron Service Station #9-0329, 340 Highland Avenue, Piedmont, California



SIERRA

Table 1. Water Level Data and Ground Water Analytic Results - Chevron Service Station #9-0329, 340 Highland Avenue, Piedmont, California

Well ID/ TOC (ft)	Date	DTW (ft)	GWE (msl)	Product Thickness* (ft)	Analytic Method	TPPH(G) B T E X				
						-----ppb----->				
C-2/ 94.19	8/7/89	2.88	91.33	0	NS	34,000	580	60	170	270
	11/15/89	2.80	91.39	0	NS	8,100	500	36	420	180
	2/1/91	3.75	90.41	0	NS	6,800	490	21	310	86
	4/16/91	2.55	91.64	0	NS	9,600	810	43	550	270
	10/16/91	3.52	90.67	0	NS	7,100	320	23	200	60
	1/8/92	4.15	90.04	SHEEN	NS	2,400	190	9	83	22
	4/10/92	2.96	91.23	SHEEN	NS	6,600	550	33	340	170
	7/14/92	2.83	91.36	SHEEN	NS	9,000	680	330	580	690
	10/5/92	4.38	89.81	0	NS	5,500	250	17	130	82
	1/6/93	3.94	90.25	0	8015/8020	5,500	190	32	41	54
	3/29/93	2.09	92.10	0	8015/8020	19,000	670	40	180	370
	7/2/93	2.09	92.10	0	8015/8020	8,000 ²	1,100	41	420	500
	10/11/93	2.76	91.43	0	8015/8020	42,000	940	34	140	87
	1/10/94	4.82	89.37	0	8015/8020	12,000 ²	770	20	220	74
	4/6/94	2.49	91.70	0	8015/8020	40,000	820	33	190	110
C-3/ 97.65	8/7/89	4.29	93.36	0	NS	<50	<0.5	<1	<1	<3
	11/15/89	5.17	92.48	0	NS	<500	<0.5	2.8	<0.5	1.1
	2/1/91	6.38	91.27	0	NS	<50	<0.5	<0.5	<0.5	<0.5
	4/16/91	3.72	93.93	0	NS	<50	<0.5	<0.5	<0.5	<0.5
	10/16/91	8.20	89.45	0	NS	<50	<0.5	<0.5	<0.5	<0.5
	1/8/92	6.68	90.97	0	NS	<50	<0.5	<0.5	<0.5	<0.5
	4/10/92	4.50	93.15	0	NS	<50	<0.5	<0.5	<0.5	<0.5
	7/14/92	6.21	91.44	0	NS	<50	<0.5	<0.5	<0.5	<0.5
	10/5/92	9.31	88.34	0	NS	<50	<0.5	<0.5	<0.5	<0.5
	1/6/93	3.41	94.24	0	8015/8020	<50	<0.5	<0.5	<0.5	<0.5
	3/29/93	0.50	97.15	0	8015/8020	<50	<0.5	<0.5	<0.5	0.8
	7/2/93	2.59	95.06	0	8015/8020	<50	4	3	<0.5	3
	10/11/93	4.90	92.75	0	8015/8020	<50	<0.5	<0.5	<0.5	<0.5
	1/10/94	4.39	93.26	0	8015/8020	<50	<0.5	1	<0.5	0.8
	4/6/94	2.68	94.97	0	8015/8020	<50	<0.5	1.0	0.7	4.5
C-4/ 95.60	8/7/89	DRY	---	---	NS	---	---	---	---	---
	11/15/89	4.95	90.65	0	NS	1,300	2.9	310	0.5	2.9
	2/1/91	4.78	90.82	0	NS	72	9	<0.5	<0.5	<0.5
	4/16/91	4.83	95.60	0	NS	<50	<0.5	<0.5	<0.5	<0.5
	10/16/91	4.23	91.37	0	NS	<50	<0.5	<0.5	<0.5	<0.5
	1/8/92	4.81	90.79	0	NS	<50	<0.5	<0.5	<0.5	<0.5



SIERRA

Table 1. Water Level Data and Ground Water Analytic Results - Chevron Service Station #9-0329, 340 Highland Avenue, Piedmont, California (continued)

Well ID/ TOC (ft)	Date	DTW (ft)	GWE (msl)	Product Thickness* (ft)	Analytic Method	TPPH(G) B T E X				
						-----ppb----->				
C-4 (cont)	4/10/92	4.26	91.34	0	NS	<50	<0.5	<0.5	<0.5	<0.5
	7/14/92	4.28	91.32	0	NS	<50	<0.5	3.8	<0.5	<0.5
	10/5/92	4.29	91.31	0	NS	<50	<0.5	<0.5	<0.5	<0.5
	1/6/93	4.29	91.31	0	8015/8020	<50	0.7	<0.5	<0.5	<0.5
	3/29/93	4.30	91.30	0	8015/8020	<50	0.5	1	<0.5	2
	7/2/93	4.22	91.38	0	8015/8020	<50 ²	<0.5	<0.5	<0.5	<0.5
	10/11/93	4.30	91.30	0	8015/8020	<50	0.6	<0.5	<0.5	<0.5
	1/10/94	4.44	91.16	0	8015/8020	<50	0.7	3	<0.5	1
	4/6/94	4.24	91.36	0	8015/8020	130	2.2	5.4	3.3	24
A ¹ / ---	8/7/89	2.10	---	0.0	NS	1,000	50	6	5	22
	11/15/89	2.04	---	0.0	NS	3,700	98	2.1	4.3	55
	2/1/91	3.05	---	0.0	NS	36,000	1,100	750	130	6,100
	4/16/91	2.01	---	0.0	NS	8,000	370	6	86	750
	10/16/91	4.15	---	0.0	NS	---	---	---	---	---
B ¹ / ---	8/7/89	4.12	---	0.0	NS	---	---	---	---	---
	11/15/89	---	---	---	NS	---	---	---	---	---
	2/1/91	5.03	---	0.0	NS	---	---	---	---	---
	4/16/91	4.00	---	0.0	NS	---	---	---	---	---
	10/16/91	6.24	---	0.0	NS	---	---	---	---	---
Trip Blank TB-LB	1/6/93	---	---	---	8015/8020	<50	<0.5	<0.5	<0.5	<0.5
	3/29/93	---	---	---	8015/8020	<50	<0.5	<0.5	<0.5	1
	7/2/93	---	---	---	8015/8020	<50	<0.5	<0.5	<0.5	<0.5
	10/11/93	---	---	---	8015/8020	<50	<0.5	<0.5	<0.5	<0.5
	1/10/94	---	---	---	8015/8020	<50	<0.5	<0.5	<0.5	<0.5
	4/6/94	---	---	---	8015/8020	<50	<0.5	<0.5	<0.5	<0.5
Bailer Blank (BB)	1/6/93	---	---	---	8015/8020	<50	<0.5	<0.5	<0.5	<0.5
	3/29/93	---	---	---	8015/8020	<50	<0.5	<0.5	<0.5	<0.5
	7/2/93	---	---	---	8015/8020	<50	<0.5	<0.5	<0.5	<0.5
	10/11/93	---	---	---	8015/8020	<50	<0.5	<0.5	<0.5	<0.5
	1/10/94	---	---	---	8015/8020	<50	<0.5	<0.5	<0.5	<0.5
	4/6/94	---	---	---	8015/8020	<50	<0.5	0.7	<0.5	0.6



SIERRA

Table 1. Water Level Data and Ground Water Analytic Results - Chevron Service Station #9-0329, 340 Highland Avenue, Piedmont, California (continued)

EXPLANATION:

TPPH(G) = Total Purgeable Petroleum Hydrocarbons as Gasoline
B = Benzene
T = Toluene
E = Ethylbenzene
X = Xylenes
ppb = Parts per billion
--- = Not analyzed/Not applicable
NS = Not stated

NOTES:

Analytic data prior to January 6, 1993 compiled from the Quarterly Groundwater Monitoring Report prepared for Chevron by Groundwater Technology, Inc., December 2, 1992.

- ¹ Tank backfill wells.
² Laboratory reports that an uncategorized compound is not included in the gasoline hydrocarbon total.

ANALYTIC METHODS:

8015 = EPA Method 8015/5030 for TPPH(G)
8020 = EPA Method 8020 for BTEX



SES STANDARD OPERATING PROCEDURE GROUND WATER SAMPLING

The following describes sampling procedures used by SES field personnel to collect and handle ground water samples. Before samples are collected, careful consideration is given to the type of analysis to be performed so that precautions are taken to prevent loss of volatile components or contamination of the sample, and to preserve the sample for subsequent analysis. Wells will be sampled no less than 24 hours after well development. Collection methods specific to ground water sampling are presented below.

Prior to sampling, each well is checked for the presence of free-phase hydrocarbons using an MMC flexi-dip interface probe. Product thickness (measured to the nearest 0.01 foot) is noted on the sampling form. Water level measurements are also made using either a water level meter or the interface probe. The water level measurements are also noted on the sampling form.

Prior to sampling, each well is purged of a minimum of three well casing volumes of water using a steam-cleaned PVC bailer, or a pre-cleaned pump. Temperature, pH and electrical conductivity are measured at least three times during purging. Purging is continued until these parameters have stabilized (i.e., changes in temperature, pH or conductivity do not exceed $\pm 0.5^\circ\text{F}$, 0.1 or 5%, respectively).

The purge water is taken to Chevron's Richmond Refinery for disposal.

Ground water samples are collected from the wells with steam-cleaned Teflon bailers. The water samples are decanted into the appropriate container for the analysis to be performed. Pre-preserved sample containers may be used or the analytic laboratory may add preservative to the sample upon arrival. Duplicate samples are collected from each well as a back-up sample and/or to provide quality control. The samples are labeled to include the project number, sample ID, date, preservative, and the field person's initials. The samples are placed in polyethylene bags and in an ice chest (maintained at 4°C) for transport under chain of custody to the laboratory.

The chain of custody form includes the project number, analysis requested, sample ID, date analysis and the SES field person's name. The form is signed and dated (with the transfer time) by each person who yields or receives the samples beginning with the field personnel and ending with the laboratory personnel.

A trip blank and bailer blank accompanies each sampling set, or 5% trip blanks and 5% bailer blanks are included for sets of greater than 20 samples. The bailer blank is prepared by pouring previously boiled water into a steam-cleaned Teflon bailer prior to sampling a well. The trip and bailer blanks are analyzed for some or all of the same compounds as the ground water samples.



Western Region
4080 Pike Lane, Suite C
Concord, CA 94520
(510) 685-7852
(800) 544-3422 Inside CA
FAX (510) 825-0720

Client Number: SIE01CHV08
Consultant Project Number: 1-294-04
Facility Number: 9-0329
Project ID: 340 Highland
Piedmont
Work Order Number: C4-04-0111

April 14, 1994

Ed Morales
Sierra Environmental Services
P.O. Box 2546
Martinez, CA 94553

Enclosed please find the analytical results for samples received by GTEL Environmental Laboratories, Inc. on 04/07/94.

A formal Quality Assurance/Quality Control (QA/QC) program is maintained by GTEL, which is designed to meet or exceed the EPA requirements. Analytical work for this project met QA/QC criteria, unless otherwise stated in the footnotes.

GTEL is certified by the California State Department of Health Services, Laboratory certification number E1075, to perform analyses for drinking water, wastewater, and hazardous waste materials according to EPA protocols.

If you have any questions concerning this analysis or if we can be of further assistance, please call our Customer Service Representative.

Sincerely,
GTEL Environmental Laboratories, Inc.

A handwritten signature in black ink, appearing to read 'Rashmi Shah', is written over a light-colored background.

Rashmi Shah
Laboratory Director

Client Number: SIE01CHV08
 Consultant Project Number: 1-294-04
 Facility Number: 9-0329
 Project ID: 340 Highland
 Piedmont
 Work Order Number: C4-04-0111

ANALYTICAL RESULTS
Aromatic Volatile Organics and
Total Petroleum Hydrocarbons as Gasoline in Water
EPA Methods 5030, 8020, and Modified 8015^a

GTEL Sample Number		01	02	03	04
Client Identification		TBLB	BB	C-3	C-4
Date Sampled		04/06/94	04/06/94	04/06/94	04/06/94
Date Analyzed		04/09/94	04/09/94	04/10/94	04/08/94
Analyte	Detection Limit, ug/L	Concentration, ug/L			
Benzene	0.5	<0.5	<0.5	<0.5	2.2
Toluene	0.5	<0.5	0.7	1.0	5.4
Ethylbenzene	0.5	<0.5	<0.5	0.7	3.3
Xylene, total	0.5	<0.5	0.6	4.5	24
TPH as Gasoline	50	<50	<50	<50	130
Detection Limit Multiplier		1	1	1	1
BFB surrogate, % recovery		92.8	89.2	87.0	91.8

- a. Test Methods for Evaluating Solid Waste, SW-846, Third Edition, Revision 0, US EPA November 1986. Modification for TPH as gasoline as per California State Water Resources Board LUFT Manual procedures. Bromofluorobenzene surrogate recovery acceptability limits are 70-130%.

Client Number: SIE01CHV08
 Consultant Project Number: 1-294-04
 Facility Number: 9-0329
 Project ID: 340 Highland
 Piedmont
 Work Order Number: C4-04-0111

ANALYTICAL RESULTS
Aromatic Volatile Organics and
Total Petroleum Hydrocarbons as Gasoline in Water
EPA Methods 5030, 8020, and Modified 8015^a

GTEL Sample Number		05	Q040894		
Client Identification		C-2	METHOD BLANK		
Date Sampled		04/06/94	-		
Date Analyzed		04/10/94	04/10/94		
Analyte	Detection Limit, ug/L	Concentration, ug/L			
Benzene	0.5	820	<0.5		
Toluene	0.5	33	<0.5		
Ethylbenzene	0.5	190	<0.5		
Xylene, total	0.5	110	<0.5		
TPH as Gasoline	50	40000	<50		
Detection Limit Multiplier		10	1		
BFB surrogate, % recovery		99.4	92.8		

- a. Test Methods for Evaluating Solid Waste, SW-846, Third Edition, Revision 0, US EPA November 1986. Modification for TPH as gasoline as per California State Water Resources Board LUFT Manual procedures. Bromofluorobenzene surrogate recovery acceptability limits are 70-130%.

Client Number: SIE01CHV08
Consultant Project Number: 1-294-04
Facility Number: 9-0329
Project ID: 340 Highland
Piedmont
Work Order Number: C4-04-0111

QC Matrix Spike and Duplicate Spike Results

Matrix: Water

Analyte	Sample ID	Spike Amount	Units	Recovery, %	Duplicate Recovery, %	RPD, %	Control Limits
Modified EPA 8020:							
Benzene	C4040040-02	20.0	ug/L	89.0	88.5	0.6	57.3 - 138
Toluene	C4040040-02	20.0	ug/L	88.5	88.0	0.6	63.0 - 134
Ethylbenzene	C4040040-02	20.0	ug/L	87.5	87.0	0.6	59.3 - 137
Xylene, total	C4040040-02	60.0	ug/L	91.0	91.1	0.1	59.3 - 144