



KAMUR INDUSTRIES, INC.
2351 Shoreline Dr., Alameda, CA 94501-6228
(510) 523-7866 · Fax (510) 523-3172

RECEIVED

2:20 pm, Dec 20, 2007

Alameda County
Environmental Health

December 19, 2007

Jerry Wickham
Hazardous Materials Specialist
Alameda County Environmental Health
1131 Harbor Bay Parkway - Suite 250
Alameda, CA 94502-6577

Subject: Fourth Quarter 2007 Groundwater Monitoring & Sampling Report
400 San Pablo Avenue
Albany, CA

Dear Jerry:

Enclosed is a copy of December 17, 2007 subject Groundwater Monitoring and Sampling Report prepared by Enviro Soil Tech Consultants.

I declare, under penalty of perjury, that the information and/or recommendations contained in this report are true and correct to the best of my knowledge.

Sincerely,

Murray T Stevens, CEO
Kamur Industries Inc.

**FOURTH QUARTER OF 2007 GROUNDWATER
MONITORING AND SAMPLING
AT THE PROPERTY
LOCATED AT 400 SAN PABLO AVENUE
ALBANY, CALIFORNIA
DECEMBER 17, 2007**

**PREPARED FOR:
MR. MURRAY STEVENS
KAMUR INDUSTRIES, INC.
2351 SHORELINE DRIVE
ALAMEDA, CALIFORNIA 94501**

**BY:
ENVIRO SOIL TECH CONSULTANTS
131 TULLY ROAD
SAN JOSE, CALIFORNIA 95111**

ENVIRO SOIL TECH CONSULTANTS

LIST OF TABLES

- TABLE 1** ... Groundwater Monitoring Data and Analytical Results
- TABLE 2** ... Recent Groundwater Monitoring Data and Analytical Results
- TABLE 3** ... Surface Water Samples from El Cerrito Creek Analytical Results
- TABLE 4** ... Summary of Monitoring Wells Data

LIST OF FIGURES

- FIGURE 1** ... Site Vicinity Map Showing 400 San Pablo Avenue, Albany, California
- FIGURE 2** ... Site Plan Showing Locations of Buildings, Creek, Monitoring Wells, Groundwater Elevation Contour Lines and Groundwater Flow Direction
- FIGURE 3** ... Isocontours of TPHg Map
- FIGURE 4** ... Isocontours of Benzene Map
- FIGURE 5** ... Site Plan Showing Locations of Buildings, Creek, and Creek Samplings

LIST OF APPENDICES

APPENDIX "A" ... Tables 1, 2, 3 and 4

APPENDIX "B" ... Figures 1, 2, 3, 4 and 5

APPENDIX "C" ... Hydrographs of Historical Chemical Concentrations
and Groundwater Elevations

APPENDIX "D" ... Standard Operating Procedure

APPENDIX "E" ... Analytical Test Report of Groundwater Samples
and Chain-of-Custody Record

APPENDIX "F" ... Field Notes Data

TABLE OF CONTENTS

PAGE NO.

Letter of Transmittal	1-2
Purpose	3
Site Description	3
Background	3-4
Scope of Present Work	4-5
Procedures	5
Results	
<i>Depth to Groundwater and Groundwater Flow Direction</i>	5-6
<i>Analytical Results</i>	6-7
El Cerrito Creek Samples	7
Conclusions	7-8
Recommendations	8
Limitations	8-9

APPENDIX "A"

Table 1 - Groundwater Monitoring Data and Analytical Results	T1-T19
Table 2 - Recent Groundwater Monitoring Data and Analytical Results	T20-T21
Table 3 - Surface Water Samples from El Cerrito Creek Analytical Results	T22-T26
Table 4 - Summary of Monitoring Wells Data	T27

TABLE OF CONTENTS CONT'D

PAGE NO.

APPENDIX "B"

Figure 1 - Vicinity Map	M1
Figure 2 - Groundwater Elevation Site Map	M2
Figure 3 - Isocontours of TPHg Map	M3
Figure 4 - Isocontours of Benzene Map	M4
Figure 5 - El Cerrito Creek Sampling Locations Map	M5

APPENDIX "C"

Hydrographs of Historical Chemical Concentrations
and Groundwater Elevations

APPENDIX "D"

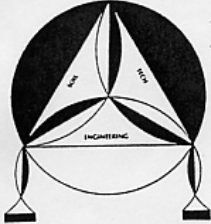
Groundwater Sampling Procedure SOP1

APPENDIX "E"

Entech Analytical Labs Report and Chain-of-Custody Record

APPENDIX "F"

Field Notes Data



ENVIRO SOIL TECH CONSULTANTS

Environmental & Geotechnical Consultants
131 TULLY ROAD, SAN JOSE, CALIFORNIA 95111
Tel: (408) 297-1500 Fax: (408) 292-2116

December 17, 2007

File No. 8-90-421-SI

Mr. Murray Stevens
Kamur Industries, Inc.
2351 Shoreline Drive
Alameda, California 94501

**SUBJECT: FOURTH QUARTER OF 2007 GROUNDWATER
MONITORING REPORT AT THE PROPERTY**

Located at 400 San Pablo Avenue, in
Albany, California

Dear Mr. Stevens:

This report presents results of work performed during the fourth quarter of 2007. All wells were monitored and sampled on November 28, 2007. The samples were submitted for analysis at a State-certified laboratory. Four water samples from El Cerrito Creek were also collected.

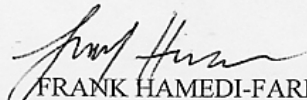
A copy of this report will be forwarded to Regional Water Quality Control Board-San Francisco Bay Region (RWQCB-SFBR) and Alameda County Health Care Services Agency (ACHCSA) for their comments and recommendations.


File No. 8-90-421-SI
December 17, 2007

If you have any questions or require additional information, please feel free to contact our office at (408) 297-1500 or via email at info@envirosoiltech.com.

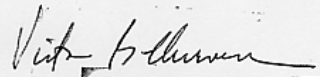
Sincerely,


ENVIRO SOIL TECH CONSULTANTS


FRANK HAMEDI-FARD
GENERAL MANAGER


LAWRENCE KOO
C. E. #34928




VICTOR B. CHERVEN, Ph. D.
PROFESSIONAL GEOLOGIST #3475



ENVIRO SOIL TECH CONSULTANTS

SITE DESCRIPTION

The site is located at 400 San Pablo Avenue, in Albany, California, approximately one mile east of San Francisco Bay (Figure 1). The site is bordered by El Cerrito Creek to the north, San Pablo Avenue to the east and Adams Street to the west. The surrounding area is occupied by primarily light commercial and residential buildings and the California School for the Blind (Figure 2).

BACKGROUND

The site was vacant until the late 1950's when Plaza Car Wash and the adjacent Norge Dry Cleaners building were constructed. Three underground tanks for gasoline storage were installed in the northern part of the car wash property in 1970, and Plaza Car Wash began dispensing gasoline from a dispenser island located to the north of the car wash building (Figure 2).

Investigation at this site was prompted by an emergency response action in El Cerrito Creek on July 3, 1989. A small plume of immiscible liquid hydrocarbons was observed floating on the water surface just north of the dry cleaners property. The Albany Fire Department responded and installed absorbent materials and a containment boom around the plume. Subsequent inspection indicated that the hydrocarbon plume was entering the creek through a storm drain that discharges into the creek behind (northwest of) the dry cleaners. Investigation was then undertaken to discover the source of the plume.

The discovery and interim remediation of petroleum contamination in El Cerrito Creek was followed by several years of subsurface investigation and surface-water sampling by Enviro Soil Tech Consultants (ESTC) and others working on behalf of Kamur Industries. Norge Dry Cleaners conducted no investigation of its own, but contamination beneath that

property was investigated as part of the work being performed by Kamur Industries. Between 1989 and 2004, the underground gasoline storage tanks at the car wash were removed, gasoline-contaminated soil was excavated and disposed of, soil-vapor probes were installed and sampled, and soil borings and monitoring wells were drilled and sampled.

The extensive investigation performed on behalf of Kamur Industries produced a voluminous amount of data on groundwater flow patterns and soil and water contamination, and in August 2003, the ACHCSA requested Kamur Industries to submit a report summarizing the entire investigation. The purpose of the report was to enable ACEHSA to evaluate the status of the case and determine whether additional studies are needed to move the site toward case closure. Enviro Soil Tech Consultants submitted a report titled *Historical Events Report for Plaza Car Wash* in 2004 and revised it in May 2005. That report focused primarily on the tasks that had been performed and the procedures that were used, and ACHCSA subsequently requested a more comprehensive analysis of the site's hydrogeology and contamination history. ESTC completed a companion report titled *Site Conceptual Model for the Properties Located at 398 and 400 San Pablo Avenue* in February 2005. Additional drilling was performed in late October and early November 2006 and in August 2007.

SCOPE OF WORK

- Measure the depth to groundwater in wells MW-2, MW-3, and STMW-1 through STMW-6, and check for hydrocarbon sheen or floating product
- Purge the wells of standing water
- Collect water samples from each well
- Collect water samples from El Cerrito Creek

- Submit samples to a state-certified analytical laboratory for the following analyses: TPHg, BTEX, gasoline oxygenates, chlorinated hydrocarbons, and bacteria
- Review the results and prepare a report

PROCEDURES

ESTC staff monitored the wells on November 28. After the wells were opened, staff measured the depth to groundwater and then used a translucent plastic bailer to monitor each well for the presence of floating product and/or any distinctive odor. The wells were then purged of at least three well volumes of water and the purged water was stored in a large storage tank on site.

After purging, water samples were collected in a stainless steel bailer and transferred to 40-ml sample vials and stored in a cooled ice chest for later transmittal to the analytical laboratory.

Sampling equipment was decontaminated before and after sampling each well using Tri-sodium Phosphate (TSP) and water wash, followed by a double rinsing. Stringent chain-of-custody procedures were maintained during sample acquisition, storage and transport. The sampling was conducted in accordance with ESTC's Standard Operation Procedure (SOP) (Appendix "F") and ACHCSA's guidelines.

RESULTS

DEPTH TO GROUNDWATER AND GROUNDWATER FLOW DIRECTION

The depth to groundwater ranged between about 6 feet in STMW-4 (near El Cerrito Creek) to 9.6 feet in STMW-6 (Table 2). This is 2 feet shallower than when the wells were monitored in August and about the same as in June.

Groundwater elevations are contoured in Figure 2. The water table sloped to the south and southwest, with a southeastward component in the northwestern part of the site area. The hydraulic gradient in the third quarter was 0.008 ft/ft, and is 0.0087 ft/ft between STMW-3 and STMW-6 this quarter.

ANALYTICAL RESULTS

The water samples were submitted to Entech Analytical Labs in Santa Clara, California to be analyzed for TPHg and BTEX by EPA method 8015 and for MTBE and other gasoline oxygenates and volatile organic compounds by EPA method 8260B. The results are summarized in Tables 2 and 3. The laboratory analytical report is included in Appendix "E". Previous analytical results are in Table 1.

After a decline in the third quarter, Tetrachloroethene (PCE) and Trichloroethene (TCE) returned to their May 2007 levels in MW-3. There has been a cyclic pattern of increasing and decreasing concentrations in this well, but the highs and lows do not occur during the same quarter from year to year. Moreover, concentrations do not coincide with changes in the depth to groundwater (Table 1). In some years, concentration peaks correspond to shallow groundwater (e.g. March 2005, February 2007) whereas in other years, concentration peaks occur when groundwater is deeper (May 2006). The concentrations of other hydrocarbons, such as Vinyl chloride and 1,2-DCA, decreased, and the overall TPH concentration declined to its May level. Benzene remained constant.

PCE remains present slightly above the detection limit in STMW-5. No hydrocarbons were detected in MW-2, STMW-3, or STMW-4.

Gasoline and BTEX compounds increased considerably in STMW-2 and by more than 10-fold in STMW-6. Meanwhile, the TPH and Total Xylenes concentrations declined by about 10% in STMW-1, Toluene and Ethylbenzene were essentially constant, and the benzene concentration nearly doubled (Table 1). It appears that gasoline may have diffused away from the source area around STMW-1, causing concentrations to increase in STMW-2 and STMW-6. Figure 3 shows the present extent of TPHg, and Figure 4 maps the extent of benzene.

EL CERRITO CREEK SAMPLES

As requested by ACHCSA, water samples were collected from El Cerrito Creek. Samples were collected 20 feet upstream of the storm drain outlet, at the outlet, at the confluence of the outlet flow and the streamflow, and 50 feet downstream from the outlet. The samples were analyzed for all of the same compounds as the groundwater samples.

The only sample in which hydrocarbons were detected was the one 50 feet downstream from the outlet (Table 3). There, PCE was detected at 0.93 µg/L. This is the first time since creek sample was reinstated that hydrocarbons have been detected.

CONCLUSIONS

The groundwater flow direction has been to the southwest, away from El Cerrito Creek, for the entire year. The water table dropped by approximately 2 feet between the first and second quarters and another 2 feet in the third quarter, but rose 2 feet during the fourth quarter.

Gasoline concentrations continue to fluctuate up and down from quarter to quarter in the central portion of the site area, and solvent concentrations have shown a similar pattern in wells near the Norge Dry Cleaners building. As reported in our report for the third quarter of 2007, there is no consistent relationship between the depth to groundwater and concentration. There is still a residual mass of gasoline-impacted groundwater in the central portion of the site, but it appears to be diffusing away from that area and causing concentrations to increase to the northeast (in STMW-2) and southwest (in STMW-6). There is a smaller mass of solvent-impacted groundwater in the northwestern portion of the site near MW-3, and this quarter it appears to have released PCE to El Cerrito Creek.

RECOMMENDATIONS

Because it has been confirmed that gasoline has migrated to the southwest beyond SMTW-6, we recommend installing an additional monitor well in Adams Street, southwest of STMW-6.

LIMITATIONS

This report and the associated work have been provided in accordance with the general principles and practices currently employed in the environmental consulting profession. The contents of this report reflect the conditions of the site at this particular time. The findings of this report are based on:

- 1) The observations of field personnel.
- 2) The results of laboratory analyses performed by a state-certified laboratory.

It is possible that variations in the soil and groundwater could exist beyond the points explored in this investigation. Also, changes in groundwater conditions of a property can occur with the passage of time due to variations in rainfall, temperature, regional water usage and other natural processes or the works of man on this property or adjacent properties.

This report is issued with the understanding that it is the responsibility of the owner or his/her representative to ensure that the information and recommendations contained herein are called to the attention of the Local Environmental Agency.

The services that ESTC provided have been in accordance with generally accepted environmental professional practices for the nature and conditions of the work completed in the same or similar localities, at the time the work was performed. This report is not meant to represent a legal opinion. No other warranty, express or implied is made.

A P P E N D I X "A"

TABLES

TABLE 1
GROUNDWATER MONITORING DATA (feet)
AND ANALYTICAL RESULTS (µg/L)

Date	Well No./ Elevation	Depth of Well	Depth to Perf.	Depth to Water	GW Elev.	Well Observation	TPHg	B	T	E	X	MTBE	PCE	TBA	TCE	Other VOCs by EPA 8260B
3/11/91a	STMW-1 (100.62)	14	4-14	5.29*	95.33	No sheen or odor	850	100	7	ND <05	150	NA	NA	NA	NA	Not Analyzed
7/03/91a				5.10*	95.52	No sheen Mild petroleum odor	5100	1800	500	95	560	NA	NA	NA	NA	Not Analyzed
11/04/91b				5.83*	94.79	No sheen Mild petroleum odor	2055	760	54	ND <5	56	NA	NA	NA	NA	Not Analyzed
1/20/92c				5.79*	94.83	Light sheen Mild petroleum odor	4600	590	36	ND <0.5	190	NA	NA	NA	NA	Not Analyzed
5/07/92d				5.80*	94.82	No sheen Mild petroleum odor	4400	66	53	4	460	NA	NA	NA	NA	Not Analyzed
8/17/92e				5.77*	94.85	No sheen Mild petroleum odor	2700	31	18	19	67	NA	NA	NA	NA	Not Analyzed
12/10/92e				6.61*	94.01	Light sheen Mild petroleum odor	35000	54	79	83	220	NA	NA	NA	NA	Not Analyzed
3/18/93e				6.68*	93.94	L. rainbow sheen Mild petroleum odor	19000	49	52	55	180	NA	NA	NA	NA	Not Analyzed
7/13/93e				7.13*	93.49	NMFP Strong petro. odor	17000	34	43	48	170	NA	NA	NA	NA	Not Analyzed
10/11/93f				7.26*	93.36	NMFP Strong petro. odor	51000	2100	2400	530	2600	NA	NA	NA	NA	Not Analyzed
1/07/94f				7.15*	93.47	NMFP Strong petro. odor	29000	1500	1600	450	2500	NA	NA	NA	NA	Not Analyzed
4/16/94f				7.10*	93.52	NMFP Strong petro. odor	20000	1100	560	3300	1600	NA	NA	NA	NA	Not Analyzed
8/03/94g				5.70*	94.92	NMFP Strong petro. odor	43000	1000	1700	640	4700	NA	NA	NA	NA	Not Analyzed
11/08/94g				6.47*	94.15	Brown NMFP Strong petro. odor	92000	9000	12000	1600	9100	NA	NA	NA	NA	Not Analyzed
2/16/95e				6.96*	93.66	Rainbow sheen/NMFP Strong petroleum odor	150000	850	540	400	1200	NA	NA	NA	NA	Not Analyzed
5/19/95e				6.84*	93.78	Brown NMFP Strong petroleum odor	59000	400	330	170	610	NA	NA	NA	NA	Not Analyzed
8/18/95e	(96.81) Resurvey			4.64*	92.17	Brown NMFP Strong petroleum odor	300000	880	780	540	1700	NA	NA	NA	NA	Not Analyzed
11/30/95e				7.34*	89.47	Thick brown sheen spots Mild petroleum odor	67000	800	910	390	1500	NA	NA	NA	NA	Not Analyzed

TABLE 1 CONT'D
GROUNDWATER MONITORING DATA (feet)
AND ANALYTICAL RESULTS (µg/L)

Date	Well No./ Elevation	Depth of Well	Depth to Perf.	Depth to Water	GW Elev.	Well Observation	TPHg	B	T	E	X	MTBE	PCE	TBA	TCE	Other VOCs by EPA 8260B
2/29/96e	STMW-1 (96.81)	14	4-14	7.83*	88.98	NMFP Strong petroleum odor	71000	120	95	18	260	NA	ND <0.5	NA	ND <0.5	None Detected<0.5
6/07/96e				7.10*	89.71	NMFP Strong petroleum odor	140000	480	490	420	120	NA	ND <0.5	NA	ND <0.5	None Detected <0.5
11/14/96e				7.29*	89.52	Brown NMFP Mild petroleum odor	140000	480	490	420	1200	ND <0.5	NA	NA	NA	Not Analyzed
2/12/97e				6.96*	89.85	Rainbow sheen spots Strong petroleum odor	42000	210	190	60	190	ND <0.5	NA	NA	NA	Not Analyzed
5/15/97e				7.33*	89.48	Brown sheen spots Mild petroleum odor	15000	83	27	45	130	NA	NA	NA	NA	Not Analyzed
8/27/97e				7.46*	89.35	NMFP Strong petroleum odor	82000	110	52	66	400	ND <0.5	NA	NA	NA	Not Analyzed
12/24/97e				6.94*	89.87	Rainbow sheen Strong petroleum odor	3700	43	18	9.1	25	ND <0.5	NA	NA	NA	Not Analyzed
3/24/98e				6.36*	90.45	Rainbow sheen Strong petroleum odor	10000	65	68	9	120	ND <0.5	NA	NA	NA	Not Analyzed
6/25/98e				6.94*	89.87	Rainbow sheen Strong petroleum odor	570	1.9	0.6	1.3	7.1	ND <0.5	NA	NA	NA	Not Analyzed
10/12/98e				7.18*	89.63	Rainbow sheen Strong petroleum odor	1000	2.4	2.1	3.2	6.9	ND <0.5	NA	NA	NA	Not Analyzed
1/12/99e				6.68*	90.13	Rainbow sheen Strong petroleum odor	6400	39	21	32	83	ND <0.5	ND <0.5	NA	ND <0.5	None Detected<0.5
4/12/99e1				7.16*	89.65	Rainbow sheen Strong petroleum odor	2800	23	19	29	54	ND <0.5	NA	NA	NA	Not Analyzed
8/28/03				NS	NS	NS	NS	NS	NS	NS	NS	NS	NS	NS	NS	Not Sampled
11/24/03 h				8.61*	88.20	Rainbow sheen Petroleum odor	180000	30000	47000	ND <5000	20000	ND <1000	ND <5000	ND< 10000	ND <5000	None Detected<5000
3/02/04h				8.58*	88.23	Rainbow sheen Petroleum odor	84000	4200	5300	1800	9100	ND <100	ND <2.5	ND <1000	ND <2.5	1,2,4-Trimethylbenzene 3200 1,3,5-Trimethylbenzene 860 Isopropylbenzene 100 Naphthalene 580

TABLE 1 CONT'D
GROUNDWATER MONITORING DATA (feet)
AND ANALYTICAL RESULTS (µg/L)

Date	Well No./ Elevation	Depth of Well	Depth to Perf.	Depth to Water	GW Elev.	Well Observation	TPHg	B	T	E	X	MTBE	PCE	TBA	TCE	Other VOCs by EPA 8260B
5.28/04h	STMW-1 (96.81)	14	4-14	8.71*	88.10	Rainbow sheen Strong petro. Odor	99000	20000	27000	4000	22000	ND <500	ND <250	ND <5000	ND <250	1,2,4-Trimethylbenzene 2500
8/25/04h				8.64*	88.17	Rainbow sheen Petroleum odor	100000	12000	18000	4000	22000	ND <400	ND <200	ND <4000	ND <200	1,2,4-Trimethylbenzene 4800
11/22/04h				8.48*	88.33	Rainbow sheen Petroleum odor	140000	12000	16000	4200	27000	ND <400	ND <200	ND <4000	ND <200	1,2,4-Trimethylbenzene 9000 1,3,5-Trimethylbenzene 2500
3/02/05h				8.52*	88.29	Rainbow sheen Petroleum odor	70000	9000	8700	2600	16000	ND <400	ND <200	ND <4000	ND <200	1,2,4-Trimethylbenzene 4100
5/23/05h				8.98*	87.83	Rainbow sheen Petroleum odor	140000	17000	19000	4700	27000	ND <400	ND <200	ND <4000	ND <200	1,2,4-Trimethylbenzene 5700 Methylene Chloride 3400n
8/22/05h				8.08*	88.73	Rainbow sheen Petroleum odor	92000	11000	8900	3200	19000	ND <250	ND <120	ND <2500	ND <125	1,2,4-Trimethylbenzene 4600 1,3,5-Trimethylbenzene 1300 Chloroform 140
11/22/05h				9.00*	87.81	Rainbow sheen Petroleum odor	87000	14000	9200	3600	23000	140	ND <50	ND <4000	ND <50	1,2,4-Trimethylbenzene 5200 1,3,5-Trimethylbenzene 1200 Isopropylbenzene 150 n-Propylbenzene 540 Naphthalene 850
2/25/06h				8.66*	88.15	Rainbow sheen Petroleum odor	92000	13000	9200	3500	24000	ND <400	ND <200	ND <4000	ND <200	1,2,4-Trimethylbenzene 4400
5/30/06h				8.72*	88.09	Rainbow sheen Petroleum odor	80000	14000	4500	2400	11000	ND <250	ND <120	ND <2500	ND <120	1,2,4-Trimethylbenzene 4500
8/24/06h				8.66*	88.15	Rainbow sheen Petroleum odor	45000	6400	1900	2000	9800	ND <100	ND <50	ND <1000	ND <50	1,2,4-Trimethylbenzene 2900 1,3,5-Trimethylbenzene 790
12/11/06h				8.22*	88.59	Rainbow sheen Petroleum odor	42000	7500	1200	2300	8900	ND <100	ND <50	ND <1000	ND <50	1,2,4-Trimethylbenzene 3400 1,3,5-Trimethylbenzene 870 Naphthalene 620
2/27/07h				8.14*	88.67	Rainbow sheen Petroleum odor	350000	17000	4200	4100	22000	ND <250	ND <120	ND <2500	ND <120	1,2,4-Trimethylbenzene 9000 1,3,5-Trimethylbenzene 2600
5/24/07h				8.84*	87.97	Rainbow sheen Petroleum odor	100000	15000	5300	2200	14000	ND <250	ND <120	ND <2500	ND <120	1,2,4-Trimethylbenzene 3200

TABLE 1 CONT'D
GROUNDWATER MONITORING DATA (feet)
AND ANALYTICAL RESULTS (µg/L)

Date	Well No./ Elevation	Depth of Well	Depth to Perf.	Depth to Water	GW Elev.	Well Observation	TPHg	B	T	E	X	MTBE	PCE	TBA	TCE	Other VOCs by EPA 8260B
8/16/07h	STMW-1 (21.94)● resurvey	14	4-14	10.98*	10.96	Rainbow sheen Petroleum odor	76000	4900	1400	1500	7700	ND <100	ND <50	ND <1000	ND <50	1,2,4-Trimethylbenzene 3400 1,3,5-Trimethylbenzene 870 Naphthalene 640
11/28/07				8.90*	13.04	Rainbow sheen Petroleum odor	67000	7600	1700	1600	6900	ND <120	ND 62	ND <1200	ND <62	1,2,4-Trimethylbenzene 3000 1,3,5-Trimethylbenzene 840
3/13/91a	STMW-2 (100.63)	14	4-14	5.25*	95.38	No sheen or odor	170	1	1.7	ND <0.5	28	NA	NA	NA	NA	Not Analyzed
7/06/91a				4.75*	95.88	No sheen Mild petroleum odor	1800	640	48	44	94	NA	NA	NA	NA	Not Analyzed
11/04/91b				5.92*	94.71	No sheen Mild petroleum odor	2143	1000	57	3	19	NA	NA	NA	NA	Not Analyzed
1/20/92c				5.88*	94.75	No sheen Mild petroleum odor	14000	120	0.6	0.6	80	NA	NA	NA	NA	Not Analyzed
5/07/92d				5.70*	94.93	No sheen Mild petroleum odor	1700	32	17	8.6	48	NA	NA	NA	NA	Not Analyzed
8/17/92e				5.71*	94.92	No sheen or odor	16000	180	220	210	620	NA	NA	NA	NA	Not Analyzed
12/10/92e				6.39*	94.24	Light rainbow sheen Mild petroleum odor	44000	84	96	120	350	NA	NA	NA	NA	Not Analyzed
3/18/93e				6.50*	94.13	Light rainbow sheen Mild petroleum odor	9200	22	31	40	110	NA	NA	NA	NA	Not Analyzed
7/13/93e				6.95*	93.10	No sheen Light sewerage odor	9300	18	24	26	89	NA	NA	NA	NA	Not Analyzed
10/11/93f				7.09*	93.54	NMFP Strong petroleum odor	62000	2800	3900	670	4400	NA	NA	NA	NA	Not Analyzed
1/07/94f				6.93*	93.70	Rainbow sheen Mild petroleum odor	22000	1100	1000	280	1800	NA	NA	NA	NA	Not Analyzed
4/06/94f				6.84*	93.79	NMFP Strong petroleum odor	6600	490	140	62	330	NA	NA	NA	NA	Not Analyzed
8/03/94g				7.10*	93.53	NMFP Mild petroleum odor	4000	250	52	55	240	NA	NA	NA	NA	Not Analyzed
11/08/94g				6.19*	94.44	Brown NMFP Strong petroleum odor	4000	250	52	55	240	NA	NA	NA	NA	Not Analyzed
2/16/95e				6.72*	93.91	Rainbow sheen/NMFP Strong petroleum odor	37000	230	88	92	320	Na	NA	NA	NA	Not Analyzed
5/19/95e				6.61*	94.02	Brown sheen spots Light petroleum odor	9300	40	16	22	68	Na	NA	NA	NA	Not Analyzed

TABLE 1 CONT'D
GROUNDWATER MONITORING DATA (feet)
AND ANALYTICAL RESULTS (µg/L)

Date	Well No./ Elevation	Depth of Well	Depth to Perf.	Depth to Water	GW Elev.	Well Observation	TPHg	B	T	E	X	MTBE	PCE	TBA	TCE	Other VOCs by EPA 8260B
8/18/95e	STMW-2 (96.79) Resurvey	14	4-14	7.09*	89.70	Brown NMFP Light petroleum odor	221000 0	720	550	520	1400	Na	NA	NA	NA	Not Analyzed
11/30/95e				7.07*	89.72	Rainbow sheen spots Light petroleum odor	66000	660	510	370	1500	NA	NA	NA	NA	Not Analyzed
2/29/96e				7.57*	89.22	Rainbow sheen Light petroleum odor	33000	75	55	52	150	NA	ND <0.5	NA	ND <0.5	None Detected<0.5
6/07/96e				6.74*	90.05	Rainbow sheen Light petroleum odor	92000	250	75	180	470	NA	ND <0.5	NA	ND <0.5	None Detected<0.5
11/14/96e				6.96*	89.83	Rainbow sheen Light petroleum odor	39000	380	230	270	720	ND <0.5	NA	NA	NA	Not Analyzed
2/12/97e				6.71*	90.08	Rainbow sheen spots Mild petroleum odor	23000	110	28	48	140	ND <0.5	NA	NA	NA	Not Analyzed
5/15/97e				7.06*	89.73	L. rainbow sheen spots Very light petro. Odor	30000	320	48	94	200	NA	NA	NA	NA	Not Analyzed
8/27/97e				7.20*	89.59	No sheen Very light petro. Odor	19000	82	9.1	18	27	ND <0.5	NA	NA	NA	Not Analyzed
12/24/97e				6.72*	90.07	Rainbow sheen Strong petroleum odor	4100	77	8.9	15	34	ND <0.5	NA	NA	NA	Not Analyzed
3/24/98e1				6.10*	90.69	Rainbow sheen Strong petroleum odor	3300	31	4.2	1.6	26	ND <0.5	NA	NA	NA	Not Analyzed
6/25/98e1				5.52*	91.27	Rainbow sheen Light petroleum odor	2200	20	5.4	12	21	ND <0.5	NA	NA	NA	Not Analyzed
10/12/98e1				6.92*	89.87	Rainbow sheen Light petroleum odor	ND <50	ND <0.5	ND <0.5	ND <0.5	ND <0.5	ND <0.5	NA	NA	NA	Not Analyzed
1/12/99e1				6.90*	89.89	Rainbow sheen Strong petroleum odor	4500	24	14	15	49	ND <0.5	ND <0.5	NA	ND <0.5	None Detected<0.5
4/12/99e1				9.98*	89.81	Rainbow sheen Strong petroleum odor	1500	19	12	21	37	ND <0.5	ND <0.5	NA	ND <0.5	None Detected<0.5
8/28/03h				8.32*	88.47	Rainbow sheen Petroleum odor	15000	570	ND <100	430	500	ND <20	ND <100	ND <200	ND <100	1,2,4-Trimethylbenzene 960 1,3,5-Trimethylbenzene 290 n-Propylbenzene 220 Naphthalene 170
11/24/03h				9.62*	87.17	Rainbow sheen Petroleum odor	1200	100	ND <10	38	29	ND <2	ND <10	ND <20	ND <10	1,2,4-Trimethylbenzene 40 1,3,5-Trimethylbenzene 16 n-Propylbenzene 32

TABLE 1 CONT'D
GROUNDWATER MONITORING DATA (feet)
AND ANALYTICAL RESULTS (µg/L)

Date	Well No./ Elevation	Depth of Well	Depth to Perf.	Depth to Water	GW Elev.	Well Observation	TPHg	B	T	E	X	MTBE	PCE	TBA	TCE	Other VOCs by EPA 8260B
3/02/04h	STMW-2 (96.79)	14	4-14	8.28*	88.51	Rainbow sheen Petroleum odor	4700i	430	6.5	140	90	ND <5	ND <25	ND <50	ND <25	1,2,4-Trimethylbenzene 120 1,3,5-Trimethylbenzene 45 Isopropylbenzene 19 n-Propylbenzene 71 Naphthalene 41
5/28/04h				8.45*	88.34	Rainbow sheen Strong petroleum odor	9500	1600	42	280	220	ND <20	ND <100	ND <200	ND <100	1,2,4-Trimethylbenzene 230 1,3,5-Trimethylbenzene 130 n-Propylbenzene 180 Naphthalene 120
8/25/04h				8.36*	88.43	Rainbow sheen Petroleum odor	4000	3400	8.5	150	87	ND <10	ND <5	ND <100	ND <5	1,2,4-Trimethylbenzene 160 1,3,5-Trimethylbenzene 73 n-Propylbenzene 91 Naphthalene 51
11/22/04h				8.18*	88.61	Rainbow sheen Petroleum odor	11000	1200	33	490	380	ND <20	ND <100	ND <200	ND <100	1,2,4-Trimethylbenzene 510 1,2,3-Trimethylbenzene 210 n-Propylbenzene 200 Naphthalene 240
3/02/05h				8.12*	88.67	Rainbow sheen Petroleum odor	6500	520	ND <20	160	69	ND <40	ND <20	ND <400	ND <20	None Detected<200
5/23/05h				8.64*	88.15	Rainbow sheen Petroleum odor	8400	550	ND <12	100	19	ND <25	ND <12	ND <250	ND <12	Methylbne Chloride 130no
8/22/05h				7.74*	89.05	Rainbow sheen Petroleum odor	6200	480	12	110	31	ND <10	ND <5	ND <100	ND <5	1,2,4-Trimethylbenzene 60 Chloroform 5.5 n-Propylbenzene 83 Naphthalene 53
11/22/05h				8.68*	88.11	Rainbow sheen Petroleum odor	4600	270	4.8	80	16	ND <2	ND <1	ND <10	ND <1	1,2,4-Trimethylbenzene 37 1,3,5-Trimethylbenzene 27 Isopropylbenzene 15 n-Butyl benzene 29 n-Propylbenzene 68 Naphthalene 29
2/25/06h				8.46*	88.33	Rainbow sheen Petroleum odor	18000	2100	28	460	120	ND <50	ND <25	ND <500	ND <25	1,2,4-Trimethylbenzene 410 cis-1,2-Dichloroethene 47 n-Propylbenzene 280

TABLE 1 CONT'D
GROUNDWATER MONITORING DATA (feet)
AND ANALYTICAL RESULTS (µg/L)

Date	Well No./ Elevation	Depth of Well	Depth to Perf.	Depth to Water	GW Elev.	Well Observation	TPHg	B	T	E	X	MTBE	PCE	TBA	TCE	Other VOCs by EPA 8260B
5/30/06h	STMW-2 (96.79)	14	4-14	8.40*	88.39	Rainbow sheen Petroleum odor	5100	390	84	150	75	ND <10	ND <5	ND <100	ND <5	1,2,4-Trimethylbenzene 67 1,3,5-Trimethylbenzene 53 n-Propylbenzene 82 Naphthalene 62
8/24/06h				8.40*	88.39	Rainbow sheen Petroleum odor	11000	1400	54	310	81	ND <20	ND <10	ND <200	ND <10	1,2,4-Trimethylbenzene 130 1,3,5-Trimethylbenzene 110 n-Propylbenzene 180
12/11/06h				7.86*	88.93	Rainbow sheen Petroleum odor	39000	1900	420	660	420	ND <20	ND <10	ND <200	ND <200	1,2,4-Trimethylbenzene 590 1,3,5-Trimethylbenzene 310 n-Propylbenzene 360 Naphthalene 290
2/27/07h				7.82*	88.97	Rainbow sheen Petroleum odor	10000	2800	100	400	180	ND <50	ND <25	ND <500	ND <25	None Detected<25
5/24/07h				8.54*	88.25	Rainbow sheen Petroleum odor	17000	3800	58	470	240	ND <100	ND <50	ND <1000	ND <50	None Detected<50
8/16/07h	(22.08)● Resurvey			10.70*	11.38	Rainbow sheen Petroleum odor	9000	1900	ND <25	360	45	ND <50	ND <25	ND <500	ND <25	None Detected<25
11/28/07				8.60*	13.48	Rainbow sheen Petroleum odor	22000	2700	220	560	110	ND <40	ND <20	ND <400	ND <20	n-Propylbenzene 200
11/14/96e	STMW-3 (95.24)	15	2.5-15	5.34*	89.90	No sheen or odor	210	9.1	2.8	4.7	13	ND <0.5	NA	NA	NA	Not Analyzed
2/12/97e				5.14*	90.10	No sheen or odor	ND <50	ND <0.5	ND <0.5	ND <0.5	ND <0.5	ND <0.5	NA	NA	NA	Not Analyzed
5/15/97e				5.42*	89.82	No sheen or odor	ND <50	ND <0.5	ND <0.5	ND <0.5	ND <0.5	NA	NA	NA	NA	Not Analyzed
8/27/97e				5.58*	89.66	No sheen or odor	ND <50	ND <0.5	ND <0.5	ND <0.5	ND <0.5	ND <0.5	NA	NA	NA	Not Analyzed
12/24/97e				5.14*	90.10	No sheen or odor	ND <50	ND <0.5	ND <0.5	ND <0.5	ND <0.5	ND <0.5	NA	NA	NA	Not Analyzed
3/24/98e1				4.54*	90.70	No sheen or odor	13000	87	23	80	130	ND <0.5	NA	NA	NA	Not Analyzed
6/25/98e1				5.06*	90.18	No sheen or odor	ND <50	ND <0.5	ND <0.5	ND <0.5	ND <0.5	ND <0.5	NA	NA	NA	Not Analyzed
10/12/98e1				5.30*	89.94	No sheen or odor	ND <50	ND <0.5	ND <0.5	ND <0.5	ND <0.5	ND <0.5	NA	NA	NA	Not Analyzed

TABLE 1 CONT'D
GROUNDWATER MONITORING DATA (feet)
AND ANALYTICAL RESULTS (µg/L)

Date	Well No./ Elevation	Depth of Well	Depth to Perf.	Depth to Water	GW Elev.	Well Observation	TPHg	B	T	E	X	MTBE	PCE	TBA	TCE	Other VOCs by EPA 8260B
1/12/99e1	STMW-3 (95.24)	15	2.5-15	5.04*	90.20	No sheen or odor	ND <50	ND <0.5	ND <0.5	ND <0.5	ND <0.5	ND <0.5	ND <0.5	NA	ND <0.5	None Detected<0.5
4/12/99e1				5.28*	89.97	No sheen or odor	ND <50	ND <0.5	ND <0.5	ND <0.5	ND <0.5	ND <0.5	NA	NA	NA	Not Analyzed
8/28/03h				6.64*	88.60	No sheen or odor	ND <50	ND <5	ND <5	ND <5	ND <5	ND <1	ND <5	ND <10	ND <5	None Detected<5
11/24/03h				7.04*	88.20	No sheen or odor	ND <50	ND <5	ND <5	ND <5	ND <5	ND <1	ND <5	ND <10	ND <5	None Detected<5
3/02/04h				6.46*	88.78	No sheen or odor	ND <50	ND <0.5	ND <0.5	ND <0.5	ND <1	ND <1	ND <0.5	ND <10	ND <0.5	None Detected<0.5
5/28/04h				6.71*	88.53	No sheen or odor	ND <25	ND <0.5	ND <0.5	ND <0.5	ND <1	ND <1	ND <0.5	ND <10	ND <0.5	None Detected<0.5
8/25/04h				6.64*	88.60	No sheen or odor	ND <25	0.84	ND <0.5	ND <0.5	ND <1	ND <1	ND <0.5	ND <10	ND <0.5	None Detected<0.5
11/22/04h				6.38*	88.86	No sheen or odor	ND <25	ND <0.5	ND <0.5	ND <0.5	ND <0.5	ND <1	ND <0.5	ND <10	ND <0.5	None Detected<0.5
3/02/05h				6.34*	88.90	No sheen or odor	ND <25	ND <0.5	ND <0.5	ND <0.5	ND <0.5	ND <1	ND <0.5	ND <10	ND <0.5	None Detected<0.5
5/23/05h				6.85*	88.39	No sheen or odor	ND <50	ND <0.5	0.81	ND <0.5	0.56	ND <1	ND <0.5	ND <10	ND <0.5	None Detected<0.5
8/22/05h				7.00*	88.24	No sheen Sewerage odor	ND <50	ND <0.5	ND <0.5	ND <0.5	ND <0.5	ND <1	ND <0.5	ND <10	ND <0.5	None Detected<0.5
11/22/05h				6.94*	88.30	No sheen or odor	ND <50	ND <0.5	ND <0.5	ND <0.5	ND <0.5	ND <1	ND <0.5	ND <10	ND <0.5	None Detected<0.5
2/25/06h				6.72*	88.52	No sheen or odor	ND <50	ND <0.5	ND <0.5	ND <0.5	ND <0.5	ND <1	ND <0.5	ND <10	ND <0.5	None Detected<0.5
5/30/06h				6.64*	88.60	No sheen Sewerage odor	ND <50	ND <0.5	ND <0.5	ND <0.5	ND <0.5	ND <1	ND <0.5	ND <10	ND <0.5	None Detected<0.5
8/24/06h				6.64*	88.60	No sheen or odor	ND <50	ND <0.5	ND <0.5	ND <0.5	ND <0.5	ND <1	ND <0.5	ND <10	ND <0.5	None Detected<0.5
12/11/06h				5.84*	89.40	No sheen or odor	ND <50	0.64	ND <0.5	ND <0.5	ND <0.5	ND <1	ND <0.5	ND <10	ND <0.5	None Detected<0.5
2/27/07h				5.36*	89.88	No sheen or odor	ND <50	ND <0.5	ND <0.5	ND <0.5	ND <0.5	ND <1	ND <0.5	ND <10	ND <0.5	None Detected<0.5
5/24/07h				6.78*	88.46	No sheen or odor	ND <50	ND <0.5	ND <0.5	ND <0.5	ND <0.5	ND <1	ND <0.5	ND <10	ND <0.5	None Detected<0.5

TABLE 1 CONT'D
GROUNDWATER MONITORING DATA (feet)
AND ANALYTICAL RESULTS (µg/L)

Date	Well No./ Elevation	Depth of Well	Depth to Perf.	Depth to Water	GW Elev.	Well Observation	TPHg	B	T	E	X	MTBE	PCE	TBA	TCE	Other VOCs by EPA 8260B
8/16/07h	STMW-3 (20.47)● resurvey	15	2.5-15	8.92*	11.55	No sheen or odor	ND <50	ND <0.5	ND <0.5	ND <0.5	ND <0.5	ND <1	ND <0.5	ND <10	ND <0.5	None Detected<0.5
11/28/07				6.80*	13.67	No sheen or odor	ND <50	ND <0.5	ND <0.5	ND <0.5	ND <0.5	ND <1	ND <0.5	ND <10	ND <0.5	None Detected<0.5
11/14/96e	STMW-4 (94.49)	15	2-15	4.67*	89.74	No sheen or odor	ND <50	ND <0.5	ND <0.5	ND <0.5	ND <0.5	ND <0.5	NA	NA	NA	Not Analyzed
2/12/97e				4.45*	89.96	No sheen or odor	ND <50	ND <0.5	ND <0.5	ND <0.5	ND <0.5	ND <0.5	NA	NA	NA	Not Analyzed
5/15/97e				4.75*	89.66	No sheen or odor	ND <50	ND <0.5	ND <0.5	ND <0.5	ND <0.5	NA	NA	NA	NA	Not Analyzed
8/27/97e				4.87*	89.54	No sheen or odor	ND <50	ND <0.5	ND <0.5	ND <0.5	ND <0.5	ND <0.5	NA	NA	NA	Not Analyzed
12/24/97e				4.44*	89.97	No sheen or odor	ND <50	ND <0.5	ND <0.5	ND <0.5	ND <0.5	ND <0.5	NA	NA	NA	Not Analyzed
3/24/98e1				3.88*	90.53	No sheen or odor	13000	87	23	80	130	ND <0.5	NA	NA	NA	Not Analyzed
6/25/98e1				4.40*	90.01	No sheen or odor	ND <50	ND <0.5	ND <0.5	ND <0.5	ND <0.5	ND <0.5	NA	NA	NA	Not Analyzed
10/12/98e1				4.68*	89.73	No sheen or odor	ND <50	ND <0.5	ND <0.5	ND <0.5	ND <0.5	ND <0.5	NA	NA	NA	Not Analyzed
1/12/99e1				4.38*	90.03	No sheen or odor	ND <50	ND <0.5	ND <0.5	ND <0.5	ND <0.5	ND <0.5	ND<0.5	NA	ND <0.5	None Detected<0.5
4/12/99e1				4.62*	89.79	No sheen or odor	ND <50	ND <0.5	ND <0.5	ND <0.5	ND <0.5	ND <0.5	NA	NA	NA	Not Analyzed
8/28/03h				5.92*	88.49	No sheen or odor	ND <50	ND <0.5	ND <0.5	ND <0.5	ND <0.5	ND <1	ND <5	ND <10	ND <5	None Detected<5
11/24/03h				6.28*	88.13	No sheen or odor	ND <50	ND <0.5	ND <0.5	ND <0.5	ND <0.5	ND <1	ND <5	ND <10	ND <5	None Detected<5
3/02/04h				5.70*	88.71	No sheen or odor	ND <50	ND <0.5	ND <0.5	ND <0.5	ND <1	ND <1	ND <0.5	ND <10	ND <0.5	None Detected<0.5
5/28/04h				5.94*	88.47	No sheen or odor	ND <25	ND <0.5	ND <0.5	ND <0.5	ND <1	ND <1	ND <0.5	ND <10	ND <0.5	None Detected<0.5
8/25/04h				5.90*	88.50	No sheen or odor	ND <25	ND <0.5	ND <0.5	ND <0.5	ND <1	ND <1	ND <0.5	ND <10	ND <0.5	None Detected<0.5

**TABLE 1 CONT'D
GROUNDWATER MONITORING DATA (feet)
AND ANALYTICAL RESULTS (µg/L)**

Date	Well No./ Elevation	Depth of Well	Depth to Perf.	Depth to Water	GW Elev.	Well Observation	TPHg	B	T	E	X	MTBE	PCE	TBA	TCE	Other VOCs by EPA 8260B
11/22/04h	STMW-4 (94.49)	15	2-15	5.56*	88.85	No sheen or odor	ND <25	1.1	0.57	ND <0.5	ND <1	ND <1	ND <0.5	ND <10	ND <0.5	None Detected<0.5
3/02/05h				5.60*	88.81	No sheen or odor	ND <25	ND <0.5	ND <0.5	ND <0.5	ND <0.51	ND <1	ND <0.5	ND <10	ND <0.5	None Detected<0.5
5/23/05h				6.09*	88.32	No sheen or odor	ND <50	ND <0.5	ND <0.5	ND <0.5	ND <0.5	ND <1	ND <0.5	ND <10	ND <0.5	None Detected<0.5
8/22/05h				6.22*	88.19	No sheen or odor	ND <50	ND <0.5	ND <0.5	ND <0.5	ND <0.5	ND <1	ND <0.5	ND <10	ND <0.5	None Detected<0.5
11/22/05h				6.16*	88.33	No sheen or odor	ND <50	ND <0.5	ND <0.5	ND <0.5	ND <0.5	ND <1	ND <0.5	ND <10	ND <0.5	None Detected<0.5
2/25/06h				6.02*	88.47	No sheen or odor	ND <50	ND <0.5	ND <0.5	ND <0.5	ND <0.5	ND <1	ND <0.5	ND <10	ND <0.5	None Detected<0.5
5/30/06h				5.92*	88.57	No sheen or odor	ND <50	ND <0.5	ND <0.5	ND <0.5	ND <0.5	ND <1	ND <0.5	ND <10	ND <0.5	None Detected<0.5
8/24/06h				5.88*	88.61	No sheen or odor	ND <50	ND <0.5	ND <0.5	ND <0.5	ND <0.5	ND <1	ND <0.5	ND <10	ND <0.5	None Detected<0.5
12/11/06h				5.19*	89.30	No sheen or odor	ND <50	ND <0.5	ND <0.5	ND <0.5	ND <0.5	ND <1	ND <0.5	ND <10	ND <0.5	Chloroform 4.2
2/27/07h				5.30*	89.19	No sheen or odor	ND <50	ND <0.5	ND <0.5	ND <0.5	ND <0.5	ND <1	ND <0.5	ND <10	ND <0.5	None Detected<0.5
5/24/07h				5.98*	88.51	No sheen or odor	ND <50	ND <0.5	ND <0.5	ND <0.5	ND <0.5	ND <1	ND <0.5	ND <10	ND <0.5	None Detected<0.5
8/16/07h	(19.58)● resurvey			8.14*	11.44	No sheen or odor	ND <50	ND <0.5	ND <0.5	ND <0.5	ND <0.5	ND <1	ND <0.5	ND <10	ND <0.5	None Detected<0.5
11/28/07				6.04*	13.54	No sheen or odor	ND <50	ND <0.5	ND <0.5	ND <0.5	ND <0.5	ND <1	ND <0.5	ND <10	ND <0.5	None Detected<0.5
11/14/96e	STMW-5 (94.49)	15	2-15	5.20*	89.29	No sheen or odor	ND <50	ND <0.5	ND <0.5	ND <0.5	ND <0.5	ND <0.5	ND <0.5	NA	ND <0.5	None Detected<0.5
2/12/97e				4.99*	89.50	No sheen or odor	ND <50	ND <0.5	ND <0.5	ND <0.5	ND <0.5	ND <0.5	ND <0.5	NA	ND <0.5	None Detected<0.5
5/15/97e				5.30*	89.19	No sheen or odor	ND <50	ND <0.5	ND <0.5	ND <0.5	ND <0.5	NA	NA	NA	NA	Not Analyzed
8/27/97e				5.33*	89.16	No sheen or odor	ND <50	ND <0.5	ND <0.5	ND <0.5	ND <0.5	ND <0.5	NA	NA	NA	Not Analyzed

TABLE 1 CONT'D
GROUNDWATER MONITORING DATA (feet)
AND ANALYTICAL RESULTS (µg/L)

Date	Well No./ Elevation	Depth of Well	Depth to Perf.	Depth to Water	GW Elev.	Well Observation	TPHg	B	T	E	X	MTBE	PCE	TBA	TCE	Other VOCs by EPA 8260B
12/24/97e	STMW-5 (94.49)	15	2-15	4.94*	89.55	No sheen or odor	ND <50	ND <0.5	ND <0.5	ND <0.5	ND <0.5	ND <0.5	ND <0.5	NA	NA	Not Analyzed
3/24/98e1				4.52*	89.97	No sheen Slight sewerage odor	ND <50	ND <0.5	ND <0.5	ND <0.5	ND <0.5	ND <0.5	ND <0.5	NA	NA	Not Analyzed
6/25/98e1				5.00*	89.49	No sheen or odor	ND <50	ND <0.5	ND <0.5	ND <0.5	ND <0.5	ND <0.5	ND <0.5	NA	NA	Not Analyzed
10/12/98e1				5.18*	89.31	No sheen or odor	ND <50	ND <0.5	ND <0.5	ND <0.5	ND <0.5	ND <0.5	ND <0.5	NA	NA	Not Analyzed
1/12/99e1				5.02*	89.47	No sheen or odor	ND <50	ND <0.5	ND <0.5	ND <0.5	ND <0.5	ND <0.5	ND <0.5	NA	ND <0.5	None Detected<0.5
4/12/99e1				5.38*	89.11	No sheen Light sewerage odor	ND <50	ND <0.5	ND <0.5	ND <0.5	ND <0.5	ND <0.5	NA	NA	NA	Not Analyzed
8/28/03h				6.62*	87.87	No sheen or odor	ND <50	ND <5	ND <5	ND <5	ND <5	ND <1	ND <5	ND <10	ND <5	None Detected<5
11/24/03h				6.84*	87.65	No sheen or odor	ND <50	ND <5	ND <5	ND <5	ND <5	ND <1	ND <5	ND <10	ND <5	None Detected<5
3/02/04h				6.26*	88.23	No sheen or odor	62j	ND <0.5	ND <0.5	ND <0.5	ND <1	ND <1	1.9	ND <10	ND <0.5	None Detected<0.5
5/28/04h				6.52*	87.479	No sheen or odor	ND <25	ND <0.5	ND <0.5	ND <0.5	ND <1	ND <1	1.6	ND <10	ND <0.5	None Detected<0.5
8/25/04h				6.50*	87.99	No sheen or odor	ND <25	ND <0.5	ND <0.5	ND <0.5	ND <1	ND <1	1.4	ND <10	ND <0.5	None Detected<0.5
11/22/04h				6.08*	88.41	No sheen or odor	ND <25	ND <0.5	ND <0.5	ND <0.5	ND <0.5	ND <1	2.1	ND <10	0.6	None Detected<0.5
3/02/05h				6.14*	88.35	No sheen or odor	ND <25	ND <0.5	ND <0.5	ND <0.5	ND <0.5	ND <1	2	ND <10	0.5	None Detected<0.5
5/23/05h				6.56*	87.93	No sheen or odor	ND <50	1.3	2.6	ND <0.5	2.6	ND <1	1.1	ND <10	ND <0.5	None Detected<0.5
8/22/05h				6.70*	87.79	No sheen or odor	ND <50	ND <0.5	ND <0.5	ND <0.5	ND <0.5	ND <1	1.5	ND <10	ND <0.5	None Detected<0.5
11/22/05h				6.64*	87.85	No sheen or odor	ND <50	ND <0.5	ND <0.5	ND <0.5	ND <0.5	ND <1	1.8	ND <10	0.78	None Detected<0.5
2/25/06h				6.58*	87.91	No sheen or odor	ND <50	ND <0.5	ND <0.5	ND <0.5	ND <0.5	ND <1	1.6	ND <10	ND <0.5	None Detected<0.5

TABLE 1 CONT'D
GROUNDWATER MONITORING DATA (feet)
AND ANALYTICAL RESULTS (µg/L)

Date	Well No./ Elevation	Depth of Well	Depth to Perf.	Depth to Water	GW Elev.	Well Observation	TPHg	B	T	E	X	MTBE	PCE	TBA	TCE	Other VOCs by EPA 8260B
5/30/06h	STMW-5 (94.49)	15	2-15	6.50*	87.99	No sheen or odor	ND <50	ND <0.5	ND <0.5	ND <0.5	ND <0.5	ND <1	2.4	ND <10	0.54	None Detected<0.5
8/24/06h				6.46*	88.03	No sheen or odor	ND <50	ND <0.5	ND <0.5	ND <0.5	ND <0.5	ND <1	1.2	ND <10	ND <0.5	None Detected<0.5
12/11/06h				5.54*	88.95	No sheen or odor	ND <50	ND <0.5	ND <0.5	ND <0.5	ND <0.5	ND <1	ND <0.5	ND <10	ND <0.5	Chloroform 3.7
2/27/07h				5.88*	88.61	No sheen or odor	ND <50	ND <0.5	ND <0.5	ND <0.5	ND <0.5	ND <1	1.1	ND <10	ND <0.5	None Detected<0.5
5/24/07h				6.54*	87.95	No sheen or odor	ND <50	ND <0.5	ND <0.5	ND <0.5	ND <0.5	ND <1	0.84	ND <10	ND <0.5	None Detected<0.5
8/16/07hq	(19.71)● resurvey			8.64*	11.07	No sheen or odor	ND <50	ND <0.5	ND <0.5	ND <0.5	ND <0.5	ND <1	0.68	ND <10	ND <0.5	None Detected<0.5
11/28/07				6.56*	13.15	No sheen or odor	ND <50	ND <0.5	ND <0.5	ND <0.5	ND <0.5	ND <1	1.4	ND <10	ND <0.5	None Detected<0.5
8/16/07h	STMW-6 (21.96)●	15	5-15	11.60*	10.36	Rainbow sheen No odor	1300	200	81	33	110	5	ND <2.5	ND <50	ND <2.5	1,2,4-Trimethylbenzene 40
11/27/07				9.58*	12.38	No sheen or odor	17000	4800	920	860	740	ND <100	ND <50	ND <1000	ND <50	None Detected<50
3/13/91a	MW-2 (99.36)	11.50	5-11.50	4.29*	95.07	No sheen Mild petroleum odor	25000	2600	4400	ND <0.5	5800	NA	NA	NA	NA	Not Analyzed
7/03/91a				5.83*	93.53	No sheen Strong petroleum odor	21000	2800	3200	ND <0.5	4300	NA	NA	NA	NA	Not Analyzed
11/04/91b				4.79*	94.57	No sheen Mild petroleum odor	3589	1700	119	9	56	NA	NA	NA	NA	Not Analyzed
1/20/92c				4.60*	94.76	No sheen Mild petroleum odor	380	38	1.3	ND <0.5	34	NA	NA	NA	NA	Not Analyzed
5/27/92d				4.42*	94.94	No sheen Mild petroleum odor	10000	62	32	44	160	NA	NA	NA	NA	Not Analyzed
8/27/92e				4.43*	94.96	No sheen Mild petroleum odor	6000	48	27	65	180	NA	NA	NA	NA	Not Analyzed
12/10/92e				4.94*	94.45	No sheen Mild petroleum odor	7200	15	23	32	82	NA	NA	NA	NA	Not Analyzed
3/18/93e				5.11*	94.28	No sheen Light sewerage odor	1400	8.3	11	13	48	NA	NA	NA	NA	Not Analyzed

**TABLE 1 CONT'D
GROUNDWATER MONITORING DATA (feet)
AND ANALYTICAL RESULTS (µg/L)**

Date	Well No./ Elevation	Depth of Well	Depth to Perf.	Depth to Water	GW Elev.	Well Observation	TPHg	B	T	E	X	MTBE	PCE	TBA	TCE	Other VOCs by EPA 8260B
7/13/93e	MW-2 (99.36)	11.50	5-11.50	5.53*	93.86	Rainbow sheen Light petroleum odor	2400	4.7	6.2	6.8	25	NA	NA	NA	NA	Not Analyzed
10/11/93f				5.64*	93.75	No sheen or odor	410	43	2.6	4.5	12	NA	NA	NA	NA	Not Analyzed
1/07/94f				5.52*	93.87	No sheen or odor	240	25	3.1	ND <0.5	20	NA	NA	NA	NA	Not Analyzed
4/06/94f				5.82*	93.57	No sheen or odor	3000	120	23	22	190	NA	NA	NA	NA	Not Analyzed
8/03/94g				7.47*	91.92	No sheen or odor	500	57	1	17	25	NA	NA	NA	NA	Not Analyzed
11/08/94g				4.69*	94.70	No sheen or odor	8000	650	85	50	1000	NA	NA	NA	NA	Not Analyzed
2/16/95e				5.31*	94.08	No sheen or odor	660	6.4	1	5.6	8.9	NA	NA	NA	NA	Not Analyzed
5/19/95e				5.17*	94.22	No sheen Mild sewerage odor	1900	11	10	23	26	NA	NA	NA	NA	Not Analyzed
8/18/95e	(95.22) resurvey			5.65*	89.57	No sheen Light sewerage odor	1800	15	1.6	15	20	NA	NA	NA	NA	Not Analyzed
11/30/95e				5.64*	89.58	No sheen or odor	120	9.3	ND <0.5	0.5	3.5	NA	NA	NA	NA	Not Analyzed
2/29/96e				4.61*	90.61	No sheen Light sewerage odor	1200	6.1	1.2	6.2	8.7	NA	ND <0.5	NA	ND <0.5	None Detected<0.5
6/07/96e				5.37*	89.85	No sheen or odor	ND <50	ND <0.5	ND <0.5	ND <0.5	ND <0.5	NA	ND <0.5	NA	ND <0.5	None Detected<0.5
11/14/96e				5.55*	89.67	No sheen or odor	ND <50	ND <0.5	ND <0.5	ND <0.5	ND <0.5	ND <0.5	NA	NA	NA	Not Analyzed
2/12/97e				5.14*	90.08	No sheen or odor	ND <50	ND <0.5	ND <0.5	ND <0.5	ND <0.5	ND <0.5	NA	NA	NA	Not Analyzed
5/15/97e				5.63*	89.59	No sheen or odor	ND <50	ND <0.5	ND <0.5	ND <0.5	ND <0.5	ND <0.5	NA	NA	NA	Not Analyzed
8/27/97e				5.73*	89.49	No sheen or odor	ND <50	ND <0.5	ND <0.5	ND <0.5	ND <0.5	ND <0.5	NA	NA	NA	Not Analyzed
12/24/97e				5.30*	89.91	No sheen or odor	ND <50	ND <0.5	ND <0.5	ND <0.5	ND <0.5	ND <0.5	NA	NA	NA	Not Analyzed
3/24/98e1				4.76*	90.46	No sheen or odor	ND <50	ND <0.5	ND <0.5	ND <0.5	ND <0.5	ND <0.5	NA	NA	NA	Not Analyzed
6/25/98e1				5.28*	89.94	No sheen or odor	ND <50	ND <0.5	ND <0.5	ND <0.5	ND <0.5	ND <0.5	NA	NA	NA	Not Analyzed

TABLE 1 CONT'D
GROUNDWATER MONITORING DATA (feet)
AND ANALYTICAL RESULTS (µg/L)

Date	Well No./ Elevation	Depth of Well	Depth to Perf.	Depth to Water	GW Elev.	Well Observation	TPHg	B	T	E	X	MTBE	PCE	TBA	TCE	Other VOCs by EPA 8260B
10/12/98e1	MW-2 (95.22)	11.50	5-11.50	5.50*	89.72	No sheen or odor	ND <50	ND <0.5	ND <0.5	ND <0.5	ND <0.5	ND <0.5	NA	NA	NA	Not Analyzed
1/12/99e1				5.28*	89.94	No sheen or odor	ND <50	ND <0.5	ND <0.5	ND <0.5	ND <0.5	ND <0.5	ND <0.5	NA	ND <0.5	None Detected<0.5
4/12/99e1				5.54*	89.68	No sheen or odor	ND <50	ND <0.5	ND <0.5	ND <0.5	ND <0.5	ND <0.5	NA	NA	NA	Not Analyzed
8/28/03h				6.86*	88.36	No sheen or odor	ND <50	ND <5	ND <5	ND <5	ND <5	ND <1	ND <5	ND <10	ND <5	None Detected<5
11/24/03h				7.20*	88.02	No sheen or odor	ND <50	ND <5	ND <5	ND <5	ND <5	ND <1	ND <5	ND <10	ND <5	None Detected<5
3/02/04h				6.64*	88.58	No sheen or odor	110k	27	ND <05	ND <0.5	ND <1	ND <1	ND <0.5	ND <10	ND <0.5	None Detected<0.5
5/28/04h				6.86*	88.36	No sheen or odor	ND <25	ND <0.5	ND <0.5	ND <0.5	ND <1	ND <1	ND <0.5	ND <10	ND <0.5	None Detected<0.5
8/25/04h				6.82*	88.40	No sheen or odor	ND <25	ND <0.5	ND <0.5	ND <0.5	ND <0.5	ND <1	ND <0.5	ND <10	ND <0.5	None Detected<0.5
11/22/04h				6.52*	88.70	No sheen or odor	ND <25	ND <0.5	ND <0.5	ND <05	ND <0.5	ND <1	ND <0.5	ND <10	ND <0.5	None Detected<0.5
3/02/05h				6.52*	88.70	No sheen or odor	ND <25	ND <0.5	ND <0.5	ND <05	ND <0.5	ND <1	ND <0.5	ND <10	ND <0.5	None Detected<0.5
5/23/05h				7.00*	88.22	No sheen or odor	ND <50	ND <0.5	0.98	ND <0.5	0.6	ND <1	ND <0.5	ND <10	ND <0.5	None Detected<0.5
8/22/05h				7.12*	88.10	No sheen or odor	ND <50	ND <0.5	ND <0.5	ND <0.5	ND <0.5	ND <1	ND <0.5	ND <10	ND <0.5	None Detected<0.5
11/22/05h				7.04*	88.18	No sheen or odor	ND <50	ND <0.5	ND <0.5	ND <0.5	ND <0.5	ND <1	ND <0.5	ND <10	ND <0.5	None Detected<0.5
2/25/06h				6.92*	88.30	No sheen or odor	ND <50	ND <0.5	ND <0.5	ND <0.5	ND <0.5	ND <1	ND <0.5	ND <10	ND <0.5	None Detected<0.5
5/30/06h				6.86*	88.36	No sheen or odor	ND <50	ND <0.5	ND <0.5	ND <0.5	ND <0.5	ND <1	ND <0.5	ND <10	ND <0.5	None Detected<0.5
8/24/06h				6.80*	88.42	No sheen or odor	ND <50	ND <0.5	ND <0.5	ND <0.5	ND <0.5	ND <1	ND <0.5	ND <10	ND <0.5	None Detected<0.5
12/11/06h				5.86*	89.36	No sheen or odor	100	10	ND <0.5	ND <0.5	ND <0.5	ND <1	ND <0.5	ND <10	ND <0.5	Chloroform 4

TABLE 1 CONT'D
GROUNDWATER MONITORING DATA (feet)
AND ANALYTICAL RESULTS (µg/L)

Date	Well No./ Elevation	Depth of Well	Depth to Perf.	Depth to Water	GW Elev.	Well Observation	TPHg	B	T	E	X	MTBE	PCE	TBA	TCE	Other VOCs by EPA 8260B
2/27/07h	MW-2 (95.22)	11.50	5-11.50	6.16*	89.06	No sheen or odor	ND <50	ND <0.5	ND <0.5	ND <0.5	ND <0.5	ND <1	0.54 <0.5	ND <10	ND <0.5	Chloroform 1.2
5/24/07h				6.94*	88.28	No sheen or odor	ND <50	ND <0.5	ND <0.5	ND <0.5	ND <0.5	ND <1	ND <0.5	ND <10	ND <0.5	Chloroform 0.85
8/16/07hq	(20.41)● resurvey			9.06*	11.35	No sheen or odor	ND <50	ND <0.5	ND <0.5	ND <0.5	ND <0.5	ND <1	ND <0.5	ND <10	ND <0.5	Chloroform 2.3
11/28/07				6.98*	13.43	No sheen or odor	ND <50	ND <0.5	ND <0.5	ND <0.5	ND <0.5	ND <1	ND <0.5	ND <10	ND <0.5	None Detected<0.5
3/13/91a	MW-3 (100.09)	12	5-12	4.67*	95.42	Trace of sheen Moderate petro. odor	47000	9100	9900	270	8110	NA	NA	NA	NA	Not Analyzed
7/03/91a				5.75*	94.34	Trace of sheen Moderate petro. odor	40000	12000	4500	1200	4000	NA	NA	NA	NA	Not Analyzed
11/04/91b				5.67*	94.42	Trace of sheen Strong petro. odor	102700	38800	19100	3200	8300	NA	NA	NA	NA	Not Analyzed
1/20/92c				5.54*	94.55	Light sheen Strong petro. odor	510000	27000	27000	5800	45000	NA	NA	NA	NA	Not Analyzed
5/07/92d				5.18*	9491	Rainbow sheen Strong petro. odor	43000	250	230	120	470	NA	NA	NA	NA	Not Analyzed
8/17/92e				5.24*	94.85	Rainbow sheen Mild petroleum odor	140000	2500	2400	1700	5500	NA	NA	NA	NA	Not Analyzed
12/10/92e				4.42*	95.67	Light sheen Strong petro. odor	94000	400	410	430	1100	NA	NA	NA	NA	Not Analyzed
3/18/93e				5.39*	94.70	Thick NMFP Mild petroleum odor	51000	92	130	160	590	NA	NA	NA	NA	Not Analyzed
7/13/93e				6.07*	94.02	Light rainbow sheen spots/Strong petroleum odor	80000	160	210	230	820	NA	NA	NA	NA	Not Analyzed
10/11/93f				6.34*	93.75	NMFP Strong petro. Odor	180000	14000	8800	320	9400	NA	NA	NA	NA	Not Analyzed
1/07/94f				6.34*	93.75	NMFP Strong petro. Odor	120000	9500	4600	230	7800	NA	NA	NA	NA	Not Analyzed
4/06/94f				6.14*	93.95	No sheen or odor	96000	6000	3100	95	6200	NA	NA	NA	NA	Not Analyzed
8/03/94g				6.34*	93.75	Few sheen spots Mild petroleum odor	200000	6500	5700	1500	18000	NA	NA	NA	NA	Not Analyzed

TABLE 1 CONT'D
GROUNDWATER MONITORING DATA (feet)
AND ANALYTICAL RESULTS (µg/L)

Date	Well No./ Elevation	Depth of Well	Depth to Perf.	Depth to Water	GW Elev.	Well Observation	TPHg	B	T	E	X	MTBE	PCE	TBA	TCE	Other VOCs by EPA 8260B
11/08/94g	MW-3 (100.09)	12	5-12	3.89*	96.20	Brown NMFP Strong petro. Odor	86000	7400	8500	2200	12000	NA	NA	NA	NA	Not Analyzed
2/16/95e				5.90*	94.19	Brown NMFP Strong petro. Odor	59000	280	120	120	570	NA	NA	NA	NA	Not Analyzed
5/19/95e				4.15*	95.94	Brown NMFP Strong petro. Odor	12000	150	68	69	160	NA	NA	NA	NA	Not Analyzed
8/18/95e	(95.62) resurvey			6.08*	89.54	Brown NMFP Mild petroleum odor	33000	74	28	38	100	NA	NA	NA	NA	Not Analyzed
11/30/95e				6.26*	89.36	Rainbow sheen spots Light petroleum odor	100000	1300	510	250	2400	NA	NA	NA	NA	Not Analyzed
2/29/96e				4.37*	91.25	Rainbow sheen spots Mild petroleum odor	15000	12	3.8	10	24	NA	80	80	110	cis-1,2-Dichloroethene 35 Chloroform 160
6/07/96e				5.90*	89.72	Rainbow sheen spots Mild petroleum odor	5200	23	6.9	14	34	NA	61	61	110	Chloroform 31
11/14/96e				6.14*	89.48	Rainbow sheen Light petroleum odor	33000	320	130	250	620	ND <0.5	ND <0.5	ND <0.5	ND <0.5	None Detected<0.5
2/12/97e				4.45*	91.17	No sheen or odor	15000	43	9	20	41	ND <0.5	ND <0.5	ND <0.5	ND <0.5	None Detected<0.5
5/15/97e				5.77*	89.85	No sheen or odor	15000	68	30	60	110	NA	ND <0.5	ND <0.5	ND <0.5	None Detected<0.5
8/27/97e				5.98*	89.64	No sheen Mild sewerage odor	15000	22	5.2	9.7	19	ND <0.5	ND <0.5	ND <0.5	ND <0.5	None Detected<0.5
12/24/97e				5.70*	89.92	Rainbow sheen Strong petro. odor	15000	150	10	81	110	ND <0.5	ND <0.5	ND <0.5	ND <0.5	None Detected<0.5
3/24/98e1				5.06*	90.56	No sheen or odor	ND <50	ND <0.5	ND <0.5	ND <0.5	ND <0.5	ND <0.5	ND <0.5	ND <0.5	ND <0.5	None Detected<0.5
6/25/98e1				5.66*	89.96	Light sheen spots Light sewerage odor	23000	100	22	86	130	ND <0.5	ND <5	ND <5	ND <5	None Detected<5
10/12/98e1				5.18*	90.44	Rainbow sheen Light petroleum odor	23000	26	21	48	210	ND <0.5	ND <5	ND <5	ND <5	None Detected<5
1/12/99e1				5.42*	90.20	Rainbow sheen Sewerage odor	7200	48	32	44	99	ND <0.5	ND <0.5	ND <0.5	ND <0.5	None Detected<0.5
4/12/99e1				6.02*	89.60	No sheen Strong sewerage odor	ND <50	ND <0.5	ND <0.5	ND <0.5	ND <0.5	ND <0.5	ND <0.5	ND <0.5	ND <0.5	None Detected<0.5

TABLE 1 CONT'D
GROUNDWATER MONITORING DATA (feet)
AND ANALYTICAL RESULTS (µg/L)

Date	Well No./ Elevation	Depth of Well	Depth to Perf.	Depth to Water	GW Elev.	Well Observation	TPHg	B	T	E	X	MTBE	PCE	TBA	TCE	Other VOCs by EPA 8260B
8/28/03h	MW-3 (95.62)	12	5-12	8.64*	86.98	No sheen or odor	2600	54	ND <25	110	61	ND <5	ND <25	ND <50	ND <25	1,2,4-Trimethylbenzene 190 1,3,5-Trimethylbenzene 38 n-Propylbenzene 40 Naphthalene 29
11/24/03h				7.96*	87.66	Rainbow sheen Petroleum odor	2800	64	ND <25	140	44	ND <5	ND <25	ND <50	ND <25	1,2,4-Trimethylbenzene 120 1,3,5-Trimethylbenzene 30 n-Propylbenzene 55
3/02/04h				6.36*	89.26	No sheen or odor	580	11	ND <5	ND <5	ND <10	ND <10	850	ND <100	190	cis-1,2-Dichloroethene 440 Vinyl Chloride 5.3
5/28/04h				7.82*	87.80	No sheen or odor	2900	ND <25	ND <25	ND <25	ND <50	ND <50	2600	ND <500	630	cis-1,2-Dichloroethene 1200
8/25/04h				7.80*	87.82	Light rainbow sheen Sewerage odor	870	23	ND <5	13	ND <10	ND <10	5.2	ND <100	8.8	cis-1,2-Dichloroethene 740 Vinyl Chloride 170
11/22/04h				5.98*	89.64	No sheen or odor	1200m	14	ND <10	ND <10	ND <10	ND <20	790	ND <200	210	cis-1,2-Dichloroethene 460
3/02/05h				5.80*	89.82	No sheen or odor	3600m	ND <50	ND <50	ND <50	ND <50	ND <100	2500	ND <1000	480	cis-1,2-Dichloroethene 1200
5/23/05h				6.94*	88.68	No sheen Sewerage odor	2400	ND <0.5	ND <0.5	ND <0.5	0.52	ND <1	31	ND <10	5.3	cis-1,2-Dichloroethene 20 Methylene Chloride 9.5no Vinyl Chloride 0.72
8/22/05h				7.92*	87.70	No sheen Sewerage odor	1700	25	ND <25	ND <25	ND <25	ND <50	60	ND <500	27	cis-1,2-Dichloroethene 2400 Chloroform 26 Vinyl Chloride 520
11/22/05h				7.70*	87.92	No sheen or odor	1000	22	3.4	5	2.7	ND <5	2.6	ND <200	ND <2.5	cis-1,2-Dichloroethene 280 Isopropylbenzene 6.41 Vinyl Chloride 170
2/25/06h				7.52*	88.10	No sheen or odor	480	7.7	ND <5	ND <5	ND <5	ND <10	67	ND <100	70	cis-1,2-Dichloroethene 720 Vinyl Chloride 33
5/30/06h				7.64*	87.98	No sheen or odor	2000	ND <25	ND ,25	ND <25	ND <25	ND <50	2500	ND <500	430	Vinyl Chloride 160
8/24/06h				7.58*	88.04	No sheen Sewerage odor	740	15	11	ND <10	ND <10	ND <20	270	ND <200	67	Vinyl Chloride 260
12/11/06h				4.22*	91.40	No sheen or odor	460	6.4	ND <1	ND <1	ND <1	ND <2	160	ND <20	22	Vinyl Chloride 6.1
2/27/07h				5.20*	90.42	No sheen or odor	1000p	ND <20	ND <20	ND <20	ND <20	ND <40	2000	ND <400	330	None Detected<20

TABLE 1 CONT'D
GROUNDWATER MONITORING DATA (feet)
AND ANALYTICAL RESULTS (µg/L)

Date	Well No./ Elevation	Depth of Well	Depth to Perf.	Depth to Water	GW Elev.	Well Observation	TPHg	B	T	E	X	MTBE	PCE	TBA	TCE	Other VOCs by EPA 8260B
5/24/07h	MW-3 (95.62)	12	5-12	7.66*	87.96	No sheen or odor	820	ND <12	ND <12	ND <12	ND <12	ND <25	450	ND <250	98	Vinyl Chloride 78
8/16/07hq	(20.79)● Resurvey			8.92*	11.87	No sheen Petroleum odor	1500	15	ND <5	ND <5	ND <5	ND <10	140	ND <100	41	cis-1,2-Dichloroethene 440 Vinyl Chloride 150
11/28/07				7.62*	13.17	No sheen or odor	730	13	ND <3.3	ND <3.3	ND <3.3	ND <6.7	480	ND <69	90	cis-1,2-Dichloroethene 290 Vinyl Chloride 20
3/13/91a	OTMW-5 (100.87)	N/A	N/A	5.02	95.85	No sheen Mild petroleum odor	120	460	12	1	4	NA	NA	NA	NA	Not Analyzed
7/03/91a				5.75	95.12	No sheen Mild petroleum odor	810	320	43	16	43	NA	NA	NA	NA	Not Analyzed
11/04/91b				5.77	95.10	No sheen Mild petroleum odor	971	100	19	5	13	NA	NA	NA	NA	Not Analyzed
1/20/91c				5.58	95.29	No sheen Mild petroleum odor	90	0.7	0.7	ND <0.5	11	NA	NA	NA	NA	Not Analyzed
5/07/92d				5.43	95.44	No sheen Mild petroleum odor	180	27	14	8.2	35	NA	NA	NA	NA	Not Analyzed
8/17/92e				5.45	95.42	No sheen or odor	87	12	9.8	4	42	NA	NA	NA	NA	Not Analyzed
12/10/92e				7.30	93.57	No sheen Mild petroleum odor	540	4.7	4.5	6.4	19	NA	NA	NA	NA	Not Analyzed
3/18/93e	OTMW-5 (100.87)	N/A	N/A	7.11	93.76	No sheen Light sewerage odor	570	6	7.6	11	29	NA	NA	NA	NA	Not Analyzed
7/13/93e				7.45	93.42	No sheen or odor	3500	6.8	8.6	9.5	36	NA	NA	NA	NA	Not Analyzed
10/11/93f				7.65	93.22	No sheen or odor	ND <50	ND <0.5	ND <0.5	ND <0.5	ND <0.5	NA	NA	NA	NA	Not Analyzed
1/07/94f				7.67	93.20	No sheen or odor	ND <50	ND <0.5	ND <0.5	ND <0.5	ND <0.5	NA	NA	NA	NA	Not Analyzed
8/17/92e	OTMW-6 (N/A)	N/A	N/A	4.88	N/A	No sheen or odor	ND <50	ND <0.5	ND <0.5	ND <0.5	ND <0.5	NA	NA	NA	NA	Not Analyzed

TABLE 1 CONT'D
GROUNDWATER MONITORING DATA (feet)
AND ANALYTICAL RESULTS (µg/L)

TPHg – Total Petroleum Hydrocarbons as gasoline

MTBE – Methyl Tertiary Butyl Ether

Perf. – Perforation

PCE – Tetrachloroethene

NS – Not Sampled

ND – Not Detected (Below Laboratory Detection Limit)

* Well screens are not submerged

● Mean Sea Level

1 – Laboratory was not state certified since January 30, 1998

a – Laboratory analyses were analyzed by Anametrix Inc.

b – Laboratory analyses were analyzed by Carter Analytical Laboratory

c – Laboratory analyses were analyzed by Chromalab, Inc.

d – Laboratory analyses were analyzed by Geochem Labs

e – Laboratory analyses were analyzed by Priority Environmental Labs

f – Laboratory analyses were analyzed by Argon Mobil Labs

g – Laboratory analyses were analyzed by North State Environmental

h – Laboratory analyses were analyzed by Entech Analytical Labs

i – TPH as gasoline value reported possibly aged gasoline

j – TPH as gasoline reported value is the result of higher boiling point compounds within the TPH as gasoline quantitation range

k – TPH as gasoline reported value is the results of a high concentration of Benzene and of higher boiling point compounds within TPH as gasoline quantitation range

l – TPH as gasoline value is the result of discrete peaks within the TPH as gasoline quantitation range

m – A typical pattern. No indication of gasoline

n – This analyte is a common laboratory contaminant

o – This analyte was found in the associated Method Blank

p – Not a gasoline pattern. Value due to non-target compounds

q – Monitoring wells were monitored on 8/16/07 but was sampled on 8/19/07

BTEX – Benzene, Toluene, Ethylbenzene, Total Xylenes

GW Elev. – Groundwater Elevation

cis-1,2-Dichl – cis-1,2-Dichloroethene

TCE – Trichloroethene

NA – Not Analyzed

N/A – Not Available

* Well screens are submerged

TABLE 2
RECENT GROUNDWATER MONITORING DATA (feet)
AND ANALYTICAL RESULTS (µg/L)

Date	Well No./ Elevation	Depth of Well	Depth to Perf.	Depth to Water	GW Elev.	Well Observation	TPHg	B	T	E	X	MTBE	PCE	TBA	TCE	Other VOCs by EPA 8260B
11/28/07	STMW-1 (21.94)● Resurvey	14	4-14	8.90*	13.04	Rainbow sheen Petroleum odor	67000	7600	1700	1600	6900	ND <120	ND <62	ND <1200	ND <62	1,2,4-Trimethylbenzene 3000 1,3,5-Trimethylbenzene 840
11/28/07	STMW-2 (22.08)● Resurvey	14	4-14	8.60*	13.48	Rainbow sheen Petroleum odor	22000	2700	220	560	110	ND <40	ND <20	ND <400	ND <20	n-Propylbenzene 200
11/28/07	STMW-3 (20.47)● Resurvey	15	2.5-15	6.80*	13.67	No sheen or odor	ND <50	ND <0.5	ND <0.5	ND <0.5	ND <0.5	ND <1	ND <0.5	ND <10	ND <0.5	None Detected<0.5
11/28/07	STMW-4 (19.58)● Resurvey	15	2-15	6.04*	13.54	No sheen or odor	ND <50	ND <0.5	ND <0.5	ND <0.5	ND <0.5	ND <1	ND <0.5	ND <10	ND <0.5	None Detected<0.5
11/28/07	STMW-5 (19.71)● Resurvey	15	2-15	6.56*	13.15	No sheen or odor	ND <50	ND <0.5	ND <0.5	ND <0.5	ND <0.5	ND <1	1.4	ND <10	ND <0.5	None Detected<0.5
11/28/07	STMW-6 (21.96)●	15	5-15	9.58*	12.38	No sheen or odor	17000	4800	920	860	740	ND <100	ND <50	ND <1000	ND <50	None Detected<50
11/28/07	MW-2 (20.41)● Resurvey	11.50	5-11.50	6.98*	13.43	No sheen or odor	ND <50	ND <0.5	ND <0.5	ND <0.5	ND <0.5	ND <1	ND <0.5	ND <10	ND <0.5	None Detected<0.5
11/28/07	MW-3 (20.79)● Resurvey	12	5-12	7.62*	13.17	No sheen or odor	730	13	ND <3.3	ND <3.3	ND <3.3	ND <6.7	480	ND <69	90	cis-1,2-Dichloroethene 290 Vinyl Chloride 20

TABLE 2 CONT'D
RECENT GROUNDWATER MONITORING DATA (feet)
AND ANALYTICAL RESULTS (µg/L)

TPHg – Total Petroleum Hydrocarbons as gasoline

MTBE – Methyl Tertiary Butyl Ether

GW Elev. – Groundwater Elevation

PCE – Tetrachloroethene

TCE – Trichloroethene

* Well screens are not submerged

● Mean Sea Level

BTEX – Benzene, Toluene, Ethylbenzene, Total Xylenes

VOCs – Volatile Organic Compounds

Perf. – Perforation

TBA – tert-Butanol

ND – Not Detected (Below Laboratory Detection Limit)

* Well screens are submerged

TABLE 3
SURFACE WATER SAMPLES FROM EL CERRITO CREEK
ANALYTICAL RESULTS IN MICROGRAM PER LITER (µg/L)

Date	Sample No./Description	TPHg	B	T	E	X	MTBE	PCE	TBA	TCE	VOCs EPA 8260B
8/03/89	C-1 ~20' up-stream from storm drain outlet	ND<50	NA	NA	NA	NA	NA	NA	NA	NA	Not Analyzed
12/08/89		ND<50	NA	NA	NA	NA	NA	NA	NA	NA	Not Analyzed
1/03/90		ND<50	NA	NA	NA	NA	NA	NA	NA	NA	Not Analyzed
1/15/90		ND<50	NA	NA	NA	NA	NA	NA	NA	NA	Not Analyzed
1/17/90		ND<50	NA	NA	NA	NA	NA	NA	NA	NA	Not Analyzed
2/02/90		ND<50	NA	NA	NA	NA	NA	NA	NA	NA	Not Analyzed
2/08/90		ND<50	NA	NA	NA	NA	NA	NA	NA	NA	Not Analyzed
2/19/90		ND<50	NA	NA	NA	NA	NA	NA	NA	NA	Not Analyzed
3/06/90		65	NA	NA	NA	NA	NA	NA	NA	NA	Not Analyzed
3/13/90		ND<50	NA	NA	NA	NA	NA	NA	NA	NA	Not Analyzed
4/06/90		ND<50	NA	NA	NA	NA	NA	NA	NA	NA	Not Analyzed
11/27/90		ND<50	NA	NA	NA	NA	NA	NA	NA	NA	Not Analyzed
12/18/90		ND<50	NA	NA	NA	NA	NA	NA	NA	NA	Not Analyzed
1/11/91		ND<50	NA	NA	NA	NA	NA	NA	NA	NA	Not Analyzed
2/06/91		ND<50	NA	NA	NA	NA	NA	NA	NA	NA	Not Analyzed
3/06/91		ND<50	NA	NA	NA	NA	NA	NA	NA	NA	Not Analyzed
3/29/91		ND<50	NA	NA	NA	NA	NA	NA	NA	NA	Not Analyzed
4/23/91		ND<50	NA	NA	NA	NA	NA	NA	NA	NA	Not Analyzed
1/01/92		ND<50	NA	NA	NA	NA	NA	NA	NA	NA	Not Analyzed
1/10/92		ND<50	NA	NA	NA	NA	NA	NA	NA	NA	Not Analyzed
2/21/92		ND<50	NA	NA	NA	NA	NA	NA	NA	NA	Not Analyzed
3/09/92		ND<50	NA	NA	NA	NA	NA	NA	NA	NA	Not Analyzed
3/20/92		ND<50	NA	NA	NA	NA	NA	NA	NA	NA	Not Analyzed
1/23/93		ND<50	ND<0.5	ND<0.5	ND<0.5	ND<0.5	NA	NA	NA	NA	Not Analyzed
2/29/96		130	0.9	ND<0.5	1.4	6.2	NA	ND<0.5	NA	ND<0.5	None Detected<0.5
6/07/96		ND<50	ND<0.5	ND<0.5	ND<0.5	ND<0.5	NA	ND<0.5	NA	ND<0.5	None Detected<0.5
11/04/96		NS	NS	NS	NS	NS	NS	NS	NS	NS	Not Sampled
1/12/99		ND<50	ND<0.5	ND<0.5	ND<0.5	ND<0.5	ND<0.5	ND<0.5	NA	ND<0.5	None Detected<0.5
12/11/06		ND<50	ND<0.5	ND<0.5	ND<0.5	ND<0.5	ND<1	ND<0.5	ND<10	ND<0.5	None Detected<0.5

TABLE 3 CONT'D
SURFACE WATER SAMPLES FROM EL CERRITO CREEK
ANALYTICAL RESULTS IN MICROGRAM PER LITER (µg/L)

Date	Sample No./Description	TPHg	B	T	E	X	MTBE	PCE	TBA	TCE	VOCs EPA 8260B
3/15/07	C-1 ~20' up-stream from storm drain outlet	ND<50	ND<0.5	ND<0.5	ND<0.5	ND<0.5	ND<1	ND<0.5	ND<10	ND<0.5	None Detected<0.5
5/24/07		ND<50	ND<0.5	ND<0.5	ND<0.5	ND<0.5	ND<1	ND<0.5	ND<10	ND<0.5	None Detected<0.5
8/16/07		ND<50	ND<0.5	ND<0.5	ND<0.5	ND<0.5	ND<1	ND<0.5	ND<10	ND<0.5	None Detected<0.5
11/28/07		ND<50	ND<0.5	ND<0.5	ND<0.5	ND<0.5	ND<1	ND<0.5	ND<10	ND<0.5	None Detected<0.5
8/03/89	C-2 storm drain outlet	470000	NA	NA	NA	NA	NA	NA	NA	NA	Not Analyzed
12/08/89		33000	NA	NA	NA	NA	NA	NA	NA	NA	Not Analyzed
1/03/90		99000	NA	NA	NA	NA	NA	NA	NA	NA	Not Analyzed
1/15/90		16000	NA	NA	NA	NA	NA	NA	NA	NA	Not Analyzed
1/17/90		15000	NA	NA	NA	NA	NA	NA	NA	NA	Not Analyzed
2/02/90		16000	NA	NA	NA	NA	NA	NA	NA	NA	Not Analyzed
2/08/90		7000	NA	NA	NA	NA	NA	NA	NA	NA	Not Analyzed
2/19/90		26000	NA	NA	NA	NA	NA	NA	NA	NA	Not Analyzed
3/06/90		30000	NA	NA	NA	NA	NA	NA	NA	NA	Not Analyzed
3/13/90		30000	NA	NA	NA	NA	NA	NA	NA	NA	Not Analyzed
4/06/90		42000	NA	NA	NA	NA	NA	NA	NA	NA	Not Analyzed
11/27/90		160000	NA	NA	NA	NA	NA	NA	NA	NA	Not Analyzed
12/18/90		33000	NA	NA	NA	NA	NA	NA	NA	NA	Not Analyzed
1/11/91		14000	NA	NA	NA	NA	NA	NA	NA	NA	Not Analyzed
2/06/91		11000	NA	NA	NA	NA	NA	NA	NA	NA	Not Analyzed
3/06/91		55000	NA	NA	NA	NA	NA	NA	NA	NA	Not Analyzed
3/29/91		31000	NA	NA	NA	NA	NA	NA	NA	NA	Not Analyzed
4/23/91		28000	NA	NA	NA	NA	NA	NA	NA	NA	Not Analyzed
1/01/92		3300	NA	NA	NA	NA	NA	NA	NA	NA	Not Analyzed
1/10/92		20000	NA	NA	NA	NA	NA	NA	NA	NA	Not Analyzed
2/21/92		8900	NA	NA	NA	NA	NA	NA	NA	NA	Not Analyzed
3/09/92		2100	NA	NA	NA	NA	NA	NA	NA	NA	Not Analyzed
3/20/92		650	NA	NA	NA	NA	NA	NA	NA	NA	Not Analyzed
1/23/93		450	1.6	3.1	4.2	17	NA	NA	NA	NA	Not Analyzed
2/29/96		2700	7.2	3.3	5.8	13	NA	ND<0.5	NA	ND<0.5	None Detected<0.5
6/07/96		ND<50	ND<0.5	ND<0.5	ND<0.5	ND<0.5	NA	63	NA	69	Chloroform 19
11/04/96*		1300	7.8	1.7	11	14	ND<0.5	ND<0.5	NA	ND<0.5	None Detected<0.5

ENVIRO SOIL TECH CONSULTANTS

**TABLE 3 CONT'D
SURFACE WATER SAMPLES FROM EL CERRITO CREEK
ANALYTICAL RESULTS IN MICROGRAM PER LITER (µg/L)**

Date	Sample No./Description	TPHg	B	T	E	X	MTBE	PCE	TBA	TCE	VOCs EPA 8260B
1/12/99	C-2 storm drain outlet	ND<50	ND<0.5	ND<0.5	ND<0.5	ND<0.5	ND<0.5	ND<0.5	NA	ND<0.5	None Detected<0.5
12/11/06		ND<50	ND<0.5	ND<0.5	ND<0.5	ND<0.5	ND<1	ND<0.5	ND<10	ND<0.5	Chloroform 0.97
3/15/07		ND<50	ND<0.5	ND<0.5	ND<0.5	ND<0.5	ND<1	ND<0.5	ND<10	ND<0.5	None Detected<0.5
5/24/07		ND<50	ND<0.5	ND<0.5	ND<0.5	ND<0.5	ND<1	ND<0.5	ND<10	ND<0.5	None Detected<0.5
8/16/07		ND<50	ND<0.5	ND<0.5	ND<0.5	ND<0.5	ND<1	ND<0.5	ND<10	ND<0.5	None Detected<0.5
11/28/07		ND<50	ND<0.5	ND<0.5	ND<0.5	ND<0.5	ND<1	ND<0.5	ND<10	ND<0.5	None Detected<0.5
8/03/089	C-3 confluence of the storm drain flow and El Cerrito Creek	NS	NS	NS	NS	NS	NS	NS	NS	NS	Not Sampled
12/08/89		ND<50	NA	NA	NA	NA	NA	NA	NA	NA	Not Analyzed
1/03/90		900	NA	NA	NA	NA	NA	NA	NA	NA	Not Analyzed
1/15/90		840	NA	NA	NA	NA	NA	NA	NA	NA	Not Analyzed
1/17/90		ND<50	NA	NA	NA	NA	NA	NA	NA	NA	Not Analyzed
2/02/90		60	NA	NA	NA	NA	NA	NA	NA	NA	Not Analyzed
2/08/90		100	NA	NA	NA	NA	NA	NA	NA	NA	Not Analyzed
2/19/90		30	NA	NA	NA	NA	NA	NA	NA	NA	Not Analyzed
3/06/90		600	NA	NA	NA	NA	NA	NA	NA	NA	Not Analyzed
3/13/90		360	NA	NA	NA	NA	NA	NA	NA	NA	Not Analyzed
4/06/90		3000	NA	NA	NA	NA	NA	NA	NA	NA	Not Analyzed
11/27/90		4400	NA	NA	NA	NA	NA	NA	NA	NA	Not Analyzed
12/18/90		66	NA	NA	NA	NA	NA	NA	NA	NA	Not Analyzed
1/11/91		ND<50	NA	NA	NA	NA	NA	NA	NA	NA	Not Analyzed
2/06/91		1100	NA	NA	NA	NA	NA	NA	NA	NA	Not Analyzed
3/06/91		ND<50	NA	NA	NA	NA	NA	NA	NA	NA	Not Analyzed
3/29/91		ND<50	NA	NA	NA	NA	NA	NA	NA	NA	Not Analyzed
4/23/91		ND<50	NA	NA	NA	NA	NA	NA	NA	NA	Not Analyzed
1/01/92		ND<50	NA	NA	NA	NA	NA	NA	NA	NA	Not Analyzed
1/10/92		830	NA	NA	NA	NA	NA	NA	NA	NA	Not Analyzed
2/21/92		ND<50	NA	NA	NA	NA	NA	NA	NA	NA	Not Analyzed
3/09/92		ND<50	NA	NA	NA	NA	NA	NA	NA	NA	Not Analyzed
3/20/92		ND<50	NA	NA	NA	NA	NA	NA	NA	NA	Not Analyzed
12/14/92		280	NA	NA	NA	NA	NA	NA	NA	NA	Not Analyzed
1/23/93		190	0.8	2.6	3.6	9.5	NA	NA	NA	NA	Not Analyzed
2/29/96		ND<50	ND<0.5	ND<0.5	ND<0.5	ND<0.5	NA	ND<0.5	NA	ND<0.5	None Detected<0.5

**TABLE 3 CONT'D
SURFACE WATER SAMPLES FROM EL CERRITO CREEK
ANALYTICAL RESULTS IN MICROGRAM PER LITER (µg/L)**

Date	Sample No./Description	TPHg	B	T	E	X	MTBE	PCE	TBA	TCE	VOCs EPA 8260B
6/07/96	C-3 confluence of the storm drain flow and El Cerrito Creek	ND<50	ND<0.5	ND<0.5	ND<0.5	ND<0.5	NA	ND<0.5	NA	ND<0.5	None Detected<0.5
11/04/96		NS	NS	NS	NS	NS	NS	NS	NS	NS	Not Sampled
1/12/99		NS	NS	NS	NS	NS	NS	NS	NS	NS	Not Sampled
12/11/06		ND<50	ND<0.5	ND<0.5	ND<0.5	ND<0.5	ND<1	ND<0.5	ND<10	ND<0.5	None Detected<0.5
3/15/07		ND<50	ND<0.5	ND<0.5	ND<0.5	ND<0.5	ND<1	ND<0.5	ND<10	ND<0.5	None Detected<0.5
5/24/07		ND<50	ND<0.5	ND<0.5	ND<0.5	ND<0.5	ND<1	ND<0.5	ND<10	ND<0.5	None Detected<0.5
8/16/07		ND<50	ND<0.5	ND<0.5	ND<0.5	ND<0.5	ND<1	ND<0.5	ND<10	ND<0.5	None Detected<0.5
11/28/07		ND<50	ND<0.5	ND<0.5	ND<0.5	ND<0.5	ND<1	ND<0.5	ND<10	ND<0.5	None Detected<0.5
8/03/89	C-4 50' down-stream from the storm drain	2700	NA	NA	NA	NA	NA	NA	NA	NA	Not Analyzed
12/08/89		ND<50	NA	NA	NA	NA	NA	NA	NA	NA	Not Analyzed
1/03/90		800	NA	NA	NA	NA	NA	NA	NA	NA	Not Analyzed
1/15/90		160	NA	NA	NA	NA	NA	NA	NA	NA	Not Analyzed
1/17/90		ND<50	NA	NA	NA	NA	NA	NA	NA	NA	Not Analyzed
2/02/90		130	NA	NA	NA	NA	NA	NA	NA	NA	Not Analyzed
2/08/90		140	NA	NA	NA	NA	NA	NA	NA	NA	Not Analyzed
2/19/90		200	NA	NA	NA	NA	NA	NA	NA	NA	Not Analyzed
3/06/90		120	NA	NA	NA	NA	NA	NA	NA	NA	Not Analyzed
3/13/90		100	NA	NA	NA	NA	NA	NA	NA	NA	Not Analyzed
4/06/90		400	NA	NA	NA	NA	NA	NA	NA	NA	Not Analyzed
11/27/90		55	NA	NA	NA	NA	NA	NA	NA	NA	Not Analyzed
12/18/90		ND<50	NA	NA	NA	NA	NA	NA	NA	NA	Not Analyzed
1/11/91		ND<50	NA	NA	NA	NA	NA	NA	NA	NA	Not Analyzed
2/06/91		ND<50	NA	NA	NA	NA	NA	NA	NA	NA	Not Analyzed
3/06/91		120	NA	NA	NA	NA	NA	NA	NA	NA	Not Analyzed
3/29/91		57	NA	NA	NA	NA	NA	NA	NA	NA	Not Analyzed
4/23/91		86	NA	NA	NA	NA	NA	NA	NA	NA	Not Analyzed
1/01/92		NS	NS	NS	NS	NS	NS	NS	NS	NS	Not Sampled
1/10/92		NS	NS	NS	NS	NS	NS	NS	NS	NS	Not Sampled
2/21/92		NS	NS	NS	NS	NS	NS	NS	NS	NS	Not Sampled
3/09/92		NS	NS	NS	NS	NS	NS	NS	NS	NS	Not Sampled
3/20/92		NS	NS	NS	NS	NS	NS	NS	NS	NS	Not Sampled

**TABLE 3 CONT'D
SURFACE WATER SAMPLES FROM EL CERRITO CREEK
ANALYTICAL RESULTS IN MICROGRAM PER LITER (µg/L)**

Date	Sample No./Description	TPHg	B	T	E	X	MTBE	PCE	TBA	TCE	VOCs EPA 8260B
1/23/93	C-4 50' down-stream from the storm drain	57	ND<0.5	ND<0.5	1.4	3.6	NA	NA	NA	NA	Not Analyzed
2/29/96		ND<50	ND<0.5	ND<0.5	ND<0.5	ND<0.5	NA	ND<0.5	NA	ND<0.5	None Detected<0.5
6/07/96		ND<50	ND<0.5	ND<0.5	ND<0.5	ND<0.5	NA	ND<0.5	NA	ND<0.5	None Detected<0.5
11/04/96*		ND<50	ND<0.5	ND<0.5	ND<0.5	ND<0.5	ND<0.5	ND<0.5	NA	ND<0.5	None Detected<0.5
1/12/99		NS	NS	NS	NS	NS	NS	NS	NS	NS	Not Sampled
12/11/06		ND<50	ND<0.5	ND<0.5	ND<0.5	ND<0.5	ND<1	ND<0.5	ND<10	ND<0.5	None Detected<0.5
3/15/07		ND<50	ND<0.5	ND<0.5	ND<0.5	ND<0.5	ND<1	ND<0.5	ND<10	ND<0.5	None Detected<0.5
5/24/07		ND<50	ND<0.5	ND<0.5	ND<0.5	ND<0.5	ND<1	ND<0.5	ND<10	ND<0.5	None Detected<0.5
8/16/07		ND<50	ND<0.5	ND<0.5	ND<0.5	ND<0.5	ND<1	ND<0.5	ND<10	ND<0.5	None Detected<0.5
11/28/07		ND<50	ND<0.5	ND<0.5	ND<0.5	ND<0.5	ND<1	0.93	ND<10	ND<0.5	None Detected<0.5

TPHg – Total Petroleum Hydrocarbon as gasoline

MTBE – Methyl Tertiary Butyl Ether

TBA – tert-Butanol

VOCs – Volatile Organic Compounds

NS – Not Sampled

* C-2 was also labeled as W-1 in sample date 11/04/96

BTEX – Benzene, Toluene, Ethylbenzene, Total Xylenes

PCE – Tetrachloroethene

TCE – Trichloroethene

NA – Not Analyzed

ND – Not Detected (Below Laboratory Detection Limit)

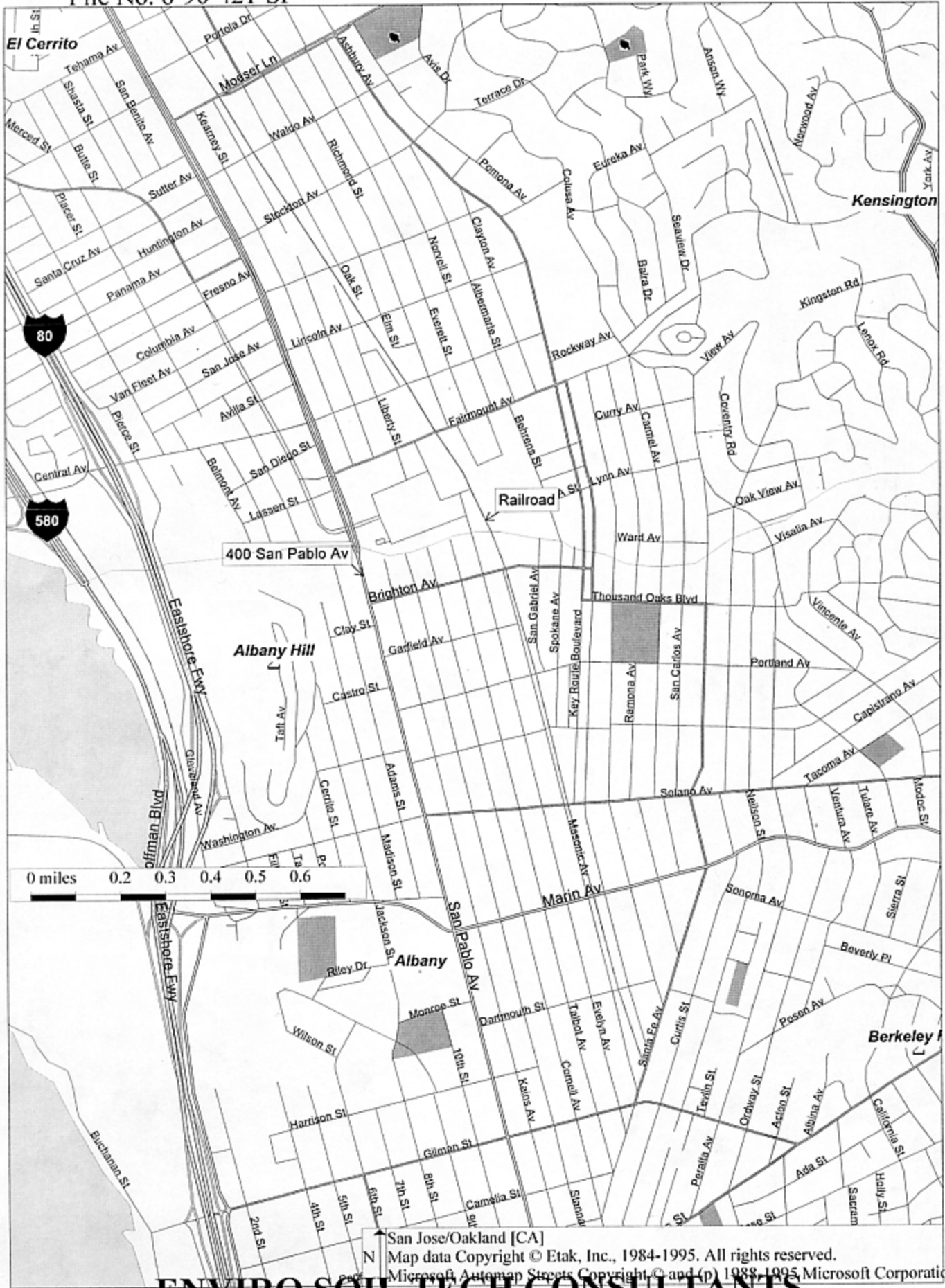
▪ C-4 was also labeled as W-2 in sample date 11/04/96

**TABLE 4
SUMMARY OF MONITORING WELLS DATA
IN FEET**

Well No.	Well Diameter (inch)	Depth of Well	Depth of Perforation	Depth of Blank	Depth of Cement	Depth of Bentonite	Depth of Sand
STMW-1	2	14	4-14	0-4	0-2½	2½-3	3-14
STMW-2	2	14	4-14	0-4	0-2½	2½-3	3-14
STMW-3	2	15	2½-15	0-2½	0-1½	1½-2	2-15
STMW-4	2	15	2-15	0-2	0-1	1-½	1½-15
STMW-5	2	15	2-15	0-2	0-1	1-½	1½-15
STMW-6	2	15	5-15	0-5	0-3	3-4	4-15
MW-2	2	11½	5-11½	0-5	0-2	2-3	3-11½
MW-3	2	12	5-12	0-5	0-3	3-4	4-12

A P P E N D I X "B"

FIGURES



ENVIRO SOIL TECH CONSULTANTS

Figure 1

Enviro Soil Tech
Consultants

131 Tully Road
San Jose, CA 95112

PROJECT
Plaza Car Wash
400 San Pablo Ave
Albany, California

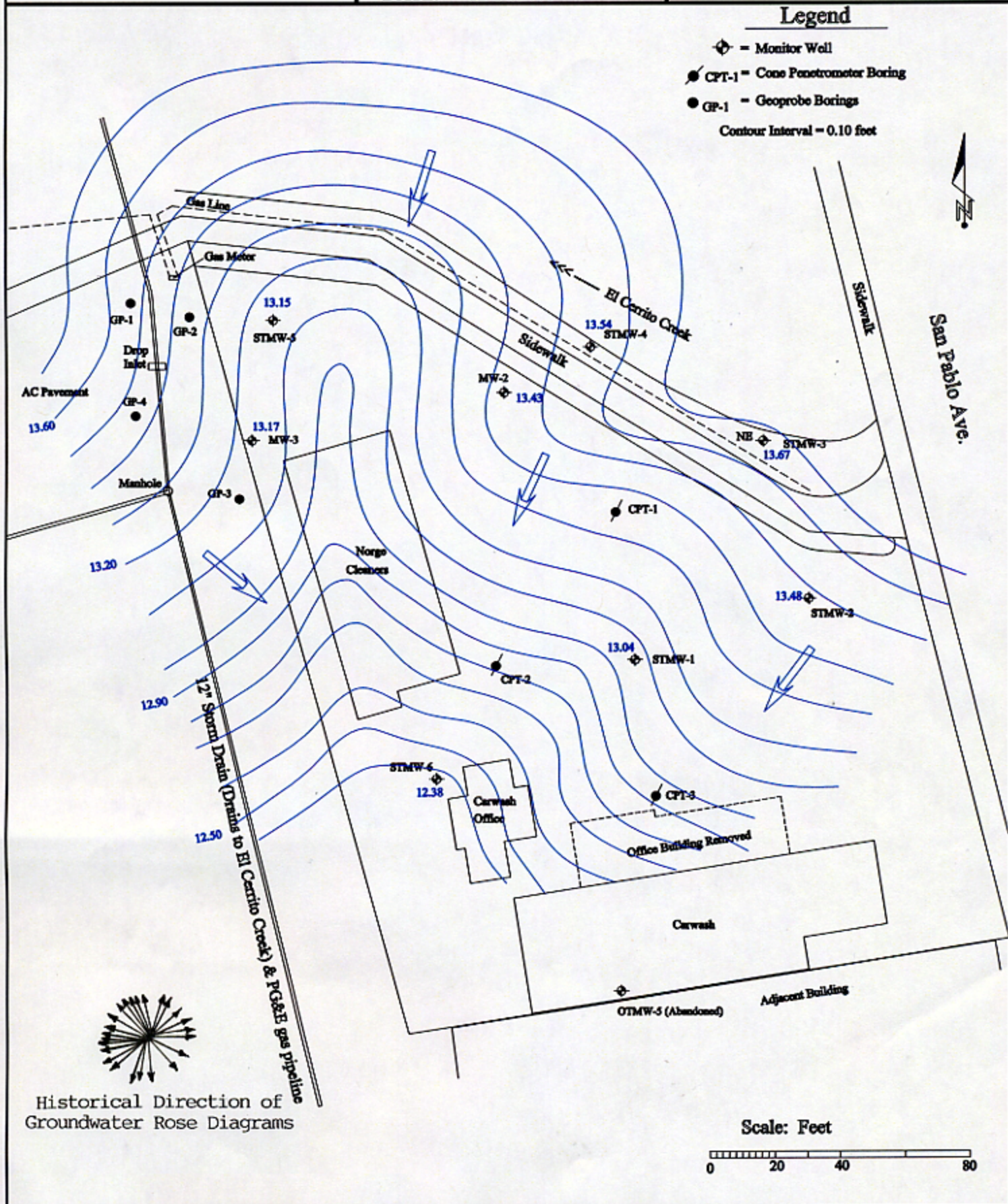
PROJECT # 8-90-421-SI
DATE: 12/14/2007

Figure 2

Groundwater Elevation
Map, November 28, 2007


Legend

- ◆ = Monitor Well
 - = CPT-1 = Cone Penetrometer Boring
 - = GP-1 = Geoprobe Borings
- Contour Interval = 0.10 feet



Historical Direction of
Groundwater Rose Diagrams

Scale: Feet

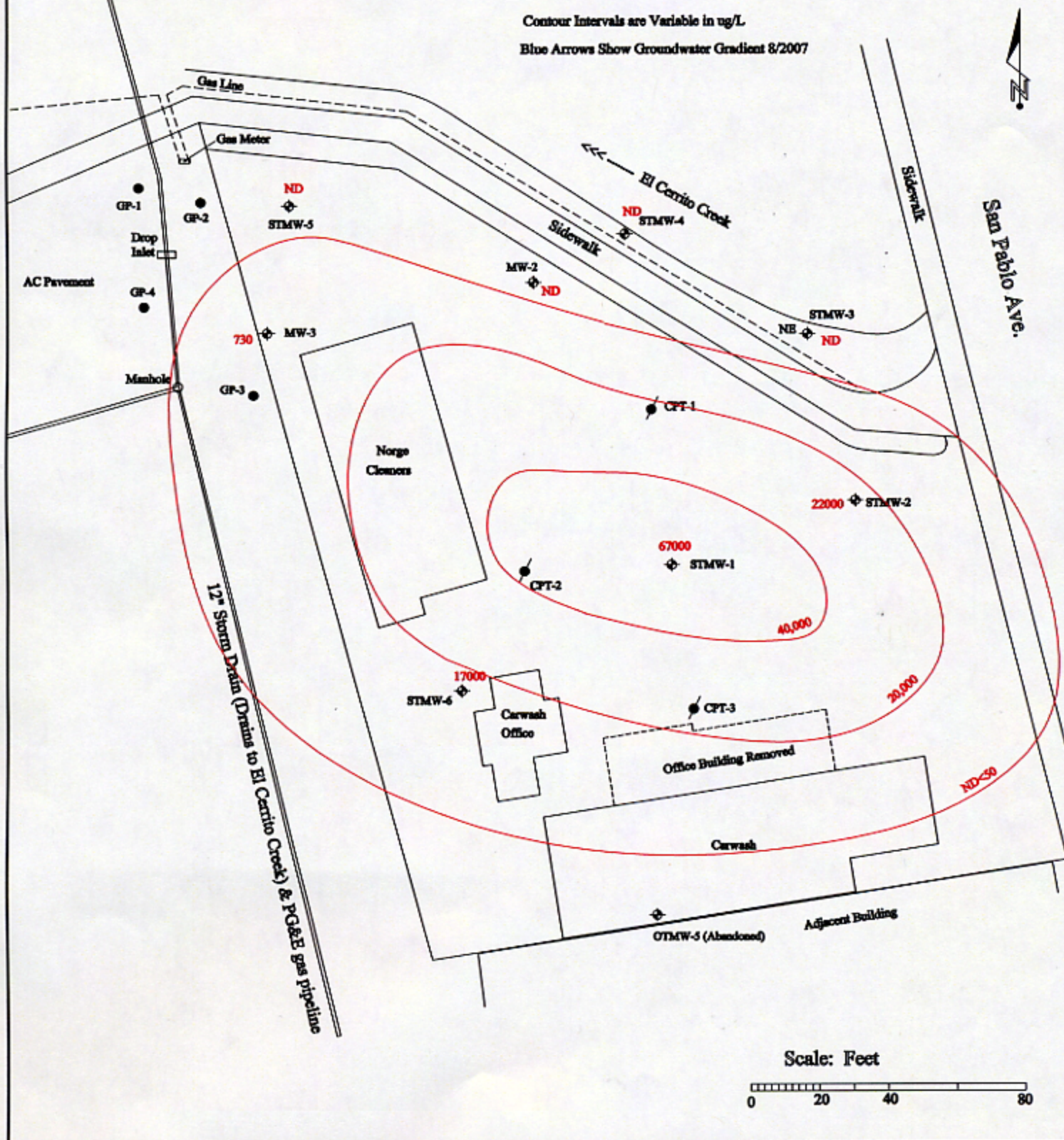


Legend

- ⊕ - Monitor Well
- - CPT-1 - Cone Penetrometer Boring
- - GP-1 - Geoprobe Borings

Contour Intervals are Variable in ug/L

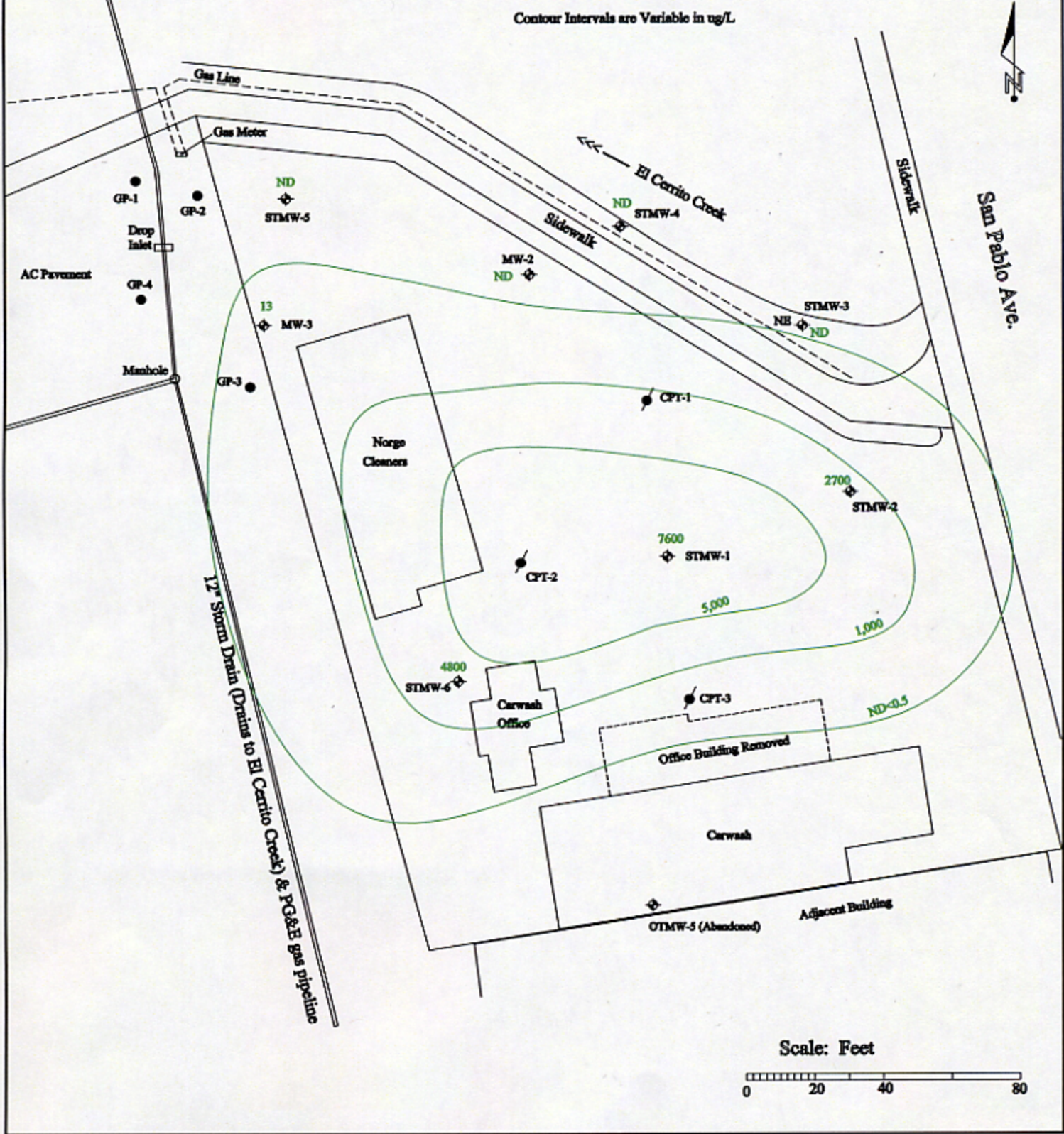
Blue Arrows Show Groundwater Gradient 8/2007



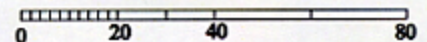
Legend

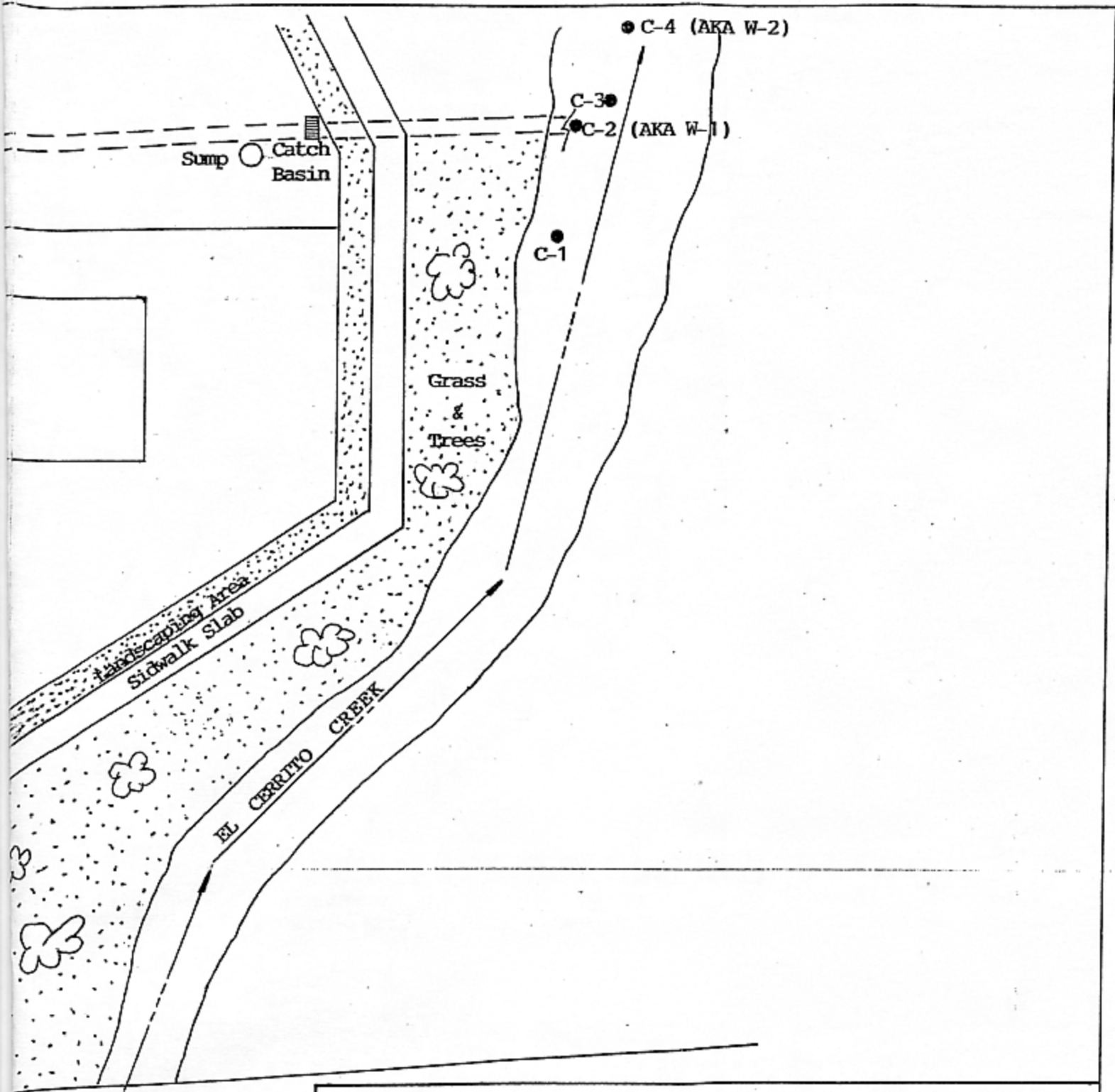
- ⊕ - Monitor Well
- - CPT-1 - Cone Penetrometer Boring
- - GP-1 - Geoprobe Borings

Contour Intervals are Variable in ug/L



Scale: Feet





400 SAN PABLO AVENUE, ALBANY, CALIFORNIA		
SCALE: 1"=30'	PROJECT NO.: 8-90-421-SI	FIGURE 5
DRAWN BY: N.A.		
ENVIRO SOIL TECH CONSULTANTS 131 TULLY ROAD, SAN JOSE, CALIFORNIA 95111		



Fence

Storm Drain Pipe

W-3

NORGE
CLEANER

CAR WASH

EL. 100.00
Electric Pole

Approximate
Location of
Tanks Area

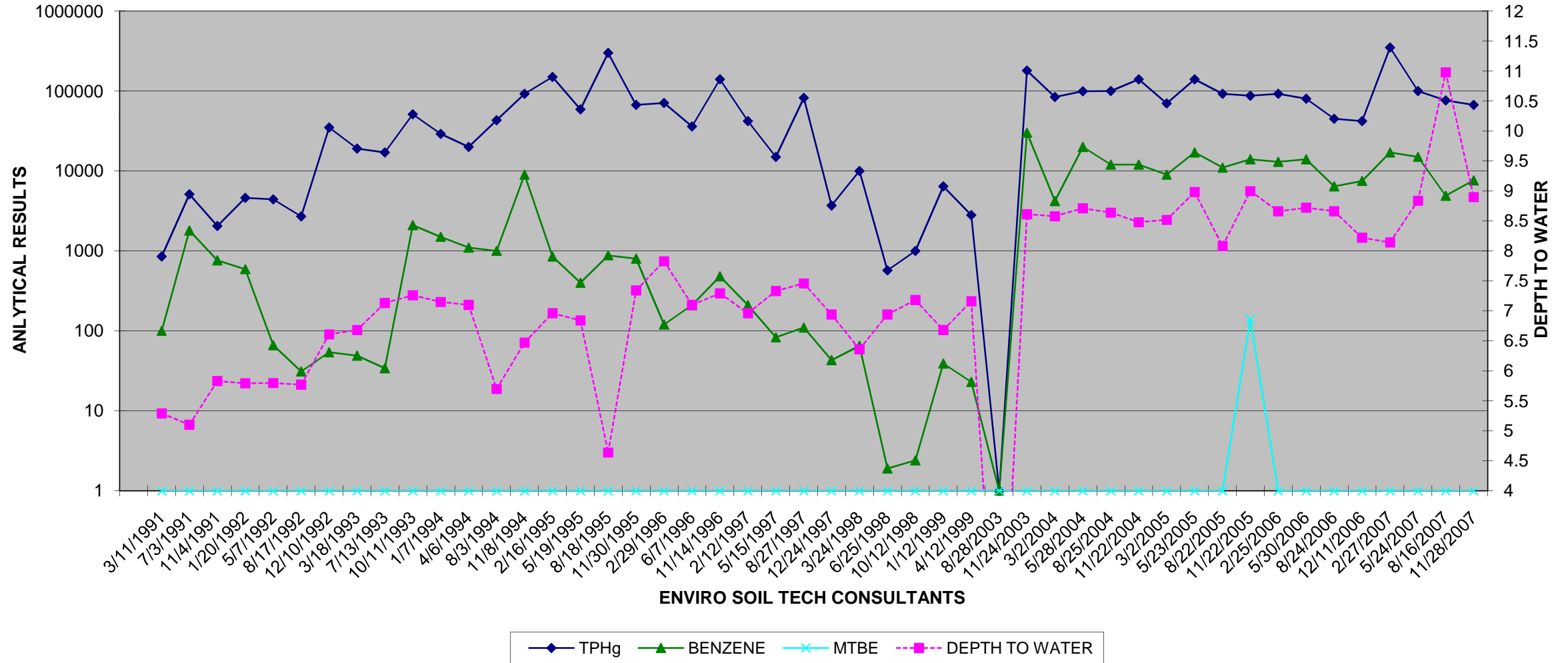
Street Flow Line

SAN PABLO AVENUE

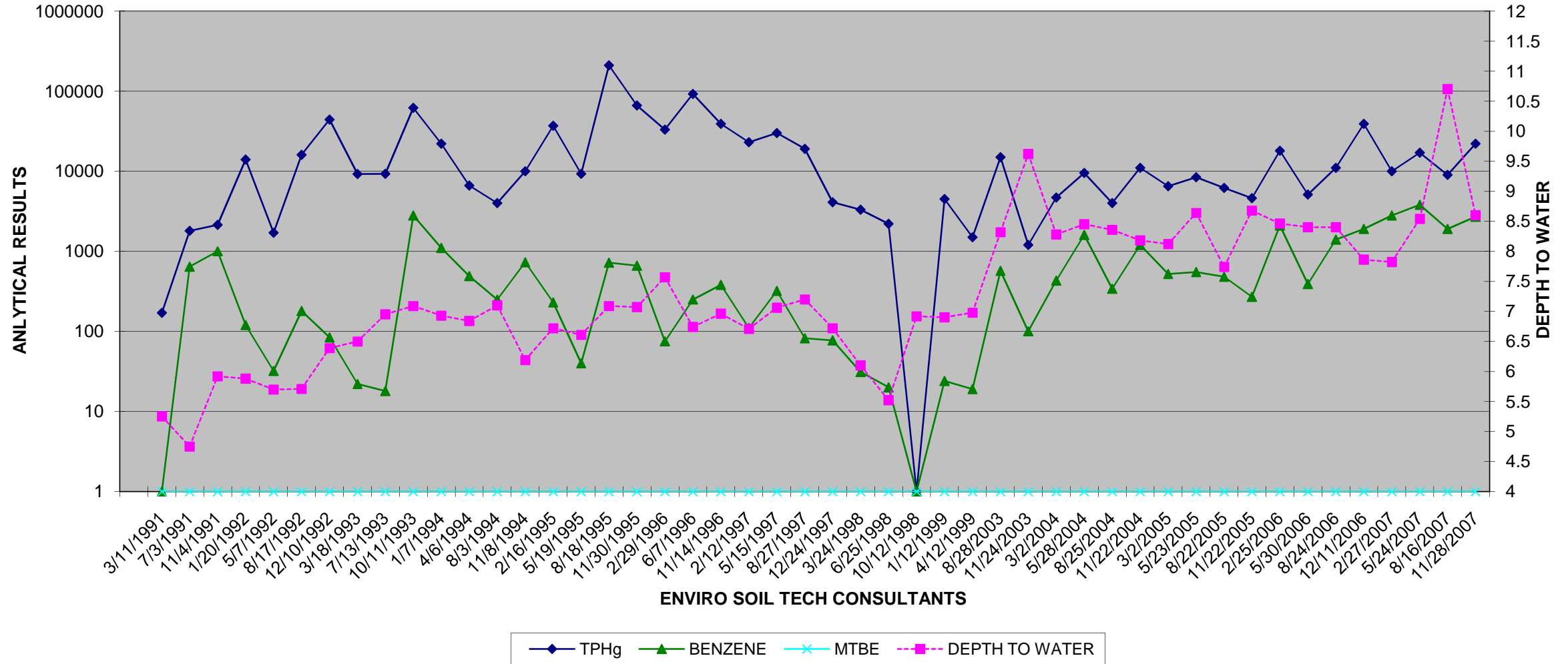
A P P E N D I X "C"

HYDROGRAPHS

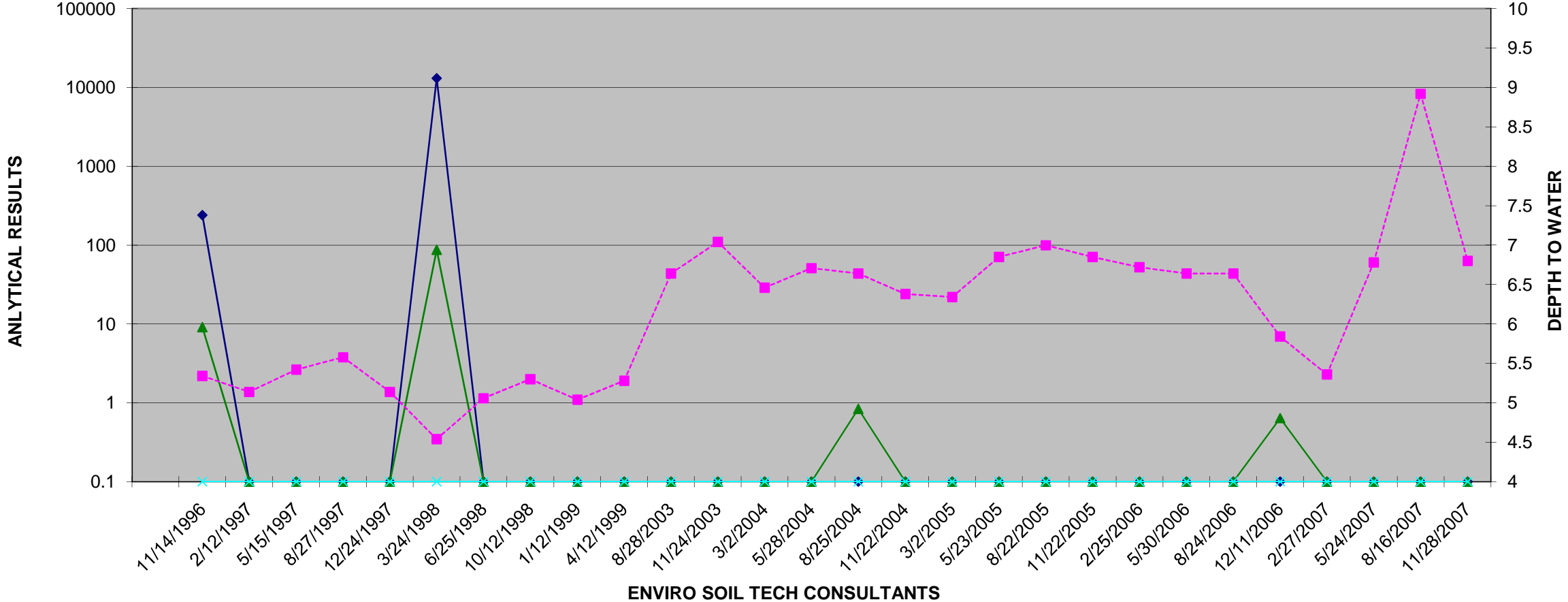
File No.: 8-90-421-SI
TPHg, BENZENE & MTBE FOR STMW-1 (µg/L)
AND DEPTH TO WATER MEASUREMENT (Feet)



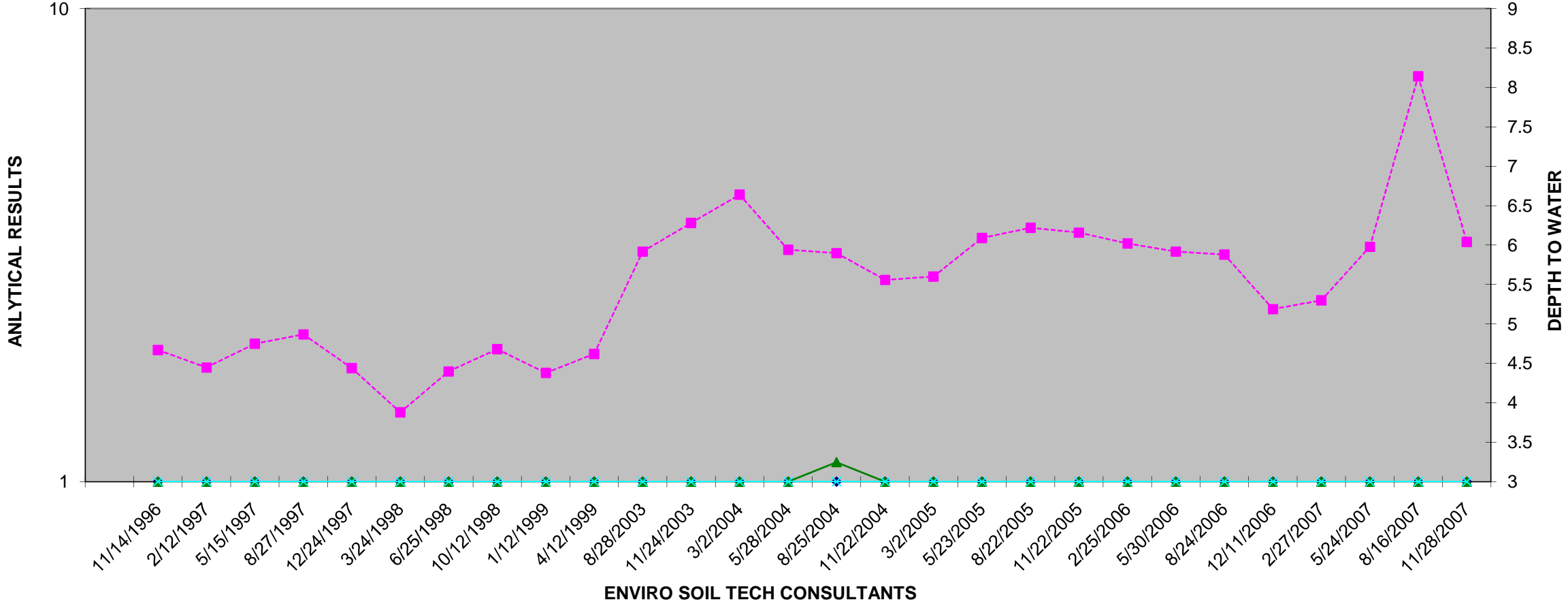
File No.: 8-90-421-SI
TPHg, BENZENE & MTBE FOR STMW-2 (µg/L)
AND DEPTH TO WATER MEASUREMENT (Feet)



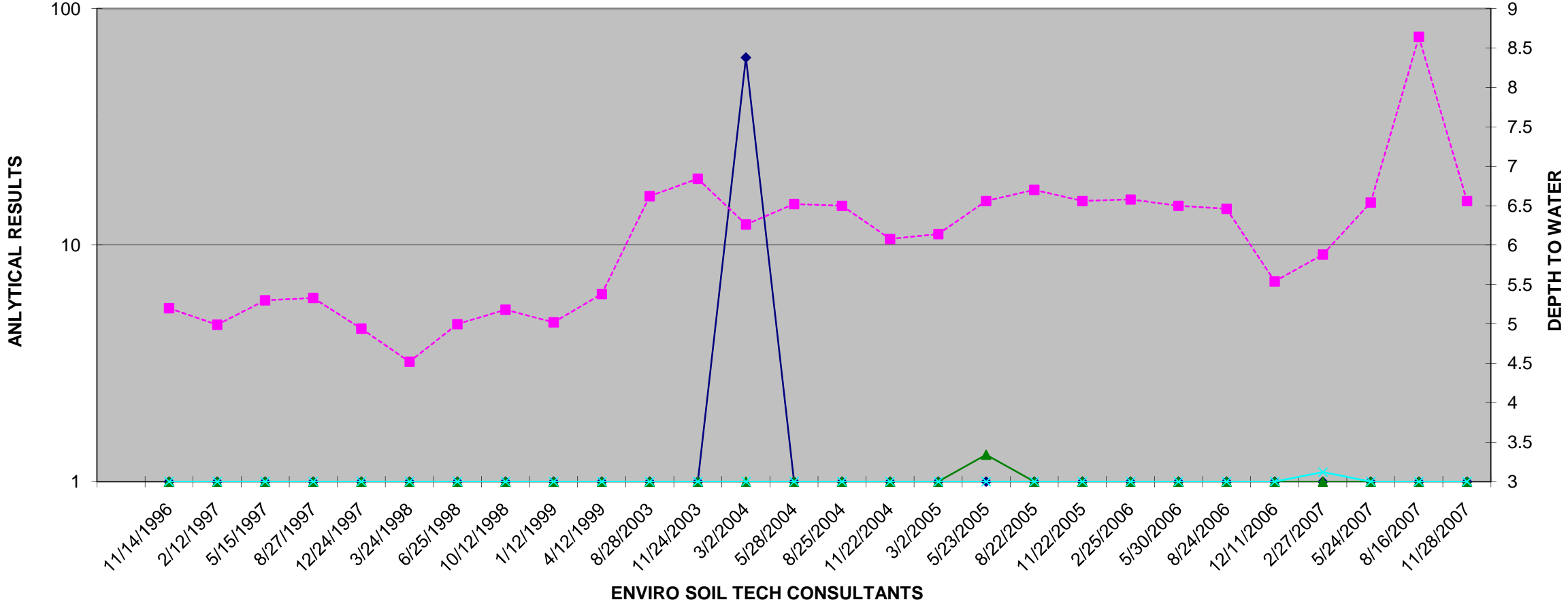
File No.: 8-90-421-SI
TPHg, BENZENE & MTBE FOR STMW-3 ($\mu\text{g/L}$)
AND DEPTH TO WATER MEASUREMENT (Feet)



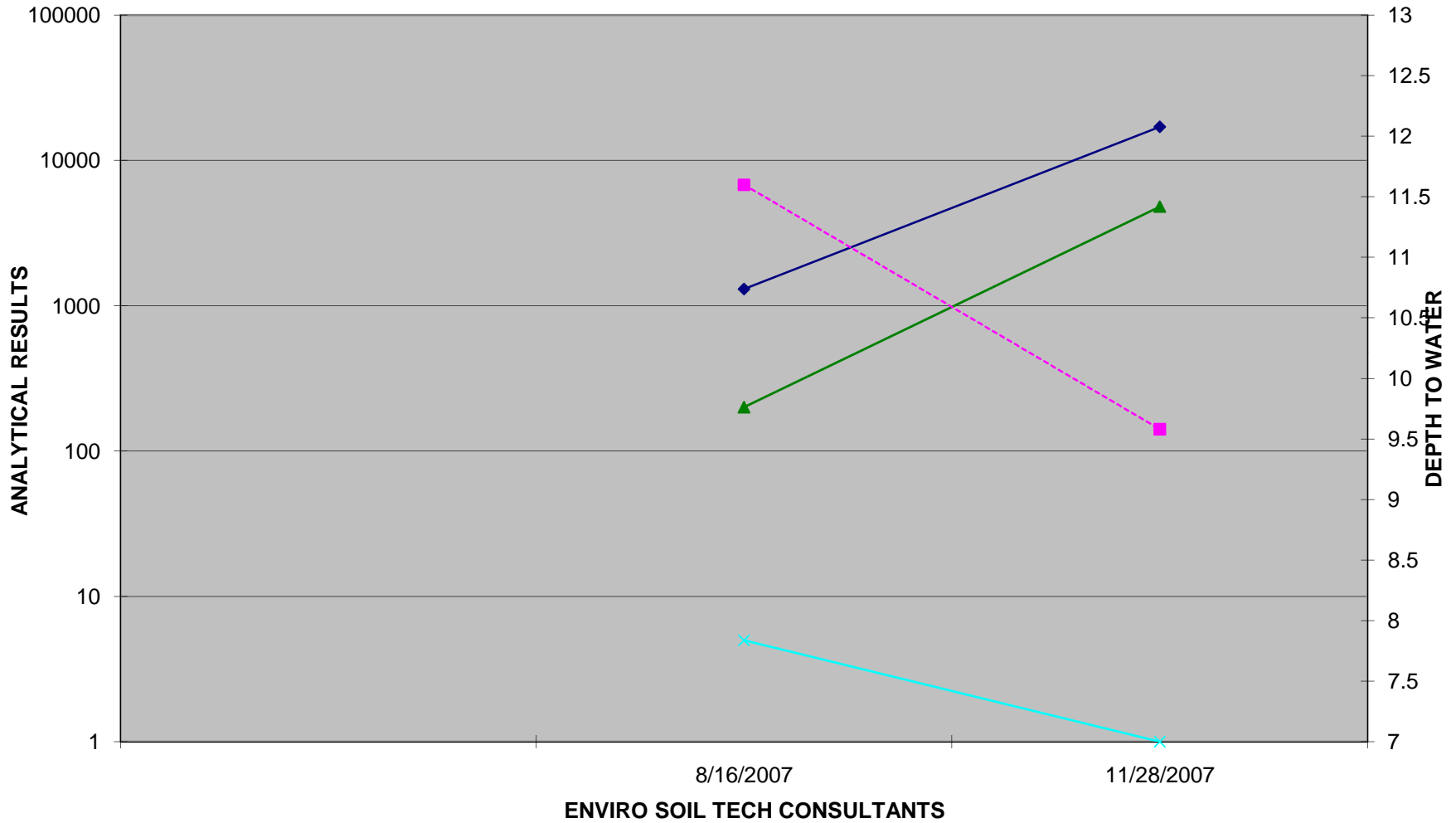
File No.: 8-90-421-SI
TPHg, BENZENE & MTBE FOR STMW-4 (µg/L)
AND DEPTH TO WATER MEASUREMENT (Feet)



File No.: 8-90-421-SI
TPHg, BENZENE & MTBE FOR STMW-5 (µg/L)
AND DEPTH TO WATER MEASUREMENT (Feet)



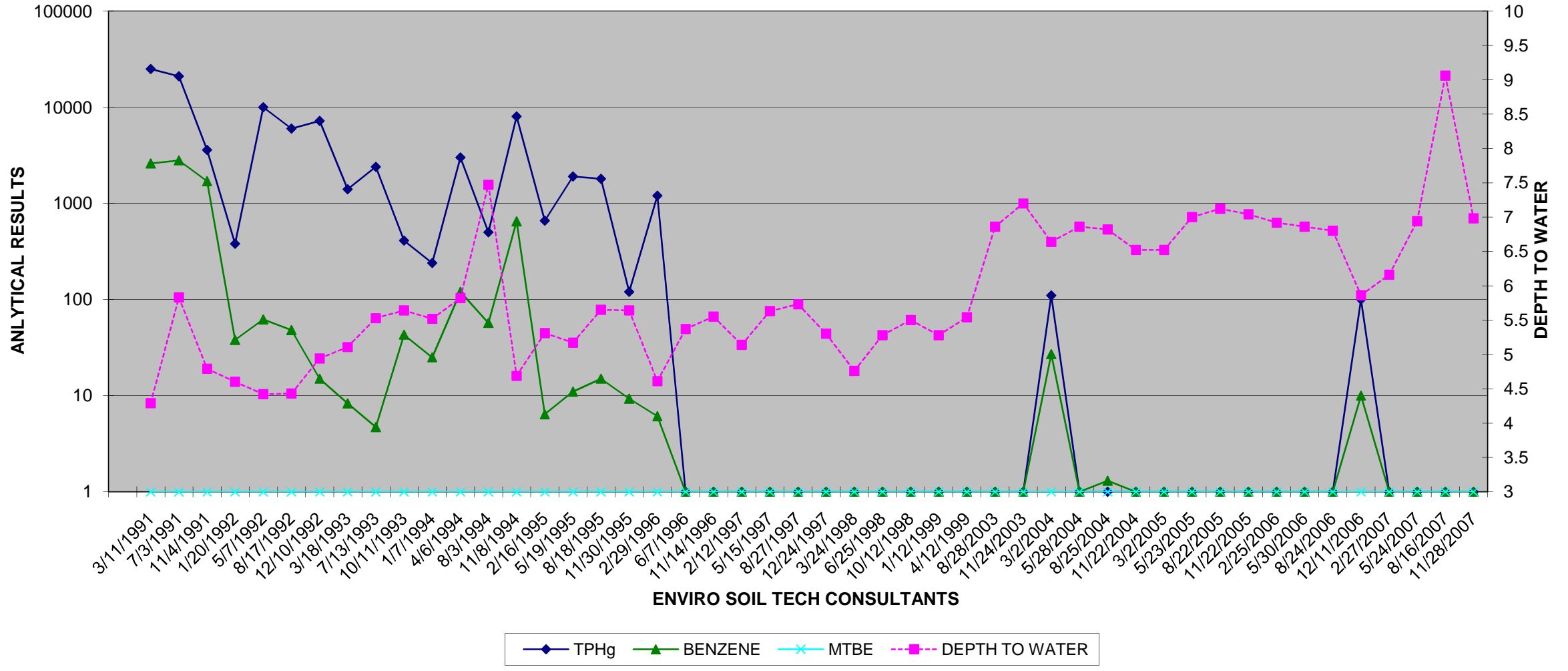
File No.: 8-90-421-SI
TPHg, BENZENE & MTBE RESULTS FOR STMW-6 ($\mu\text{g/L}$)
AND DEPTH TO WATER MEASUREMENT (feet)



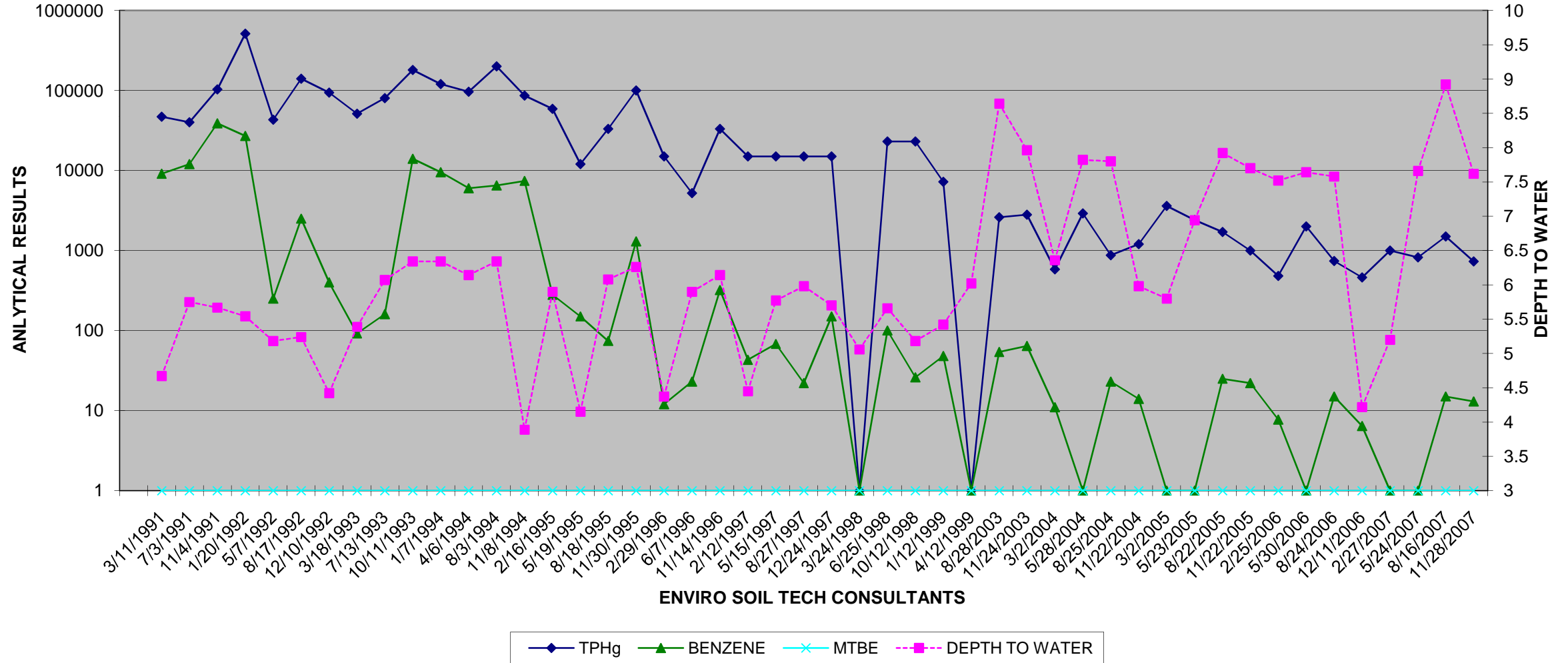
—◆— TPHg —▲— BENZENE —×— MTBE —■— DEPTH TO WATER

ENVIRO SOIL TECH CONSULTANTS

File No.: 8-90-421-SI
TPHg, BENZENE & MTBE FOR MW-2 (µg/L)
AND DEPTH TO WATER MEASUREMENT (Feet)



File No.: 8-90-421-SI
TPHg, BENZENE & MTBE FOR MW-3 (µg/L)
AND DEPTH TO WATER MEASUREMENT (Feet)



A P P E N D I X "D"

STANDARD OPERATION PROCEDURE

ENVIRO SOIL TECH CONSULTANTS

GROUNDWATER SAMPLING

Prior to collection of groundwater samples, all of the sampling equipment (i.e. bailer, cables, bladder pump, discharge lines and etc.) was cleaned by pumping TSP water solution followed by distilled water.

Prior to purging, the well "Water Sampling Field Survey Forms" were filled out (depth to water and total depth of water column were measured and recorded). The well was then bailed or pumped to remove four to ten well volumes or until the discharged water temperature, conductivity and pH stabilized. "Stabilized" is defined as three consecutive readings within 15% of one another.

The groundwater sample was collected when the water level in the well recovered to 80% of its static level.

Forty milliliter (ml.), glass volatile organic analysis (VOA) vials with Teflon septa were used as sample containers. The groundwater sample was decanted into each glass bottle and VOA vial in such a manner that there was a meniscus at the top. The cap was quickly placed over the top of the glass bottle and vial and securely tightened. The glass bottles and VOA vials were then inverted and tapped to see if air bubbles were present. If none were present, the sample was labeled and refrigerated for delivery under chain-of-custody to the laboratory. The label information would include a sample identification number, job identification number, date, time, type of analysis requested and the sampler's name.

A P P E N D I X "E"

LABORATORY REPORT

ENVIRO SOIL TECH CONSULTANTS

Entech Analytical Labs, Inc.

3334 Victor Court , Santa Clara, CA 95054

Phone: (408) 588-0200

Fax: (408) 588-0201

Frank Hamedi
Enviro Soil Tech Consultants
131 Tully Road
San Jose, CA 95111

Lab Certificate Number: 58322

Issued: 12/06/2007

Project Number: 8-90-421-SI
Project Name: 400 San Pablo Avenue
Project Location: Albany

Global ID: T0600101089


Certificate of Analysis - Final Report

On November 29, 2007, samples were received under chain of custody for analysis.
Entech analyzes samples "as received" unless otherwise noted. The following results are included:

<u>Matrix</u>	<u>Test / Comments</u>
Liquid	Electronic Deliverables for Geotracker VOCs: EPA 5030B / EPA 8260B for Groundwater and Water - EPA 624 for Wastewater TPH-Purgeable - GC : EPA 5030B / EPA 8015B

Entech Analytical Labs, Inc. is certified for environmental analyses by the State of California (#2346).
Subcontracted work is the responsibility of the subcontract laboratory, this includes turn-around-time and data quality.
If you have any questions regarding this report, please call us at 408-588-0200 ext. 225.

Sincerely,



C. L. Thom
Laboratory Director

Entech Analytical Labs, Inc.

3334 Victor Court , Santa Clara, CA 95054

Phone: (408) 588-0200

Fax: (408) 588-0201

Enviro Soil Tech Consultants
131 Tully Road
San Jose, CA 95111
Attn: Frank Hamedi

Project Number: 8-90-421-SI
Project Name: 400 San Pablo Avenue
Project Location: Albany
GlobalID: T0600101089

Certificate of Analysis - Data Report

Samples Received: 11/29/2007
Sample Collected by: Client

Lab #: 58322-001 Sample ID: STMW-1

Matrix: Liquid Sample Date: 11/28/2007

VOCs: EPA 5030B / EPA 8260B for Groundwater and Water - EPA 624 for Wastewater

Parameter	Result	Qual	D/P-F	Detection Limit	Units	Prep Date	Prep Batch	Analysis Date	QC Batch
1,1,1,2-Tetrachloroethane	ND		120	62	µg/L	N/A	N/A	12/4/2007	WM1071203
1,1,1-Trichloroethane	ND		120	62	µg/L	N/A	N/A	12/4/2007	WM1071203
1,1,2,2-Tetrachloroethane	ND		120	62	µg/L	N/A	N/A	12/4/2007	WM1071203
1,1,2-Trichloroethane	ND		120	62	µg/L	N/A	N/A	12/4/2007	WM1071203
1,1-Dichloroethane	ND		120	62	µg/L	N/A	N/A	12/4/2007	WM1071203
1,1-Dichloroethene	ND		120	62	µg/L	N/A	N/A	12/4/2007	WM1071203
1,1-Dichloropropene	ND		120	62	µg/L	N/A	N/A	12/4/2007	WM1071203
1,2,3-Trichlorobenzene	ND		120	620	µg/L	N/A	N/A	12/4/2007	WM1071203
1,2,3-Trichloropropane	ND		120	620	µg/L	N/A	N/A	12/4/2007	WM1071203
1,2,4-Trichlorobenzene	ND		120	620	µg/L	N/A	N/A	12/4/2007	WM1071203
1,2,4-Trimethylbenzene	3000		120	620	µg/L	N/A	N/A	12/4/2007	WM1071203
1,2-Dibromo-3-Chloropropane	ND		120	620	µg/L	N/A	N/A	12/4/2007	WM1071203
1,2-Dibromoethane (EDB)	ND		120	62	µg/L	N/A	N/A	12/4/2007	WM1071203
1,2-Dichlorobenzene	ND		120	62	µg/L	N/A	N/A	12/4/2007	WM1071203
1,2-Dichloroethane	ND		120	62	µg/L	N/A	N/A	12/4/2007	WM1071203
1,2-Dichloropropane	ND		120	62	µg/L	N/A	N/A	12/4/2007	WM1071203
1,3,5-Trimethylbenzene	840		120	620	µg/L	N/A	N/A	12/4/2007	WM1071203
1,3-Dichlorobenzene	ND		120	62	µg/L	N/A	N/A	12/4/2007	WM1071203
1,3-Dichloropropane	ND		120	62	µg/L	N/A	N/A	12/4/2007	WM1071203
1,4-Dichlorobenzene	ND		120	62	µg/L	N/A	N/A	12/4/2007	WM1071203
1,4-Dioxane	ND		120	6200	µg/L	N/A	N/A	12/4/2007	WM1071203
2,2-Dichloropropane	ND		120	62	µg/L	N/A	N/A	12/4/2007	WM1071203
2-Butanone (MEK)	ND		120	2500	µg/L	N/A	N/A	12/4/2007	WM1071203
2-Chloroethyl-vinyl Ether	ND		120	620	µg/L	N/A	N/A	12/4/2007	WM1071203
2-Chlorotoluene	ND		120	620	µg/L	N/A	N/A	12/4/2007	WM1071203
2-Hexanone	ND		120	2500	µg/L	N/A	N/A	12/4/2007	WM1071203
4-Chlorotoluene	ND		120	620	µg/L	N/A	N/A	12/4/2007	WM1071203
4-Methyl-2-Pentanone(MIBK)	ND		120	2500	µg/L	N/A	N/A	12/4/2007	WM1071203
Acetone	ND		120	2500	µg/L	N/A	N/A	12/4/2007	WM1071203
Acetonitrile	ND		120	620	µg/L	N/A	N/A	12/4/2007	WM1071203
Acrolein	ND		120	620	µg/L	N/A	N/A	12/4/2007	WM1071203
Acrylonitrile	ND		120	620	µg/L	N/A	N/A	12/4/2007	WM1071203
Benzene	7600		120	62	µg/L	N/A	N/A	12/4/2007	WM1071203
Benzyl Chloride	ND		120	620	µg/L	N/A	N/A	12/4/2007	WM1071203
Bromobenzene	ND		120	62	µg/L	N/A	N/A	12/4/2007	WM1071203
Bromochloromethane	ND		120	62	µg/L	N/A	N/A	12/4/2007	WM1071203
Bromodichloromethane	ND		120	62	µg/L	N/A	N/A	12/4/2007	WM1071203
Bromoform	ND		120	62	µg/L	N/A	N/A	12/4/2007	WM1071203
Bromomethane	ND		120	62	µg/L	N/A	N/A	12/4/2007	WM1071203
Carbon Disulfide	ND		120	62	µg/L	N/A	N/A	12/4/2007	WM1071203
Carbon Tetrachloride	ND		120	62	µg/L	N/A	N/A	12/4/2007	WM1071203
Chlorobenzene	ND		120	62	µg/L	N/A	N/A	12/4/2007	WM1071203
Chloroethane	ND		120	62	µg/L	N/A	N/A	12/4/2007	WM1071203
Chloroform	ND		120	62	µg/L	N/A	N/A	12/4/2007	WM1071203
Chloromethane	ND		120	62	µg/L	N/A	N/A	12/4/2007	WM1071203

Detection Limit = Detection Limit for Reporting.

ND = Not Detected at or above the Detection Limit.

D/P-F = Dilution and/or Prep Factor includes sample volume adjustments.

Qual = Data Qualifier

12/6/2007 9:53:29 AM - eling

Entech Analytical Labs, Inc.

3334 Victor Court , Santa Clara, CA 95054

Phone: (408) 588-0200

Fax: (408) 588-0201

Enviro Soil Tech Consultants
131 Tully Road
San Jose, CA 95111
Attn: Frank Hamedi

Project Number: 8-90-421-SI
Project Name: 400 San Pablo Avenue
Project Location: Albany
GlobalID: T0600101089

Certificate of Analysis - Data Report

Samples Received: 11/29/2007
Sample Collected by: Client

Lab # : 58322-001 Sample ID: STMW-1

Matrix: Liquid Sample Date: 11/28/2007

VOCs: EPA 5030B / EPA 8260B for Groundwater and Water - EPA 624 for Wastewater

Parameter	Result	Qual	D/P-F	Detection Limit	Units	Prep Date	Prep Batch	Analysis Date	QC Batch
cis-1,2-Dichloroethene	ND		120	62	µg/L	N/A	N/A	12/4/2007	WM1071203
cis-1,3-Dichloropropene	ND		120	62	µg/L	N/A	N/A	12/4/2007	WM1071203
Cyclohexanone	ND		120	2500	µg/L	N/A	N/A	12/4/2007	WM1071203
Dibromochloromethane	ND		120	62	µg/L	N/A	N/A	12/4/2007	WM1071203
Dibromomethane	ND		120	62	µg/L	N/A	N/A	12/4/2007	WM1071203
Dichlorodifluoromethane	ND		120	62	µg/L	N/A	N/A	12/4/2007	WM1071203
Diisopropyl Ether	ND		120	620	µg/L	N/A	N/A	12/4/2007	WM1071203
Ethyl Benzene	1600		120	62	µg/L	N/A	N/A	12/4/2007	WM1071203
Freon 113	ND		120	620	µg/L	N/A	N/A	12/4/2007	WM1071203
Hexachlorobutadiene	ND		120	620	µg/L	N/A	N/A	12/4/2007	WM1071203
Iodomethane	ND		120	620	µg/L	N/A	N/A	12/4/2007	WM1071203
Isopropanol	ND		120	2500	µg/L	N/A	N/A	12/4/2007	WM1071203
Isopropylbenzene	ND		120	120	µg/L	N/A	N/A	12/4/2007	WM1071203
Methyl-t-butyl Ether	ND		120	120	µg/L	N/A	N/A	12/4/2007	WM1071203
Methylene Chloride	ND		120	2500	µg/L	N/A	N/A	12/4/2007	WM1071203
n-Butylbenzene	ND		120	620	µg/L	N/A	N/A	12/4/2007	WM1071203
n-Propylbenzene	ND		120	620	µg/L	N/A	N/A	12/4/2007	WM1071203
Naphthalene	ND		120	620	µg/L	N/A	N/A	12/4/2007	WM1071203
p-Isopropyltoluene	ND		120	620	µg/L	N/A	N/A	12/4/2007	WM1071203
Pentachloroethane	ND		120	62	µg/L	N/A	N/A	12/4/2007	WM1071203
sec-Butylbenzene	ND		120	620	µg/L	N/A	N/A	12/4/2007	WM1071203
Styrene	ND		120	62	µg/L	N/A	N/A	12/4/2007	WM1071203
tert-Amyl Methyl Ether	ND		120	620	µg/L	N/A	N/A	12/4/2007	WM1071203
tert-Butanol (TBA)	ND		120	1200	µg/L	N/A	N/A	12/4/2007	WM1071203
tert-Butyl Ethyl Ether	ND		120	620	µg/L	N/A	N/A	12/4/2007	WM1071203
tert-Butylbenzene	ND		120	620	µg/L	N/A	N/A	12/4/2007	WM1071203
Tetrachloroethene	ND		120	62	µg/L	N/A	N/A	12/4/2007	WM1071203
Tetrahydrofuran	ND		120	2500	µg/L	N/A	N/A	12/4/2007	WM1071203
Toluene	1700		120	62	µg/L	N/A	N/A	12/4/2007	WM1071203
trans-1,2-Dichloroethene	ND		120	62	µg/L	N/A	N/A	12/4/2007	WM1071203
trans-1,3-Dichloropropene	ND		120	62	µg/L	N/A	N/A	12/4/2007	WM1071203
trans-1,4-Dichloro-2-butene	ND		120	620	µg/L	N/A	N/A	12/4/2007	WM1071203
Trichloroethene	ND		120	62	µg/L	N/A	N/A	12/4/2007	WM1071203
Trichlorofluoromethane	ND		120	62	µg/L	N/A	N/A	12/4/2007	WM1071203
Vinyl Acetate	ND		120	620	µg/L	N/A	N/A	12/4/2007	WM1071203
Vinyl Chloride	ND		120	62	µg/L	N/A	N/A	12/4/2007	WM1071203
Xylenes, Total	6900		120	62	µg/L	N/A	N/A	12/4/2007	WM1071203

Surrogate	Surrogate Recovery	Control Limits (%)
4-Bromofluorobenzene	109	60 - 130
Dibromofluoromethane	100	60 - 130
Toluene-d8	104	60 - 130

Analyzed by: XBian

Reviewed by: MaiChiTu

Entech Analytical Labs, Inc.

3334 Victor Court , Santa Clara, CA 95054

Phone: (408) 588-0200

Fax: (408) 588-0201

Enviro Soil Tech Consultants
131 Tully Road
San Jose, CA 95111
Attn: Frank Hamedi

Project Number: 8-90-421-SI
Project Name: 400 San Pablo Avenue
Project Location: Albany
GlobalID: T0600101089

Certificate of Analysis - Data Report

Samples Received: 11/29/2007
Sample Collected by: Client

Lab #: 58322-001 Sample ID: STMW-1

Matrix: Liquid Sample Date: 11/28/2007

TPH-Purgeable - GC : EPA 5030B / EPA 8015B

Parameter	Result	Qual	D/P-F	Detection Limit	Units	Prep Date	Prep Batch	Analysis Date	QC Batch
TPH as Gasoline	67000		1000	50000	µg/L	N/A	N/A	11/30/2007	WGC071129
Surrogate	Surrogate Recovery		Control Limits (%)					Analyzed by: EricKum	
4-Bromofluorobenzene	118		65	- 135				Reviewed by: MaiChiTu	

Entech Analytical Labs, Inc.

3334 Victor Court , Santa Clara, CA 95054

Phone: (408) 588-0200

Fax: (408) 588-0201

Enviro Soil Tech Consultants
131 Tully Road
San Jose, CA 95111
Attn: Frank Hamedi

Project Number: 8-90-421-SI
Project Name: 400 San Pablo Avenue
Project Location: Albany
GlobalID: T0600101089

Certificate of Analysis - Data Report

Samples Received: 11/29/2007
Sample Collected by: Client

Lab # : 58322-002 Sample ID: STMW-2

Matrix: Liquid Sample Date: 11/28/2007

VOCs: EPA 5030B / EPA 8260B for Groundwater and Water - EPA 624 for Wastewater

Parameter	Result	Qual	D/P-F	Detection Limit	Units	Prep Date	Prep Batch	Analysis Date	QC Batch
1,1,1,2-Tetrachloroethane	ND		40	20	µg/L	N/A	N/A	12/4/2007	WM1071203
1,1,1-Trichloroethane	ND		40	20	µg/L	N/A	N/A	12/4/2007	WM1071203
1,1,2,2-Tetrachloroethane	ND		40	20	µg/L	N/A	N/A	12/4/2007	WM1071203
1,1,2-Trichloroethane	ND		40	20	µg/L	N/A	N/A	12/4/2007	WM1071203
1,1-Dichloroethane	ND		40	20	µg/L	N/A	N/A	12/4/2007	WM1071203
1,1-Dichloroethene	ND		40	20	µg/L	N/A	N/A	12/4/2007	WM1071203
1,1-Dichloropropene	ND		40	20	µg/L	N/A	N/A	12/4/2007	WM1071203
1,2,3-Trichlorobenzene	ND		40	200	µg/L	N/A	N/A	12/4/2007	WM1071203
1,2,3-Trichloropropane	ND		40	200	µg/L	N/A	N/A	12/4/2007	WM1071203
1,2,4-Trichlorobenzene	ND		40	200	µg/L	N/A	N/A	12/4/2007	WM1071203
1,2,4-Trimethylbenzene	ND		40	200	µg/L	N/A	N/A	12/4/2007	WM1071203
1,2-Dibromo-3-Chloropropane	ND		40	200	µg/L	N/A	N/A	12/4/2007	WM1071203
1,2-Dibromoethane (EDB)	ND		40	20	µg/L	N/A	N/A	12/4/2007	WM1071203
1,2-Dichlorobenzene	ND		40	20	µg/L	N/A	N/A	12/4/2007	WM1071203
1,2-Dichloroethane	ND		40	20	µg/L	N/A	N/A	12/4/2007	WM1071203
1,2-Dichloropropane	ND		40	20	µg/L	N/A	N/A	12/4/2007	WM1071203
1,3,5-Trimethylbenzene	ND		40	200	µg/L	N/A	N/A	12/4/2007	WM1071203
1,3-Dichlorobenzene	ND		40	20	µg/L	N/A	N/A	12/4/2007	WM1071203
1,3-Dichloropropane	ND		40	20	µg/L	N/A	N/A	12/4/2007	WM1071203
1,4-Dichlorobenzene	ND		40	20	µg/L	N/A	N/A	12/4/2007	WM1071203
1,4-Dioxane	ND		40	2000	µg/L	N/A	N/A	12/4/2007	WM1071203
2,2-Dichloropropane	ND		40	20	µg/L	N/A	N/A	12/4/2007	WM1071203
2-Butanone (MEK)	ND		40	800	µg/L	N/A	N/A	12/4/2007	WM1071203
2-Chloroethyl-vinyl Ether	ND		40	200	µg/L	N/A	N/A	12/4/2007	WM1071203
2-Chlorotoluene	ND		40	200	µg/L	N/A	N/A	12/4/2007	WM1071203
2-Hexanone	ND		40	800	µg/L	N/A	N/A	12/4/2007	WM1071203
4-Chlorotoluene	ND		40	200	µg/L	N/A	N/A	12/4/2007	WM1071203
4-Methyl-2-Pentanone(MIBK)	ND		40	800	µg/L	N/A	N/A	12/4/2007	WM1071203
Acetone	ND		40	800	µg/L	N/A	N/A	12/4/2007	WM1071203
Acetonitrile	ND		40	200	µg/L	N/A	N/A	12/4/2007	WM1071203
Acrolein	ND		40	200	µg/L	N/A	N/A	12/4/2007	WM1071203
Acrylonitrile	ND		40	200	µg/L	N/A	N/A	12/4/2007	WM1071203
Benzene	2700		40	20	µg/L	N/A	N/A	12/4/2007	WM1071203
Benzyl Chloride	ND		40	200	µg/L	N/A	N/A	12/4/2007	WM1071203
Bromobenzene	ND		40	20	µg/L	N/A	N/A	12/4/2007	WM1071203
Bromochloromethane	ND		40	20	µg/L	N/A	N/A	12/4/2007	WM1071203
Bromodichloromethane	ND		40	20	µg/L	N/A	N/A	12/4/2007	WM1071203
Bromoform	ND		40	20	µg/L	N/A	N/A	12/4/2007	WM1071203
Bromomethane	ND		40	20	µg/L	N/A	N/A	12/4/2007	WM1071203
Carbon Disulfide	ND		40	20	µg/L	N/A	N/A	12/4/2007	WM1071203
Carbon Tetrachloride	ND		40	20	µg/L	N/A	N/A	12/4/2007	WM1071203
Chlorobenzene	ND		40	20	µg/L	N/A	N/A	12/4/2007	WM1071203
Chloroethane	ND		40	20	µg/L	N/A	N/A	12/4/2007	WM1071203
Chloroform	ND		40	20	µg/L	N/A	N/A	12/4/2007	WM1071203
Chloromethane	ND		40	20	µg/L	N/A	N/A	12/4/2007	WM1071203

Detection Limit = Detection Limit for Reporting.

ND = Not Detected at or above the Detection Limit.

D/P-F = Dilution and/or Prep Factor includes sample volume adjustments.

Qual = Data Qualifier

12/6/2007 9:53:29 AM - eling

Entech Analytical Labs, Inc.

3334 Victor Court , Santa Clara, CA 95054

Phone: (408) 588-0200

Fax: (408) 588-0201

Enviro Soil Tech Consultants
131 Tully Road
San Jose, CA 95111
Attn: Frank Hamedi

Project Number: 8-90-421-SI
Project Name: 400 San Pablo Avenue
Project Location: Albany
GlobalID: T0600101089

Certificate of Analysis - Data Report

Samples Received: 11/29/2007
Sample Collected by: Client

Lab # : 58322-002 Sample ID: STMW-2

Matrix: Liquid Sample Date: 11/28/2007

VOCs: EPA 5030B / EPA 8260B for Groundwater and Water - EPA 624 for Wastewater

Parameter	Result	Qual	D/P-F	Detection Limit	Units	Prep Date	Prep Batch	Analysis Date	QC Batch
cis-1,2-Dichloroethene	ND		40	20	µg/L	N/A	N/A	12/4/2007	WM1071203
cis-1,3-Dichloropropene	ND		40	20	µg/L	N/A	N/A	12/4/2007	WM1071203
Cyclohexanone	ND		40	800	µg/L	N/A	N/A	12/4/2007	WM1071203
Dibromochloromethane	ND		40	20	µg/L	N/A	N/A	12/4/2007	WM1071203
Dibromomethane	ND		40	20	µg/L	N/A	N/A	12/4/2007	WM1071203
Dichlorodifluoromethane	ND		40	20	µg/L	N/A	N/A	12/4/2007	WM1071203
Diisopropyl Ether	ND		40	200	µg/L	N/A	N/A	12/4/2007	WM1071203
Ethyl Benzene	560		40	20	µg/L	N/A	N/A	12/4/2007	WM1071203
Freon 113	ND		40	200	µg/L	N/A	N/A	12/4/2007	WM1071203
Hexachlorobutadiene	ND		40	200	µg/L	N/A	N/A	12/4/2007	WM1071203
Iodomethane	ND		40	200	µg/L	N/A	N/A	12/4/2007	WM1071203
Isopropanol	ND		40	800	µg/L	N/A	N/A	12/4/2007	WM1071203
Isopropylbenzene	ND		40	40	µg/L	N/A	N/A	12/4/2007	WM1071203
Methyl-t-butyl Ether	ND		40	40	µg/L	N/A	N/A	12/4/2007	WM1071203
Methylene Chloride	ND		40	800	µg/L	N/A	N/A	12/4/2007	WM1071203
n-Butylbenzene	ND		40	200	µg/L	N/A	N/A	12/4/2007	WM1071203
n-Propylbenzene	200		40	200	µg/L	N/A	N/A	12/4/2007	WM1071203
Naphthalene	ND		40	200	µg/L	N/A	N/A	12/4/2007	WM1071203
p-Isopropyltoluene	ND		40	200	µg/L	N/A	N/A	12/4/2007	WM1071203
Pentachloroethane	ND		40	20	µg/L	N/A	N/A	12/4/2007	WM1071203
sec-Butylbenzene	ND		40	200	µg/L	N/A	N/A	12/4/2007	WM1071203
Styrene	ND		40	20	µg/L	N/A	N/A	12/4/2007	WM1071203
tert-Amyl Methyl Ether	ND		40	200	µg/L	N/A	N/A	12/4/2007	WM1071203
tert-Butanol (TBA)	ND		40	400	µg/L	N/A	N/A	12/4/2007	WM1071203
tert-Butyl Ethyl Ether	ND		40	200	µg/L	N/A	N/A	12/4/2007	WM1071203
tert-Butylbenzene	ND		40	200	µg/L	N/A	N/A	12/4/2007	WM1071203
Tetrachloroethene	ND		40	20	µg/L	N/A	N/A	12/4/2007	WM1071203
Tetrahydrofuran	ND		40	800	µg/L	N/A	N/A	12/4/2007	WM1071203
Toluene	220		40	20	µg/L	N/A	N/A	12/4/2007	WM1071203
trans-1,2-Dichloroethene	ND		40	20	µg/L	N/A	N/A	12/4/2007	WM1071203
trans-1,3-Dichloropropene	ND		40	20	µg/L	N/A	N/A	12/4/2007	WM1071203
trans-1,4-Dichloro-2-butene	ND		40	200	µg/L	N/A	N/A	12/4/2007	WM1071203
Trichloroethene	ND		40	20	µg/L	N/A	N/A	12/4/2007	WM1071203
Trichlorofluoromethane	ND		40	20	µg/L	N/A	N/A	12/4/2007	WM1071203
Vinyl Acetate	ND		40	200	µg/L	N/A	N/A	12/4/2007	WM1071203
Vinyl Chloride	ND		40	20	µg/L	N/A	N/A	12/4/2007	WM1071203
Xylenes, Total	110		40	20	µg/L	N/A	N/A	12/4/2007	WM1071203

Surrogate	Surrogate Recovery	Control Limits (%)
4-Bromofluorobenzene	109	60 - 130
Dibromofluoromethane	99.9	60 - 130
Toluene-d8	103	60 - 130

Analyzed by: XBian

Reviewed by: MaiChiTu

Entech Analytical Labs, Inc.

3334 Victor Court , Santa Clara, CA 95054

Phone: (408) 588-0200

Fax: (408) 588-0201

Enviro Soil Tech Consultants
131 Tully Road
San Jose, CA 95111
Attn: Frank Hamedi

Project Number: 8-90-421-SI
Project Name: 400 San Pablo Avenue
Project Location: Albany
GlobalID: T0600101089

Certificate of Analysis - Data Report

Samples Received: 11/29/2007
Sample Collected by: Client

Lab # : 58322-002 Sample ID: STMW-2

Matrix: Liquid Sample Date: 11/28/2007

TPH-Purgeable - GC : EPA 5030B / EPA 8015B

Parameter	Result	Qual	D/P-F	Detection Limit	Units	Prep Date	Prep Batch	Analysis Date	QC Batch
TPH as Gasoline	22000		100	5000	µg/L	N/A	N/A	11/30/2007	WGC071129

Surrogate	Surrogate Recovery	Control Limits (%)
4-Bromofluorobenzene	191 ***	65 - 135

Analyzed by: EricKum

Reviewed by: MaiChiTu

*** Surrogate recovery was out of control limits due to matrix interference.

Entech Analytical Labs, Inc.

3334 Victor Court , Santa Clara, CA 95054

Phone: (408) 588-0200

Fax: (408) 588-0201

Enviro Soil Tech Consultants
131 Tully Road
San Jose, CA 95111
Attn: Frank Hamedi

Project Number: 8-90-421-SI
Project Name: 400 San Pablo Avenue
Project Location: Albany
GlobalID: T0600101089

Certificate of Analysis - Data Report

Samples Received: 11/29/2007
Sample Collected by: Client

Lab #: 58322-003 Sample ID: STMW-3

Matrix: Liquid Sample Date: 11/28/2007

VOCs: EPA 5030B / EPA 8260B for Groundwater and Water - EPA 624 for Wastewater

Parameter	Result	Qual	D/P-F	Detection Limit	Units	Prep Date	Prep Batch	Analysis Date	QC Batch
1,1,1,2-Tetrachloroethane	ND		1.0	0.50	µg/L	N/A	N/A	12/3/2007	WM1071203
1,1,1-Trichloroethane	ND		1.0	0.50	µg/L	N/A	N/A	12/3/2007	WM1071203
1,1,2,2-Tetrachloroethane	ND		1.0	0.50	µg/L	N/A	N/A	12/3/2007	WM1071203
1,1,2-Trichloroethane	ND		1.0	0.50	µg/L	N/A	N/A	12/3/2007	WM1071203
1,1-Dichloroethane	ND		1.0	0.50	µg/L	N/A	N/A	12/3/2007	WM1071203
1,1-Dichloroethene	ND		1.0	0.50	µg/L	N/A	N/A	12/3/2007	WM1071203
1,1-Dichloropropene	ND		1.0	0.50	µg/L	N/A	N/A	12/3/2007	WM1071203
1,2,3-Trichlorobenzene	ND		1.0	5.0	µg/L	N/A	N/A	12/3/2007	WM1071203
1,2,3-Trichloropropane	ND		1.0	5.0	µg/L	N/A	N/A	12/3/2007	WM1071203
1,2,4-Trichlorobenzene	ND		1.0	5.0	µg/L	N/A	N/A	12/3/2007	WM1071203
1,2,4-Trimethylbenzene	ND		1.0	5.0	µg/L	N/A	N/A	12/3/2007	WM1071203
1,2-Dibromo-3-Chloropropane	ND		1.0	5.0	µg/L	N/A	N/A	12/3/2007	WM1071203
1,2-Dibromoethane (EDB)	ND		1.0	0.50	µg/L	N/A	N/A	12/3/2007	WM1071203
1,2-Dichlorobenzene	ND		1.0	0.50	µg/L	N/A	N/A	12/3/2007	WM1071203
1,2-Dichloroethane	ND		1.0	0.50	µg/L	N/A	N/A	12/3/2007	WM1071203
1,2-Dichloropropane	ND		1.0	0.50	µg/L	N/A	N/A	12/3/2007	WM1071203
1,3,5-Trimethylbenzene	ND		1.0	5.0	µg/L	N/A	N/A	12/3/2007	WM1071203
1,3-Dichlorobenzene	ND		1.0	0.50	µg/L	N/A	N/A	12/3/2007	WM1071203
1,3-Dichloropropane	ND		1.0	0.50	µg/L	N/A	N/A	12/3/2007	WM1071203
1,4-Dichlorobenzene	ND		1.0	0.50	µg/L	N/A	N/A	12/3/2007	WM1071203
1,4-Dioxane	ND		1.0	50	µg/L	N/A	N/A	12/3/2007	WM1071203
2,2-Dichloropropane	ND		1.0	0.50	µg/L	N/A	N/A	12/3/2007	WM1071203
2-Butanone (MEK)	ND		1.0	20	µg/L	N/A	N/A	12/3/2007	WM1071203
2-Chloroethyl-vinyl Ether	ND		1.0	5.0	µg/L	N/A	N/A	12/3/2007	WM1071203
2-Chlorotoluene	ND		1.0	5.0	µg/L	N/A	N/A	12/3/2007	WM1071203
2-Hexanone	ND		1.0	20	µg/L	N/A	N/A	12/3/2007	WM1071203
4-Chlorotoluene	ND		1.0	5.0	µg/L	N/A	N/A	12/3/2007	WM1071203
4-Methyl-2-Pentanone(MIBK)	ND		1.0	20	µg/L	N/A	N/A	12/3/2007	WM1071203
Acetone	ND		1.0	20	µg/L	N/A	N/A	12/3/2007	WM1071203
Acetonitrile	ND		1.0	5.0	µg/L	N/A	N/A	12/3/2007	WM1071203
Acrolein	ND		1.0	5.0	µg/L	N/A	N/A	12/3/2007	WM1071203
Acrylonitrile	ND		1.0	5.0	µg/L	N/A	N/A	12/3/2007	WM1071203
Benzene	ND		1.0	0.50	µg/L	N/A	N/A	12/3/2007	WM1071203
Benzyl Chloride	ND		1.0	5.0	µg/L	N/A	N/A	12/3/2007	WM1071203
Bromobenzene	ND		1.0	0.50	µg/L	N/A	N/A	12/3/2007	WM1071203
Bromochloromethane	ND		1.0	0.50	µg/L	N/A	N/A	12/3/2007	WM1071203
Bromodichloromethane	ND		1.0	0.50	µg/L	N/A	N/A	12/3/2007	WM1071203
Bromoform	ND		1.0	0.50	µg/L	N/A	N/A	12/3/2007	WM1071203
Bromomethane	ND		1.0	0.50	µg/L	N/A	N/A	12/3/2007	WM1071203
Carbon Disulfide	ND		1.0	0.50	µg/L	N/A	N/A	12/3/2007	WM1071203
Carbon Tetrachloride	ND		1.0	0.50	µg/L	N/A	N/A	12/3/2007	WM1071203
Chlorobenzene	ND		1.0	0.50	µg/L	N/A	N/A	12/3/2007	WM1071203
Chloroethane	ND		1.0	0.50	µg/L	N/A	N/A	12/3/2007	WM1071203
Chloroform	ND		1.0	0.50	µg/L	N/A	N/A	12/3/2007	WM1071203
Chloromethane	ND		1.0	0.50	µg/L	N/A	N/A	12/3/2007	WM1071203

Detection Limit = Detection Limit for Reporting.

ND = Not Detected at or above the Detection Limit.

D/P-F = Dilution and/or Prep Factor includes sample volume adjustments.

Qual = Data Qualifier

12/6/2007 9:53:30 AM - eling

Entech Analytical Labs, Inc.

3334 Victor Court , Santa Clara, CA 95054

Phone: (408) 588-0200

Fax: (408) 588-0201

Enviro Soil Tech Consultants
131 Tully Road
San Jose, CA 95111
Attn: Frank Hamedi

Project Number: 8-90-421-SI
Project Name: 400 San Pablo Avenue
Project Location: Albany
GlobalID: T0600101089

Certificate of Analysis - Data Report

Samples Received: 11/29/2007

Sample Collected by: Client

Lab # : 58322-003

Sample ID: STMW-3

Matrix: Liquid Sample Date: 11/28/2007

VOCs: EPA 5030B / EPA 8260B for Groundwater and Water - EPA 624 for Wastewater

Parameter	Result	Qual	D/P-F	Detection Limit	Units	Prep Date	Prep Batch	Analysis Date	QC Batch
cis-1,2-Dichloroethene	ND		1.0	0.50	µg/L	N/A	N/A	12/3/2007	WM1071203
cis-1,3-Dichloropropene	ND		1.0	0.50	µg/L	N/A	N/A	12/3/2007	WM1071203
Cyclohexanone	ND		1.0	20	µg/L	N/A	N/A	12/3/2007	WM1071203
Dibromochloromethane	ND		1.0	0.50	µg/L	N/A	N/A	12/3/2007	WM1071203
Dibromomethane	ND		1.0	0.50	µg/L	N/A	N/A	12/3/2007	WM1071203
Dichlorodifluoromethane	ND		1.0	0.50	µg/L	N/A	N/A	12/3/2007	WM1071203
Diisopropyl Ether	ND		1.0	5.0	µg/L	N/A	N/A	12/3/2007	WM1071203
Ethyl Benzene	ND		1.0	0.50	µg/L	N/A	N/A	12/3/2007	WM1071203
Freon 113	ND		1.0	5.0	µg/L	N/A	N/A	12/3/2007	WM1071203
Hexachlorobutadiene	ND		1.0	5.0	µg/L	N/A	N/A	12/3/2007	WM1071203
Iodomethane	ND		1.0	5.0	µg/L	N/A	N/A	12/3/2007	WM1071203
Isopropanol	ND		1.0	20	µg/L	N/A	N/A	12/3/2007	WM1071203
Isopropylbenzene	ND		1.0	1.0	µg/L	N/A	N/A	12/3/2007	WM1071203
Methyl-t-butyl Ether	ND		1.0	1.0	µg/L	N/A	N/A	12/3/2007	WM1071203
Methylene Chloride	ND		1.0	20	µg/L	N/A	N/A	12/3/2007	WM1071203
n-Butylbenzene	ND		1.0	5.0	µg/L	N/A	N/A	12/3/2007	WM1071203
n-Propylbenzene	ND		1.0	5.0	µg/L	N/A	N/A	12/3/2007	WM1071203
Naphthalene	ND		1.0	5.0	µg/L	N/A	N/A	12/3/2007	WM1071203
p-Isopropyltoluene	ND		1.0	5.0	µg/L	N/A	N/A	12/3/2007	WM1071203
Pentachloroethane	ND		1.0	0.50	µg/L	N/A	N/A	12/3/2007	WM1071203
sec-Butylbenzene	ND		1.0	5.0	µg/L	N/A	N/A	12/3/2007	WM1071203
Styrene	ND		1.0	0.50	µg/L	N/A	N/A	12/3/2007	WM1071203
tert-Amyl Methyl Ether	ND		1.0	5.0	µg/L	N/A	N/A	12/3/2007	WM1071203
tert-Butanol (TBA)	ND		1.0	10	µg/L	N/A	N/A	12/3/2007	WM1071203
tert-Butyl Ethyl Ether	ND		1.0	5.0	µg/L	N/A	N/A	12/3/2007	WM1071203
tert-Butylbenzene	ND		1.0	5.0	µg/L	N/A	N/A	12/3/2007	WM1071203
Tetrachloroethene	ND		1.0	0.50	µg/L	N/A	N/A	12/3/2007	WM1071203
Tetrahydrofuran	ND		1.0	20	µg/L	N/A	N/A	12/3/2007	WM1071203
Toluene	ND		1.0	0.50	µg/L	N/A	N/A	12/3/2007	WM1071203
trans-1,2-Dichloroethene	ND		1.0	0.50	µg/L	N/A	N/A	12/3/2007	WM1071203
trans-1,3-Dichloropropene	ND		1.0	0.50	µg/L	N/A	N/A	12/3/2007	WM1071203
trans-1,4-Dichloro-2-butene	ND		1.0	5.0	µg/L	N/A	N/A	12/3/2007	WM1071203
Trichloroethene	ND		1.0	0.50	µg/L	N/A	N/A	12/3/2007	WM1071203
Trichlorofluoromethane	ND		1.0	0.50	µg/L	N/A	N/A	12/3/2007	WM1071203
Vinyl Acetate	ND		1.0	5.0	µg/L	N/A	N/A	12/3/2007	WM1071203
Vinyl Chloride	ND		1.0	0.50	µg/L	N/A	N/A	12/3/2007	WM1071203
Xylenes, Total	ND		1.0	0.50	µg/L	N/A	N/A	12/3/2007	WM1071203

Surrogate	Surrogate Recovery	Control Limits (%)
4-Bromofluorobenzene	110	60 - 130
Dibromofluoromethane	95.0	60 - 130
Toluene-d8	103	60 - 130

Analyzed by: XBian

Reviewed by: MaiChiTu

Detection Limit = Detection Limit for Reporting.

ND = Not Detected at or above the Detection Limit.

D/P-F = Dilution and/or Prep Factor includes sample volume adjustments.

Qual = Data Qualifier

12/6/2007 9:53:30 AM - eling

Entech Analytical Labs, Inc.

3334 Victor Court , Santa Clara, CA 95054

Phone: (408) 588-0200

Fax: (408) 588-0201

Enviro Soil Tech Consultants
131 Tully Road
San Jose, CA 95111
Attn: Frank Hamedi

Project Number: 8-90-421-SI
Project Name: 400 San Pablo Avenue
Project Location: Albany
GlobalID: T0600101089

Certificate of Analysis - Data Report

Samples Received: 11/29/2007
Sample Collected by: Client

Lab #: 58322-003 Sample ID: STMW-3

Matrix: Liquid Sample Date: 11/28/2007

TPH-Purgeable - GC : EPA 5030B / EPA 8015B

Parameter	Result	Qual	D/P-F	Detection Limit	Units	Prep Date	Prep Batch	Analysis Date	QC Batch
TPH as Gasoline	ND		1.0	50	µg/L	N/A	N/A	11/30/2007	WGC071129
Surrogate	Surrogate Recovery		Control Limits (%)					Analyzed by: EricKum	
4-Bromofluorobenzene	101		65	- 135				Reviewed by: MaiChiTu	

Entech Analytical Labs, Inc.

3334 Victor Court , Santa Clara, CA 95054

Phone: (408) 588-0200

Fax: (408) 588-0201

Enviro Soil Tech Consultants
131 Tully Road
San Jose, CA 95111
Attn: Frank Hamedi

Project Number: 8-90-421-SI
Project Name: 400 San Pablo Avenue
Project Location: Albany
GlobalID: T0600101089

Certificate of Analysis - Data Report

Samples Received: 11/29/2007

Sample Collected by: Client

Lab #: 58322-004 Sample ID: STMW-4

Matrix: Liquid Sample Date: 11/28/2007

VOCs: EPA 5030B / EPA 8260B for Groundwater and Water - EPA 624 for Wastewater

Parameter	Result	Qual	D/P-F	Detection Limit	Units	Prep Date	Prep Batch	Analysis Date	QC Batch
1,1,1,2-Tetrachloroethane	ND		1.0	0.50	µg/L	N/A	N/A	12/3/2007	WM1071203
1,1,1-Trichloroethane	ND		1.0	0.50	µg/L	N/A	N/A	12/3/2007	WM1071203
1,1,2,2-Tetrachloroethane	ND		1.0	0.50	µg/L	N/A	N/A	12/3/2007	WM1071203
1,1,2-Trichloroethane	ND		1.0	0.50	µg/L	N/A	N/A	12/3/2007	WM1071203
1,1-Dichloroethane	ND		1.0	0.50	µg/L	N/A	N/A	12/3/2007	WM1071203
1,1-Dichloroethene	ND		1.0	0.50	µg/L	N/A	N/A	12/3/2007	WM1071203
1,1-Dichloropropene	ND		1.0	0.50	µg/L	N/A	N/A	12/3/2007	WM1071203
1,2,3-Trichlorobenzene	ND		1.0	5.0	µg/L	N/A	N/A	12/3/2007	WM1071203
1,2,3-Trichloropropane	ND		1.0	5.0	µg/L	N/A	N/A	12/3/2007	WM1071203
1,2,4-Trichlorobenzene	ND		1.0	5.0	µg/L	N/A	N/A	12/3/2007	WM1071203
1,2,4-Trimethylbenzene	ND		1.0	5.0	µg/L	N/A	N/A	12/3/2007	WM1071203
1,2-Dibromo-3-Chloropropane	ND		1.0	5.0	µg/L	N/A	N/A	12/3/2007	WM1071203
1,2-Dibromoethane (EDB)	ND		1.0	0.50	µg/L	N/A	N/A	12/3/2007	WM1071203
1,2-Dichlorobenzene	ND		1.0	0.50	µg/L	N/A	N/A	12/3/2007	WM1071203
1,2-Dichloroethane	ND		1.0	0.50	µg/L	N/A	N/A	12/3/2007	WM1071203
1,2-Dichloropropane	ND		1.0	0.50	µg/L	N/A	N/A	12/3/2007	WM1071203
1,3,5-Trimethylbenzene	ND		1.0	5.0	µg/L	N/A	N/A	12/3/2007	WM1071203
1,3-Dichlorobenzene	ND		1.0	0.50	µg/L	N/A	N/A	12/3/2007	WM1071203
1,3-Dichloropropane	ND		1.0	0.50	µg/L	N/A	N/A	12/3/2007	WM1071203
1,4-Dichlorobenzene	ND		1.0	0.50	µg/L	N/A	N/A	12/3/2007	WM1071203
1,4-Dioxane	ND		1.0	50	µg/L	N/A	N/A	12/3/2007	WM1071203
2,2-Dichloropropane	ND		1.0	0.50	µg/L	N/A	N/A	12/3/2007	WM1071203
2-Butanone (MEK)	ND		1.0	20	µg/L	N/A	N/A	12/3/2007	WM1071203
2-Chloroethyl-vinyl Ether	ND		1.0	5.0	µg/L	N/A	N/A	12/3/2007	WM1071203
2-Chlorotoluene	ND		1.0	5.0	µg/L	N/A	N/A	12/3/2007	WM1071203
2-Hexanone	ND		1.0	20	µg/L	N/A	N/A	12/3/2007	WM1071203
4-Chlorotoluene	ND		1.0	5.0	µg/L	N/A	N/A	12/3/2007	WM1071203
4-Methyl-2-Pentanone(MIBK)	ND		1.0	20	µg/L	N/A	N/A	12/3/2007	WM1071203
Acetone	ND		1.0	20	µg/L	N/A	N/A	12/3/2007	WM1071203
Acetonitrile	ND		1.0	5.0	µg/L	N/A	N/A	12/3/2007	WM1071203
Acrolein	ND		1.0	5.0	µg/L	N/A	N/A	12/3/2007	WM1071203
Acrylonitrile	ND		1.0	5.0	µg/L	N/A	N/A	12/3/2007	WM1071203
Benzene	ND		1.0	0.50	µg/L	N/A	N/A	12/3/2007	WM1071203
Benzyl Chloride	ND		1.0	5.0	µg/L	N/A	N/A	12/3/2007	WM1071203
Bromobenzene	ND		1.0	0.50	µg/L	N/A	N/A	12/3/2007	WM1071203
Bromochloromethane	ND		1.0	0.50	µg/L	N/A	N/A	12/3/2007	WM1071203
Bromodichloromethane	ND		1.0	0.50	µg/L	N/A	N/A	12/3/2007	WM1071203
Bromoform	ND		1.0	0.50	µg/L	N/A	N/A	12/3/2007	WM1071203
Bromomethane	ND		1.0	0.50	µg/L	N/A	N/A	12/3/2007	WM1071203
Carbon Disulfide	ND		1.0	0.50	µg/L	N/A	N/A	12/3/2007	WM1071203
Carbon Tetrachloride	ND		1.0	0.50	µg/L	N/A	N/A	12/3/2007	WM1071203
Chlorobenzene	ND		1.0	0.50	µg/L	N/A	N/A	12/3/2007	WM1071203
Chloroethane	ND		1.0	0.50	µg/L	N/A	N/A	12/3/2007	WM1071203
Chloroform	ND		1.0	0.50	µg/L	N/A	N/A	12/3/2007	WM1071203
Chloromethane	ND		1.0	0.50	µg/L	N/A	N/A	12/3/2007	WM1071203

Detection Limit = Detection Limit for Reporting.

ND = Not Detected at or above the Detection Limit.

D/P-F = Dilution and/or Prep Factor includes sample volume adjustments.

Qual = Data Qualifier

12/6/2007 9:53:30 AM - eling

Entech Analytical Labs, Inc.

3334 Victor Court , Santa Clara, CA 95054

Phone: (408) 588-0200

Fax: (408) 588-0201

Enviro Soil Tech Consultants
131 Tully Road
San Jose, CA 95111
Attn: Frank Hamedi

Project Number: 8-90-421-SI
Project Name: 400 San Pablo Avenue
Project Location: Albany
GlobalID: T0600101089

Certificate of Analysis - Data Report

Samples Received: 11/29/2007

Sample Collected by: Client

Lab # : 58322-004

Sample ID: STMW-4

Matrix: Liquid Sample Date: 11/28/2007

VOCs: EPA 5030B / EPA 8260B for Groundwater and Water - EPA 624 for Wastewater

Parameter	Result	Qual	D/P-F	Detection Limit	Units	Prep Date	Prep Batch	Analysis Date	QC Batch
cis-1,2-Dichloroethene	ND		1.0	0.50	µg/L	N/A	N/A	12/3/2007	WM1071203
cis-1,3-Dichloropropene	ND		1.0	0.50	µg/L	N/A	N/A	12/3/2007	WM1071203
Cyclohexanone	ND		1.0	20	µg/L	N/A	N/A	12/3/2007	WM1071203
Dibromochloromethane	ND		1.0	0.50	µg/L	N/A	N/A	12/3/2007	WM1071203
Dibromomethane	ND		1.0	0.50	µg/L	N/A	N/A	12/3/2007	WM1071203
Dichlorodifluoromethane	ND		1.0	0.50	µg/L	N/A	N/A	12/3/2007	WM1071203
Diisopropyl Ether	ND		1.0	5.0	µg/L	N/A	N/A	12/3/2007	WM1071203
Ethyl Benzene	ND		1.0	0.50	µg/L	N/A	N/A	12/3/2007	WM1071203
Freon 113	ND		1.0	5.0	µg/L	N/A	N/A	12/3/2007	WM1071203
Hexachlorobutadiene	ND		1.0	5.0	µg/L	N/A	N/A	12/3/2007	WM1071203
Iodomethane	ND		1.0	5.0	µg/L	N/A	N/A	12/3/2007	WM1071203
Isopropanol	ND		1.0	20	µg/L	N/A	N/A	12/3/2007	WM1071203
Isopropylbenzene	ND		1.0	1.0	µg/L	N/A	N/A	12/3/2007	WM1071203
Methyl-t-butyl Ether	ND		1.0	1.0	µg/L	N/A	N/A	12/3/2007	WM1071203
Methylene Chloride	ND		1.0	20	µg/L	N/A	N/A	12/3/2007	WM1071203
n-Butylbenzene	ND		1.0	5.0	µg/L	N/A	N/A	12/3/2007	WM1071203
n-Propylbenzene	ND		1.0	5.0	µg/L	N/A	N/A	12/3/2007	WM1071203
Naphthalene	ND		1.0	5.0	µg/L	N/A	N/A	12/3/2007	WM1071203
p-Isopropyltoluene	ND		1.0	5.0	µg/L	N/A	N/A	12/3/2007	WM1071203
Pentachloroethane	ND		1.0	0.50	µg/L	N/A	N/A	12/3/2007	WM1071203
sec-Butylbenzene	ND		1.0	5.0	µg/L	N/A	N/A	12/3/2007	WM1071203
Styrene	ND		1.0	0.50	µg/L	N/A	N/A	12/3/2007	WM1071203
tert-Amyl Methyl Ether	ND		1.0	5.0	µg/L	N/A	N/A	12/3/2007	WM1071203
tert-Butanol (TBA)	ND		1.0	10	µg/L	N/A	N/A	12/3/2007	WM1071203
tert-Butyl Ethyl Ether	ND		1.0	5.0	µg/L	N/A	N/A	12/3/2007	WM1071203
tert-Butylbenzene	ND		1.0	5.0	µg/L	N/A	N/A	12/3/2007	WM1071203
Tetrachloroethene	ND		1.0	0.50	µg/L	N/A	N/A	12/3/2007	WM1071203
Tetrahydrofuran	ND		1.0	20	µg/L	N/A	N/A	12/3/2007	WM1071203
Toluene	ND		1.0	0.50	µg/L	N/A	N/A	12/3/2007	WM1071203
trans-1,2-Dichloroethene	ND		1.0	0.50	µg/L	N/A	N/A	12/3/2007	WM1071203
trans-1,3-Dichloropropene	ND		1.0	0.50	µg/L	N/A	N/A	12/3/2007	WM1071203
trans-1,4-Dichloro-2-butene	ND		1.0	5.0	µg/L	N/A	N/A	12/3/2007	WM1071203
Trichloroethene	ND		1.0	0.50	µg/L	N/A	N/A	12/3/2007	WM1071203
Trichlorofluoromethane	ND		1.0	0.50	µg/L	N/A	N/A	12/3/2007	WM1071203
Vinyl Acetate	ND		1.0	5.0	µg/L	N/A	N/A	12/3/2007	WM1071203
Vinyl Chloride	ND		1.0	0.50	µg/L	N/A	N/A	12/3/2007	WM1071203
Xylenes, Total	ND		1.0	0.50	µg/L	N/A	N/A	12/3/2007	WM1071203

Surrogate	Surrogate Recovery	Control Limits (%)
4-Bromofluorobenzene	109	60 - 130
Dibromofluoromethane	99.0	60 - 130
Toluene-d8	107	60 - 130

Analyzed by: XBian

Reviewed by: MaiChiTu

Entech Analytical Labs, Inc.

3334 Victor Court , Santa Clara, CA 95054

Phone: (408) 588-0200

Fax: (408) 588-0201

Enviro Soil Tech Consultants
131 Tully Road
San Jose, CA 95111
Attn: Frank Hamedi

Project Number: 8-90-421-SI
Project Name: 400 San Pablo Avenue
Project Location: Albany
GlobalID: T0600101089

Certificate of Analysis - Data Report

Samples Received: 11/29/2007
Sample Collected by: Client

Lab #: 58322-004 Sample ID: STMW-4

Matrix: Liquid Sample Date: 11/28/2007

TPH-Purgeable - GC : EPA 5030B / EPA 8015B

Parameter	Result	Qual	D/P-F	Detection Limit	Units	Prep Date	Prep Batch	Analysis Date	QC Batch
TPH as Gasoline	ND		1.0	50	µg/L	N/A	N/A	11/30/2007	WGC071129
Surrogate	Surrogate Recovery		Control Limits (%)					Analyzed by: EricKum	
4-Bromofluorobenzene	103		65	- 135				Reviewed by: MaiChiTu	

Entech Analytical Labs, Inc.

3334 Victor Court , Santa Clara, CA 95054

Phone: (408) 588-0200

Fax: (408) 588-0201

Enviro Soil Tech Consultants
131 Tully Road
San Jose, CA 95111
Attn: Frank Hamedi

Project Number: 8-90-421-SI
Project Name: 400 San Pablo Avenue
Project Location: Albany
GlobalID: T0600101089

Certificate of Analysis - Data Report

Samples Received: 11/29/2007
Sample Collected by: Client

Lab # : 58322-005

Sample ID: STMW-5

Matrix: Liquid Sample Date: 11/28/2007

VOCs: EPA 5030B / EPA 8260B for Groundwater and Water - EPA 624 for Wastewater

Parameter	Result	Qual	D/P-F	Detection Limit	Units	Prep Date	Prep Batch	Analysis Date	QC Batch
1,1,1,2-Tetrachloroethane	ND		1.0	0.50	µg/L	N/A	N/A	12/3/2007	WM1071203
1,1,1-Trichloroethane	ND		1.0	0.50	µg/L	N/A	N/A	12/3/2007	WM1071203
1,1,2,2-Tetrachloroethane	ND		1.0	0.50	µg/L	N/A	N/A	12/3/2007	WM1071203
1,1,2-Trichloroethane	ND		1.0	0.50	µg/L	N/A	N/A	12/3/2007	WM1071203
1,1-Dichloroethane	ND		1.0	0.50	µg/L	N/A	N/A	12/3/2007	WM1071203
1,1-Dichloroethene	ND		1.0	0.50	µg/L	N/A	N/A	12/3/2007	WM1071203
1,1-Dichloropropene	ND		1.0	0.50	µg/L	N/A	N/A	12/3/2007	WM1071203
1,2,3-Trichlorobenzene	ND		1.0	5.0	µg/L	N/A	N/A	12/3/2007	WM1071203
1,2,3-Trichloropropane	ND		1.0	5.0	µg/L	N/A	N/A	12/3/2007	WM1071203
1,2,4-Trichlorobenzene	ND		1.0	5.0	µg/L	N/A	N/A	12/3/2007	WM1071203
1,2,4-Trimethylbenzene	ND		1.0	5.0	µg/L	N/A	N/A	12/3/2007	WM1071203
1,2-Dibromo-3-Chloropropane	ND		1.0	5.0	µg/L	N/A	N/A	12/3/2007	WM1071203
1,2-Dibromoethane (EDB)	ND		1.0	0.50	µg/L	N/A	N/A	12/3/2007	WM1071203
1,2-Dichlorobenzene	ND		1.0	0.50	µg/L	N/A	N/A	12/3/2007	WM1071203
1,2-Dichloroethane	ND		1.0	0.50	µg/L	N/A	N/A	12/3/2007	WM1071203
1,2-Dichloropropane	ND		1.0	0.50	µg/L	N/A	N/A	12/3/2007	WM1071203
1,3,5-Trimethylbenzene	ND		1.0	5.0	µg/L	N/A	N/A	12/3/2007	WM1071203
1,3-Dichlorobenzene	ND		1.0	0.50	µg/L	N/A	N/A	12/3/2007	WM1071203
1,3-Dichloropropane	ND		1.0	0.50	µg/L	N/A	N/A	12/3/2007	WM1071203
1,4-Dichlorobenzene	ND		1.0	0.50	µg/L	N/A	N/A	12/3/2007	WM1071203
1,4-Dioxane	ND		1.0	50	µg/L	N/A	N/A	12/3/2007	WM1071203
2,2-Dichloropropane	ND		1.0	0.50	µg/L	N/A	N/A	12/3/2007	WM1071203
2-Butanone (MEK)	ND		1.0	20	µg/L	N/A	N/A	12/3/2007	WM1071203
2-Chloroethyl-vinyl Ether	ND		1.0	5.0	µg/L	N/A	N/A	12/3/2007	WM1071203
2-Chlorotoluene	ND		1.0	5.0	µg/L	N/A	N/A	12/3/2007	WM1071203
2-Hexanone	ND		1.0	20	µg/L	N/A	N/A	12/3/2007	WM1071203
4-Chlorotoluene	ND		1.0	5.0	µg/L	N/A	N/A	12/3/2007	WM1071203
4-Methyl-2-Pentanone(MIBK)	ND		1.0	20	µg/L	N/A	N/A	12/3/2007	WM1071203
Acetone	ND		1.0	20	µg/L	N/A	N/A	12/3/2007	WM1071203
Acetonitrile	ND		1.0	5.0	µg/L	N/A	N/A	12/3/2007	WM1071203
Acrolein	ND		1.0	5.0	µg/L	N/A	N/A	12/3/2007	WM1071203
Acrylonitrile	ND		1.0	5.0	µg/L	N/A	N/A	12/3/2007	WM1071203
Benzene	ND		1.0	0.50	µg/L	N/A	N/A	12/3/2007	WM1071203
Benzyl Chloride	ND		1.0	5.0	µg/L	N/A	N/A	12/3/2007	WM1071203
Bromobenzene	ND		1.0	0.50	µg/L	N/A	N/A	12/3/2007	WM1071203
Bromochloromethane	ND		1.0	0.50	µg/L	N/A	N/A	12/3/2007	WM1071203
Bromodichloromethane	ND		1.0	0.50	µg/L	N/A	N/A	12/3/2007	WM1071203
Bromoform	ND		1.0	0.50	µg/L	N/A	N/A	12/3/2007	WM1071203
Bromomethane	ND		1.0	0.50	µg/L	N/A	N/A	12/3/2007	WM1071203
Carbon Disulfide	ND		1.0	0.50	µg/L	N/A	N/A	12/3/2007	WM1071203
Carbon Tetrachloride	ND		1.0	0.50	µg/L	N/A	N/A	12/3/2007	WM1071203
Chlorobenzene	ND		1.0	0.50	µg/L	N/A	N/A	12/3/2007	WM1071203
Chloroethane	ND		1.0	0.50	µg/L	N/A	N/A	12/3/2007	WM1071203
Chloroform	ND		1.0	0.50	µg/L	N/A	N/A	12/3/2007	WM1071203
Chloromethane	ND		1.0	0.50	µg/L	N/A	N/A	12/3/2007	WM1071203

Detection Limit = Detection Limit for Reporting.

ND = Not Detected at or above the Detection Limit.

D/P-F = Dilution and/or Prep Factor includes sample volume adjustments.

Qual = Data Qualifier

12/6/2007 9:53:30 AM - eling

Entech Analytical Labs, Inc.

3334 Victor Court , Santa Clara, CA 95054

Phone: (408) 588-0200

Fax: (408) 588-0201

Enviro Soil Tech Consultants
131 Tully Road
San Jose, CA 95111
Attn: Frank Hamedi

Project Number: 8-90-421-SI
Project Name: 400 San Pablo Avenue
Project Location: Albany
GlobalID: T0600101089

Certificate of Analysis - Data Report

Samples Received: 11/29/2007
Sample Collected by: Client

Lab # : 58322-005

Sample ID: STMW-5

Matrix: Liquid Sample Date: 11/28/2007

VOCs: EPA 5030B / EPA 8260B for Groundwater and Water - EPA 624 for Wastewater

Parameter	Result	Qual	D/P-F	Detection Limit	Units	Prep Date	Prep Batch	Analysis Date	QC Batch
cis-1,2-Dichloroethene	ND		1.0	0.50	µg/L	N/A	N/A	12/3/2007	WM1071203
cis-1,3-Dichloropropene	ND		1.0	0.50	µg/L	N/A	N/A	12/3/2007	WM1071203
Cyclohexanone	ND		1.0	20	µg/L	N/A	N/A	12/3/2007	WM1071203
Dibromochloromethane	ND		1.0	0.50	µg/L	N/A	N/A	12/3/2007	WM1071203
Dibromomethane	ND		1.0	0.50	µg/L	N/A	N/A	12/3/2007	WM1071203
Dichlorodifluoromethane	ND		1.0	0.50	µg/L	N/A	N/A	12/3/2007	WM1071203
Diisopropyl Ether	ND		1.0	5.0	µg/L	N/A	N/A	12/3/2007	WM1071203
Ethyl Benzene	ND		1.0	0.50	µg/L	N/A	N/A	12/3/2007	WM1071203
Freon 113	ND		1.0	5.0	µg/L	N/A	N/A	12/3/2007	WM1071203
Hexachlorobutadiene	ND		1.0	5.0	µg/L	N/A	N/A	12/3/2007	WM1071203
Iodomethane	ND		1.0	5.0	µg/L	N/A	N/A	12/3/2007	WM1071203
Isopropanol	ND		1.0	20	µg/L	N/A	N/A	12/3/2007	WM1071203
Isopropylbenzene	ND		1.0	1.0	µg/L	N/A	N/A	12/3/2007	WM1071203
Methyl-t-butyl Ether	ND		1.0	1.0	µg/L	N/A	N/A	12/3/2007	WM1071203
Methylene Chloride	ND		1.0	20	µg/L	N/A	N/A	12/3/2007	WM1071203
n-Butylbenzene	ND		1.0	5.0	µg/L	N/A	N/A	12/3/2007	WM1071203
n-Propylbenzene	ND		1.0	5.0	µg/L	N/A	N/A	12/3/2007	WM1071203
Naphthalene	ND		1.0	5.0	µg/L	N/A	N/A	12/3/2007	WM1071203
p-Isopropyltoluene	ND		1.0	5.0	µg/L	N/A	N/A	12/3/2007	WM1071203
Pentachloroethane	ND		1.0	0.50	µg/L	N/A	N/A	12/3/2007	WM1071203
sec-Butylbenzene	ND		1.0	5.0	µg/L	N/A	N/A	12/3/2007	WM1071203
Styrene	ND		1.0	0.50	µg/L	N/A	N/A	12/3/2007	WM1071203
tert-Amyl Methyl Ether	ND		1.0	5.0	µg/L	N/A	N/A	12/3/2007	WM1071203
tert-Butanol (TBA)	ND		1.0	10	µg/L	N/A	N/A	12/3/2007	WM1071203
tert-Butyl Ethyl Ether	ND		1.0	5.0	µg/L	N/A	N/A	12/3/2007	WM1071203
tert-Butylbenzene	ND		1.0	5.0	µg/L	N/A	N/A	12/3/2007	WM1071203
Tetrachloroethene	1.4		1.0	0.50	µg/L	N/A	N/A	12/3/2007	WM1071203
Tetrahydrofuran	ND		1.0	20	µg/L	N/A	N/A	12/3/2007	WM1071203
Toluene	ND		1.0	0.50	µg/L	N/A	N/A	12/3/2007	WM1071203
trans-1,2-Dichloroethene	ND		1.0	0.50	µg/L	N/A	N/A	12/3/2007	WM1071203
trans-1,3-Dichloropropene	ND		1.0	0.50	µg/L	N/A	N/A	12/3/2007	WM1071203
trans-1,4-Dichloro-2-butene	ND		1.0	5.0	µg/L	N/A	N/A	12/3/2007	WM1071203
Trichloroethene	ND		1.0	0.50	µg/L	N/A	N/A	12/3/2007	WM1071203
Trichlorofluoromethane	ND		1.0	0.50	µg/L	N/A	N/A	12/3/2007	WM1071203
Vinyl Acetate	ND		1.0	5.0	µg/L	N/A	N/A	12/3/2007	WM1071203
Vinyl Chloride	ND		1.0	0.50	µg/L	N/A	N/A	12/3/2007	WM1071203
Xylenes, Total	ND		1.0	0.50	µg/L	N/A	N/A	12/3/2007	WM1071203

Surrogate	Surrogate Recovery	Control Limits (%)
4-Bromofluorobenzene	110	60 - 130
Dibromofluoromethane	95.2	60 - 130
Toluene-d8	104	60 - 130

Analyzed by: XBian

Reviewed by: MaiChiTu

Entech Analytical Labs, Inc.

3334 Victor Court , Santa Clara, CA 95054

Phone: (408) 588-0200

Fax: (408) 588-0201

Enviro Soil Tech Consultants
131 Tully Road
San Jose, CA 95111
Attn: Frank Hamedi

Project Number: 8-90-421-SI
Project Name: 400 San Pablo Avenue
Project Location: Albany
GlobalID: T0600101089

Certificate of Analysis - Data Report

Samples Received: 11/29/2007
Sample Collected by: Client

Lab #: 58322-005 Sample ID: STMW-5

Matrix: Liquid Sample Date: 11/28/2007

TPH-Purgeable - GC : EPA 5030B / EPA 8015B

Parameter	Result	Qual	D/P-F	Detection Limit	Units	Prep Date	Prep Batch	Analysis Date	QC Batch
TPH as Gasoline	ND		1.0	50	µg/L	N/A	N/A	11/30/2007	WGC071129
Surrogate	Surrogate Recovery		Control Limits (%)					Analyzed by: EricKum	
4-Bromofluorobenzene	95.1		65	- 135				Reviewed by: MaiChiTu	

Entech Analytical Labs, Inc.

3334 Victor Court , Santa Clara, CA 95054

Phone: (408) 588-0200

Fax: (408) 588-0201

Enviro Soil Tech Consultants
131 Tully Road
San Jose, CA 95111
Attn: Frank Hamedi

Project Number: 8-90-421-SI
Project Name: 400 San Pablo Avenue
Project Location: Albany
GlobalID: T0600101089

Certificate of Analysis - Data Report

Samples Received: 11/29/2007
Sample Collected by: Client

Lab # : 58322-006 Sample ID: STMW-6

Matrix: Liquid Sample Date: 11/28/2007

VOCs: EPA 5030B / EPA 8260B for Groundwater and Water - EPA 624 for Wastewater

Parameter	Result	Qual	D/P-F	Detection Limit	Units	Prep Date	Prep Batch	Analysis Date	QC Batch
1,1,1,2-Tetrachloroethane	ND		100	50	µg/L	N/A	N/A	12/4/2007	WM1071204
1,1,1-Trichloroethane	ND		100	50	µg/L	N/A	N/A	12/4/2007	WM1071204
1,1,2,2-Tetrachloroethane	ND		100	50	µg/L	N/A	N/A	12/4/2007	WM1071204
1,1,2-Trichloroethane	ND		100	50	µg/L	N/A	N/A	12/4/2007	WM1071204
1,1-Dichloroethane	ND		100	50	µg/L	N/A	N/A	12/4/2007	WM1071204
1,1-Dichloroethene	ND		100	50	µg/L	N/A	N/A	12/4/2007	WM1071204
1,1-Dichloropropene	ND		100	50	µg/L	N/A	N/A	12/4/2007	WM1071204
1,2,3-Trichlorobenzene	ND		100	500	µg/L	N/A	N/A	12/4/2007	WM1071204
1,2,3-Trichloropropane	ND		100	500	µg/L	N/A	N/A	12/4/2007	WM1071204
1,2,4-Trichlorobenzene	ND		100	500	µg/L	N/A	N/A	12/4/2007	WM1071204
1,2,4-Trimethylbenzene	ND		100	500	µg/L	N/A	N/A	12/4/2007	WM1071204
1,2-Dibromo-3-Chloropropane	ND		100	500	µg/L	N/A	N/A	12/4/2007	WM1071204
1,2-Dibromoethane (EDB)	ND		100	50	µg/L	N/A	N/A	12/4/2007	WM1071204
1,2-Dichlorobenzene	ND		100	50	µg/L	N/A	N/A	12/4/2007	WM1071204
1,2-Dichloroethane	ND		100	50	µg/L	N/A	N/A	12/4/2007	WM1071204
1,2-Dichloropropane	ND		100	50	µg/L	N/A	N/A	12/4/2007	WM1071204
1,3,5-Trimethylbenzene	ND		100	500	µg/L	N/A	N/A	12/4/2007	WM1071204
1,3-Dichlorobenzene	ND		100	50	µg/L	N/A	N/A	12/4/2007	WM1071204
1,3-Dichloropropane	ND		100	50	µg/L	N/A	N/A	12/4/2007	WM1071204
1,4-Dichlorobenzene	ND		100	50	µg/L	N/A	N/A	12/4/2007	WM1071204
1,4-Dioxane	ND		100	5000	µg/L	N/A	N/A	12/4/2007	WM1071204
2,2-Dichloropropane	ND		100	50	µg/L	N/A	N/A	12/4/2007	WM1071204
2-Butanone (MEK)	ND		100	2000	µg/L	N/A	N/A	12/4/2007	WM1071204
2-Chloroethyl-vinyl Ether	ND		100	500	µg/L	N/A	N/A	12/4/2007	WM1071204
2-Chlorotoluene	ND		100	500	µg/L	N/A	N/A	12/4/2007	WM1071204
2-Hexanone	ND		100	2000	µg/L	N/A	N/A	12/4/2007	WM1071204
4-Chlorotoluene	ND		100	500	µg/L	N/A	N/A	12/4/2007	WM1071204
4-Methyl-2-Pentanone(MIBK)	ND		100	2000	µg/L	N/A	N/A	12/4/2007	WM1071204
Acetone	ND		100	2000	µg/L	N/A	N/A	12/4/2007	WM1071204
Acetonitrile	ND		100	500	µg/L	N/A	N/A	12/4/2007	WM1071204
Acrolein	ND		100	500	µg/L	N/A	N/A	12/4/2007	WM1071204
Acrylonitrile	ND		100	500	µg/L	N/A	N/A	12/4/2007	WM1071204
Benzene	4800		100	50	µg/L	N/A	N/A	12/4/2007	WM1071204
Benzyl Chloride	ND		100	500	µg/L	N/A	N/A	12/4/2007	WM1071204
Bromobenzene	ND		100	50	µg/L	N/A	N/A	12/4/2007	WM1071204
Bromochloromethane	ND		100	50	µg/L	N/A	N/A	12/4/2007	WM1071204
Bromodichloromethane	ND		100	50	µg/L	N/A	N/A	12/4/2007	WM1071204
Bromoform	ND		100	50	µg/L	N/A	N/A	12/4/2007	WM1071204
Bromomethane	ND		100	50	µg/L	N/A	N/A	12/4/2007	WM1071204
Carbon Disulfide	ND		100	50	µg/L	N/A	N/A	12/4/2007	WM1071204
Carbon Tetrachloride	ND		100	50	µg/L	N/A	N/A	12/4/2007	WM1071204
Chlorobenzene	ND		100	50	µg/L	N/A	N/A	12/4/2007	WM1071204
Chloroethane	ND		100	50	µg/L	N/A	N/A	12/4/2007	WM1071204
Chloroform	ND		100	50	µg/L	N/A	N/A	12/4/2007	WM1071204
Chloromethane	ND		100	50	µg/L	N/A	N/A	12/4/2007	WM1071204

Detection Limit = Detection Limit for Reporting.

ND = Not Detected at or above the Detection Limit.

D/P-F = Dilution and/or Prep Factor includes sample volume adjustments.

Qual = Data Qualifier

12/6/2007 9:53:31 AM - eling

Entech Analytical Labs, Inc.

3334 Victor Court , Santa Clara, CA 95054

Phone: (408) 588-0200

Fax: (408) 588-0201

Enviro Soil Tech Consultants
131 Tully Road
San Jose, CA 95111
Attn: Frank Hamedi

Project Number: 8-90-421-SI
Project Name: 400 San Pablo Avenue
Project Location: Albany
GlobalID: T0600101089

Certificate of Analysis - Data Report

Samples Received: 11/29/2007
Sample Collected by: Client

Lab # : 58322-006 Sample ID: STMW-6

Matrix: Liquid Sample Date: 11/28/2007

VOCs: EPA 5030B / EPA 8260B for Groundwater and Water - EPA 624 for Wastewater

Parameter	Result	Qual	D/P-F	Detection Limit	Units	Prep Date	Prep Batch	Analysis Date	QC Batch
cis-1,2-Dichloroethene	ND		100	50	µg/L	N/A	N/A	12/4/2007	WM1071204
cis-1,3-Dichloropropene	ND		100	50	µg/L	N/A	N/A	12/4/2007	WM1071204
Cyclohexanone	ND		100	2000	µg/L	N/A	N/A	12/4/2007	WM1071204
Dibromochloromethane	ND		100	50	µg/L	N/A	N/A	12/4/2007	WM1071204
Dibromomethane	ND		100	50	µg/L	N/A	N/A	12/4/2007	WM1071204
Dichlorodifluoromethane	ND		100	50	µg/L	N/A	N/A	12/4/2007	WM1071204
Diisopropyl Ether	ND		100	500	µg/L	N/A	N/A	12/4/2007	WM1071204
Ethyl Benzene	860		100	50	µg/L	N/A	N/A	12/4/2007	WM1071204
Freon 113	ND		100	500	µg/L	N/A	N/A	12/4/2007	WM1071204
Hexachlorobutadiene	ND		100	500	µg/L	N/A	N/A	12/4/2007	WM1071204
Iodomethane	ND		100	500	µg/L	N/A	N/A	12/4/2007	WM1071204
Isopropanol	ND		100	2000	µg/L	N/A	N/A	12/4/2007	WM1071204
Isopropylbenzene	ND		100	100	µg/L	N/A	N/A	12/4/2007	WM1071204
Methyl-t-butyl Ether	ND		100	100	µg/L	N/A	N/A	12/4/2007	WM1071204
Methylene Chloride	ND		100	2000	µg/L	N/A	N/A	12/4/2007	WM1071204
n-Butylbenzene	ND		100	500	µg/L	N/A	N/A	12/4/2007	WM1071204
n-Propylbenzene	ND		100	500	µg/L	N/A	N/A	12/4/2007	WM1071204
Naphthalene	ND		100	500	µg/L	N/A	N/A	12/4/2007	WM1071204
p-Isopropyltoluene	ND		100	500	µg/L	N/A	N/A	12/4/2007	WM1071204
Pentachloroethane	ND		100	50	µg/L	N/A	N/A	12/4/2007	WM1071204
sec-Butylbenzene	ND		100	500	µg/L	N/A	N/A	12/4/2007	WM1071204
Styrene	ND		100	50	µg/L	N/A	N/A	12/4/2007	WM1071204
tert-Amyl Methyl Ether	ND		100	500	µg/L	N/A	N/A	12/4/2007	WM1071204
tert-Butanol (TBA)	ND		100	1000	µg/L	N/A	N/A	12/4/2007	WM1071204
tert-Butyl Ethyl Ether	ND		100	500	µg/L	N/A	N/A	12/4/2007	WM1071204
tert-Butylbenzene	ND		100	500	µg/L	N/A	N/A	12/4/2007	WM1071204
Tetrachloroethene	ND		100	50	µg/L	N/A	N/A	12/4/2007	WM1071204
Tetrahydrofuran	ND		100	2000	µg/L	N/A	N/A	12/4/2007	WM1071204
Toluene	920		100	50	µg/L	N/A	N/A	12/4/2007	WM1071204
trans-1,2-Dichloroethene	ND		100	50	µg/L	N/A	N/A	12/4/2007	WM1071204
trans-1,3-Dichloropropene	ND		100	50	µg/L	N/A	N/A	12/4/2007	WM1071204
trans-1,4-Dichloro-2-butene	ND		100	500	µg/L	N/A	N/A	12/4/2007	WM1071204
Trichloroethene	ND		100	50	µg/L	N/A	N/A	12/4/2007	WM1071204
Trichlorofluoromethane	ND		100	50	µg/L	N/A	N/A	12/4/2007	WM1071204
Vinyl Acetate	ND		100	500	µg/L	N/A	N/A	12/4/2007	WM1071204
Vinyl Chloride	ND		100	50	µg/L	N/A	N/A	12/4/2007	WM1071204
Xylenes, Total	740		100	50	µg/L	N/A	N/A	12/4/2007	WM1071204

Surrogate	Surrogate Recovery	Control Limits (%)
4-Bromofluorobenzene	106	60 - 130
Dibromofluoromethane	99.4	60 - 130
Toluene-d8	103	60 - 130

Analyzed by: XBian

Reviewed by: MaiChiTu

Entech Analytical Labs, Inc.

3334 Victor Court , Santa Clara, CA 95054

Phone: (408) 588-0200

Fax: (408) 588-0201

Enviro Soil Tech Consultants
131 Tully Road
San Jose, CA 95111
Attn: Frank Hamedi

Project Number: 8-90-421-SI
Project Name: 400 San Pablo Avenue
Project Location: Albany
GlobalID: T0600101089

Certificate of Analysis - Data Report

Samples Received: 11/29/2007
Sample Collected by: Client

Lab # : 58322-006 Sample ID: STMW-6

Matrix: Liquid Sample Date: 11/28/2007

TPH-Purgeable - GC : EPA 5030B / EPA 8015B

Parameter	Result	Qual	D/P-F	Detection Limit	Units	Prep Date	Prep Batch	Analysis Date	QC Batch
TPH as Gasoline	17000		50	2500	µg/L	N/A	N/A	11/30/2007	WGC071129

Surrogate	Surrogate Recovery	Control Limits (%)
4-Bromofluorobenzene	199 ***	65 - 135

Analyzed by: EricKum

Reviewed by: MaiChiTu

*** Surrogate recovery was out of control limits due to matrix interference.

Entech Analytical Labs, Inc.

3334 Victor Court , Santa Clara, CA 95054

Phone: (408) 588-0200

Fax: (408) 588-0201

Enviro Soil Tech Consultants
131 Tully Road
San Jose, CA 95111
Attn: Frank Hamedi

Project Number: 8-90-421-SI
Project Name: 400 San Pablo Avenue
Project Location: Albany
GlobalID: T0600101089

Certificate of Analysis - Data Report

Samples Received: 11/29/2007

Sample Collected by: Client

Lab # : 58322-007 Sample ID: MW-2

Matrix: Liquid Sample Date: 11/28/2007

VOCs: EPA 5030B / EPA 8260B for Groundwater and Water - EPA 624 for Wastewater

Parameter	Result	Qual	D/P-F	Detection Limit	Units	Prep Date	Prep Batch	Analysis Date	QC Batch
1,1,1,2-Tetrachloroethane	ND		1.0	0.50	µg/L	N/A	N/A	12/3/2007	WM1071203
1,1,1-Trichloroethane	ND		1.0	0.50	µg/L	N/A	N/A	12/3/2007	WM1071203
1,1,2,2-Tetrachloroethane	ND		1.0	0.50	µg/L	N/A	N/A	12/3/2007	WM1071203
1,1,2-Trichloroethane	ND		1.0	0.50	µg/L	N/A	N/A	12/3/2007	WM1071203
1,1-Dichloroethane	ND		1.0	0.50	µg/L	N/A	N/A	12/3/2007	WM1071203
1,1-Dichloroethene	ND		1.0	0.50	µg/L	N/A	N/A	12/3/2007	WM1071203
1,1-Dichloropropene	ND		1.0	0.50	µg/L	N/A	N/A	12/3/2007	WM1071203
1,2,3-Trichlorobenzene	ND		1.0	5.0	µg/L	N/A	N/A	12/3/2007	WM1071203
1,2,3-Trichloropropane	ND		1.0	5.0	µg/L	N/A	N/A	12/3/2007	WM1071203
1,2,4-Trichlorobenzene	ND		1.0	5.0	µg/L	N/A	N/A	12/3/2007	WM1071203
1,2,4-Trimethylbenzene	ND		1.0	5.0	µg/L	N/A	N/A	12/3/2007	WM1071203
1,2-Dibromo-3-Chloropropane	ND		1.0	5.0	µg/L	N/A	N/A	12/3/2007	WM1071203
1,2-Dibromoethane (EDB)	ND		1.0	0.50	µg/L	N/A	N/A	12/3/2007	WM1071203
1,2-Dichlorobenzene	ND		1.0	0.50	µg/L	N/A	N/A	12/3/2007	WM1071203
1,2-Dichloroethane	ND		1.0	0.50	µg/L	N/A	N/A	12/3/2007	WM1071203
1,2-Dichloropropane	ND		1.0	0.50	µg/L	N/A	N/A	12/3/2007	WM1071203
1,3,5-Trimethylbenzene	ND		1.0	5.0	µg/L	N/A	N/A	12/3/2007	WM1071203
1,3-Dichlorobenzene	ND		1.0	0.50	µg/L	N/A	N/A	12/3/2007	WM1071203
1,3-Dichloropropane	ND		1.0	0.50	µg/L	N/A	N/A	12/3/2007	WM1071203
1,4-Dichlorobenzene	ND		1.0	0.50	µg/L	N/A	N/A	12/3/2007	WM1071203
1,4-Dioxane	ND		1.0	50	µg/L	N/A	N/A	12/3/2007	WM1071203
2,2-Dichloropropane	ND		1.0	0.50	µg/L	N/A	N/A	12/3/2007	WM1071203
2-Butanone (MEK)	ND		1.0	20	µg/L	N/A	N/A	12/3/2007	WM1071203
2-Chloroethyl-vinyl Ether	ND		1.0	5.0	µg/L	N/A	N/A	12/3/2007	WM1071203
2-Chlorotoluene	ND		1.0	5.0	µg/L	N/A	N/A	12/3/2007	WM1071203
2-Hexanone	ND		1.0	20	µg/L	N/A	N/A	12/3/2007	WM1071203
4-Chlorotoluene	ND		1.0	5.0	µg/L	N/A	N/A	12/3/2007	WM1071203
4-Methyl-2-Pentanone(MIBK)	ND		1.0	20	µg/L	N/A	N/A	12/3/2007	WM1071203
Acetone	ND		1.0	20	µg/L	N/A	N/A	12/3/2007	WM1071203
Acetonitrile	ND		1.0	5.0	µg/L	N/A	N/A	12/3/2007	WM1071203
Acrolein	ND		1.0	5.0	µg/L	N/A	N/A	12/3/2007	WM1071203
Acrylonitrile	ND		1.0	5.0	µg/L	N/A	N/A	12/3/2007	WM1071203
Benzene	ND		1.0	0.50	µg/L	N/A	N/A	12/3/2007	WM1071203
Benzyl Chloride	ND		1.0	5.0	µg/L	N/A	N/A	12/3/2007	WM1071203
Bromobenzene	ND		1.0	0.50	µg/L	N/A	N/A	12/3/2007	WM1071203
Bromochloromethane	ND		1.0	0.50	µg/L	N/A	N/A	12/3/2007	WM1071203
Bromodichloromethane	ND		1.0	0.50	µg/L	N/A	N/A	12/3/2007	WM1071203
Bromoform	ND		1.0	0.50	µg/L	N/A	N/A	12/3/2007	WM1071203
Bromomethane	ND		1.0	0.50	µg/L	N/A	N/A	12/3/2007	WM1071203
Carbon Disulfide	ND		1.0	0.50	µg/L	N/A	N/A	12/3/2007	WM1071203
Carbon Tetrachloride	ND		1.0	0.50	µg/L	N/A	N/A	12/3/2007	WM1071203
Chlorobenzene	ND		1.0	0.50	µg/L	N/A	N/A	12/3/2007	WM1071203
Chloroethane	ND		1.0	0.50	µg/L	N/A	N/A	12/3/2007	WM1071203
Chloroform	ND		1.0	0.50	µg/L	N/A	N/A	12/3/2007	WM1071203
Chloromethane	ND		1.0	0.50	µg/L	N/A	N/A	12/3/2007	WM1071203

Detection Limit = Detection Limit for Reporting.

ND = Not Detected at or above the Detection Limit.

D/P-F = Dilution and/or Prep Factor includes sample volume adjustments.

Qual = Data Qualifier

12/6/2007 9:53:31 AM - eling

Entech Analytical Labs, Inc.

3334 Victor Court , Santa Clara, CA 95054

Phone: (408) 588-0200

Fax: (408) 588-0201

Enviro Soil Tech Consultants
131 Tully Road
San Jose, CA 95111
Attn: Frank Hamedi

Project Number: 8-90-421-SI
Project Name: 400 San Pablo Avenue
Project Location: Albany
GlobalID: T0600101089

Certificate of Analysis - Data Report

Samples Received: 11/29/2007

Sample Collected by: Client

Lab # : 58322-007 Sample ID: MW-2

Matrix: Liquid Sample Date: 11/28/2007

VOCs: EPA 5030B / EPA 8260B for Groundwater and Water - EPA 624 for Wastewater

Parameter	Result	Qual	D/P-F	Detection Limit	Units	Prep Date	Prep Batch	Analysis Date	QC Batch
cis-1,2-Dichloroethene	ND		1.0	0.50	µg/L	N/A	N/A	12/3/2007	WM1071203
cis-1,3-Dichloropropene	ND		1.0	0.50	µg/L	N/A	N/A	12/3/2007	WM1071203
Cyclohexanone	ND		1.0	20	µg/L	N/A	N/A	12/3/2007	WM1071203
Dibromochloromethane	ND		1.0	0.50	µg/L	N/A	N/A	12/3/2007	WM1071203
Dibromomethane	ND		1.0	0.50	µg/L	N/A	N/A	12/3/2007	WM1071203
Dichlorodifluoromethane	ND		1.0	0.50	µg/L	N/A	N/A	12/3/2007	WM1071203
Diisopropyl Ether	ND		1.0	5.0	µg/L	N/A	N/A	12/3/2007	WM1071203
Ethyl Benzene	ND		1.0	0.50	µg/L	N/A	N/A	12/3/2007	WM1071203
Freon 113	ND		1.0	5.0	µg/L	N/A	N/A	12/3/2007	WM1071203
Hexachlorobutadiene	ND		1.0	5.0	µg/L	N/A	N/A	12/3/2007	WM1071203
Iodomethane	ND		1.0	5.0	µg/L	N/A	N/A	12/3/2007	WM1071203
Isopropanol	ND		1.0	20	µg/L	N/A	N/A	12/3/2007	WM1071203
Isopropylbenzene	ND		1.0	1.0	µg/L	N/A	N/A	12/3/2007	WM1071203
Methyl-t-butyl Ether	ND		1.0	1.0	µg/L	N/A	N/A	12/3/2007	WM1071203
Methylene Chloride	ND		1.0	20	µg/L	N/A	N/A	12/3/2007	WM1071203
n-Butylbenzene	ND		1.0	5.0	µg/L	N/A	N/A	12/3/2007	WM1071203
n-Propylbenzene	ND		1.0	5.0	µg/L	N/A	N/A	12/3/2007	WM1071203
Naphthalene	ND		1.0	5.0	µg/L	N/A	N/A	12/3/2007	WM1071203
p-Isopropyltoluene	ND		1.0	5.0	µg/L	N/A	N/A	12/3/2007	WM1071203
Pentachloroethane	ND		1.0	0.50	µg/L	N/A	N/A	12/3/2007	WM1071203
sec-Butylbenzene	ND		1.0	5.0	µg/L	N/A	N/A	12/3/2007	WM1071203
Styrene	ND		1.0	0.50	µg/L	N/A	N/A	12/3/2007	WM1071203
tert-Amyl Methyl Ether	ND		1.0	5.0	µg/L	N/A	N/A	12/3/2007	WM1071203
tert-Butanol (TBA)	ND		1.0	10	µg/L	N/A	N/A	12/3/2007	WM1071203
tert-Butyl Ethyl Ether	ND		1.0	5.0	µg/L	N/A	N/A	12/3/2007	WM1071203
tert-Butylbenzene	ND		1.0	5.0	µg/L	N/A	N/A	12/3/2007	WM1071203
Tetrachloroethene	ND		1.0	0.50	µg/L	N/A	N/A	12/3/2007	WM1071203
Tetrahydrofuran	ND		1.0	20	µg/L	N/A	N/A	12/3/2007	WM1071203
Toluene	ND		1.0	0.50	µg/L	N/A	N/A	12/3/2007	WM1071203
trans-1,2-Dichloroethene	ND		1.0	0.50	µg/L	N/A	N/A	12/3/2007	WM1071203
trans-1,3-Dichloropropene	ND		1.0	0.50	µg/L	N/A	N/A	12/3/2007	WM1071203
trans-1,4-Dichloro-2-butene	ND		1.0	5.0	µg/L	N/A	N/A	12/3/2007	WM1071203
Trichloroethene	ND		1.0	0.50	µg/L	N/A	N/A	12/3/2007	WM1071203
Trichlorofluoromethane	ND		1.0	0.50	µg/L	N/A	N/A	12/3/2007	WM1071203
Vinyl Acetate	ND		1.0	5.0	µg/L	N/A	N/A	12/3/2007	WM1071203
Vinyl Chloride	ND		1.0	0.50	µg/L	N/A	N/A	12/3/2007	WM1071203
Xylenes, Total	ND		1.0	0.50	µg/L	N/A	N/A	12/3/2007	WM1071203

Surrogate	Surrogate Recovery	Control Limits (%)
4-Bromofluorobenzene	109	60 - 130
Dibromofluoromethane	97.5	60 - 130
Toluene-d8	103	60 - 130

Analyzed by: XBian

Reviewed by: MaiChiTu

Detection Limit = Detection Limit for Reporting.

ND = Not Detected at or above the Detection Limit.

D/P-F = Dilution and/or Prep Factor includes sample volume adjustments.

Qual = Data Qualifier

12/6/2007 9:53:31 AM - eling

Entech Analytical Labs, Inc.

3334 Victor Court , Santa Clara, CA 95054

Phone: (408) 588-0200

Fax: (408) 588-0201

Enviro Soil Tech Consultants
131 Tully Road
San Jose, CA 95111
Attn: Frank Hamedi

Project Number: 8-90-421-SI
Project Name: 400 San Pablo Avenue
Project Location: Albany
GlobalID: T0600101089

Certificate of Analysis - Data Report

Samples Received: 11/29/2007
Sample Collected by: Client

Lab # : 58322-007 Sample ID: MW-2

Matrix: Liquid Sample Date: 11/28/2007

TPH-Purgeable - GC : EPA 5030B / EPA 8015B

Parameter	Result	Qual	D/P-F	Detection Limit	Units	Prep Date	Prep Batch	Analysis Date	QC Batch
TPH as Gasoline	ND		1.0	50	µg/L	N/A	N/A	11/30/2007	WGC071129
Surrogate	Surrogate Recovery		Control Limits (%)					Analyzed by: EricKum	
4-Bromofluorobenzene	102		65	- 135				Reviewed by: MaiChiTu	

Entech Analytical Labs, Inc.

3334 Victor Court , Santa Clara, CA 95054

Phone: (408) 588-0200

Fax: (408) 588-0201

Enviro Soil Tech Consultants
131 Tully Road
San Jose, CA 95111
Attn: Frank Hamedi

Project Number: 8-90-421-SI
Project Name: 400 San Pablo Avenue
Project Location: Albany
GlobalID: T0600101089

Certificate of Analysis - Data Report

Samples Received: 11/29/2007
Sample Collected by: Client

Lab # : 58322-008

Sample ID: MW-3

Matrix: Liquid Sample Date: 11/28/2007

VOCs: EPA 5030B / EPA 8260B for Groundwater and Water - EPA 624 for Wastewater

Parameter	Result	Qual	D/P-F	Detection Limit	Units	Prep Date	Prep Batch	Analysis Date	QC Batch
1,1,1,2-Tetrachloroethane	ND		6.7	3.3	µg/L	N/A	N/A	12/3/2007	WM1071203
1,1,1-Trichloroethane	ND		6.7	3.3	µg/L	N/A	N/A	12/3/2007	WM1071203
1,1,2,2-Tetrachloroethane	ND		6.7	3.3	µg/L	N/A	N/A	12/3/2007	WM1071203
1,1,2-Trichloroethane	ND		6.7	3.3	µg/L	N/A	N/A	12/3/2007	WM1071203
1,1-Dichloroethane	ND		6.7	3.3	µg/L	N/A	N/A	12/3/2007	WM1071203
1,1-Dichloroethene	ND		6.7	3.3	µg/L	N/A	N/A	12/3/2007	WM1071203
1,1-Dichloropropene	ND		6.7	3.3	µg/L	N/A	N/A	12/3/2007	WM1071203
1,2,3-Trichlorobenzene	ND		6.7	33	µg/L	N/A	N/A	12/3/2007	WM1071203
1,2,3-Trichloropropane	ND		6.7	33	µg/L	N/A	N/A	12/3/2007	WM1071203
1,2,4-Trichlorobenzene	ND		6.7	33	µg/L	N/A	N/A	12/3/2007	WM1071203
1,2,4-Trimethylbenzene	ND		6.7	33	µg/L	N/A	N/A	12/3/2007	WM1071203
1,2-Dibromo-3-Chloropropane	ND		6.7	33	µg/L	N/A	N/A	12/3/2007	WM1071203
1,2-Dibromoethane (EDB)	ND		6.7	3.3	µg/L	N/A	N/A	12/3/2007	WM1071203
1,2-Dichlorobenzene	ND		6.7	3.3	µg/L	N/A	N/A	12/3/2007	WM1071203
1,2-Dichloroethane	ND		6.7	3.3	µg/L	N/A	N/A	12/3/2007	WM1071203
1,2-Dichloropropane	ND		6.7	3.3	µg/L	N/A	N/A	12/3/2007	WM1071203
1,3,5-Trimethylbenzene	ND		6.7	33	µg/L	N/A	N/A	12/3/2007	WM1071203
1,3-Dichlorobenzene	ND		6.7	3.3	µg/L	N/A	N/A	12/3/2007	WM1071203
1,3-Dichloropropane	ND		6.7	3.3	µg/L	N/A	N/A	12/3/2007	WM1071203
1,4-Dichlorobenzene	ND		6.7	3.3	µg/L	N/A	N/A	12/3/2007	WM1071203
1,4-Dioxane	ND		6.7	330	µg/L	N/A	N/A	12/3/2007	WM1071203
2,2-Dichloropropane	ND		6.7	3.3	µg/L	N/A	N/A	12/3/2007	WM1071203
2-Butanone (MEK)	ND		6.7	130	µg/L	N/A	N/A	12/3/2007	WM1071203
2-Chloroethyl-vinyl Ether	ND		6.7	33	µg/L	N/A	N/A	12/3/2007	WM1071203
2-Chlorotoluene	ND		6.7	33	µg/L	N/A	N/A	12/3/2007	WM1071203
2-Hexanone	ND		6.7	130	µg/L	N/A	N/A	12/3/2007	WM1071203
4-Chlorotoluene	ND		6.7	33	µg/L	N/A	N/A	12/3/2007	WM1071203
4-Methyl-2-Pentanone(MIBK)	ND		6.7	130	µg/L	N/A	N/A	12/3/2007	WM1071203
Acetone	ND		6.7	130	µg/L	N/A	N/A	12/3/2007	WM1071203
Acetonitrile	ND		6.7	33	µg/L	N/A	N/A	12/3/2007	WM1071203
Acrolein	ND		6.7	33	µg/L	N/A	N/A	12/3/2007	WM1071203
Acrylonitrile	ND		6.7	33	µg/L	N/A	N/A	12/3/2007	WM1071203
Benzene	13		6.7	3.3	µg/L	N/A	N/A	12/3/2007	WM1071203
Benzyl Chloride	ND		6.7	33	µg/L	N/A	N/A	12/3/2007	WM1071203
Bromobenzene	ND		6.7	3.3	µg/L	N/A	N/A	12/3/2007	WM1071203
Bromochloromethane	ND		6.7	3.3	µg/L	N/A	N/A	12/3/2007	WM1071203
Bromodichloromethane	ND		6.7	3.3	µg/L	N/A	N/A	12/3/2007	WM1071203
Bromoform	ND		6.7	3.3	µg/L	N/A	N/A	12/3/2007	WM1071203
Bromomethane	ND		6.7	3.3	µg/L	N/A	N/A	12/3/2007	WM1071203
Carbon Disulfide	ND		6.7	3.3	µg/L	N/A	N/A	12/3/2007	WM1071203
Carbon Tetrachloride	ND		6.7	3.3	µg/L	N/A	N/A	12/3/2007	WM1071203
Chlorobenzene	ND		6.7	3.3	µg/L	N/A	N/A	12/3/2007	WM1071203
Chloroethane	ND		6.7	3.3	µg/L	N/A	N/A	12/3/2007	WM1071203
Chloroform	ND		6.7	3.3	µg/L	N/A	N/A	12/3/2007	WM1071203
Chloromethane	ND		6.7	3.3	µg/L	N/A	N/A	12/3/2007	WM1071203

Detection Limit = Detection Limit for Reporting.

ND = Not Detected at or above the Detection Limit.

D/P-F = Dilution and/or Prep Factor includes sample volume adjustments.

Qual = Data Qualifier

12/6/2007 9:53:31 AM - eling

Entech Analytical Labs, Inc.

3334 Victor Court , Santa Clara, CA 95054

Phone: (408) 588-0200

Fax: (408) 588-0201

Enviro Soil Tech Consultants
131 Tully Road
San Jose, CA 95111
Attn: Frank Hamedi

Project Number: 8-90-421-SI
Project Name: 400 San Pablo Avenue
Project Location: Albany
GlobalID: T0600101089

Certificate of Analysis - Data Report

Samples Received: 11/29/2007
Sample Collected by: Client

Lab # : 58322-008

Sample ID: MW-3

Matrix: Liquid Sample Date: 11/28/2007

VOCs: EPA 5030B / EPA 8260B for Groundwater and Water - EPA 624 for Wastewater

Parameter	Result	Qual	D/P-F	Detection Limit	Units	Prep Date	Prep Batch	Analysis Date	QC Batch
cis-1,2-Dichloroethene	290		6.7	3.3	µg/L	N/A	N/A	12/3/2007	WM1071203
cis-1,3-Dichloropropene	ND		6.7	3.3	µg/L	N/A	N/A	12/3/2007	WM1071203
Cyclohexanone	ND		6.7	130	µg/L	N/A	N/A	12/3/2007	WM1071203
Dibromochloromethane	ND		6.7	3.3	µg/L	N/A	N/A	12/3/2007	WM1071203
Dibromomethane	ND		6.7	3.3	µg/L	N/A	N/A	12/3/2007	WM1071203
Dichlorodifluoromethane	ND		6.7	3.3	µg/L	N/A	N/A	12/3/2007	WM1071203
Diisopropyl Ether	ND		6.7	33	µg/L	N/A	N/A	12/3/2007	WM1071203
Ethyl Benzene	ND		6.7	3.3	µg/L	N/A	N/A	12/3/2007	WM1071203
Freon 113	ND		6.7	33	µg/L	N/A	N/A	12/3/2007	WM1071203
Hexachlorobutadiene	ND		6.7	33	µg/L	N/A	N/A	12/3/2007	WM1071203
Iodomethane	ND		6.7	33	µg/L	N/A	N/A	12/3/2007	WM1071203
Isopropanol	ND		6.7	130	µg/L	N/A	N/A	12/3/2007	WM1071203
Isopropylbenzene	ND		6.7	6.7	µg/L	N/A	N/A	12/3/2007	WM1071203
Methyl-t-butyl Ether	ND		6.7	6.7	µg/L	N/A	N/A	12/3/2007	WM1071203
Methylene Chloride	ND		6.7	130	µg/L	N/A	N/A	12/3/2007	WM1071203
n-Butylbenzene	ND		6.7	33	µg/L	N/A	N/A	12/3/2007	WM1071203
n-Propylbenzene	ND		6.7	33	µg/L	N/A	N/A	12/3/2007	WM1071203
Naphthalene	ND		6.7	33	µg/L	N/A	N/A	12/3/2007	WM1071203
p-Isopropyltoluene	ND		6.7	33	µg/L	N/A	N/A	12/3/2007	WM1071203
Pentachloroethane	ND		6.7	3.3	µg/L	N/A	N/A	12/3/2007	WM1071203
sec-Butylbenzene	ND		6.7	33	µg/L	N/A	N/A	12/3/2007	WM1071203
Styrene	ND		6.7	3.3	µg/L	N/A	N/A	12/3/2007	WM1071203
tert-Amyl Methyl Ether	ND		6.7	33	µg/L	N/A	N/A	12/3/2007	WM1071203
tert-Butanol (TBA)	ND		6.7	67	µg/L	N/A	N/A	12/3/2007	WM1071203
tert-Butyl Ethyl Ether	ND		6.7	33	µg/L	N/A	N/A	12/3/2007	WM1071203
tert-Butylbenzene	ND		6.7	33	µg/L	N/A	N/A	12/3/2007	WM1071203
Tetrachloroethene	480		6.7	3.3	µg/L	N/A	N/A	12/3/2007	WM1071203
Tetrahydrofuran	ND		6.7	130	µg/L	N/A	N/A	12/3/2007	WM1071203
Toluene	ND		6.7	3.3	µg/L	N/A	N/A	12/3/2007	WM1071203
trans-1,2-Dichloroethene	ND		6.7	3.3	µg/L	N/A	N/A	12/3/2007	WM1071203
trans-1,3-Dichloropropene	ND		6.7	3.3	µg/L	N/A	N/A	12/3/2007	WM1071203
trans-1,4-Dichloro-2-butene	ND		6.7	33	µg/L	N/A	N/A	12/3/2007	WM1071203
Trichloroethene	90		6.7	3.3	µg/L	N/A	N/A	12/3/2007	WM1071203
Trichlorofluoromethane	ND		6.7	3.3	µg/L	N/A	N/A	12/3/2007	WM1071203
Vinyl Acetate	ND		6.7	33	µg/L	N/A	N/A	12/3/2007	WM1071203
Vinyl Chloride	20		6.7	3.3	µg/L	N/A	N/A	12/3/2007	WM1071203
Xylenes, Total	ND		6.7	3.3	µg/L	N/A	N/A	12/3/2007	WM1071203

Surrogate	Surrogate Recovery	Control Limits (%)
4-Bromofluorobenzene	104	60 - 130
Dibromofluoromethane	105	60 - 130
Toluene-d8	115	60 - 130

Analyzed by: XBian

Reviewed by: MaiChiTu

Entech Analytical Labs, Inc.

3334 Victor Court , Santa Clara, CA 95054

Phone: (408) 588-0200

Fax: (408) 588-0201

Enviro Soil Tech Consultants
131 Tully Road
San Jose, CA 95111
Attn: Frank Hamedi

Project Number: 8-90-421-SI
Project Name: 400 San Pablo Avenue
Project Location: Albany
GlobalID: T0600101089

Certificate of Analysis - Data Report

Samples Received: 11/29/2007
Sample Collected by: Client

Lab # : 58322-008 Sample ID: MW-3

Matrix: Liquid Sample Date: 11/28/2007

TPH-Purgeable - GC : EPA 5030B / EPA 8015B

Parameter	Result	Qual	D/P-F	Detection Limit	Units	Prep Date	Prep Batch	Analysis Date	QC Batch
TPH as Gasoline	730		5.0	250	µg/L	N/A	N/A	11/30/2007	WGC071129

Surrogate	Surrogate Recovery	Control Limits (%)
4-Bromofluorobenzene	152 ***	65 - 135

Analyzed by: EricKum

Reviewed by: MaiChiTu

*** Surrogate recovery was out of control limits due to matrix interference.

Entech Analytical Labs, Inc.

3334 Victor Court , Santa Clara, CA 95054 Phone: (408) 588-0200 Fax: (408) 588-0201

Method Blank - Liquid - TPH-Purgeable - GC : EPA 5030B / EPA 8015B

QC Batch ID: WGC071129

Validated by: MaiChiTu - 12/03/07

QC Batch Analysis Date: 11/29/2007

Parameter	Result	DF	PQLR	Units
TPH as Gasoline	ND	1	50	µg/L
Surrogate for Blank	% Recovery	Control Limits		
4-Bromofluorobenzene	105	65 - 135		

LCS / LCSD - Liquid - TPH-Purgeable - GC : EPA 5030B / EPA 8015B

QC Batch ID: WGC071129

Reviewed by: MaiChiTu - 12/03/07

QC Batch ID Analysis Date: 11/29/2007

LCS

Parameter	Method Blank	Spike Amt	SpikeResult	Units	% Recovery	Recovery Limits
TPH as Gasoline	<50	120	121	µg/L	96.8	65 - 135
Surrogate	% Recovery	Control Limits				
4-Bromofluorobenzene	114.0	65 - 135				

LCSD

Parameter	Method Blank	Spike Amt	SpikeResult	Units	% Recovery	RPD	RPD Limits	Recovery Limits
TPH as Gasoline	<50	120	117	µg/L	93.6	3.4	25.0	65 - 135
Surrogate	% Recovery	Control Limits						
4-Bromofluorobenzene	114.0	65 - 135						

Entech Analytical Labs, Inc.

3334 Victor Court , Santa Clara, CA 95054 Phone: (408) 588-0200 Fax: (408) 588-0201

Method Blank - Liquid - VOCs: EPA 5030B / EPA 8260B for Groundwater and Water - EPA 624 for Wastewater

QC Batch ID: WM1071203

Validated by: MaiChiTu - 12/04/07

QC Batch Analysis Date: 12/3/2007

Parameter	Result	DF	PQLR	Units
1,1,1,2-Tetrachloroethane	ND	1	0.50	µg/L
1,1,1-Trichloroethane	ND	1	0.50	µg/L
1,1,2,2-Tetrachloroethane	ND	1	0.50	µg/L
1,1,2-Trichloroethane	ND	1	0.50	µg/L
1,1-Dichloroethane	ND	1	0.50	µg/L
1,1-Dichloroethene	ND	1	0.50	µg/L
1,1-Dichloropropene	ND	1	0.50	µg/L
1,2,3-Trichlorobenzene	ND	1	5.0	µg/L
1,2,3-Trichloropropane	ND	1	5.0	µg/L
1,2,4-Trichlorobenzene	ND	1	5.0	µg/L
1,2,4-Trimethylbenzene	ND	1	5.0	µg/L
1,2-Dibromo-3-Chloropropane	ND	1	5.0	µg/L
1,2-Dibromoethane (EDB)	ND	1	0.50	µg/L
1,2-Dichlorobenzene	ND	1	0.50	µg/L
1,2-Dichloroethane	ND	1	0.50	µg/L
1,2-Dichloropropane	ND	1	0.50	µg/L
1,3,5-Trimethylbenzene	ND	1	5.0	µg/L
1,3-Dichlorobenzene	ND	1	0.50	µg/L
1,3-Dichloropropane	ND	1	0.50	µg/L
1,4-Dichlorobenzene	ND	1	0.50	µg/L
1,4-Dioxane	ND	1	50	µg/L
2,2-Dichloropropane	ND	1	0.50	µg/L
2-Butanone (MEK)	ND	1	20	µg/L
2-Chloroethyl-vinyl Ether	ND	1	5.0	µg/L
2-Chlorotoluene	ND	1	5.0	µg/L
2-Hexanone	ND	1	20	µg/L
4-Chlorotoluene	ND	1	5.0	µg/L
4-Methyl-2-Pentanone(MIBK)	ND	1	20	µg/L
Acetone	ND	1	20	µg/L
Acetonitrile	ND	1	5.0	µg/L
Acrolein	ND	1	5.0	µg/L
Acrylonitrile	ND	1	5.0	µg/L
Benzene	ND	1	0.50	µg/L
Benzyl Chloride	ND	1	5.0	µg/L
Bromobenzene	ND	1	0.50	µg/L
Bromochloromethane	ND	1	0.50	µg/L
Bromodichloromethane	ND	1	0.50	µg/L
Bromoform	ND	1	0.50	µg/L
Bromomethane	ND	1	0.50	µg/L
Carbon Disulfide	ND	1	0.50	µg/L
Carbon Tetrachloride	ND	1	0.50	µg/L
Chlorobenzene	ND	1	0.50	µg/L
Chloroethane	ND	1	0.50	µg/L
Chloroform	ND	1	0.50	µg/L
Chloromethane	ND	1	0.50	µg/L
cis-1,2-Dichloroethene	ND	1	0.50	µg/L
cis-1,3-Dichloropropene	ND	1	0.50	µg/L
Cyclohexanone	ND	1	20	µg/L
Dibromochloromethane	ND	1	0.50	µg/L
Dibromomethane	ND	1	0.50	µg/L

Entech Analytical Labs, Inc.

3334 Victor Court , Santa Clara, CA 95054 Phone: (408) 588-0200 Fax: (408) 588-0201

Method Blank - Liquid - VOCs: EPA 5030B / EPA 8260B for Groundwater and Water - EPA 624 for Wastewater

QC Batch ID: WM1071203

Validated by: MaiChiTu - 12/04/07

QC Batch Analysis Date: 12/3/2007

Parameter	Result	DF	PQLR	Units
Dichlorodifluoromethane	ND	1	0.50	µg/L
Diisopropyl Ether	ND	1	5.0	µg/L
Ethyl Benzene	ND	1	0.50	µg/L
Freon 113	ND	1	5.0	µg/L
Hexachlorobutadiene	ND	1	5.0	µg/L
Iodomethane	ND	1	5.0	µg/L
Isopropanol	ND	1	20	µg/L
Isopropylbenzene	ND	1	1.0	µg/L
Methylene Chloride	ND	1	20	µg/L
Methyl-t-butyl Ether	ND	1	1.0	µg/L
Naphthalene	ND	1	5.0	µg/L
n-Butylbenzene	ND	1	5.0	µg/L
n-Propylbenzene	ND	1	5.0	µg/L
Pentachloroethane	ND	1	0.50	µg/L
p-Isopropyltoluene	ND	1	5.0	µg/L
sec-Butylbenzene	ND	1	5.0	µg/L
Styrene	ND	1	0.50	µg/L
tert-Amyl Methyl Ether	ND	1	5.0	µg/L
tert-Butanol (TBA)	ND	1	10	µg/L
tert-Butyl Ethyl Ether	ND	1	5.0	µg/L
tert-Butylbenzene	ND	1	5.0	µg/L
Tetrachloroethene	ND	1	0.50	µg/L
Tetrahydrofuran	ND	1	20	µg/L
Toluene	ND	1	0.50	µg/L
trans-1,2-Dichloroethene	ND	1	0.50	µg/L
trans-1,3-Dichloropropene	ND	1	0.50	µg/L
trans-1,4-Dichloro-2-butene	ND	1	5.0	µg/L
Trichloroethene	ND	1	0.50	µg/L
Trichlorofluoromethane	ND	1	0.50	µg/L
Vinyl Acetate	ND	1	5.0	µg/L
Vinyl Chloride	ND	1	0.50	µg/L
Xylenes, Total	ND	1	0.50	µg/L

Surrogate for Blank	% Recovery	Control Limits
4-Bromofluorobenzene	111	60 - 130
Dibromofluoromethane	91.3	60 - 130
Toluene-d8	102	60 - 130

Entech Analytical Labs, Inc.

3334 Victor Court , Santa Clara, CA 95054 Phone: (408) 588-0200 Fax: (408) 588-0201

LCS / LCSD - Liquid - VOCs: EPA 5030B / EPA 8260B for Groundwater and Water - EPA 624 for Wastewater

QC Batch ID: WM1071203

Reviewed by: MaiChiTu - 12/04/07

QC Batch ID Analysis Date: 12/3/2007

LCS

Parameter	Method Blank	Spike Amt	SpikeResult	Units	% Recovery	Recovery Limits
1,1-Dichloroethene	<0.50	20	18.4	µg/L	92.0	70 - 130
Benzene	<0.50	20	19.5	µg/L	97.5	70 - 130
Chlorobenzene	<0.50	20	18.9	µg/L	94.5	70 - 130
Methyl-t-butyl Ether	<1.0	20	17.9	µg/L	89.5	70 - 130
Toluene	<0.50	20	18.8	µg/L	94.0	70 - 130
Trichloroethene	<0.50	20	18.3	µg/L	91.5	70 - 130

Surrogate

Surrogate	% Recovery	Control Limits
4-Bromofluorobenzene	109.0	60 - 130
Dibromofluoromethane	97.9	60 - 130
Toluene-d8	102.0	60 - 130

LCSD

Parameter	Method Blank	Spike Amt	SpikeResult	Units	% Recovery	RPD	RPD Limits	Recovery Limits
1,1-Dichloroethene	<0.50	20	19.7	µg/L	98.5	6.8	25.0	70 - 130
Benzene	<0.50	20	21.0	µg/L	105	7.4	25.0	70 - 130
Chlorobenzene	<0.50	20	19.8	µg/L	99.0	4.7	25.0	70 - 130
Methyl-t-butyl Ether	<1.0	20	18.9	µg/L	94.5	5.4	25.0	70 - 130
Toluene	<0.50	20	19.8	µg/L	99.0	5.2	25.0	70 - 130
Trichloroethene	<0.50	20	19.3	µg/L	96.5	5.3	25.0	70 - 130

Surrogate

Surrogate	% Recovery	Control Limits
4-Bromofluorobenzene	109.0	60 - 130
Dibromofluoromethane	100.0	60 - 130
Toluene-d8	101.0	60 - 130

Entech Analytical Labs, Inc.

3334 Victor Court , Santa Clara, CA 95054 Phone: (408) 588-0200 Fax: (408) 588-0201

Method Blank - Liquid - VOCs: EPA 5030B / EPA 8260B for Groundwater and Water - EPA 624 for Wastewater

QC Batch ID: WM1071204

Validated by: MaiChiTu - 12/05/07

QC Batch Analysis Date: 12/4/2007

Parameter	Result	DF	PQLR	Units
1,1,1,2-Tetrachloroethane	ND	1	0.50	µg/L
1,1,1-Trichloroethane	ND	1	0.50	µg/L
1,1,2,2-Tetrachloroethane	ND	1	0.50	µg/L
1,1,2-Trichloroethane	ND	1	0.50	µg/L
1,1-Dichloroethane	ND	1	0.50	µg/L
1,1-Dichloroethene	ND	1	0.50	µg/L
1,1-Dichloropropene	ND	1	0.50	µg/L
1,2,3-Trichlorobenzene	ND	1	5.0	µg/L
1,2,3-Trichloropropane	ND	1	5.0	µg/L
1,2,4-Trichlorobenzene	ND	1	5.0	µg/L
1,2,4-Trimethylbenzene	ND	1	5.0	µg/L
1,2-Dibromo-3-Chloropropane	ND	1	5.0	µg/L
1,2-Dibromoethane (EDB)	ND	1	0.50	µg/L
1,2-Dichlorobenzene	ND	1	0.50	µg/L
1,2-Dichloroethane	ND	1	0.50	µg/L
1,2-Dichloropropane	ND	1	0.50	µg/L
1,3,5-Trimethylbenzene	ND	1	5.0	µg/L
1,3-Dichlorobenzene	ND	1	0.50	µg/L
1,3-Dichloropropane	ND	1	0.50	µg/L
1,4-Dichlorobenzene	ND	1	0.50	µg/L
1,4-Dioxane	ND	1	50	µg/L
2,2-Dichloropropane	ND	1	0.50	µg/L
2-Butanone (MEK)	ND	1	20	µg/L
2-Chloroethyl-vinyl Ether	ND	1	5.0	µg/L
2-Chlorotoluene	ND	1	5.0	µg/L
2-Hexanone	ND	1	20	µg/L
4-Chlorotoluene	ND	1	5.0	µg/L
4-Methyl-2-Pentanone(MIBK)	ND	1	20	µg/L
Acetone	ND	1	20	µg/L
Acetonitrile	ND	1	5.0	µg/L
Acrolein	ND	1	5.0	µg/L
Acrylonitrile	ND	1	5.0	µg/L
Benzene	ND	1	0.50	µg/L
Benzyl Chloride	ND	1	5.0	µg/L
Bromobenzene	ND	1	0.50	µg/L
Bromochloromethane	ND	1	0.50	µg/L
Bromodichloromethane	ND	1	0.50	µg/L
Bromoform	ND	1	0.50	µg/L
Bromomethane	ND	1	0.50	µg/L
Carbon Disulfide	ND	1	0.50	µg/L
Carbon Tetrachloride	ND	1	0.50	µg/L
Chlorobenzene	ND	1	0.50	µg/L
Chloroethane	ND	1	0.50	µg/L
Chloroform	ND	1	0.50	µg/L
Chloromethane	ND	1	0.50	µg/L
cis-1,2-Dichloroethene	ND	1	0.50	µg/L
cis-1,3-Dichloropropene	ND	1	0.50	µg/L
Cyclohexanone	ND	1	20	µg/L
Dibromochloromethane	ND	1	0.50	µg/L
Dibromomethane	ND	1	0.50	µg/L

Entech Analytical Labs, Inc.

3334 Victor Court , Santa Clara, CA 95054 Phone: (408) 588-0200 Fax: (408) 588-0201

Method Blank - Liquid - VOCs: EPA 5030B / EPA 8260B for Groundwater and Water - EPA 624 for Wastewater

QC Batch ID: WM1071204

Validated by: MaiChiTu - 12/05/07

QC Batch Analysis Date: 12/4/2007

Parameter	Result	DF	PQLR	Units
Dichlorodifluoromethane	ND	1	0.50	µg/L
Diisopropyl Ether	ND	1	5.0	µg/L
Ethyl Benzene	ND	1	0.50	µg/L
Freon 113	ND	1	5.0	µg/L
Hexachlorobutadiene	ND	1	5.0	µg/L
Iodomethane	ND	1	5.0	µg/L
Isopropanol	ND	1	20	µg/L
Isopropylbenzene	ND	1	1.0	µg/L
Methylene Chloride	ND	1	20	µg/L
Methyl-t-butyl Ether	ND	1	1.0	µg/L
Naphthalene	ND	1	5.0	µg/L
n-Butylbenzene	ND	1	5.0	µg/L
n-Propylbenzene	ND	1	5.0	µg/L
Pentachloroethane	ND	1	0.50	µg/L
p-Isopropyltoluene	ND	1	5.0	µg/L
sec-Butylbenzene	ND	1	5.0	µg/L
Styrene	ND	1	0.50	µg/L
tert-Amyl Methyl Ether	ND	1	5.0	µg/L
tert-Butanol (TBA)	ND	1	10	µg/L
tert-Butyl Ethyl Ether	ND	1	5.0	µg/L
tert-Butylbenzene	ND	1	5.0	µg/L
Tetrachloroethene	ND	1	0.50	µg/L
Tetrahydrofuran	ND	1	20	µg/L
Toluene	ND	1	0.50	µg/L
trans-1,2-Dichloroethene	ND	1	0.50	µg/L
trans-1,3-Dichloropropene	ND	1	0.50	µg/L
trans-1,4-Dichloro-2-butene	ND	1	5.0	µg/L
Trichloroethene	ND	1	0.50	µg/L
Trichlorofluoromethane	ND	1	0.50	µg/L
Vinyl Acetate	ND	1	5.0	µg/L
Vinyl Chloride	ND	1	0.50	µg/L
Xylenes, Total	ND	1	0.50	µg/L

Surrogate for Blank	% Recovery	Control Limits
4-Bromofluorobenzene	110	60 - 130
Dibromofluoromethane	97.8	60 - 130
Toluene-d8	104	60 - 130

Entech Analytical Labs, Inc.

3334 Victor Court , Santa Clara, CA 95054 Phone: (408) 588-0200 Fax: (408) 588-0201

LCS / LCSD - Liquid - VOCs: EPA 5030B / EPA 8260B for Groundwater and Water - EPA 624 for Wastewater

QC Batch ID: WM1071204

Reviewed by: MaiChiTu - 12/05/07

QC Batch ID Analysis Date: 12/4/2007

LCS

Parameter	Method Blank	Spike Amt	SpikeResult	Units	% Recovery	Recovery Limits
1,1-Dichloroethene	<0.50	20	20.2	µg/L	101	70 - 130
Benzene	<0.50	20	21.3	µg/L	106	70 - 130
Chlorobenzene	<0.50	20	20.2	µg/L	101	70 - 130
Methyl-t-butyl Ether	<1.0	20	18.8	µg/L	94.0	70 - 130
Toluene	<0.50	20	20.0	µg/L	100	70 - 130
Trichloroethene	<0.50	20	19.3	µg/L	96.5	70 - 130

Surrogate

	% Recovery	Control Limits
--	------------	----------------

4-Bromofluorobenzene	111.0	60 - 130
Dibromofluoromethane	102.0	60 - 130
Toluene-d8	100.0	60 - 130

LCSD

Parameter	Method Blank	Spike Amt	SpikeResult	Units	% Recovery	RPD	RPD Limits	Recovery Limits
1,1-Dichloroethene	<0.50	20	18.0	µg/L	90.0	12	25.0	70 - 130
Benzene	<0.50	20	19.0	µg/L	95.0	11	25.0	70 - 130
Chlorobenzene	<0.50	20	18.7	µg/L	93.5	7.7	25.0	70 - 130
Methyl-t-butyl Ether	<1.0	20	17.2	µg/L	86.0	8.9	25.0	70 - 130
Toluene	<0.50	20	18.5	µg/L	92.5	7.8	25.0	70 - 130
Trichloroethene	<0.50	20	17.4	µg/L	87.0	10	25.0	70 - 130

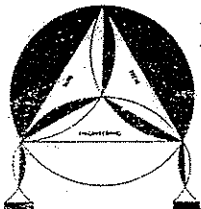
Surrogate

	% Recovery	Control Limits
--	------------	----------------

4-Bromofluorobenzene	109.0	60 - 130
Dibromofluoromethane	99.2	60 - 130
Toluene-d8	102.0	60 - 130

CHAIN OF CUSTODY RECORD

PROJ. NO. 2-90-421-51		NAME 400 SAN PABLO AVE ALBANY					CON-TAINER	ANALYSES REQUESTED @ TPH BY 8015/MED RPA 8-2-60 B *	58322			
SAMPLERS: (Signature) 									REMARKS			
NO.	DATE	TIME	SOIL	WATER	LOCATION							
1	11/28/07				STMW-1	001	4				EDF # T0600101089	
2					STMW-2	002	4					
3					STMW-3	003	4				* FULL LISTS	
4					STMW-4	004	4				* ALL VIALS ARE HCL PRESERVED	
5					STMW-5	005	4					
6					STMW-6	006	4				PLEASE LABEL ALL THE FIELD POINTS ACCORDING TO THE CHAIN	
7					MW-2	007	4					
8					MW-3	008	4					
4 Vials Each w/ HCL												
Revid @ Temperature => 9.6°C												
Relinquished by: (Signature) 			Date / Time 11/29/07 1122		Received by: (Signature) 			Relinquished by: (Signature)		Date / Time Receive by: (Signature)		
Relinquished by: (Signature) 			Date / Time 11/29/07 1232		Received by: (Signature) 			Relinquished by: (Signature)		Date / Time Received by: (Signature)		
Relinquished by: (Signature) 			Date / Time		Received for Laboratory by: (Signature)			Date / Time		Remarks		



ENVIRO SOIL TECH CONSULTANTS

Environmental & Geotechnical Consultants
 131 TULLY ROAD, SAN JOSE, CALIFORNIA 95111
 Tel: (408) 297-1500 Fax: (408) 292-2116

Entech Analytical Labs, Inc.

3334 Victor Court , Santa Clara, CA 95054

Phone: (408) 588-0200

Fax: (408) 588-0201

Frank Hamedi

Enviro Soil Tech Consultants

131 Tully Road

San Jose, CA 95111

Lab Certificate Number: 58324

Issued: 12/07/2007

Project Number: 8-90-421-SI

Project Name: 400 San Pablo Avenue

Project Location: Albany

Global ID: T0600101089

Certificate of Analysis - Final Report

On November 29, 2007, samples were received under chain of custody for analysis.

Entech analyzes samples "as received" unless otherwise noted. The following results are included:


<u>Matrix</u>	<u>Test / Comments</u>
Liquid	Electronic Deliverables for Geotracker VOCs: EPA 5030B / EPA 8260B for Groundwater and Water - EPA 624 for Wastewater TPH-Purgeable - GC : EPA 5030B / EPA 8015B

Entech Analytical Labs, Inc. is certified for environmental analyses by the State of California (#2346).

Subcontracted work is the responsibility of the subcontract laboratory, this includes turn-around-time and data quality.

If you have any questions regarding this report, please call us at 408-588-0200 ext. 225.

Sincerely,



C. L. Thom
Laboratory Director

Entech Analytical Labs, Inc.

3334 Victor Court , Santa Clara, CA 95054

Phone: (408) 588-0200

Fax: (408) 588-0201

Enviro Soil Tech Consultants
131 Tully Road
San Jose, CA 95111
Attn: Frank Hamedi

Project Number: 8-90-421-SI
Project Name: 400 San Pablo Avenue
Project Location: Albany
GlobalID: T0600101089

Certificate of Analysis - Data Report

Samples Received: 11/29/2007

Sample Collected by: Client

Lab #: 58324-001 Sample ID: C-1

Matrix: Liquid Sample Date: 11/28/2007

VOCs: EPA 5030B / EPA 8260B for Groundwater and Water - EPA 624 for Wastewater

Parameter	Result	Qual	D/P-F	Detection Limit	Units	Prep Date	Prep Batch	Analysis Date	QC Batch
1,1,1,2-Tetrachloroethane	ND		1.0	0.50	µg/L	N/A	N/A	11/30/2007	WM1071130
1,1,1-Trichloroethane	ND		1.0	0.50	µg/L	N/A	N/A	11/30/2007	WM1071130
1,1,2,2-Tetrachloroethane	ND		1.0	0.50	µg/L	N/A	N/A	11/30/2007	WM1071130
1,1,2-Trichloroethane	ND		1.0	0.50	µg/L	N/A	N/A	11/30/2007	WM1071130
1,1-Dichloroethane	ND		1.0	0.50	µg/L	N/A	N/A	11/30/2007	WM1071130
1,1-Dichloroethene	ND		1.0	0.50	µg/L	N/A	N/A	11/30/2007	WM1071130
1,1-Dichloropropene	ND		1.0	0.50	µg/L	N/A	N/A	11/30/2007	WM1071130
1,2,3-Trichlorobenzene	ND		1.0	5.0	µg/L	N/A	N/A	11/30/2007	WM1071130
1,2,3-Trichloropropane	ND		1.0	5.0	µg/L	N/A	N/A	11/30/2007	WM1071130
1,2,4-Trichlorobenzene	ND		1.0	5.0	µg/L	N/A	N/A	11/30/2007	WM1071130
1,2,4-Trimethylbenzene	ND		1.0	5.0	µg/L	N/A	N/A	11/30/2007	WM1071130
1,2-Dibromo-3-Chloropropane	ND		1.0	5.0	µg/L	N/A	N/A	11/30/2007	WM1071130
1,2-Dibromoethane (EDB)	ND		1.0	0.50	µg/L	N/A	N/A	11/30/2007	WM1071130
1,2-Dichlorobenzene	ND		1.0	0.50	µg/L	N/A	N/A	11/30/2007	WM1071130
1,2-Dichloroethane	ND		1.0	0.50	µg/L	N/A	N/A	11/30/2007	WM1071130
1,2-Dichloropropane	ND		1.0	0.50	µg/L	N/A	N/A	11/30/2007	WM1071130
1,3,5-Trimethylbenzene	ND		1.0	5.0	µg/L	N/A	N/A	11/30/2007	WM1071130
1,3-Dichlorobenzene	ND		1.0	0.50	µg/L	N/A	N/A	11/30/2007	WM1071130
1,3-Dichloropropane	ND		1.0	0.50	µg/L	N/A	N/A	11/30/2007	WM1071130
1,4-Dichlorobenzene	ND		1.0	0.50	µg/L	N/A	N/A	11/30/2007	WM1071130
1,4-Dioxane	ND		1.0	50	µg/L	N/A	N/A	11/30/2007	WM1071130
2,2-Dichloropropane	ND		1.0	0.50	µg/L	N/A	N/A	11/30/2007	WM1071130
2-Butanone (MEK)	ND		1.0	20	µg/L	N/A	N/A	11/30/2007	WM1071130
2-Chloroethyl-vinyl Ether	ND		1.0	5.0	µg/L	N/A	N/A	11/30/2007	WM1071130
2-Chlorotoluene	ND		1.0	5.0	µg/L	N/A	N/A	11/30/2007	WM1071130
2-Hexanone	ND		1.0	20	µg/L	N/A	N/A	11/30/2007	WM1071130
4-Chlorotoluene	ND		1.0	5.0	µg/L	N/A	N/A	11/30/2007	WM1071130
4-Methyl-2-Pentanone(MIBK)	ND		1.0	20	µg/L	N/A	N/A	11/30/2007	WM1071130
Acetone	ND		1.0	20	µg/L	N/A	N/A	11/30/2007	WM1071130
Acetonitrile	ND		1.0	5.0	µg/L	N/A	N/A	11/30/2007	WM1071130
Acrolein	ND		1.0	5.0	µg/L	N/A	N/A	11/30/2007	WM1071130
Acrylonitrile	ND		1.0	5.0	µg/L	N/A	N/A	11/30/2007	WM1071130
Benzene	ND		1.0	0.50	µg/L	N/A	N/A	11/30/2007	WM1071130
Benzyl Chloride	ND		1.0	5.0	µg/L	N/A	N/A	11/30/2007	WM1071130
Bromobenzene	ND		1.0	0.50	µg/L	N/A	N/A	11/30/2007	WM1071130
Bromochloromethane	ND		1.0	0.50	µg/L	N/A	N/A	11/30/2007	WM1071130
Bromodichloromethane	ND		1.0	0.50	µg/L	N/A	N/A	11/30/2007	WM1071130
Bromoform	ND		1.0	0.50	µg/L	N/A	N/A	11/30/2007	WM1071130
Bromomethane	ND		1.0	0.50	µg/L	N/A	N/A	11/30/2007	WM1071130
Carbon Disulfide	ND		1.0	0.50	µg/L	N/A	N/A	11/30/2007	WM1071130
Carbon Tetrachloride	ND		1.0	0.50	µg/L	N/A	N/A	11/30/2007	WM1071130
Chlorobenzene	ND		1.0	0.50	µg/L	N/A	N/A	11/30/2007	WM1071130
Chloroethane	ND		1.0	0.50	µg/L	N/A	N/A	11/30/2007	WM1071130
Chloroform	ND		1.0	0.50	µg/L	N/A	N/A	11/30/2007	WM1071130
Chloromethane	ND		1.0	0.50	µg/L	N/A	N/A	11/30/2007	WM1071130

Detection Limit = Detection Limit for Reporting.

ND = Not Detected at or above the Detection Limit.

D/P-F = Dilution and/or Prep Factor includes sample volume adjustments.

Qual = Data Qualifier

12/7/2007 9:46:42 AM - eling

Entech Analytical Labs, Inc.

3334 Victor Court , Santa Clara, CA 95054

Phone: (408) 588-0200

Fax: (408) 588-0201

Enviro Soil Tech Consultants
131 Tully Road
San Jose, CA 95111
Attn: Frank Hamedi

Project Number: 8-90-421-SI
Project Name: 400 San Pablo Avenue
Project Location: Albany
GlobalID: T0600101089

Certificate of Analysis - Data Report

Samples Received: 11/29/2007
Sample Collected by: Client

Lab #: 58324-001 Sample ID: C-1

Matrix: Liquid Sample Date: 11/28/2007

VOCs: EPA 5030B / EPA 8260B for Groundwater and Water - EPA 624 for Wastewater

Parameter	Result	Qual	D/P-F	Detection Limit	Units	Prep Date	Prep Batch	Analysis Date	QC Batch
cis-1,2-Dichloroethene	ND		1.0	0.50	µg/L	N/A	N/A	11/30/2007	WM1071130
cis-1,3-Dichloropropene	ND		1.0	0.50	µg/L	N/A	N/A	11/30/2007	WM1071130
Cyclohexanone	ND		1.0	20	µg/L	N/A	N/A	11/30/2007	WM1071130
Dibromochloromethane	ND		1.0	0.50	µg/L	N/A	N/A	11/30/2007	WM1071130
Dibromomethane	ND		1.0	0.50	µg/L	N/A	N/A	11/30/2007	WM1071130
Dichlorodifluoromethane	ND		1.0	0.50	µg/L	N/A	N/A	11/30/2007	WM1071130
Diisopropyl Ether	ND		1.0	5.0	µg/L	N/A	N/A	11/30/2007	WM1071130
Ethyl Benzene	ND		1.0	0.50	µg/L	N/A	N/A	11/30/2007	WM1071130
Freon 113	ND		1.0	5.0	µg/L	N/A	N/A	11/30/2007	WM1071130
Hexachlorobutadiene	ND		1.0	5.0	µg/L	N/A	N/A	11/30/2007	WM1071130
Iodomethane	ND		1.0	5.0	µg/L	N/A	N/A	11/30/2007	WM1071130
Isopropanol	ND		1.0	20	µg/L	N/A	N/A	11/30/2007	WM1071130
Isopropylbenzene	ND		1.0	1.0	µg/L	N/A	N/A	11/30/2007	WM1071130
Methyl-t-butyl Ether	ND		1.0	1.0	µg/L	N/A	N/A	11/30/2007	WM1071130
Methylene Chloride	ND		1.0	20	µg/L	N/A	N/A	11/30/2007	WM1071130
n-Butylbenzene	ND		1.0	5.0	µg/L	N/A	N/A	11/30/2007	WM1071130
n-Propylbenzene	ND		1.0	5.0	µg/L	N/A	N/A	11/30/2007	WM1071130
Naphthalene	ND		1.0	5.0	µg/L	N/A	N/A	11/30/2007	WM1071130
p-Isopropyltoluene	ND		1.0	5.0	µg/L	N/A	N/A	11/30/2007	WM1071130
Pentachloroethane	ND		1.0	0.50	µg/L	N/A	N/A	11/30/2007	WM1071130
sec-Butylbenzene	ND		1.0	5.0	µg/L	N/A	N/A	11/30/2007	WM1071130
Styrene	ND		1.0	0.50	µg/L	N/A	N/A	11/30/2007	WM1071130
tert-Amyl Methyl Ether	ND		1.0	5.0	µg/L	N/A	N/A	11/30/2007	WM1071130
tert-Butanol (TBA)	ND		1.0	10	µg/L	N/A	N/A	11/30/2007	WM1071130
tert-Butyl Ethyl Ether	ND		1.0	5.0	µg/L	N/A	N/A	11/30/2007	WM1071130
tert-Butylbenzene	ND		1.0	5.0	µg/L	N/A	N/A	11/30/2007	WM1071130
Tetrachloroethene	ND		1.0	0.50	µg/L	N/A	N/A	11/30/2007	WM1071130
Tetrahydrofuran	ND		1.0	20	µg/L	N/A	N/A	11/30/2007	WM1071130
Toluene	ND		1.0	0.50	µg/L	N/A	N/A	11/30/2007	WM1071130
trans-1,2-Dichloroethene	ND		1.0	0.50	µg/L	N/A	N/A	11/30/2007	WM1071130
trans-1,3-Dichloropropene	ND		1.0	0.50	µg/L	N/A	N/A	11/30/2007	WM1071130
trans-1,4-Dichloro-2-butene	ND		1.0	5.0	µg/L	N/A	N/A	11/30/2007	WM1071130
Trichloroethene	ND		1.0	0.50	µg/L	N/A	N/A	11/30/2007	WM1071130
Trichlorofluoromethane	ND		1.0	0.50	µg/L	N/A	N/A	11/30/2007	WM1071130
Vinyl Acetate	ND		1.0	5.0	µg/L	N/A	N/A	11/30/2007	WM1071130
Vinyl Chloride	ND		1.0	0.50	µg/L	N/A	N/A	11/30/2007	WM1071130
Xylenes, Total	ND		1.0	0.50	µg/L	N/A	N/A	11/30/2007	WM1071130

Surrogate	Surrogate Recovery	Control Limits (%)
4-Bromofluorobenzene	110	60 - 130
Dibromofluoromethane	98.8	60 - 130
Toluene-d8	106	60 - 130

Analyzed by: XBian

Reviewed by: MaiChiTu

Entech Analytical Labs, Inc.

3334 Victor Court , Santa Clara, CA 95054

Phone: (408) 588-0200

Fax: (408) 588-0201

Enviro Soil Tech Consultants
131 Tully Road
San Jose, CA 95111
Attn: Frank Hamedi

Project Number: 8-90-421-SI
Project Name: 400 San Pablo Avenue
Project Location: Albany
GlobalID: T0600101089

Certificate of Analysis - Data Report

Samples Received: 11/29/2007
Sample Collected by: Client

Lab #: 58324-001

Sample ID: C-1

Matrix: Liquid Sample Date: 11/28/2007

TPH-Purgeable - GC : EPA 5030B / EPA 8015B

Parameter	Result	Qual	D/P-F	Detection Limit	Units	Prep Date	Prep Batch	Analysis Date	QC Batch
TPH as Gasoline	ND		1.0	50	µg/L	N/A	N/A	12/5/2007	WGC071204
Surrogate	Surrogate Recovery		Control Limits (%)					Analyzed by: MaiChiTu	
4-Bromofluorobenzene	100		65	- 135				Reviewed by: EricKum	

Entech Analytical Labs, Inc.

3334 Victor Court , Santa Clara, CA 95054

Phone: (408) 588-0200

Fax: (408) 588-0201

Enviro Soil Tech Consultants
131 Tully Road
San Jose, CA 95111
Attn: Frank Hamedi

Project Number: 8-90-421-SI
Project Name: 400 San Pablo Avenue
Project Location: Albany
GlobalID: T0600101089

Certificate of Analysis - Data Report

Samples Received: 11/29/2007
Sample Collected by: Client

Lab #: 58324-002 Sample ID: C-2

Matrix: Liquid Sample Date: 11/28/2007

VOCs: EPA 5030B / EPA 8260B for Groundwater and Water - EPA 624 for Wastewater

Parameter	Result	Qual	D/P-F	Detection Limit	Units	Prep Date	Prep Batch	Analysis Date	QC Batch
1,1,1,2-Tetrachloroethane	ND		1.0	0.50	µg/L	N/A	N/A	11/30/2007	WM1071130
1,1,1-Trichloroethane	ND		1.0	0.50	µg/L	N/A	N/A	11/30/2007	WM1071130
1,1,2,2-Tetrachloroethane	ND		1.0	0.50	µg/L	N/A	N/A	11/30/2007	WM1071130
1,1,2-Trichloroethane	ND		1.0	0.50	µg/L	N/A	N/A	11/30/2007	WM1071130
1,1-Dichloroethane	ND		1.0	0.50	µg/L	N/A	N/A	11/30/2007	WM1071130
1,1-Dichloroethene	ND		1.0	0.50	µg/L	N/A	N/A	11/30/2007	WM1071130
1,1-Dichloropropene	ND		1.0	0.50	µg/L	N/A	N/A	11/30/2007	WM1071130
1,2,3-Trichlorobenzene	ND		1.0	5.0	µg/L	N/A	N/A	11/30/2007	WM1071130
1,2,3-Trichloropropane	ND		1.0	5.0	µg/L	N/A	N/A	11/30/2007	WM1071130
1,2,4-Trichlorobenzene	ND		1.0	5.0	µg/L	N/A	N/A	11/30/2007	WM1071130
1,2,4-Trimethylbenzene	ND		1.0	5.0	µg/L	N/A	N/A	11/30/2007	WM1071130
1,2-Dibromo-3-Chloropropane	ND		1.0	5.0	µg/L	N/A	N/A	11/30/2007	WM1071130
1,2-Dibromoethane (EDB)	ND		1.0	0.50	µg/L	N/A	N/A	11/30/2007	WM1071130
1,2-Dichlorobenzene	ND		1.0	0.50	µg/L	N/A	N/A	11/30/2007	WM1071130
1,2-Dichloroethane	ND		1.0	0.50	µg/L	N/A	N/A	11/30/2007	WM1071130
1,2-Dichloropropane	ND		1.0	0.50	µg/L	N/A	N/A	11/30/2007	WM1071130
1,3,5-Trimethylbenzene	ND		1.0	5.0	µg/L	N/A	N/A	11/30/2007	WM1071130
1,3-Dichlorobenzene	ND		1.0	0.50	µg/L	N/A	N/A	11/30/2007	WM1071130
1,3-Dichloropropane	ND		1.0	0.50	µg/L	N/A	N/A	11/30/2007	WM1071130
1,4-Dichlorobenzene	ND		1.0	0.50	µg/L	N/A	N/A	11/30/2007	WM1071130
1,4-Dioxane	ND		1.0	50	µg/L	N/A	N/A	11/30/2007	WM1071130
2,2-Dichloropropane	ND		1.0	0.50	µg/L	N/A	N/A	11/30/2007	WM1071130
2-Butanone (MEK)	ND		1.0	20	µg/L	N/A	N/A	11/30/2007	WM1071130
2-Chloroethyl-vinyl Ether	ND		1.0	5.0	µg/L	N/A	N/A	11/30/2007	WM1071130
2-Chlorotoluene	ND		1.0	5.0	µg/L	N/A	N/A	11/30/2007	WM1071130
2-Hexanone	ND		1.0	20	µg/L	N/A	N/A	11/30/2007	WM1071130
4-Chlorotoluene	ND		1.0	5.0	µg/L	N/A	N/A	11/30/2007	WM1071130
4-Methyl-2-Pentanone(MIBK)	ND		1.0	20	µg/L	N/A	N/A	11/30/2007	WM1071130
Acetone	ND		1.0	20	µg/L	N/A	N/A	11/30/2007	WM1071130
Acetonitrile	ND		1.0	5.0	µg/L	N/A	N/A	11/30/2007	WM1071130
Acrolein	ND		1.0	5.0	µg/L	N/A	N/A	11/30/2007	WM1071130
Acrylonitrile	ND		1.0	5.0	µg/L	N/A	N/A	11/30/2007	WM1071130
Benzene	ND		1.0	0.50	µg/L	N/A	N/A	11/30/2007	WM1071130
Benzyl Chloride	ND		1.0	5.0	µg/L	N/A	N/A	11/30/2007	WM1071130
Bromobenzene	ND		1.0	0.50	µg/L	N/A	N/A	11/30/2007	WM1071130
Bromochloromethane	ND		1.0	0.50	µg/L	N/A	N/A	11/30/2007	WM1071130
Bromodichloromethane	ND		1.0	0.50	µg/L	N/A	N/A	11/30/2007	WM1071130
Bromoform	ND		1.0	0.50	µg/L	N/A	N/A	11/30/2007	WM1071130
Bromomethane	ND		1.0	0.50	µg/L	N/A	N/A	11/30/2007	WM1071130
Carbon Disulfide	ND		1.0	0.50	µg/L	N/A	N/A	11/30/2007	WM1071130
Carbon Tetrachloride	ND		1.0	0.50	µg/L	N/A	N/A	11/30/2007	WM1071130
Chlorobenzene	ND		1.0	0.50	µg/L	N/A	N/A	11/30/2007	WM1071130
Chloroethane	ND		1.0	0.50	µg/L	N/A	N/A	11/30/2007	WM1071130
Chloroform	ND		1.0	0.50	µg/L	N/A	N/A	11/30/2007	WM1071130
Chloromethane	ND		1.0	0.50	µg/L	N/A	N/A	11/30/2007	WM1071130

Detection Limit = Detection Limit for Reporting.

ND = Not Detected at or above the Detection Limit.

D/P-F = Dilution and/or Prep Factor includes sample volume adjustments.

Qual = Data Qualifier

12/7/2007 9:46:42 AM - eling

Entech Analytical Labs, Inc.

3334 Victor Court , Santa Clara, CA 95054

Phone: (408) 588-0200

Fax: (408) 588-0201

Enviro Soil Tech Consultants
131 Tully Road
San Jose, CA 95111
Attn: Frank Hamedi

Project Number: 8-90-421-SI
Project Name: 400 San Pablo Avenue
Project Location: Albany
GlobalID: T0600101089

Certificate of Analysis - Data Report

Samples Received: 11/29/2007
Sample Collected by: Client

Lab # : 58324-002

Sample ID: C-2

Matrix: Liquid Sample Date: 11/28/2007

VOCs: EPA 5030B / EPA 8260B for Groundwater and Water - EPA 624 for Wastewater

Parameter	Result	Qual	D/P-F	Detection Limit	Units	Prep Date	Prep Batch	Analysis Date	QC Batch
cis-1,2-Dichloroethene	ND		1.0	0.50	µg/L	N/A	N/A	11/30/2007	WM1071130
cis-1,3-Dichloropropene	ND		1.0	0.50	µg/L	N/A	N/A	11/30/2007	WM1071130
Cyclohexanone	ND		1.0	20	µg/L	N/A	N/A	11/30/2007	WM1071130
Dibromochloromethane	ND		1.0	0.50	µg/L	N/A	N/A	11/30/2007	WM1071130
Dibromomethane	ND		1.0	0.50	µg/L	N/A	N/A	11/30/2007	WM1071130
Dichlorodifluoromethane	ND		1.0	0.50	µg/L	N/A	N/A	11/30/2007	WM1071130
Diisopropyl Ether	ND		1.0	5.0	µg/L	N/A	N/A	11/30/2007	WM1071130
Ethyl Benzene	ND		1.0	0.50	µg/L	N/A	N/A	11/30/2007	WM1071130
Freon 113	ND		1.0	5.0	µg/L	N/A	N/A	11/30/2007	WM1071130
Hexachlorobutadiene	ND		1.0	5.0	µg/L	N/A	N/A	11/30/2007	WM1071130
Iodomethane	ND		1.0	5.0	µg/L	N/A	N/A	11/30/2007	WM1071130
Isopropanol	ND		1.0	20	µg/L	N/A	N/A	11/30/2007	WM1071130
Isopropylbenzene	ND		1.0	1.0	µg/L	N/A	N/A	11/30/2007	WM1071130
Methyl-t-butyl Ether	ND		1.0	1.0	µg/L	N/A	N/A	11/30/2007	WM1071130
Methylene Chloride	ND		1.0	20	µg/L	N/A	N/A	11/30/2007	WM1071130
n-Butylbenzene	ND		1.0	5.0	µg/L	N/A	N/A	11/30/2007	WM1071130
n-Propylbenzene	ND		1.0	5.0	µg/L	N/A	N/A	11/30/2007	WM1071130
Naphthalene	ND		1.0	5.0	µg/L	N/A	N/A	11/30/2007	WM1071130
p-Isopropyltoluene	ND		1.0	5.0	µg/L	N/A	N/A	11/30/2007	WM1071130
Pentachloroethane	ND		1.0	0.50	µg/L	N/A	N/A	11/30/2007	WM1071130
sec-Butylbenzene	ND		1.0	5.0	µg/L	N/A	N/A	11/30/2007	WM1071130
Styrene	ND		1.0	0.50	µg/L	N/A	N/A	11/30/2007	WM1071130
tert-Amyl Methyl Ether	ND		1.0	5.0	µg/L	N/A	N/A	11/30/2007	WM1071130
tert-Butanol (TBA)	ND		1.0	10	µg/L	N/A	N/A	11/30/2007	WM1071130
tert-Butyl Ethyl Ether	ND		1.0	5.0	µg/L	N/A	N/A	11/30/2007	WM1071130
tert-Butylbenzene	ND		1.0	5.0	µg/L	N/A	N/A	11/30/2007	WM1071130
Tetrachloroethene	ND		1.0	0.50	µg/L	N/A	N/A	11/30/2007	WM1071130
Tetrahydrofuran	ND		1.0	20	µg/L	N/A	N/A	11/30/2007	WM1071130
Toluene	ND		1.0	0.50	µg/L	N/A	N/A	11/30/2007	WM1071130
trans-1,2-Dichloroethene	ND		1.0	0.50	µg/L	N/A	N/A	11/30/2007	WM1071130
trans-1,3-Dichloropropene	ND		1.0	0.50	µg/L	N/A	N/A	11/30/2007	WM1071130
trans-1,4-Dichloro-2-butene	ND		1.0	5.0	µg/L	N/A	N/A	11/30/2007	WM1071130
Trichloroethene	ND		1.0	0.50	µg/L	N/A	N/A	11/30/2007	WM1071130
Trichlorofluoromethane	ND		1.0	0.50	µg/L	N/A	N/A	11/30/2007	WM1071130
Vinyl Acetate	ND		1.0	5.0	µg/L	N/A	N/A	11/30/2007	WM1071130
Vinyl Chloride	ND		1.0	0.50	µg/L	N/A	N/A	11/30/2007	WM1071130
Xylenes, Total	ND		1.0	0.50	µg/L	N/A	N/A	11/30/2007	WM1071130

Surrogate	Surrogate Recovery	Control Limits (%)
4-Bromofluorobenzene	109	60 - 130
Dibromofluoromethane	100	60 - 130
Toluene-d8	104	60 - 130

Analyzed by: XBian

Reviewed by: MaiChiTu

Entech Analytical Labs, Inc.

3334 Victor Court , Santa Clara, CA 95054

Phone: (408) 588-0200

Fax: (408) 588-0201

Enviro Soil Tech Consultants
131 Tully Road
San Jose, CA 95111
Attn: Frank Hamedi

Project Number: 8-90-421-SI
Project Name: 400 San Pablo Avenue
Project Location: Albany
GlobalID: T0600101089

Certificate of Analysis - Data Report

Samples Received: 11/29/2007
Sample Collected by: Client

Lab #: 58324-002

Sample ID: C-2

Matrix: Liquid Sample Date: 11/28/2007

TPH-Purgeable - GC : EPA 5030B / EPA 8015B

Parameter	Result	Qual	D/P-F	Detection Limit	Units	Prep Date	Prep Batch	Analysis Date	QC Batch
TPH as Gasoline	ND		1.0	50	µg/L	N/A	N/A	12/5/2007	WGC071204
Surrogate	Surrogate Recovery		Control Limits (%)					Analyzed by: MaiChiTu	
4-Bromofluorobenzene	96.1		65	- 135				Reviewed by: EricKum	

Entech Analytical Labs, Inc.

3334 Victor Court , Santa Clara, CA 95054

Phone: (408) 588-0200

Fax: (408) 588-0201

Enviro Soil Tech Consultants
131 Tully Road
San Jose, CA 95111
Attn: Frank Hamedi

Project Number: 8-90-421-SI
Project Name: 400 San Pablo Avenue
Project Location: Albany
GlobalID: T0600101089

Certificate of Analysis - Data Report

Samples Received: 11/29/2007
Sample Collected by: Client

Lab #: 58324-003 Sample ID: C-3

Matrix: Liquid Sample Date: 11/28/2007

VOCs: EPA 5030B / EPA 8260B for Groundwater and Water - EPA 624 for Wastewater

Parameter	Result	Qual	D/P-F	Detection Limit	Units	Prep Date	Prep Batch	Analysis Date	QC Batch
1,1,1,2-Tetrachloroethane	ND		1.0	0.50	µg/L	N/A	N/A	11/30/2007	WM1071130
1,1,1-Trichloroethane	ND		1.0	0.50	µg/L	N/A	N/A	11/30/2007	WM1071130
1,1,2,2-Tetrachloroethane	ND		1.0	0.50	µg/L	N/A	N/A	11/30/2007	WM1071130
1,1,2-Trichloroethane	ND		1.0	0.50	µg/L	N/A	N/A	11/30/2007	WM1071130
1,1-Dichloroethane	ND		1.0	0.50	µg/L	N/A	N/A	11/30/2007	WM1071130
1,1-Dichloroethene	ND		1.0	0.50	µg/L	N/A	N/A	11/30/2007	WM1071130
1,1-Dichloropropene	ND		1.0	0.50	µg/L	N/A	N/A	11/30/2007	WM1071130
1,2,3-Trichlorobenzene	ND		1.0	5.0	µg/L	N/A	N/A	11/30/2007	WM1071130
1,2,3-Trichloropropane	ND		1.0	5.0	µg/L	N/A	N/A	11/30/2007	WM1071130
1,2,4-Trichlorobenzene	ND		1.0	5.0	µg/L	N/A	N/A	11/30/2007	WM1071130
1,2,4-Trimethylbenzene	ND		1.0	5.0	µg/L	N/A	N/A	11/30/2007	WM1071130
1,2-Dibromo-3-Chloropropane	ND		1.0	5.0	µg/L	N/A	N/A	11/30/2007	WM1071130
1,2-Dibromoethane (EDB)	ND		1.0	0.50	µg/L	N/A	N/A	11/30/2007	WM1071130
1,2-Dichlorobenzene	ND		1.0	0.50	µg/L	N/A	N/A	11/30/2007	WM1071130
1,2-Dichloroethane	ND		1.0	0.50	µg/L	N/A	N/A	11/30/2007	WM1071130
1,2-Dichloropropane	ND		1.0	0.50	µg/L	N/A	N/A	11/30/2007	WM1071130
1,3,5-Trimethylbenzene	ND		1.0	5.0	µg/L	N/A	N/A	11/30/2007	WM1071130
1,3-Dichlorobenzene	ND		1.0	0.50	µg/L	N/A	N/A	11/30/2007	WM1071130
1,3-Dichloropropane	ND		1.0	0.50	µg/L	N/A	N/A	11/30/2007	WM1071130
1,4-Dichlorobenzene	ND		1.0	0.50	µg/L	N/A	N/A	11/30/2007	WM1071130
1,4-Dioxane	ND		1.0	50	µg/L	N/A	N/A	11/30/2007	WM1071130
2,2-Dichloropropane	ND		1.0	0.50	µg/L	N/A	N/A	11/30/2007	WM1071130
2-Butanone (MEK)	ND		1.0	20	µg/L	N/A	N/A	11/30/2007	WM1071130
2-Chloroethyl-vinyl Ether	ND		1.0	5.0	µg/L	N/A	N/A	11/30/2007	WM1071130
2-Chlorotoluene	ND		1.0	5.0	µg/L	N/A	N/A	11/30/2007	WM1071130
2-Hexanone	ND		1.0	20	µg/L	N/A	N/A	11/30/2007	WM1071130
4-Chlorotoluene	ND		1.0	5.0	µg/L	N/A	N/A	11/30/2007	WM1071130
4-Methyl-2-Pentanone(MIBK)	ND		1.0	20	µg/L	N/A	N/A	11/30/2007	WM1071130
Acetone	ND		1.0	20	µg/L	N/A	N/A	11/30/2007	WM1071130
Acetonitrile	ND		1.0	5.0	µg/L	N/A	N/A	11/30/2007	WM1071130
Acrolein	ND		1.0	5.0	µg/L	N/A	N/A	11/30/2007	WM1071130
Acrylonitrile	ND		1.0	5.0	µg/L	N/A	N/A	11/30/2007	WM1071130
Benzene	ND		1.0	0.50	µg/L	N/A	N/A	11/30/2007	WM1071130
Benzyl Chloride	ND		1.0	5.0	µg/L	N/A	N/A	11/30/2007	WM1071130
Bromobenzene	ND		1.0	0.50	µg/L	N/A	N/A	11/30/2007	WM1071130
Bromochloromethane	ND		1.0	0.50	µg/L	N/A	N/A	11/30/2007	WM1071130
Bromodichloromethane	ND		1.0	0.50	µg/L	N/A	N/A	11/30/2007	WM1071130
Bromoform	ND		1.0	0.50	µg/L	N/A	N/A	11/30/2007	WM1071130
Bromomethane	ND		1.0	0.50	µg/L	N/A	N/A	11/30/2007	WM1071130
Carbon Disulfide	ND		1.0	0.50	µg/L	N/A	N/A	11/30/2007	WM1071130
Carbon Tetrachloride	ND		1.0	0.50	µg/L	N/A	N/A	11/30/2007	WM1071130
Chlorobenzene	ND		1.0	0.50	µg/L	N/A	N/A	11/30/2007	WM1071130
Chloroethane	ND		1.0	0.50	µg/L	N/A	N/A	11/30/2007	WM1071130
Chloroform	ND		1.0	0.50	µg/L	N/A	N/A	11/30/2007	WM1071130
Chloromethane	ND		1.0	0.50	µg/L	N/A	N/A	11/30/2007	WM1071130

Detection Limit = Detection Limit for Reporting.

ND = Not Detected at or above the Detection Limit.

D/P-F = Dilution and/or Prep Factor includes sample volume adjustments.

Qual = Data Qualifier

12/7/2007 9:46:42 AM - eling

Entech Analytical Labs, Inc.

3334 Victor Court , Santa Clara, CA 95054

Phone: (408) 588-0200

Fax: (408) 588-0201

Enviro Soil Tech Consultants
131 Tully Road
San Jose, CA 95111
Attn: Frank Hamedi

Project Number: 8-90-421-SI
Project Name: 400 San Pablo Avenue
Project Location: Albany
GlobalID: T0600101089

Certificate of Analysis - Data Report

Samples Received: 11/29/2007
Sample Collected by: Client

Lab #: 58324-003

Sample ID: C-3

Matrix: Liquid Sample Date: 11/28/2007

VOCs: EPA 5030B / EPA 8260B for Groundwater and Water - EPA 624 for Wastewater

Parameter	Result	Qual	D/P-F	Detection Limit	Units	Prep Date	Prep Batch	Analysis Date	QC Batch
cis-1,2-Dichloroethene	ND		1.0	0.50	µg/L	N/A	N/A	11/30/2007	WM1071130
cis-1,3-Dichloropropene	ND		1.0	0.50	µg/L	N/A	N/A	11/30/2007	WM1071130
Cyclohexanone	ND		1.0	20	µg/L	N/A	N/A	11/30/2007	WM1071130
Dibromochloromethane	ND		1.0	0.50	µg/L	N/A	N/A	11/30/2007	WM1071130
Dibromomethane	ND		1.0	0.50	µg/L	N/A	N/A	11/30/2007	WM1071130
Dichlorodifluoromethane	ND		1.0	0.50	µg/L	N/A	N/A	11/30/2007	WM1071130
Diisopropyl Ether	ND		1.0	5.0	µg/L	N/A	N/A	11/30/2007	WM1071130
Ethyl Benzene	ND		1.0	0.50	µg/L	N/A	N/A	11/30/2007	WM1071130
Freon 113	ND		1.0	5.0	µg/L	N/A	N/A	11/30/2007	WM1071130
Hexachlorobutadiene	ND		1.0	5.0	µg/L	N/A	N/A	11/30/2007	WM1071130
Iodomethane	ND		1.0	5.0	µg/L	N/A	N/A	11/30/2007	WM1071130
Isopropanol	ND		1.0	20	µg/L	N/A	N/A	11/30/2007	WM1071130
Isopropylbenzene	ND		1.0	1.0	µg/L	N/A	N/A	11/30/2007	WM1071130
Methyl-t-butyl Ether	ND		1.0	1.0	µg/L	N/A	N/A	11/30/2007	WM1071130
Methylene Chloride	ND		1.0	20	µg/L	N/A	N/A	11/30/2007	WM1071130
n-Butylbenzene	ND		1.0	5.0	µg/L	N/A	N/A	11/30/2007	WM1071130
n-Propylbenzene	ND		1.0	5.0	µg/L	N/A	N/A	11/30/2007	WM1071130
Naphthalene	ND		1.0	5.0	µg/L	N/A	N/A	11/30/2007	WM1071130
p-Isopropyltoluene	ND		1.0	5.0	µg/L	N/A	N/A	11/30/2007	WM1071130
Pentachloroethane	ND		1.0	0.50	µg/L	N/A	N/A	11/30/2007	WM1071130
sec-Butylbenzene	ND		1.0	5.0	µg/L	N/A	N/A	11/30/2007	WM1071130
Styrene	ND		1.0	0.50	µg/L	N/A	N/A	11/30/2007	WM1071130
tert-Amyl Methyl Ether	ND		1.0	5.0	µg/L	N/A	N/A	11/30/2007	WM1071130
tert-Butanol (TBA)	ND		1.0	10	µg/L	N/A	N/A	11/30/2007	WM1071130
tert-Butyl Ethyl Ether	ND		1.0	5.0	µg/L	N/A	N/A	11/30/2007	WM1071130
tert-Butylbenzene	ND		1.0	5.0	µg/L	N/A	N/A	11/30/2007	WM1071130
Tetrachloroethene	ND		1.0	0.50	µg/L	N/A	N/A	11/30/2007	WM1071130
Tetrahydrofuran	ND		1.0	20	µg/L	N/A	N/A	11/30/2007	WM1071130
Toluene	ND		1.0	0.50	µg/L	N/A	N/A	11/30/2007	WM1071130
trans-1,2-Dichloroethene	ND		1.0	0.50	µg/L	N/A	N/A	11/30/2007	WM1071130
trans-1,3-Dichloropropene	ND		1.0	0.50	µg/L	N/A	N/A	11/30/2007	WM1071130
trans-1,4-Dichloro-2-butene	ND		1.0	5.0	µg/L	N/A	N/A	11/30/2007	WM1071130
Trichloroethene	ND		1.0	0.50	µg/L	N/A	N/A	11/30/2007	WM1071130
Trichlorofluoromethane	ND		1.0	0.50	µg/L	N/A	N/A	11/30/2007	WM1071130
Vinyl Acetate	ND		1.0	5.0	µg/L	N/A	N/A	11/30/2007	WM1071130
Vinyl Chloride	ND		1.0	0.50	µg/L	N/A	N/A	11/30/2007	WM1071130
Xylenes, Total	ND		1.0	0.50	µg/L	N/A	N/A	11/30/2007	WM1071130

Surrogate	Surrogate Recovery	Control Limits (%)
4-Bromofluorobenzene	108	60 - 130
Dibromofluoromethane	99.9	60 - 130
Toluene-d8	105	60 - 130

Analyzed by: XBian

Reviewed by: MaiChiTu

Entech Analytical Labs, Inc.

3334 Victor Court , Santa Clara, CA 95054

Phone: (408) 588-0200

Fax: (408) 588-0201

Enviro Soil Tech Consultants
131 Tully Road
San Jose, CA 95111
Attn: Frank Hamedi

Project Number: 8-90-421-SI
Project Name: 400 San Pablo Avenue
Project Location: Albany
GlobalID: T0600101089

Certificate of Analysis - Data Report

Samples Received: 11/29/2007
Sample Collected by: Client

Lab #: 58324-003

Sample ID: C-3

Matrix: Liquid Sample Date: 11/28/2007

TPH-Purgeable - GC : EPA 5030B / EPA 8015B

Parameter	Result	Qual	D/P-F	Detection Limit	Units	Prep Date	Prep Batch	Analysis Date	QC Batch
TPH as Gasoline	ND		1.0	50	µg/L	N/A	N/A	12/5/2007	WGC071204
Surrogate	Surrogate Recovery		Control Limits (%)					Analyzed by: MaiChiTu	
4-Bromofluorobenzene	98.1		65	- 135				Reviewed by: EricKum	

Entech Analytical Labs, Inc.

3334 Victor Court , Santa Clara, CA 95054

Phone: (408) 588-0200

Fax: (408) 588-0201

Enviro Soil Tech Consultants
131 Tully Road
San Jose, CA 95111
Attn: Frank Hamedi

Project Number: 8-90-421-SI
Project Name: 400 San Pablo Avenue
Project Location: Albany
GlobalID: T0600101089

Certificate of Analysis - Data Report

Samples Received: 11/29/2007
Sample Collected by: Client

Lab #: 58324-004

Sample ID: C-4

Matrix: Liquid Sample Date: 11/28/2007

VOCs: EPA 5030B / EPA 8260B for Groundwater and Water - EPA 624 for Wastewater

Parameter	Result	Qual	D/P-F	Detection Limit	Units	Prep Date	Prep Batch	Analysis Date	QC Batch
1,1,1,2-Tetrachloroethane	ND		1.0	0.50	µg/L	N/A	N/A	11/30/2007	WM1071130
1,1,1-Trichloroethane	ND		1.0	0.50	µg/L	N/A	N/A	11/30/2007	WM1071130
1,1,2,2-Tetrachloroethane	ND		1.0	0.50	µg/L	N/A	N/A	11/30/2007	WM1071130
1,1,2-Trichloroethane	ND		1.0	0.50	µg/L	N/A	N/A	11/30/2007	WM1071130
1,1-Dichloroethane	ND		1.0	0.50	µg/L	N/A	N/A	11/30/2007	WM1071130
1,1-Dichloroethene	ND		1.0	0.50	µg/L	N/A	N/A	11/30/2007	WM1071130
1,1-Dichloropropene	ND		1.0	0.50	µg/L	N/A	N/A	11/30/2007	WM1071130
1,2,3-Trichlorobenzene	ND		1.0	5.0	µg/L	N/A	N/A	11/30/2007	WM1071130
1,2,3-Trichloropropane	ND		1.0	5.0	µg/L	N/A	N/A	11/30/2007	WM1071130
1,2,4-Trichlorobenzene	ND		1.0	5.0	µg/L	N/A	N/A	11/30/2007	WM1071130
1,2,4-Trimethylbenzene	ND		1.0	5.0	µg/L	N/A	N/A	11/30/2007	WM1071130
1,2-Dibromo-3-Chloropropane	ND		1.0	5.0	µg/L	N/A	N/A	11/30/2007	WM1071130
1,2-Dibromoethane (EDB)	ND		1.0	0.50	µg/L	N/A	N/A	11/30/2007	WM1071130
1,2-Dichlorobenzene	ND		1.0	0.50	µg/L	N/A	N/A	11/30/2007	WM1071130
1,2-Dichloroethane	ND		1.0	0.50	µg/L	N/A	N/A	11/30/2007	WM1071130
1,2-Dichloropropane	ND		1.0	0.50	µg/L	N/A	N/A	11/30/2007	WM1071130
1,3,5-Trimethylbenzene	ND		1.0	5.0	µg/L	N/A	N/A	11/30/2007	WM1071130
1,3-Dichlorobenzene	ND		1.0	0.50	µg/L	N/A	N/A	11/30/2007	WM1071130
1,3-Dichloropropane	ND		1.0	0.50	µg/L	N/A	N/A	11/30/2007	WM1071130
1,4-Dichlorobenzene	ND		1.0	0.50	µg/L	N/A	N/A	11/30/2007	WM1071130
1,4-Dioxane	ND		1.0	50	µg/L	N/A	N/A	11/30/2007	WM1071130
2,2-Dichloropropane	ND		1.0	0.50	µg/L	N/A	N/A	11/30/2007	WM1071130
2-Butanone (MEK)	ND		1.0	20	µg/L	N/A	N/A	11/30/2007	WM1071130
2-Chloroethyl-vinyl Ether	ND		1.0	5.0	µg/L	N/A	N/A	11/30/2007	WM1071130
2-Chlorotoluene	ND		1.0	5.0	µg/L	N/A	N/A	11/30/2007	WM1071130
2-Hexanone	ND		1.0	20	µg/L	N/A	N/A	11/30/2007	WM1071130
4-Chlorotoluene	ND		1.0	5.0	µg/L	N/A	N/A	11/30/2007	WM1071130
4-Methyl-2-Pentanone(MIBK)	ND		1.0	20	µg/L	N/A	N/A	11/30/2007	WM1071130
Acetone	ND		1.0	20	µg/L	N/A	N/A	11/30/2007	WM1071130
Acetonitrile	ND		1.0	5.0	µg/L	N/A	N/A	11/30/2007	WM1071130
Acrolein	ND		1.0	5.0	µg/L	N/A	N/A	11/30/2007	WM1071130
Acrylonitrile	ND		1.0	5.0	µg/L	N/A	N/A	11/30/2007	WM1071130
Benzene	ND		1.0	0.50	µg/L	N/A	N/A	11/30/2007	WM1071130
Benzyl Chloride	ND		1.0	5.0	µg/L	N/A	N/A	11/30/2007	WM1071130
Bromobenzene	ND		1.0	0.50	µg/L	N/A	N/A	11/30/2007	WM1071130
Bromochloromethane	ND		1.0	0.50	µg/L	N/A	N/A	11/30/2007	WM1071130
Bromodichloromethane	ND		1.0	0.50	µg/L	N/A	N/A	11/30/2007	WM1071130
Bromoform	ND		1.0	0.50	µg/L	N/A	N/A	11/30/2007	WM1071130
Bromomethane	ND		1.0	0.50	µg/L	N/A	N/A	11/30/2007	WM1071130
Carbon Disulfide	ND		1.0	0.50	µg/L	N/A	N/A	11/30/2007	WM1071130
Carbon Tetrachloride	ND		1.0	0.50	µg/L	N/A	N/A	11/30/2007	WM1071130
Chlorobenzene	ND		1.0	0.50	µg/L	N/A	N/A	11/30/2007	WM1071130
Chloroethane	ND		1.0	0.50	µg/L	N/A	N/A	11/30/2007	WM1071130
Chloroform	ND		1.0	0.50	µg/L	N/A	N/A	11/30/2007	WM1071130
Chloromethane	ND		1.0	0.50	µg/L	N/A	N/A	11/30/2007	WM1071130

Detection Limit = Detection Limit for Reporting.

ND = Not Detected at or above the Detection Limit.

D/P-F = Dilution and/or Prep Factor includes sample volume adjustments.

Qual = Data Qualifier

12/7/2007 9:46:42 AM - eling

Entech Analytical Labs, Inc.

3334 Victor Court , Santa Clara, CA 95054

Phone: (408) 588-0200

Fax: (408) 588-0201

Enviro Soil Tech Consultants
131 Tully Road
San Jose, CA 95111
Attn: Frank Hamedi

Project Number: 8-90-421-SI
Project Name: 400 San Pablo Avenue
Project Location: Albany
GlobalID: T0600101089

Certificate of Analysis - Data Report

Samples Received: 11/29/2007
Sample Collected by: Client

Lab #: 58324-004 Sample ID: C-4

Matrix: Liquid Sample Date: 11/28/2007

VOCs: EPA 5030B / EPA 8260B for Groundwater and Water - EPA 624 for Wastewater

Parameter	Result	Qual	D/P-F	Detection Limit	Units	Prep Date	Prep Batch	Analysis Date	QC Batch
cis-1,2-Dichloroethene	ND		1.0	0.50	µg/L	N/A	N/A	11/30/2007	WM1071130
cis-1,3-Dichloropropene	ND		1.0	0.50	µg/L	N/A	N/A	11/30/2007	WM1071130
Cyclohexanone	ND		1.0	20	µg/L	N/A	N/A	11/30/2007	WM1071130
Dibromochloromethane	ND		1.0	0.50	µg/L	N/A	N/A	11/30/2007	WM1071130
Dibromomethane	ND		1.0	0.50	µg/L	N/A	N/A	11/30/2007	WM1071130
Dichlorodifluoromethane	ND		1.0	0.50	µg/L	N/A	N/A	11/30/2007	WM1071130
Diisopropyl Ether	ND		1.0	5.0	µg/L	N/A	N/A	11/30/2007	WM1071130
Ethyl Benzene	ND		1.0	0.50	µg/L	N/A	N/A	11/30/2007	WM1071130
Freon 113	ND		1.0	5.0	µg/L	N/A	N/A	11/30/2007	WM1071130
Hexachlorobutadiene	ND		1.0	5.0	µg/L	N/A	N/A	11/30/2007	WM1071130
Iodomethane	ND		1.0	5.0	µg/L	N/A	N/A	11/30/2007	WM1071130
Isopropanol	ND		1.0	20	µg/L	N/A	N/A	11/30/2007	WM1071130
Isopropylbenzene	ND		1.0	1.0	µg/L	N/A	N/A	11/30/2007	WM1071130
Methyl-t-butyl Ether	ND		1.0	1.0	µg/L	N/A	N/A	11/30/2007	WM1071130
Methylene Chloride	ND		1.0	20	µg/L	N/A	N/A	11/30/2007	WM1071130
n-Butylbenzene	ND		1.0	5.0	µg/L	N/A	N/A	11/30/2007	WM1071130
n-Propylbenzene	ND		1.0	5.0	µg/L	N/A	N/A	11/30/2007	WM1071130
Naphthalene	ND		1.0	5.0	µg/L	N/A	N/A	11/30/2007	WM1071130
p-Isopropyltoluene	ND		1.0	5.0	µg/L	N/A	N/A	11/30/2007	WM1071130
Pentachloroethane	ND		1.0	0.50	µg/L	N/A	N/A	11/30/2007	WM1071130
sec-Butylbenzene	ND		1.0	5.0	µg/L	N/A	N/A	11/30/2007	WM1071130
Styrene	ND		1.0	0.50	µg/L	N/A	N/A	11/30/2007	WM1071130
tert-Amyl Methyl Ether	ND		1.0	5.0	µg/L	N/A	N/A	11/30/2007	WM1071130
tert-Butanol (TBA)	ND		1.0	10	µg/L	N/A	N/A	11/30/2007	WM1071130
tert-Butyl Ethyl Ether	ND		1.0	5.0	µg/L	N/A	N/A	11/30/2007	WM1071130
tert-Butylbenzene	ND		1.0	5.0	µg/L	N/A	N/A	11/30/2007	WM1071130
Tetrachloroethene	0.93		1.0	0.50	µg/L	N/A	N/A	11/30/2007	WM1071130
Tetrahydrofuran	ND		1.0	20	µg/L	N/A	N/A	11/30/2007	WM1071130
Toluene	ND		1.0	0.50	µg/L	N/A	N/A	11/30/2007	WM1071130
trans-1,2-Dichloroethene	ND		1.0	0.50	µg/L	N/A	N/A	11/30/2007	WM1071130
trans-1,3-Dichloropropene	ND		1.0	0.50	µg/L	N/A	N/A	11/30/2007	WM1071130
trans-1,4-Dichloro-2-butene	ND		1.0	5.0	µg/L	N/A	N/A	11/30/2007	WM1071130
Trichloroethene	ND		1.0	0.50	µg/L	N/A	N/A	11/30/2007	WM1071130
Trichlorofluoromethane	ND		1.0	0.50	µg/L	N/A	N/A	11/30/2007	WM1071130
Vinyl Acetate	ND		1.0	5.0	µg/L	N/A	N/A	11/30/2007	WM1071130
Vinyl Chloride	ND		1.0	0.50	µg/L	N/A	N/A	11/30/2007	WM1071130
Xylenes, Total	ND		1.0	0.50	µg/L	N/A	N/A	11/30/2007	WM1071130

Surrogate	Surrogate Recovery	Control Limits (%)
4-Bromofluorobenzene	109	60 - 130
Dibromofluoromethane	99.9	60 - 130
Toluene-d8	106	60 - 130

Analyzed by: XBian

Reviewed by: MaiChiTu

Entech Analytical Labs, Inc.

3334 Victor Court , Santa Clara, CA 95054

Phone: (408) 588-0200

Fax: (408) 588-0201

Enviro Soil Tech Consultants
131 Tully Road
San Jose, CA 95111
Attn: Frank Hamedi

Project Number: 8-90-421-SI
Project Name: 400 San Pablo Avenue
Project Location: Albany
GlobalID: T0600101089

Certificate of Analysis - Data Report

Samples Received: 11/29/2007
Sample Collected by: Client

Lab #: 58324-004

Sample ID: C-4

Matrix: Liquid Sample Date: 11/28/2007

TPH-Purgeable - GC : EPA 5030B / EPA 8015B

Parameter	Result	Qual	D/P-F	Detection Limit	Units	Prep Date	Prep Batch	Analysis Date	QC Batch
TPH as Gasoline	ND		1.0	50	µg/L	N/A	N/A	12/5/2007	WGC071204
Surrogate	Surrogate Recovery		Control Limits (%)					Analyzed by: MaiChiTu	
4-Bromofluorobenzene	96.0		65	- 135				Reviewed by: EricKum	

Entech Analytical Labs, Inc.

3334 Victor Court , Santa Clara, CA 95054 Phone: (408) 588-0200 Fax: (408) 588-0201

Method Blank - Liquid - TPH-Purgeable - GC : EPA 5030B / EPA 8015B

QC Batch ID: WGC071204

Validated by: EricKum - 12/06/07

QC Batch Analysis Date: 12/4/2007

Parameter	Result	DF	PQLR	Units
TPH as Gasoline	ND	1	50	µg/L
Surrogate for Blank	% Recovery	Control Limits		
4-Bromofluorobenzene	99.4	65 - 135		

LCS / LCSD - Liquid - TPH-Purgeable - GC : EPA 5030B / EPA 8015B

QC Batch ID: WGC071204

Reviewed by: EricKum - 12/06/07

QC Batch ID Analysis Date: 12/4/2007

LCS

Parameter	Method Blank	Spike Amt	SpikeResult	Units	% Recovery	Recovery Limits
TPH as Gasoline	<50	120	120	µg/L	96.4	65 - 135
Surrogate	% Recovery	Control Limits				
4-Bromofluorobenzene	120.0	65 - 135				

LCSD

Parameter	Method Blank	Spike Amt	SpikeResult	Units	% Recovery	RPD	RPD Limits	Recovery Limits
TPH as Gasoline	<50	120	121	µg/L	97.0	0.58	25.0	65 - 135
Surrogate	% Recovery	Control Limits						
4-Bromofluorobenzene	121.0	65 - 135						

Entech Analytical Labs, Inc.

3334 Victor Court , Santa Clara, CA 95054 Phone: (408) 588-0200 Fax: (408) 588-0201

Method Blank - Liquid - VOCs: EPA 5030B / EPA 8260B for Groundwater and Water - EPA 624 for Wastewater

QC Batch ID: WM1071130

Validated by: MaiChiTu - 12/03/07

QC Batch Analysis Date: 11/30/2007

Parameter	Result	DF	PQLR	Units
1,1,1,2-Tetrachloroethane	ND	1	0.50	µg/L
1,1,1-Trichloroethane	ND	1	0.50	µg/L
1,1,2,2-Tetrachloroethane	ND	1	0.50	µg/L
1,1,2-Trichloroethane	ND	1	0.50	µg/L
1,1-Dichloroethane	ND	1	0.50	µg/L
1,1-Dichloroethene	ND	1	0.50	µg/L
1,1-Dichloropropene	ND	1	0.50	µg/L
1,2,3-Trichlorobenzene	ND	1	5.0	µg/L
1,2,3-Trichloropropane	ND	1	5.0	µg/L
1,2,4-Trichlorobenzene	ND	1	5.0	µg/L
1,2,4-Trimethylbenzene	ND	1	5.0	µg/L
1,2-Dibromo-3-Chloropropane	ND	1	5.0	µg/L
1,2-Dibromoethane (EDB)	ND	1	0.50	µg/L
1,2-Dichlorobenzene	ND	1	0.50	µg/L
1,2-Dichloroethane	ND	1	0.50	µg/L
1,2-Dichloropropane	ND	1	0.50	µg/L
1,3,5-Trimethylbenzene	ND	1	5.0	µg/L
1,3-Dichlorobenzene	ND	1	0.50	µg/L
1,3-Dichloropropane	ND	1	0.50	µg/L
1,4-Dichlorobenzene	ND	1	0.50	µg/L
1,4-Dioxane	ND	1	50	µg/L
2,2-Dichloropropane	ND	1	0.50	µg/L
2-Butanone (MEK)	ND	1	20	µg/L
2-Chloroethyl-vinyl Ether	ND	1	5.0	µg/L
2-Chlorotoluene	ND	1	5.0	µg/L
2-Hexanone	ND	1	20	µg/L
4-Chlorotoluene	ND	1	5.0	µg/L
4-Methyl-2-Pentanone(MIBK)	ND	1	20	µg/L
Acetone	ND	1	20	µg/L
Acetonitrile	ND	1	5.0	µg/L
Acrolein	ND	1	5.0	µg/L
Acrylonitrile	ND	1	5.0	µg/L
Benzene	ND	1	0.50	µg/L
Benzyl Chloride	ND	1	5.0	µg/L
Bromobenzene	ND	1	0.50	µg/L
Bromochloromethane	ND	1	0.50	µg/L
Bromodichloromethane	ND	1	0.50	µg/L
Bromoform	ND	1	0.50	µg/L
Bromomethane	ND	1	0.50	µg/L
Carbon Disulfide	ND	1	0.50	µg/L
Carbon Tetrachloride	ND	1	0.50	µg/L
Chlorobenzene	ND	1	0.50	µg/L
Chloroethane	ND	1	0.50	µg/L
Chloroform	ND	1	0.50	µg/L
Chloromethane	ND	1	0.50	µg/L
cis-1,2-Dichloroethene	ND	1	0.50	µg/L
cis-1,3-Dichloropropene	ND	1	0.50	µg/L
Cyclohexanone	ND	1	20	µg/L
Dibromochloromethane	ND	1	0.50	µg/L
Dibromomethane	ND	1	0.50	µg/L

Entech Analytical Labs, Inc.

3334 Victor Court , Santa Clara, CA 95054 Phone: (408) 588-0200 Fax: (408) 588-0201

Method Blank - Liquid - VOCs: EPA 5030B / EPA 8260B for Groundwater and Water - EPA 624 for Wastewater

QC Batch ID: WM1071130

Validated by: MaiChiTu - 12/03/07

QC Batch Analysis Date: 11/30/2007

Parameter	Result	DF	PQLR	Units
Dichlorodifluoromethane	ND	1	0.50	µg/L
Diisopropyl Ether	ND	1	5.0	µg/L
Ethyl Benzene	ND	1	0.50	µg/L
Freon 113	ND	1	5.0	µg/L
Hexachlorobutadiene	ND	1	5.0	µg/L
Iodomethane	ND	1	5.0	µg/L
Isopropanol	ND	1	20	µg/L
Isopropylbenzene	ND	1	1.0	µg/L
Methylene Chloride	ND	1	20	µg/L
Methyl-t-butyl Ether	ND	1	1.0	µg/L
Naphthalene	ND	1	5.0	µg/L
n-Butylbenzene	ND	1	5.0	µg/L
n-Propylbenzene	ND	1	5.0	µg/L
Pentachloroethane	ND	1	0.50	µg/L
p-Isopropyltoluene	ND	1	5.0	µg/L
sec-Butylbenzene	ND	1	5.0	µg/L
Styrene	ND	1	0.50	µg/L
tert-Amyl Methyl Ether	ND	1	5.0	µg/L
tert-Butanol (TBA)	ND	1	10	µg/L
tert-Butyl Ethyl Ether	ND	1	5.0	µg/L
tert-Butylbenzene	ND	1	5.0	µg/L
Tetrachloroethene	ND	1	0.50	µg/L
Tetrahydrofuran	ND	1	20	µg/L
Toluene	ND	1	0.50	µg/L
trans-1,2-Dichloroethene	ND	1	0.50	µg/L
trans-1,3-Dichloropropene	ND	1	0.50	µg/L
trans-1,4-Dichloro-2-butene	ND	1	5.0	µg/L
Trichloroethene	ND	1	0.50	µg/L
Trichlorofluoromethane	ND	1	0.50	µg/L
Vinyl Acetate	ND	1	5.0	µg/L
Vinyl Chloride	ND	1	0.50	µg/L
Xylenes, Total	ND	1	0.50	µg/L
Surrogate for Blank	% Recovery	Control Limits		
4-Bromofluorobenzene	120	60 - 130		
Dibromofluoromethane	95.6	60 - 130		
Toluene-d8	93.2	60 - 130		

Entech Analytical Labs, Inc.

3334 Victor Court , Santa Clara, CA 95054 Phone: (408) 588-0200 Fax: (408) 588-0201

LCS / LCSD - Liquid - VOCs: EPA 5030B / EPA 8260B for Groundwater and Water - EPA 624 for Wastewater

QC Batch ID: WM1071130

Reviewed by: MaiChiTu - 12/03/07

QC Batch ID Analysis Date: 11/30/2007

LCS

Parameter	Method Blank	Spike Amt	SpikeResult	Units	% Recovery	Recovery Limits
1,1-Dichloroethene	<0.50	20	20.3	µg/L	102	70 - 130
Benzene	<0.50	20	22.0	µg/L	110	70 - 130
Chlorobenzene	<0.50	20	21.2	µg/L	106	70 - 130
Methyl-t-butyl Ether	<1.0	20	19.8	µg/L	99.0	70 - 130
Toluene	<0.50	20	20.8	µg/L	104	70 - 130
Trichloroethene	<0.50	20	20.8	µg/L	104	70 - 130

Surrogate	% Recovery	Control Limits
4-Bromofluorobenzene	113.0	60 - 130
Dibromofluoromethane	98.3	60 - 130
Toluene-d8	98.3	60 - 130

LCSD

Parameter	Method Blank	Spike Amt	SpikeResult	Units	% Recovery	RPD	RPD Limits	Recovery Limits
1,1-Dichloroethene	<0.50	20	20.4	µg/L	102	0.49	25.0	70 - 130
Benzene	<0.50	20	21.8	µg/L	109	0.91	25.0	70 - 130
Chlorobenzene	<0.50	20	20.5	µg/L	102	3.4	25.0	70 - 130
Methyl-t-butyl Ether	<1.0	20	20.6	µg/L	103	4.0	25.0	70 - 130
Toluene	<0.50	20	20.3	µg/L	102	2.4	25.0	70 - 130
Trichloroethene	<0.50	20	20.2	µg/L	101	2.9	25.0	70 - 130

Surrogate	% Recovery	Control Limits
4-Bromofluorobenzene	110.0	60 - 130
Dibromofluoromethane	103.0	60 - 130
Toluene-d8	99.0	60 - 130

Entech Analytical Labs, Inc.

3334 Victor Court , Santa Clara, CA 95054 Phone: (408) 588-0200 Fax: (408) 588-0201

MS / MSD - Liquid - VOCs: EPA 5030B / EPA 8260B for Groundwater and Water - EPA 624 for Wastewater

QC Batch ID: WM1071130

Reviewed by: MaiChiTu - 12/03/07

QC Batch ID Analysis Date: 11/30/2007

MS Sample Spiked: 58324-001

Parameter	Sample Result	Spike Amount	Spike Result	Units	Analysis Date	% Recovery	Recovery Limits
1,1-Dichloroethene	ND	20	18.5	µg/L	11/30/2007	92.5	70 - 130
Benzene	ND	20	20.2	µg/L	11/30/2007	101	70 - 130
Chlorobenzene	ND	20	20.4	µg/L	11/30/2007	102	70 - 130
Methyl-t-butyl Ether	ND	20	18.5	µg/L	11/30/2007	92.5	70 - 130
Toluene	ND	20	20.1	µg/L	11/30/2007	100	70 - 130
Trichloroethene	ND	20	18.9	µg/L	11/30/2007	94.5	70 - 130

Surrogate	% Recovery	Control Limits
4-Bromofluorobenzene	107.0	60 - 130
Dibromofluoromethane	99.7	60 - 130
Toluene-d8	103.0	60 - 130

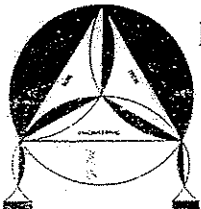
MSD Sample Spiked: 58324-001

Parameter	Sample Result	Spike Amount	Spike Result	Units	Analysis Date	% Recovery	RPD	RPD Limits	Recovery Limits
1,1-Dichloroethene	ND	20	17.9	µg/L	11/30/2007	89.5	3.3	25.0	70 - 130
Benzene	ND	20	19.6	µg/L	11/30/2007	98.0	3.0	25.0	70 - 130
Chlorobenzene	ND	20	19.5	µg/L	11/30/2007	97.5	4.5	25.0	70 - 130
Methyl-t-butyl Ether	ND	20	17.5	µg/L	11/30/2007	87.5	5.6	25.0	70 - 130
Toluene	ND	20	19.6	µg/L	11/30/2007	98.0	2.5	25.0	70 - 130
Trichloroethene	ND	20	18.4	µg/L	11/30/2007	92.0	2.7	25.0	70 - 130

Surrogate	% Recovery	Control Limits
4-Bromofluorobenzene	105.0	60 - 130
Dibromofluoromethane	98.2	60 - 130
Toluene-d8	103.0	60 - 130

CHAIN OF CUSTODY RECORD

PROJ. NO. 8-90-421-51		NAME 400 SAN PABLO AVE ALBANY						ANALYSES REQUESTED (2) TPH BY 8015/mou EPA 8260 B *	58324			
SAMPLERS: (Signature) FRANK HAMIEDI							CON-TAINER		REMARKS			
NO.	DATE	TIME	SOIL	WATER	LOCATION							
1	11/28/07			✓	C-1	001	4	EDF #T0600101089				
2				✓	C-2	002	4					
3				✓	C-3	003	4					
4				✓	C-4	004	4	* FULL LISTS				
							* ALL VIALS ARE HCL PRESERVED					
							4 Vials each (w/ HCL)					
							Rec'd @ Temperature => 9.6°C					
Relinquished by: (Signature)		Date / Time		Received by: (Signature)		Relinquished by: (Signature)		Date / Time		Received by: (Signature)		
<i>[Signature]</i>		11/29/07 1122		<i>[Signature]</i>								
Relinquished by: (Signature)		Date / Time		Received by: (Signature)		Relinquished by: (Signature)		Date / Time		Received by: (Signature)		
<i>[Signature]</i>		11/29/07 1232		<i>[Signature]</i>								
Relinquished by: (Signature)		Date / Time		Received for Laboratory by: (Signature)		Date / Time		Remarks				

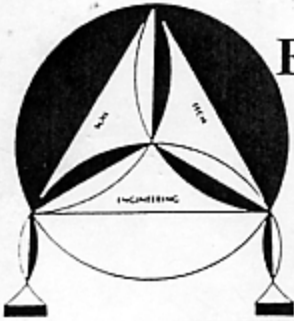


ENVIRO SOIL TECH CONSULTANTS

Environmental & Geotechnical Consultants
 131 TULLY ROAD, SAN JOSE, CALIFORNIA 95111
 Tel: (408) 297-1500 Fax: (408) 292-2116

A P P E N D I X "F"

FIELD NOTES



ENVIRO SOIL TECH CONSULTANTS

Environmental & Geotechnical Consultants

131 TULLY ROAD, SAN JOSE, CALIFORNIA 95111

Tel: (408) 297-1500

Fax: (408) 292-2116

FILE NO.: 8-90-421-S1

DATE: 11-28-07

DEPTH TO WELL: _____

DEPTH TO WATER: 8^{ft}.90

HEIGHT OF WATER COLUMN: _____

WELL NO.: STMW-1

SAMPLER: Richard Mundy

1 WELL VOLUME: 0.8

5 WELL VOLUME: 4

ACTUAL PURGED VOLUME: 9

CASING DIAMETER: 2"

4"

CALCULATIONS:

2" - x 0.1632 5.1

4" - 0.653 _____

PURGE METHOD: BAILER DISPLACEMENT PUMP OTHER

SAMPLE METHOD: BAILER OTHER

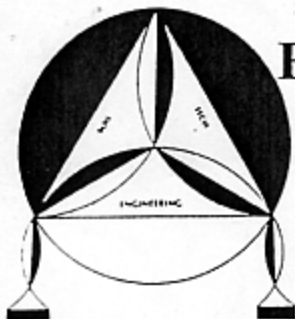
SHEEN: NO YES, DESCRIBE: RAIN BOW

ODOR: NO YES, DESCRIBE: PETRO

FIELD MEASUREMENTS

<u>TIME</u>	<u>VOLUME</u>	<u>pH</u>	<u>TEMP.</u>	<u>E.C.</u>
_____	<u>3 GAL</u>	<u>7.54</u>	<u>19.6</u>	<u>637</u>
_____	<u>6 GAL</u>	<u>7.38</u>	<u>19.4</u>	<u>648</u>
_____	<u>9 GAL</u>	<u>7.14</u>	<u>19.2</u>	<u>636</u>
_____	_____	_____	_____	_____
_____	_____	_____	_____	_____

9^{ft}.10



ENVIRO SOIL TECH CONSULTANTS

Environmental & Geotechnical Consultants

131 TULLY ROAD, SAN JOSE, CALIFORNIA 95111

Tel: (408) 297-1500

Fax: (408) 292-2116

FILE NO.: 8-90-421-51

DATE: 11-28-07

DEPTH TO WELL: _____

DEPTH TO WATER: 8 ft .60

HEIGHT OF WATER COLUMN: _____

WELL NO.: STMW-2

SAMPLER: Richard Mandy

1 WELL VOLUME: 0.9

5 WELL VOLUME: 4.5

ACTUAL PURGED VOLUME: 9

CASING DIAMETER: ✓ 2" _____ 4"

CALCULATIONS:

2" - x 0.1632 5.4

4" - 0.653 _____

PURGE METHOD: _____ BAILER ✓ DISPLACEMENT PUMP _____ OTHER

SAMPLE METHOD: ✓ BAILER _____ OTHER

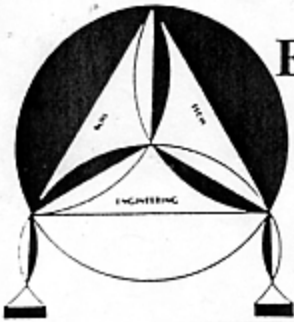
SHEEN: _____ NO ✓ YES, DESCRIBE: RAIN BOW

ODOR: _____ NO ✓ YES, DESCRIBE: PETRO

FIELD MEASUREMENTS

<u>TIME</u>	<u>VOLUME</u>	<u>pH</u>	<u>TEMP.</u>	<u>E.C.</u>
_____	<u>3 GAL</u>	<u>6.35</u>	<u>19.3</u>	<u>576</u>
_____	<u>6 GAL</u>	<u>6.36</u>	<u>19.1</u>	<u>549</u>
_____	<u>9 GAL</u>	<u>6.77</u>	<u>19.0</u>	<u>537</u>
_____	_____	_____	_____	_____
_____	_____	_____	_____	_____

8 ft .98



ENVIRO SOIL TECH CONSULTANTS

Environmental & Geotechnical Consultants

131 TULLY ROAD, SAN JOSE, CALIFORNIA 95111

Tel: (408) 297-1500

Fax: (408) 292-2116

FILE NO.: 8-90-421-S1

DATE: 11-28-07

DEPTH TO WELL: _____

DEPTH TO WATER: 6^{ft} 80

HEIGHT OF WATER COLUMN: _____

WELL NO.: STMU-3

SAMPLER: Rachel Manly

1 WELL VOLUME: 1.3

5 WELL VOLUME: 6.5

ACTUAL PURGED VOLUME: 9

CASING DIAMETER: ✓ 2"

_____ 4"

CALCULATIONS:

2" - x 0.1632 8.2

4" - 0.653 _____

PURGE METHOD: _____ BAILER ✓ _____ DISPLACEMENT PUMP _____ OTHER

SAMPLE METHOD: ✓ BAILER _____ OTHER

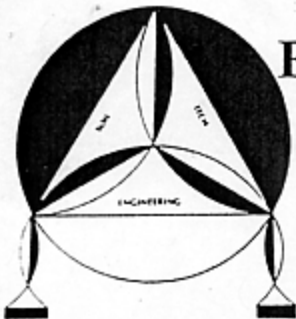
SHEEN: ✓ NO _____ YES, DESCRIBE: _____

ODOR: ✓ NO _____ YES, DESCRIBE: _____

FIELD MEASUREMENTS

<u>TIME</u>	<u>VOLUME</u>	<u>pH</u>	<u>TEMP.</u>	<u>E.C.</u>
_____	<u>3 GAU</u>	<u>7.23</u>	<u>18.1</u>	<u>686</u>
_____	<u>6 GAU</u>	<u>7.05</u>	<u>17.8</u>	<u>530</u>
_____	<u>9 GAU</u>	<u>6.86</u>	<u>17.4</u>	<u>504</u>
_____	_____	_____	_____	_____
_____	_____	_____	_____	_____

7^{ft} 02



ENVIRO SOIL TECH CONSULTANTS

Environmental & Geotechnical Consultants

131 TULLY ROAD, SAN JOSE, CALIFORNIA 95111

Tel: (408) 297-1500

Fax: (408) 292-2116

FILE NO.: 8-90-421-51

DATE: 11-28-07

DEPTH TO WELL: _____

DEPTH TO WATER: 6^{ft}.04

HEIGHT OF WATER COLUMN: _____

WELL NO.: STMU-4

SAMPLER: Pushed Marks

1 WELL VOLUME: 1.5

5 WELL VOLUME: 7.5

ACTUAL PURGED VOLUME: 9

CASING DIAMETER: ✓ 2"

_____ 4"

CALCULATIONS:

2" - x 0.1632 8.96

4" - 0.653 _____

PURGE METHOD: _____ BAILER ✓ DISPLACEMENT PUMP _____ OTHER

SAMPLE METHOD: ✓ BAILER _____ OTHER

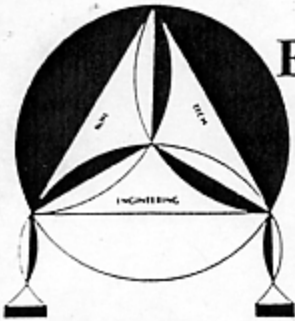
SHEEN: ✓ NO _____ YES, DESCRIBE: _____

ODOR: ✓ NO _____ YES, DESCRIBE: _____

FIELD MEASUREMENTS

<u>TIME</u>	<u>VOLUME</u>	<u>pH</u>	<u>TEMP.</u>	<u>E.C.</u>
_____	<u>3 GAL</u>	<u>7.03</u>	<u>17.7</u>	<u>581</u>
_____	<u>6 GAL</u>	<u>6.69</u>	<u>17.6</u>	<u>607</u>
_____	<u>9 GAL</u>	<u>6.86</u>	<u>17.1</u>	<u>617</u>
_____	_____	_____	_____	_____
_____	_____	_____	_____	_____

6^{ft}.10



ENVIRO SOIL TECH CONSULTANTS

Environmental & Geotechnical Consultants

131 TULLY ROAD, SAN JOSE, CALIFORNIA 95111

Tel: (408) 297-1500

Fax: (408) 292-2116

FILE NO.: 8-90-421-51

DATE: 11-28-07

DEPTH TO WELL: _____

DEPTH TO WATER: 6^{ft}.56

HEIGHT OF WATER COLUMN: _____

WELL NO.: STMW-5

SAMPLER: Peristaltic Manley

1 WELL VOLUME: 1.4

5 WELL VOLUME: 7

ACTUAL PURGED VOLUME: 9

CASING DIAMETER: ✓ 2"

4"

CALCULATIONS:

2" - x 0.1632

8.44

4" - 0.653

PURGE METHOD: _____ BAILER DISPLACEMENT PUMP _____ OTHER

SAMPLE METHOD: BAILER _____ OTHER

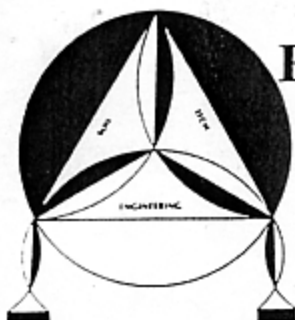
SHEEN: ✓ NO _____ YES, DESCRIBE: _____

ODOR: _____ NO _____ YES, DESCRIBE: _____

FIELD MEASUREMENTS

<u>TIME</u>	<u>VOLUME</u>	<u>pH</u>	<u>TEMP.</u>	<u>E.C.</u>
_____	<u>3 GAL</u>	<u>5.31</u>	<u>18.5</u>	<u>540</u>
_____	<u>6 GAL</u>	<u>5.45</u>	<u>18.2</u>	<u>539</u>
_____	<u>9 GAL</u>	<u>5.70</u>	<u>18.0</u>	<u>552</u>
_____	_____	_____	_____	_____
_____	_____	_____	_____	_____

7^{ft}.02



ENVIRO SOIL TECH CONSULTANTS

Environmental & Geotechnical Consultants

131 TULLY ROAD, SAN JOSE, CALIFORNIA 95111

Tel: (408) 297-1500

Fax: (408) 292-2116

FILE NO.: 8-90-421-51

DATE: 11-28-07

DEPTH TO WELL: _____

DEPTH TO WATER: 9^{ft} .58

HEIGHT OF WATER COLUMN: _____

WELL NO.: STW-6

SAMPLER: Richard Mandy

1 WELL VOLUME: 0.9

5 WELL VOLUME: 4.5

ACTUAL PURGED VOLUME: 9

CASING DIAMETER: ✓ 2"

_____ 4"

CALCULATIONS:

2" - x 0.1632 5.42

4" - 0.653 _____

PURGE METHOD: _____ BAILER _____ DISPLACEMENT PUMP _____ OTHER

SAMPLE METHOD: _____ BAILER _____ OTHER

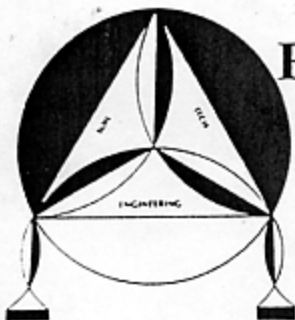
SHEEN: ✓ NO _____ YES, DESCRIBE: _____

ODOR: ✓ NO _____ YES, DESCRIBE: _____

FIELD MEASUREMENTS

<u>TIME</u>	<u>VOLUME</u>	<u>pH</u>	<u>TEMP.</u>	<u>E.C.</u>
_____	<u>3 GAL</u>	<u>6.90</u>	<u>19.5</u>	<u>879</u>
_____	<u>6 GAL</u>	<u>6.61</u>	<u>19.4</u>	<u>875</u>
_____	<u>9 GAL</u>	<u>6.73</u>	<u>19.3</u>	<u>753</u>
_____	_____	_____	_____	_____
_____	_____	_____	_____	_____

9^{ft} .86



ENVIRO SOIL TECH CONSULTANTS

Environmental & Geotechnical Consultants

131 TULLY ROAD, SAN JOSE, CALIFORNIA 95111

Tel: (408) 297-1500

Fax: (408) 292-2116

FILE NO.: 8.90-421-51

DATE: 11-28-07

DEPTH TO WELL: _____

DEPTH TO WATER: 6^{ft} .98

HEIGHT OF WATER COLUMN: _____

WELL NO.: MW-2

SAMPLER: Richel Manly

1 WELL VOLUME: 0.7

5 WELL VOLUME: 3.5

ACTUAL PURGED VOLUME: 9

CASING DIAMETER: ✓ 2"

_____ 4"

CALCULATIONS:

2" - x 0.1632 4.52

4" - 0.653 _____

PURGE METHOD: _____ BAILER _____ DISPLACEMENT PUMP _____ OTHER

SAMPLE METHOD: _____ BAILER _____ OTHER

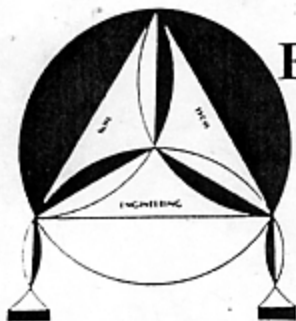
SHEEN: _____ NO _____ YES, DESCRIBE: _____

ODOR: _____ NO _____ YES, DESCRIBE: _____

FIELD MEASUREMENTS

<u>TIME</u>	<u>VOLUME</u>	<u>pH</u>	<u>TEMP.</u>	<u>E.C.</u>
_____	<u>3 GAL</u>	<u>6.66</u>	<u>19.4</u>	<u>422</u>
_____	<u>6 GAL</u>	<u>6.28</u>	<u>18.9</u>	<u>529</u>
_____	<u>9 GAL</u>	<u>6.24</u>	<u>18.7</u>	<u>539</u>
_____	_____	_____	_____	_____
_____	_____	_____	_____	_____

7^{ft} .20



ENVIRO SOIL TECH CONSULTANTS

Environmental & Geotechnical Consultants

131 TULLY ROAD, SAN JOSE, CALIFORNIA 95111

Tel: (408) 297-1500

Fax: (408) 292-2116

FILE NO.: 8-90-421-51

DATE: 11-28-07

DEPTH TO WELL: _____

DEPTH TO WATER: 7^{ft}.62

HEIGHT OF WATER COLUMN: _____

WELL NO.: MW-3

SAMPLER: Richard Marley

1 WELL VOLUME: 0.7

5 WELL VOLUME: 3.5

ACTUAL PURGED VOLUME: 9

CASING DIAMETER: 2"

4"

CALCULATIONS:

2" - x 0.1632 4.38

4" - 0.653 _____

PURGE METHOD: BAILER DISPLACEMENT PUMP OTHER

SAMPLE METHOD: BAILER OTHER

SHEEN: NO YES, DESCRIBE: _____

ODOR: NO YES, DESCRIBE: _____

FIELD MEASUREMENTS

<u>TIME</u>	<u>VOLUME</u>	<u>pH</u>	<u>TEMP.</u>	<u>E.C.</u>
_____	<u>3 980</u>	<u>5.78</u>	<u>19.5</u>	<u>593</u>
_____	<u>6 980</u>	<u>5.65</u>	<u>19.2</u>	<u>590</u>
_____	<u>9 984</u>	<u>5.60</u>	<u>19.0</u>	<u>584</u>
_____	_____	_____	_____	_____
_____	_____	_____	_____	_____

7ft .84