

October 20, 2003

Ms. eva chu
Alameda County Health Care Services Agency
1131 Harbor Bay Parkway
Alameda, California 94502

**Re: Third Quarter 2003 Groundwater Monitoring and Remediation System Report
ARCO Service Station #0608
17601 Hesperian Boulevard
San Lorenzo, California
URS Project #38486314**

Dear Ms. chu:

On behalf of Atlantic Richfield Company (ARCO - an affiliated company of the Group Environmental Management Company), URS Corporation (URS) is submitting the *Third Quarter 2003 Groundwater Monitoring and Remediation System Report* for ARCO Service Station #0608, located at 17601 Hesperian Boulevard, San Lorenzo, California.


If you have any questions regarding this submission, please call me at (510) 874-3280.

Sincerely,


URS CORPORATION



Scott Robinson
Project Manager



James F. Durkin, C. Hg.
Senior Geologist



Enclosure: Third Quarter 2003 Groundwater Monitoring and Remediation System Report

cc: Mr. Paul Supple, ARCO, (electronic copy uploaded to ENFOS)
Mr. Ron Sykora/Mr. Robert L. Webster, David D. Bohannon Organization, 60 Hillsdale Mall,
San Mateo, CA 94403
Mr. John Kaiser, Regional Water Quality Control Board - San Francisco Bay Region, 1515 Clay
Street, Suite 1400, Oakland, CA 94612



Atlantic Richfield Company
(a BP affiliated company)

P.O. Box 6549
Moraga, California 94570
Phone: (925) 299-8891
Fax: (925) 299-8872

October 20, 2003

RE: Third Quarter 2003 Groundwater Monitoring Report
ARCO Service Station #608
17601 Hesperian Blvd.
San Lorenzo, CA
URS Project #38486314

I declare, that to the best of my knowledge at the present time, that the information and/or recommendations contained in the attached document are true and correct.

Submitted by:

Paul Supple
Environmental Business Manager

R E P O R T

**THIRD QUARTER 2003
GROUNDWATER MONITORING
AND REMEDIATION SYSTEM**

ARCO SERVICE STATION #0608
17601 HESPERIAN BOULEVARD
SAN LORENZO, CALIFORNIA

Prepared for
Atlantic Richfield Company

October 20, 2003

URS

URS Corporation
500 12th Street, Suite 200
Oakland, California 94607

38486314

Date: October 20, 2003
Quarter: 3Q 03

ARCO QUARTERLY GROUNDWATER MONITORING AND REMEDIATION SYSTEM REPORT

Facility No.: 608 Address: 17601 Hesperian Boulevard, San Lorenzo, California
Atlantic Richfield Co. Environmental Engineer: Paul Supple
Consulting Co./Contact Person: URS Corporation / Scott Robinson
Consultant Project No.: 38486314
Primary Agency: Alameda County Health Care Services (ACHCSA)

WORK PERFORMED THIS QUARTER (Third – 2003):

1. Performed third quarter 2003 groundwater monitoring event on September 15, 2003.
2. Prepared and submitted second quarter 2003 groundwater monitoring and remediation report.
3. Continued quarterly payments to homeowners for not using domestic irrigation wells.
4. Prepared and submitted letter to homeowners requesting permission to properly destroy domestic wells.
5. Continued homeowner quarterly monitoring result notification program.
6. Continued operation and maintenance of the groundwater extraction and treatment (GWET) system.
7. Submitted monthly flow data to Oro Loma Sanitary District.
8. Performed carbon change-out on July 24, 2003.
9. Renewed Oro Loma Sanitary District discharge permit.

WORK PROPOSED FOR NEXT QUARTER (Fourth – 2003):

1. Prepare and submit third quarter 2003 groundwater monitoring and remediation report.
2. Perform fourth quarter 2003 groundwater monitoring event.
3. Continue operation, maintenance and performance monitoring of GWET system.
4. Continue monthly payments to homeowners for not using domestic irrigation wells.
5. Continue homeowner quarterly monitoring result notification program.
6. Submit monthly flow data to Oro Loma Sanitary District.
7. Destroy homeowner domestic wells, if permissible.
8. Change sampling frequency of MW-9, MW-16 and MW-22 from quarterly to semiannually (March and September).

Current Phase of Project:	<u>GW monitoring/sampling/remediation</u>
Frequency of Groundwater Sampling:	<u>See Table 1</u>
Frequency of Groundwater Monitoring:	<u>See Table 1</u>
Is Free Product (FP) Present On-Site:	<u>No</u>
FP Recovered this Quarter	<u>None</u>
Current Remediation Techniques:	<u>GWET</u>

Approximate Depth to Groundwater:	9.47 (MW-14) to 12.13 (MW-5) feet		
Groundwater Gradient (direction):	West		
Groundwater Gradient (magnitude):	0.003 feet per foot		
Frequency of GWET System Lab Sampling:	Monthly		
Frequency of GWET System Field Monitoring:	Bi-weekly		
System Restart:	06/05/2000; 05/30/2003 due to utility outage		
Extraction Well:	E-1A		
Permits for Discharge:	Oro Loma Sanitary District Permit No. SDP-037 Expires 08/05/2004		
Gallons of Groundwater Treated and Discharge for this Quarter:	123,035		
Total Gallons of Groundwater Treated and Discharged to Date:	6,726,468		
Total Operation Hours to Date:	51,794		
Mass Removal (pounds):	Quarterly	Cumulative	
TPH-g:	0.01	7.24	
Benzene:	0.000	0.31	
MTBE:	0.03	2.63	
GWET System Samples Collection Dates and Effluent Results (µg/L)::	07/24/2003	08/28/2003	09/25/2003
TPH-g:	ND<50	ND<50	ND<50
Benzene:	ND<0.50	ND<0.50	ND<0.50
MTBE:	ND<2.5	ND<2.5	ND<2.5

DISCUSSION:

TPH-g was detected in three of the ten wells sampled this quarter at concentrations ranging from 59 µg/L (MW-8) and 220 µg/L (MW-25). Benzene was not detected in any of the wells sampled this quarter. MTBE was detected in six wells at concentrations ranging from 10 µg/L (MW-15) to 430 µg/L (MW-10). TAME was detected in five wells at concentrations ranging from 2.4 µg/L (E-1A) to 71 µg/L (MW-25).

Domestic irrigation wells 642H and 17372VM were sampled this quarter, and none of the constituents of concern were detected above their respective reporting limit. Domestic irrigation wells 17197VM and 17349VM were not sampled, as the wells have been abandoned. Domestic irrigation wells 17302VM and 17371VM were not sampled because the owners were not home to grant access and the wells are not operational. Domestic irrigation wells 634H, 675H, 17203VM, and 17348VE were not sampled because residents were not home to grant access to the wells or access was denied. The property owners are currently under no obligation to allow access to their domestic wells. URS has requested permission from the property owners to properly destroy the wells.

From July 24 to September 25, 2003, the system operated 81 percent of the time. On July 11, 2003, during a

scheduled maintenance visit, the system was found shutdown due to biofouling of the extraction pump. On July 24, the extraction pump was replaced, a carbon vessel change out was performed and the system was restarted. During this time period, a total of 123,035 gallons of groundwater were treated. Performance data and laboratory analytical data are listed in Tables 6 and 7.

ATTACHMENTS:

- Figure 1 – Groundwater Elevation Contour and Analytical Summary Map – September 15, 2003
- Figure 2 – Groundwater Extraction System Mass Removal Trend TPH-g and Benzene
- Figure 3 – Groundwater Extraction System Concentration Trend TPH-g and Benzene
- Figure 4 – Groundwater Extraction System Mass Removal Trend MTBE
- Figure 5 – Groundwater Extraction System Concentration Trend MTBE
- Table 1 – Groundwater Sampling Schedule
- Table 2 – Groundwater Analytical Data – Domestic Irrigation Wells
- Table 3 – Groundwater Elevation and Analytical Data – Groundwater Monitoring Wells
- Table 4 – Groundwater Flow Direction and Gradient
- Table 5 – Fuel Oxygenate Analytical Data
- Table 6 – Groundwater Extraction System Performance Data
- Table 7 – Treatment System Analytical Data
- Attachment A – Field Procedures and Field Data Sheets
- Attachment B – Laboratory Procedures, Certified Analytical Reports, and Chain-of-Custody Records
- Attachment C – Historical Groundwater Data Tables
- Attachment D – EDCC Report and EDF/Geowell Submittal Confirmation

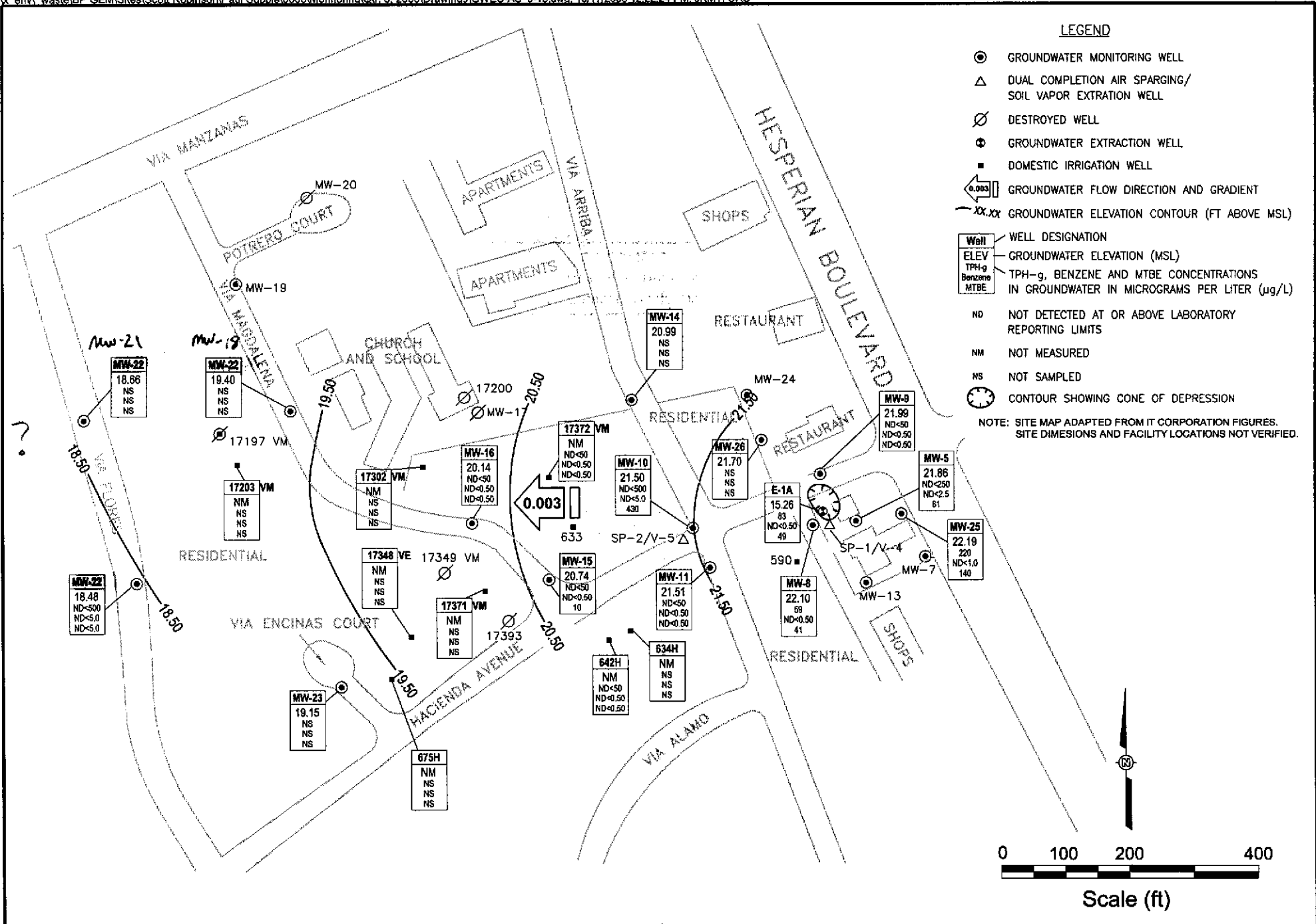


Figure 2
Groundwater Extraction System Mass Removal Trend
TPH-g and Benzene

ARCO Service Station #0608
 17601 Hesperian Boulevard at Hacienda Avenue
 San Lorenzo, California

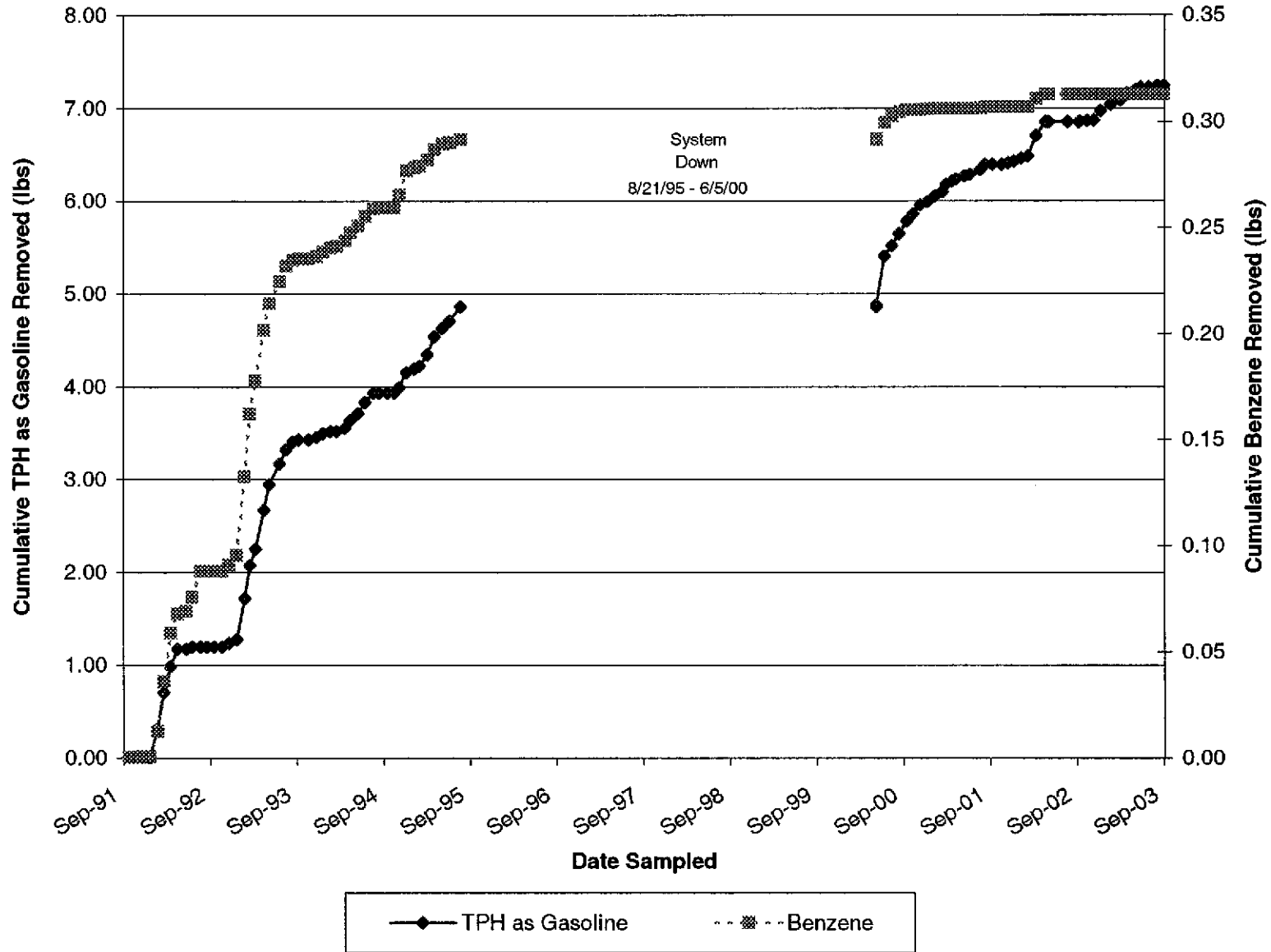


Figure 3
Groundwater Extraction System Concentration Trend
TPH-g and Benzene

ARCO Service Station #0608
 17601 Hesperian Boulevard at Hacienda Avenue
 San Lorenzo, California

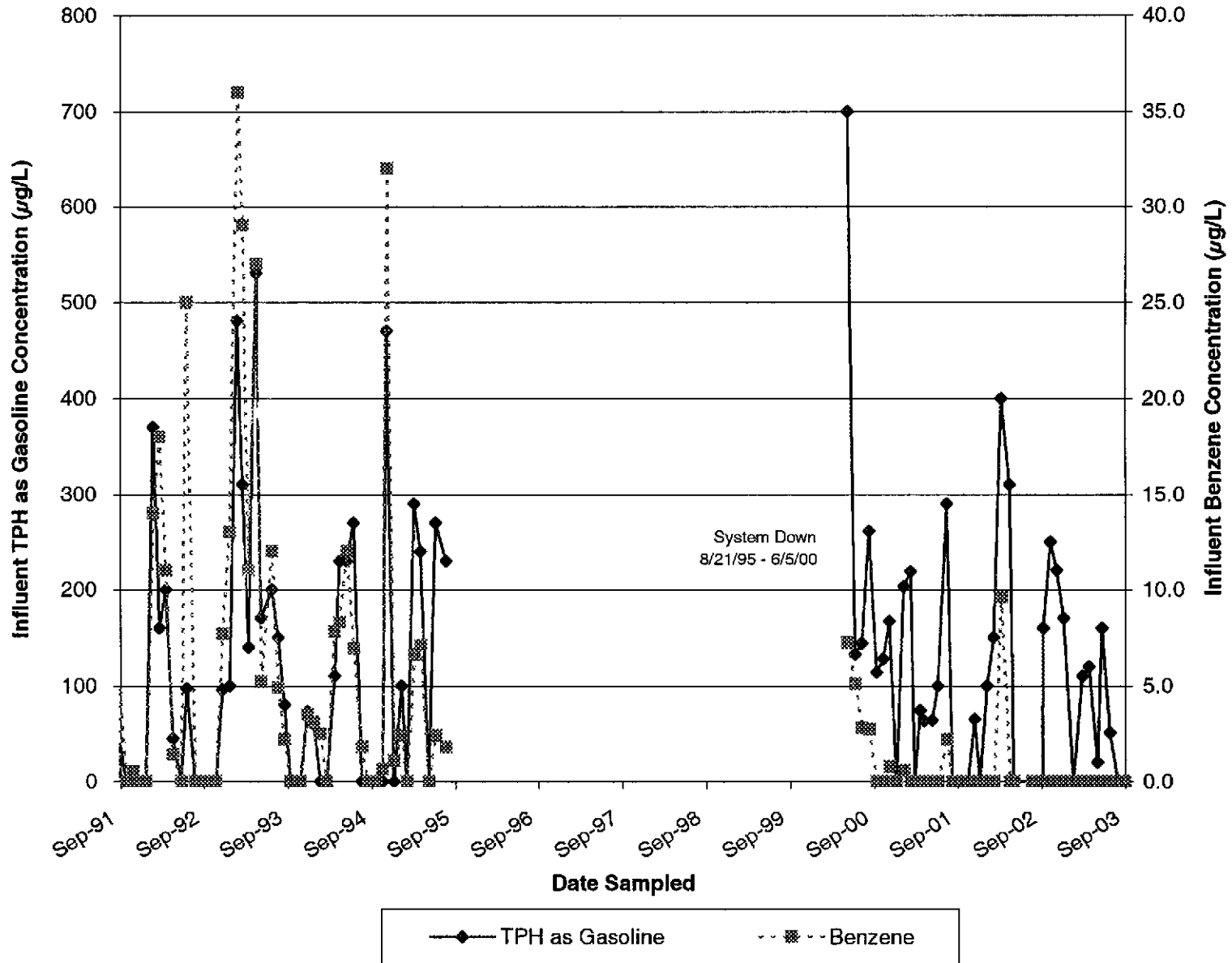


Figure 4
Groundwater Extraction System Mass Removal Trend
MtBE

ARCO Service Station #0608
17601 Hesperian Boulevard at Hacienda Avenue
San Lorenzo, California

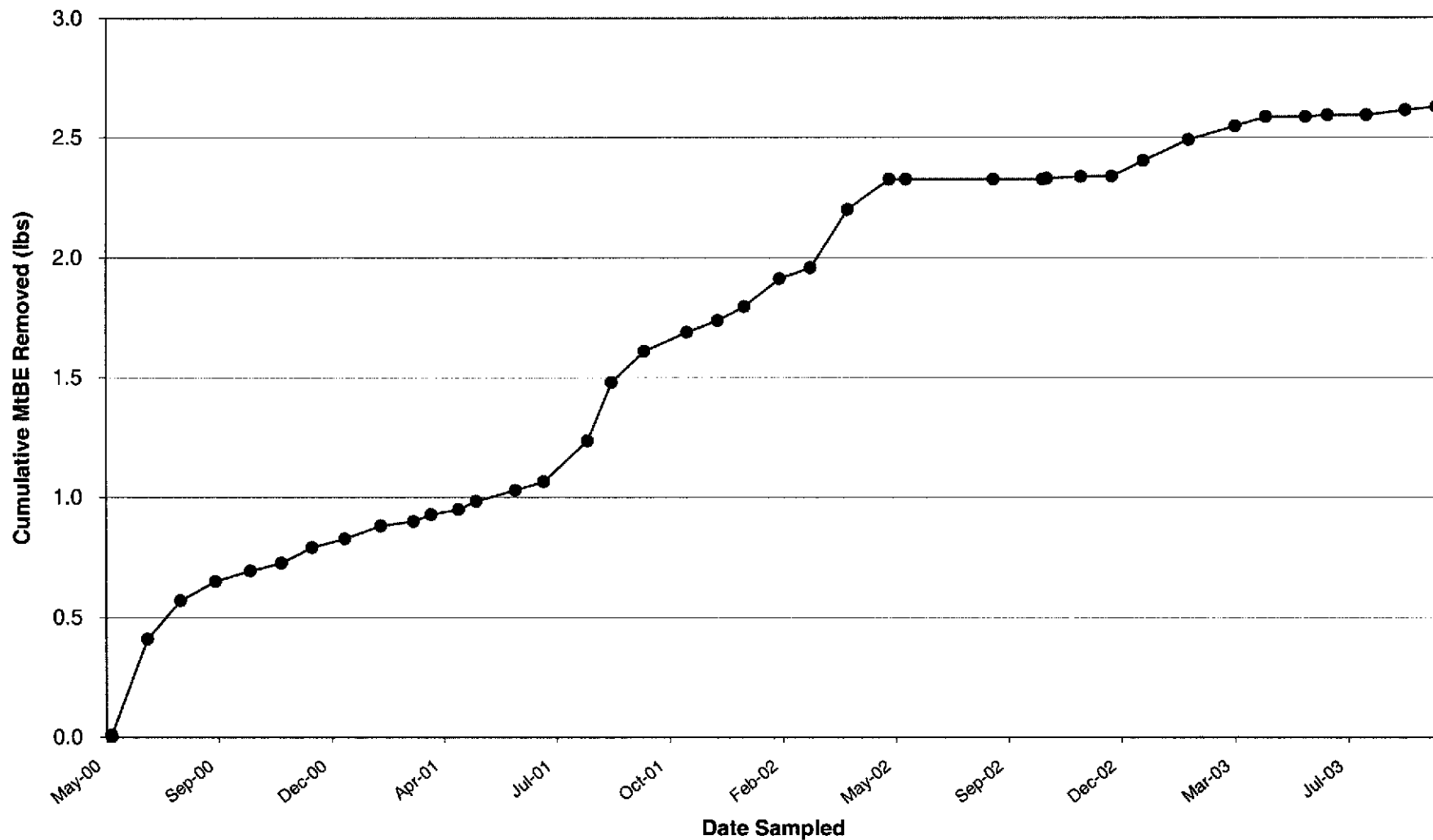


Figure 5
Groundwater Extraction System Concentration Trend
MtBE

ARCO Service Station #0608
17601 Hesperian Boulevard at Hacienda Avenue
San Lorenzo, California

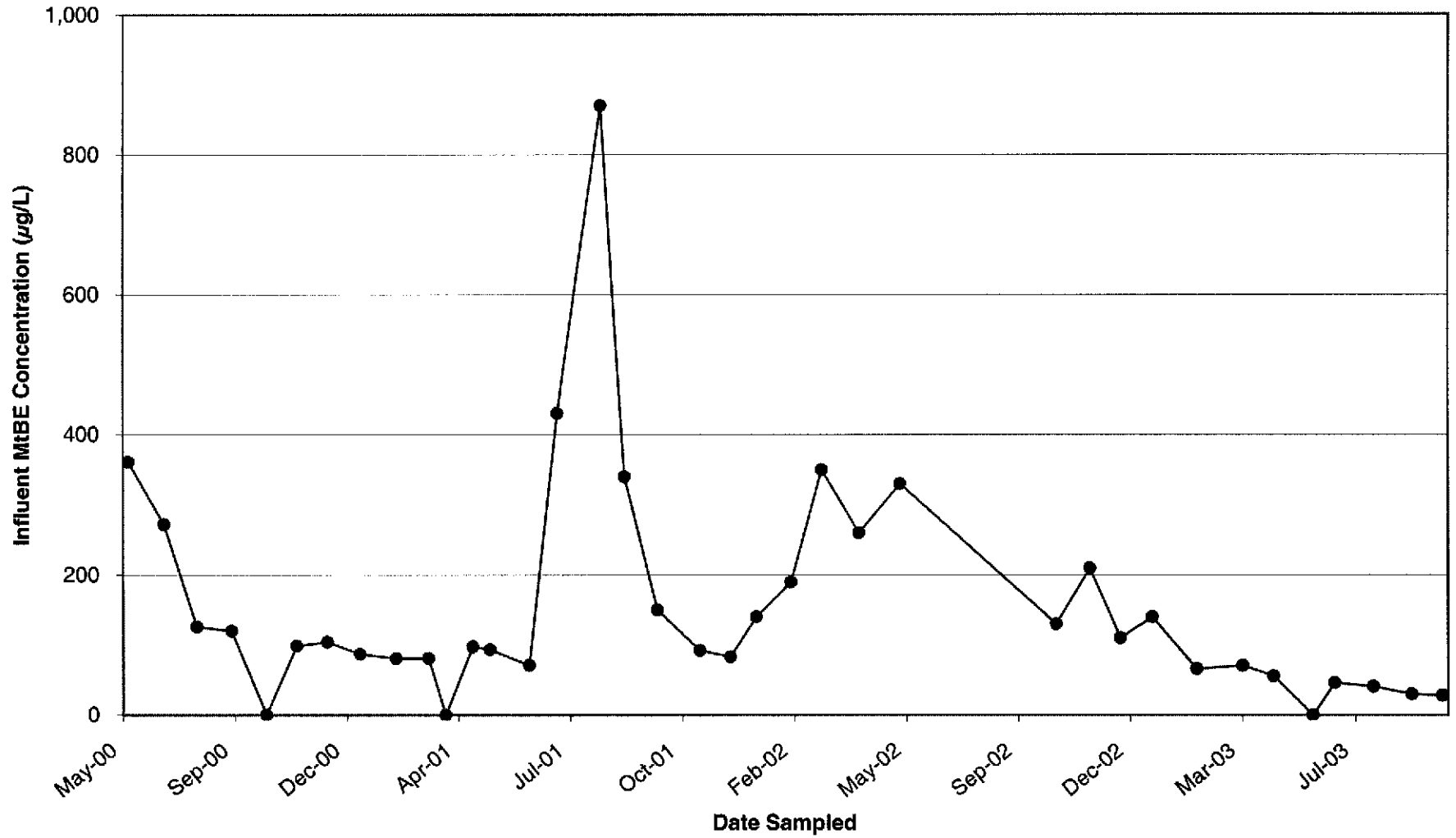


Table 1
Groundwater Sampling Schedule
 ARCO Service Station #0608
 17601 Hesperian Boulevard, San Lorenzo, California

Well Number	First Quarter	Second Quarter	Third Quarter	Fourth Quarter	Sampling Frequency
Groundwater Monitoring Wells					
MW-5	a	a	a	a	Quarterly
MW-7	-----Removed from Program-----				
MW-8	a	a	a	a	Quarterly
MW-9	a	a	a	a	Semiannually (March/September)
MW-10	a	a	a	a	Quarterly
MW-11	a	a	a	a	Quarterly
E-1A	a	a	a	a	Quarterly
MW-13	-----Removed from Program-----				
MW-14	a				Annually (March)
MW-15	a	a	a	a	Quarterly
MW-16	a	a	a	a	Semiannually (March/September)
MW-17	-----Destroyed-----				
MW-18	a				Annually (March)
MW-19	-----Removed from Program-----				
MW-20	-----Destroyed-----				
MW-21	a				Annually (March)
MW-22	a	a	a	a	Semiannually (March/September)
MW-23	a				Annually (March)
MW-24	-----Removed from Program-----				
MW-25	a	a	a	a	Quarterly
MW-26	a				Annually (March)

Table 1
Groundwater Sampling Schedule
 ARCO Service Station #0608
 17601 Hesperian Boulevard, San Lorenzo, California

Well Number	First Quarter	Second Quarter	Third Quarter	Fourth Quarter	Sampling Frequency
Domestic Irrigation Wells					
590H					-----Destroyed-----
633H					-----Destroyed-----
634H	a	a	a	a	Quarterly
642H	a	a	a	a	Quarterly
675H	a	a	a	a	Quarterly
17197 VM					-----Destroyed-----
17200 VM					-----Destroyed-----
17203 VM	a	a	a	a	Quarterly
17302 VM	a	a	a	a	Quarterly
17348 VE	a	a	a	a	Quarterly
17349 VM					-----Destroyed-----
17371 VM	a	a	a	a	Quarterly
17372 VM	a	a	a	a	Quarterly
17393 VM					-----Destroyed-----

a. Beginning first quarter 2003, samples analyzed for TPH-g, BTEX compounds, and MTBE by EPA Method 8260B. Fuel oxygenates were also added to the analyte list at this time.

Table 2
Groundwater Analytical Data - Domestic Irrigation Wells
 ARCO Service Station #0608
 17601 Hesperian Boulevard, San Lorenzo, California

Well Number	Date Sampled	TPH-g (µg/L)	Benzene (µg/L)	Toluene (µg/L)	Ethyl- benzene (µg/L)	Xylenes (µg/L)	MTBE (µg/L)
634 H	03/13/02	NS	NS	NS	NS	NS	NS
	06/28/02	NS	NS	NS	NS	NS	NS
	09/20/02	NS	NS	NS	NS	NS	NS
	12/30/02	NS	NS	NS	NS	NS	NS
	03/27/03	NS	NS	NS	NS	NS	NS
	06/30/03	NS	NS	NS	NS	NS	NS
	09/15/03	NS	NS	NS	NS	NS	NS
642 H	03/13/02	NS	NS	NS	NS	NS	NS
	06/28/02	ND<50	ND<0.50	ND<0.50	ND<0.50	ND<0.50	ND<2.5
	09/20/02	ND<50	ND<0.50	ND<0.50	ND<0.50	ND<0.50	ND<2.5
	12/30/02	ND<50	ND<0.50	ND<0.50	ND<0.50	ND<0.50	ND<2.5
	03/27/03	ND<50	ND<0.50	ND<0.50	ND<0.50	ND<0.50	ND<0.50
	06/30/03	NS	NS	NS	NS	NS	NS
	09/15/03	ND<50	ND<0.50	ND<0.50	ND<0.50	ND<0.50	ND<0.50
675 H	03/13/02	NS	NS	NS	NS	NS	NS
	06/28/02	NS	NS	NS	NS	NS	NS
	09/20/02	NS	NS	NS	NS	NS	NS
	12/30/02	NS	NS	NS	NS	NS	NS
	03/27/03	NS	NS	NS	NS	NS	NS
	06/30/03	NS	NS	NS	NS	NS	NS
	09/15/03	NS	NS	NS	NS	NS	NS
17197 VM	03/13/02	NS	NS	NS	NS	NS	NS
	06/28/02	NS	NS	NS	NS	NS	NS
	09/20/02	NS	NS	NS	NS	NS	NS
	12/30/02	NS	NS	NS	NS	NS	NS
	03/27/03	NS	NS	NS	NS	NS	NS
	06/30/03	NS	NS	NS	NS	NS	NS
	09/15/03	NS	NS	NS	NS	NS	NS

Table 2
Groundwater Analytical Data - Domestic Irrigation Wells
 ARCO Service Station #0608
 17601 Hesperian Boulevard, San Lorenzo, California

Well Number	Date Sampled	TPH-g (µg/L)	Benzene (µg/L)	Toluene (µg/L)	Ethyl-benzene (µg/L)	Xylenes (µg/L)	MTBE (µg/L)
17203 VM	03/13/02	NS	NS	NS	NS	NS	NS
	06/28/02	NS	NS	NS	NS	NS	NS
	09/20/02	NS	NS	NS	NS	NS	NS
	12/30/02	NS	NS	NS	NS	NS	NS
	03/27/03	NS	NS	NS	NS	NS	NS
	06/30/03	NS	NS	NS	NS	NS	NS
	09/15/03	NS	NS	NS	NS	NS	NS
17302 VM	03/13/02	NS	NS	NS	NS	NS	NS
	06/28/02	NS	NS	NS	NS	NS	NS
	09/20/02	NS	NS	NS	NS	NS	NS
	12/30/02	NS	NS	NS	NS	NS	NS
	03/27/03	NS	NS	NS	NS	NS	NS
	06/30/03	NS	NS	NS	NS	NS	NS
	09/15/03	NS	NS	NS	NS	NS	NS
17348 VE	03/13/02	NS	NS	NS	NS	NS	NS
	06/28/02	NS	NS	NS	NS	NS	NS
	09/20/02	NS	NS	NS	NS	NS	NS
	12/30/02	NS	NS	NS	NS	NS	NS
	03/27/03	NS	NS	NS	NS	NS	NS
	06/30/03	NS	NS	NS	NS	NS	NS
	09/15/03	NS	NS	NS	NS	NS	NS
17349 VM	03/13/02	ND<50	1	ND<0.50	ND<0.50	ND<0.50	49
	06/28/02	66	0.50	ND<0.50	ND<0.50	ND<0.50	45(47) ⁴
	09/20/02	NS	NS	NS	NS	NS	NS
	12/30/02	NS	NS	NS	NS	NS	NS
	03/27/03	NS	NS	NS	NS	NS	NS
	06/30/03	NS	NS	NS	NS	NS	NS
	09/15/03	NS	NS	NS	NS	NS	NS

Table 2
Groundwater Analytical Data - Domestic Irrigation Wells
 ARCO Service Station #0608
 17601 Hesperian Boulevard, San Lorenzo, California

Well Number	Date Sampled	TPH-g (µg/L)	Benzene (µg/L)	Toluene (µg/L)	Ethyl- benzene (µg/L)	Xylenes (µg/L)	MTBE (µg/L)
17371 VM	03/13/02	NS	NS	NS	NS	NS	NS
	06/28/02	NS	NS	NS	NS	NS	NS
	09/20/02	NS	NS	NS	NS	NS	NS
	12/30/02	NS	NS	NS	NS	NS	NS
	03/27/03	NS	NS	NS	NS	NS	NS
	06/30/03	NS	NS	NS	NS	NS	NS
	09/15/03	NS	NS	NS	NS	NS	NS
17372 VM	03/13/02	ND<50	ND<0.50	ND<0.50	ND<0.50	ND<0.50	ND<2.5
	06/28/02	ND<50	ND<0.50	ND<0.50	ND<0.50	ND<0.50	ND<2.5
	09/20/02	ND<50	ND<0.50	ND<0.50	ND<0.50	ND<0.50	ND<2.5
	12/30/02	ND<50	ND<0.50	ND<0.50	ND<0.50	ND<0.50	ND<2.5
	03/27/03	ND<50	ND<0.50	ND<0.50	ND<0.50	ND<0.50	ND<0.50
	06/30/03	NS	NS	NS	NS	NS	NS
	09/15/03	ND<50	ND<0.50	ND<0.50	ND<0.50	ND<0.50	ND<0.50

Table 2
Groundwater Analytical Data - Domestic Irrigation Wells
ARCO Service Station #0608
17601 Hesperian Boulevard, San Lorenzo, California

Note: Samples analyzed by EPA Method 8260B. Prior to March 27, 2003 samples analyzed for benzene, toluene, ethyl benzene, and total xylenes using EPA Method 8021B.

Tert-butyl alcohol (TBA), di-isopropyl ether (DIPE), ethyl tert-butyl (ETBE), and tert-amyl methyl ether (TAME) were not detected at or above the specified laboratory method detection limit in any of the groundwater samples analyzed.

TPH-g = Total petroleum hydrocarbons as gasoline analyzed.

MTBE = Methyl tertiary butyl ether

µg/L = Micrograms per liter

ND< = Not detected at or above specified laboratory method detection limit

a = MTBE confirmed by EPA Method 8260B

Source: The data within this table collected prior to June 2002 was provided to URS by Group Environmental Management Company and their previous consultants. URS has not verified the accuracy of this information.

Table 3
Groundwater Elevation and Analytical Data - Groundwater Monitoring Wells
 ARCO Service Station #0608
 17601 Hesperian Boulevard, San Lorenzo, California

Well Number	Date Sampled	Casing Elevation (feet, MSL)	Depth to Water (feet, TOC)	Groundwater Elevation (feet, MSL)	TPH-g (µg/L)	Benzene (µg/L)	Toluene (µg/L)	Ethyl-benzene (µg/L)	Xylenes (µg/L)	MTBE (µg/L)	
MW-5	03/13/02	33.99	11.46	22.53	530	ND<2.5	ND<2.5	ND<2.5	ND<2.5	230	
	06/28/02		11.75	22.24	180 ^b	ND<1.0	2.6	ND<1.0	1.2	230	
	09/20/02		12.15	21.84	ND<50	ND<0.50	ND<0.50	ND<0.50	ND<1.50	333	
	12/30/02		9.73	24.26	ND<50	ND<0.50	ND<0.50	ND<0.50	ND<0.50	ND<2.5	
	03/27/03		11.24	22.75	100	ND<0.50	ND<0.50	ND<0.50	ND<0.50	59	
	06/30/03		P	11.62	22.37	91	ND<0.50	ND<0.50	ND<0.50	ND<0.50	58
	09/15/03		P	12.13	21.86	ND<250	ND<2.5	ND<2.5	ND<2.5	ND<2.5	61
MW-8	03/13/02	32.79	10.30	22.49	500	ND<2.5	ND<2.5	ND<2.5	ND<2.5	1,100	
	06/28/02		10.30	22.49	150 ^b	ND<0.50	2.9	0.54	1.5	130	
	09/20/02		10.84	21.95	ND<50	ND<0.50	ND<0.50	ND<0.50	ND<1.50	273	
	12/30/02		8.31	24.48	ND<50	ND<0.50	ND<0.50	ND<0.50	ND<0.50	5.5	
	03/27/03		9.85	22.94	63	ND<0.50	ND<0.50	ND<0.50	ND<0.50	33	
	06/30/03		P	10.20	22.59	ND<50	ND<0.50	ND<0.50	ND<0.50	ND<0.50	15
	09/15/03		P	10.69	22.10	59	ND<0.50	ND<0.50	ND<0.50	ND<0.50	41
MW-9	03/13/02	32.11	9.49	22.62	ND<50	ND<0.50	ND<0.50	ND<0.50	ND<0.50	ND<2.5	
	06/28/02		9.78	22.33	ND<50	ND<0.50	ND<0.50	ND<0.50	ND<0.50	ND<2.5	
	09/20/02		10.29	21.82	ND<50	ND<0.50	ND<0.50	ND<0.50	ND<1.50	ND<0.500	
	12/30/02		7.60	24.51	ND<50	ND<0.50	ND<0.50	ND<0.50	ND<0.50	ND<2.5	
	03/27/03		9.14	22.97	ND<50	ND<0.50	ND<0.50	ND<0.50	ND<0.50	ND<0.50	
	06/30/03		9.64 ⁱ	22.47	-----Well Sampled Annually-----						
	09/15/03		10.12	21.99	ND<50	ND<0.50	ND<0.50	ND<0.50	ND<0.50	ND<0.50	ND<0.50
MW-10	03/13/02	31.67	9.68	21.99	680	ND<5.0	ND<5.0	ND<5.0	ND<5.0	570	
	06/28/02		9.84	21.83	820 ^b	ND<2.0	ND<2.0	ND<2.0	ND<2.0	1,200	
	09/20/02		10.37	21.30	194	ND<0.50	ND<0.50	ND<0.50	ND<1.50	575	
	12/30/02		7.70	23.97	ND<50	ND<0.50	ND<0.50	ND<0.50	ND<0.50	490	
	03/27/03		9.33	22.34	530	ND<5.0	ND<5.0	ND<5.0	ND<5.0	330	
	06/30/03		P	9.75	21.92	ND<1,000	ND<10	ND<10	ND<10	ND<10	750
	09/15/03		P	10.17	21.50	ND<500	ND<5.0	ND<5.0	ND<5.0	ND<5.0	430

Table 3
Groundwater Elevation and Analytical Data - Groundwater Monitoring Wells
 ARCO Service Station #0608
 17601 Hesperian Boulevard, San Lorenzo, California

Well Number	Date Sampled	Casing Elevation (feet, MSL)	Depth to Water (feet, TOC)	Groundwater Elevation (feet, MSL)	TPH-g (µg/L)	Benzene (µg/L)	Toluene (µg/L)	Ethyl-benzene (µg/L)	Xylenes (µg/L)	MTBE (µg/L)	
MW-11	03/13/02	32.54	10.38	22.16	ND<50	ND<0.50	ND<0.50	ND<0.50	ND<0.50	ND<2.5	
	06/28/02		10.74	21.80	ND<50	ND<0.50	ND<0.50	ND<0.50	ND<0.50	ND<2.5	
	09/20/02		11.27	21.27	ND<50	ND<0.50	ND<0.50	ND<0.50	ND<1.50	ND<0.500	
	12/30/02		8.73	23.81	ND<50	ND<0.50	ND<0.50	ND<0.50	ND<0.50	ND<2.5	
	03/27/03		10.25	22.29	ND<50	ND<0.50	ND<0.50	ND<0.50	ND<0.50	ND<0.50	
	06/30/03		P	10.65	21.89	ND<50	ND<0.50	ND<0.50	ND<0.50	ND<0.50	ND<0.50
	09/15/03		P	11.03	21.51	ND<50	ND<0.50	ND<0.50	ND<0.50	ND<0.50	ND<0.50
E-1A (MW-12)	03/13/02	33.06	21.75	11.31	200	ND<0.50	ND<0.50	ND<0.50	ND<0.50	310	
	06/28/02		11.22	21.84	260 ^b	ND<0.50	11	1.2	1.2	150	
	09/20/02		11.80	21.26	250	1.18	0.520	ND<0.5	ND<1.5	218	
	12/30/02		16.33	16.73	190 ^{c,e}	ND<1.2 ^e	ND<1.2 ^e	ND<1.2 ^e	ND<1.2 ^e	190 ^e	
	03/27/03		13.63 ^f	19.43	96	ND<0.50	ND<0.50	ND<0.50	ND<0.50	60	
	06/30/03		P	9.60 ^h	23.46	140	ND<0.50	ND<0.50	ND<0.50	ND<0.50	37
	09/15/03		P	17.80^g	15.26	83	ND<0.50	ND<0.50	ND<0.50	ND<0.50	49
MW-14	03/13/02	30.46	8.56	21.90	ND<50	ND<0.50	ND<0.50	ND<0.50	ND<0.50	ND<2.5	
	06/28/02		9.12	21.34	-----Well Sampled Annually-----						
	09/20/02		9.79	20.67	-----Well Sampled Annually-----						
	12/30/02		7.13	23.33	-----Well Sampled Annually-----						
	03/27/03		8.53	21.93	ND<50	ND<0.50	0.86	ND<0.50	ND<0.50	ND<0.50	
	06/30/03		9.05	21.41	-----Well Sampled Annually-----						
	09/15/03		9.47	20.99	-----Well Sampled Annually-----						
MW-15	03/13/02	31.41	10.03	21.38	ND<50	ND<0.50	ND<0.50	ND<0.50	ND<0.50	21	
	06/28/02		10.41	21.00	ND<50	ND<0.50	ND<0.50	ND<0.50	ND<0.50	8.7	
	09/20/02		11.00	20.41	ND<50	ND<0.50	ND<0.50	ND<0.50	ND<1.50	21.6	
	12/30/02		8.33	23.08	ND<50	ND<0.50	ND<0.50	ND<0.50	ND<0.50	67	
	03/27/03		9.83	21.58	ND<50	ND<0.50	ND<0.50	ND<0.50	ND<0.50	17	
	06/30/03		P	10.00	21.41	ND<50	ND<0.50	ND<0.50	ND<0.50	ND<0.50	12
	09/15/03		P	10.67	20.74	ND<50	ND<0.50	ND<0.50	ND<0.50	ND<0.50	10

Table 3
Groundwater Elevation and Analytical Data - Groundwater Monitoring Wells
 ARCO Service Station #0608
 17601 Hesperian Boulevard, San Lorenzo, California

Well Number	Date Sampled	Casing Elevation (feet, MSL)	Depth to Water (feet, TOC)	Groundwater Elevation (feet, MSL)	TPH-g (µg/L)	Benzene (µg/L)	Toluene (µg/L)	Ethyl-benzene (µg/L)	Xylenes (µg/L)	MTBE (µg/L)	
MW-16	03/13/02	31.39	10.51	20.88	ND<50	ND<0.50	ND<0.50	ND<0.50	ND<0.50	ND<2.5	
	06/28/02		10.96	20.43	ND<50	ND<0.50	ND<0.50	ND<0.50	ND<0.50	ND<2.5	
	09/20/02		10.47	20.92	ND<50	ND<0.50	ND<0.50	ND<0.50	ND<1.50	1.67	
	12/30/02		NM			Well not sampled - Car Parked on Well					
	03/27/03		10.28	21.11	ND<50	ND<0.50	ND<0.50	ND<0.50	ND<0.50	ND<0.50	ND<0.50
	06/30/03		10.87 ⁱ	20.52	-----Well Sampled Annually-----						
	09/15/03		11.25	20.14	ND<50	ND<0.50	ND<0.50	ND<0.50	ND<0.50	ND<0.50	ND<0.50
MW-18	03/13/02	29.70	9.46	20.24	ND<50	ND<0.50	ND<0.50	ND<0.50	ND<0.50	ND<2.5	
	06/28/02		10.05	19.65	-----Well Sampled Annually-----						
	09/20/02		10.67	19.03	-----Well Sampled Annually-----						
	12/30/02		7.98	21.72	-----Well Sampled Annually-----						
	03/27/03		9.18	20.52	ND<50	ND<0.50	ND<0.50	ND<0.50	ND<0.50	ND<0.50	
	06/30/03		9.68	20.02	-----Well Sampled Annually-----						
	09/15/03		10.30	19.40	-----Well Sampled Annually-----						
MW-21	03/13/02	28.72	9.40	19.32	ND<50	ND<0.50	ND<0.50	ND<0.50	ND<0.50	ND<5.0	
	06/28/02		9.80	18.92	-----Well Sampled Annually-----						
	09/20/02		10.27	18.45	-----Well Sampled Annually-----						
	12/30/02		7.70	21.02	-----Well Sampled Annually-----						
	03/27/03		9.05	19.67	ND<50	ND<0.50	ND<0.50	ND<0.50	ND<0.50	ND<0.50	
	06/30/03		9.48	19.24	-----Well Sampled Annually-----						
	09/15/03		10.06	18.66	-----Well Sampled Annually-----						
MW-22	03/13/02	29.29	9.86	19.43	ND<50	ND<0.50	ND<0.50	ND<0.50	ND<0.50	ND<2.5	
	06/28/02		10.65	18.64	ND<50	ND<0.50	ND<0.50	ND<0.50	ND<0.50	ND<2.5	
	09/20/02		11.05	18.24	ND<50	ND<0.50	ND<0.50	ND<0.50	ND<1.50	ND<0.500	
	12/30/02		8.28	21.01	ND<50	ND<0.50	ND<0.50	ND<0.50	ND<0.50	ND<2.5	
	03/27/03		9.85	19.44	ND<50	ND<0.50	ND<0.50	ND<0.50	ND<0.50	ND<0.50	
	06/30/03		10.20 ⁱ	19.09	-----Well Sampled Annually-----						
	09/15/03		10.81	18.48	ND<500	ND<5.0	ND<5.0	ND<5.0	ND<5.0	ND<5.0	ND<5.0

Table 3
Groundwater Elevation and Analytical Data - Groundwater Monitoring Wells
 ARCO Service Station #0608
 17601 Hesperian Boulevard, San Lorenzo, California

Well Number	Date Sampled	Casing Elevation (feet, MSL)	Depth to Water (feet, TOC)	Groundwater							
				Elevation (feet, MSL)	TPH-g (µg/L)	Benzene (µg/L)	Toluene (µg/L)	Ethyl-benzene (µg/L)	Xylenes (µg/L)	MTBE (µg/L)	
MW-23	03/13/02	30.99	11.01	19.98	ND<50	ND<0.50	ND<0.50	ND<0.50	ND<0.50	ND<2.5	
	06/28/02		11.59	19.40	-----Well Sampled Annually-----						
	09/20/02		12.00	18.99	-----Well Sampled Annually-----						
	12/30/02		9.42	21.57	-----Well Sampled Annually-----						
	03/27/03		11.00	19.99	ND<50	ND<0.50	ND<0.50	ND<0.50	ND<0.50	ND<0.50	
	06/30/03		11.47	19.52	-----Well Sampled Annually-----						
	09/15/03		11.84	19.15	-----Well Sampled Annually-----						
MW-25	03/13/02	33.81	10.99	22.82	ND<50	ND<0.50	ND<0.50	ND<0.50	ND<0.50	ND<2.5	
	06/28/02		11.26	22.55	ND<50	ND<0.50	ND<0.50	ND<0.50	ND<0.50	36	
	09/20/02		11.65	22.16	117	ND<0.50	ND<0.50	ND<0.50	ND<1.50	259	
	12/30/02		9.33	24.48	95 ^d	13	ND<0.50	ND<0.50	ND<0.50	98 ^f	
	03/27/03		10.82	22.99	150	ND<0.50	ND<0.50	ND<0.50	ND<0.50	90	
	06/30/03		P	11.20	22.61	ND<500	ND<5.0	ND<5.0	ND<5.0	ND<5.0	130
	09/15/03		P	11.62	22.19	220	ND<1.0	ND<1.0	ND<1.0	ND<1.0	140
MW-26	03/13/02	33.71	11.27	22.44	ND<50	ND<0.50	ND<0.50	ND<0.50	ND<0.50	ND<2.5	
	06/28/02		11.70	22.01	-----Well Sampled Annually-----						
	09/20/02		12.10	21.61	-----Well Sampled Annually-----						
	12/30/02		9.60	24.11	-----Well Sampled Annually-----						
	03/27/03		11.15	22.56	ND<50	ND<0.50	ND<0.50	ND<0.50	ND<0.50	ND<0.50	
	06/30/03		11.61	22.10	-----Well Sampled Annually-----						
	09/15/03		12.01	21.70	-----Well Sampled Annually-----						

Table 3
Groundwater Elevation and Analytical Data - Groundwater Monitoring Wells
 ARCO Service Station #0608
 17601 Hesperian Boulevard, San Lorenzo, California

<p>Note:</p> <p>TPH</p> <p>MTBE</p> <p>µg/L</p> <p>P</p> <p>NP</p> <p>MSL</p> <p>TOC</p> <p>ND<</p> <p>a</p> <p>b</p> <p>c</p> <p>d</p> <p>e</p> <p>f</p> <p>g</p> <p>h</p> <p>i</p> <p>Source:</p>	<p>Samples analyzed by EPA Method 8260B. Prior to March 27, 2003 TPH-g was analyzed by EPA Method 8015; benzene, toluene, ethyl benzene, total xylenes and MTBE were analyzed by EPA Method 8021B.</p> <p>= Total petroleum hydrocarbons as gasoline analyzed using EPA Method 8015, Modified</p> <p>= Methyl tertiary butyl ether</p> <p>= Micrograms per liter</p> <p>= Purged</p> <p>=Not Purged</p> <p>= Mean sea level</p> <p>= Top of casing</p> <p>= Not detected at or above specified laboratory method detection limit</p> <p>= Well elevation data obtained from Quarterly Groundwater Monitoring and Site Status Report, Fourth Quarter 1994</p> <p>= Chromatogram Pattern: Unidentified Hydrocarbons C6-C10</p> <p>= Hydrocarbon pattern is present in the requested fuel quantitation range but does not resemble the pattern of the requested fuel.</p> <p>= Chromatogram Pattern: C6-C10</p> <p>= This sample was analyzed beyond the EPA recommended holding time. The results may still be useful for their intended purpose.</p> <p>= The continuing calibration was outside the acceptance criteria. This should be considered in evaluating the result for its intended purpose</p> <p>= Groundwater extraction system pumping; inaccurate depth to water.</p> <p>= Groundwater extraction system not pumping.</p> <p>= Sampling frequency changed from quarterly to annually per recommendations in first quarter 2003 groundwater monitoring report.</p> <p>The data within this table collected prior to June 2002 was provided to URS by Group Environmental Management Company and their previous consultants. URS has not verified the accuracy of this information.</p>
--	---

Table 4
Groundwater Flow Direction and Gradient
ARCO Service Station #0608
17601 Hesperian Boulevard, San Lorenzo, California

Date Measured	Average Flow Direction	Average Hydraulic Gradient
06/28/02	West	0.003
09/20/02	West	0.002
12/30/02	West	0.003
03/27/03	West	0.002
06/30/03	West-Southwest	0.001
09/15/03	West	0.003

Table 5
Fuel Oxygenate Analytical Data
 ARCO Service Station #0608
 17601 Hesperian Boulevard, San Lorenzo, California

Well Number	Date Sampled	Ethanol (µg/L)	TBA (µg/L)	MTBE (µg/L)	DIPE (µg/L)	ETBE (µg/L)	TAME (µg/L)	1,2-DCA (µg/L)	EDB (µg/L)
MW-5	03/27/03	ND<100	24	59	ND<0.50	ND<0.50	2.2	NA	NA
	06/30/03	ND<100	22	58	ND<0.50	ND<0.50	2.1	ND<0.50	ND<0.50
	09/15/03	ND<500	ND<100	61	ND<2.5	ND<2.5	2.5	NA	NA
MW-8	03/27/03	ND<100	ND<20	33	ND<0.50	ND<0.50	0.53	NA	NA
	06/30/03	ND<100	ND<20	15	ND<0.50	ND<0.50	0.85	ND<0.50	ND<0.50
	09/15/03	ND<100	ND<20	41	ND<0.50	ND<0.50	5.3	NA	NA
MW-9	03/27/03	ND<100	ND<20	ND<0.50	ND<0.50	ND<0.50	ND<0.50	NA	NA
	09/15/03	ND<100	ND<20	ND<0.50	ND<0.50	ND<0.50	ND<0.50	ND<0.50	ND<0.50
MW-10	03/27/03	ND<1,000	ND<200	330	ND<5.0	ND<5.0	15	NA	NA
	06/30/03	ND<2,000	ND<400	750	ND<10	ND<10	28	ND<10	ND<10
	09/15/03	ND<1,000	ND<200	430	ND<5.0	ND<5.0	15	ND<5.0	ND<5.0
MW-11	03/27/03	ND<100	ND<20	ND<0.50	ND<0.50	ND<0.50	ND<0.50	NA	NA
	06/30/03	ND<100	ND<20	ND<0.50	ND<0.50	ND<0.50	ND<0.50	ND<0.50	ND<0.50
	09/15/03	ND<100	ND<20	ND<0.50	ND<0.50	ND<0.50	ND<0.50	ND<0.50	ND<0.50
E-1A ¹	03/27/03	ND<100	ND<20	60	ND<0.50	ND<0.50	2.3	NA	NA
	06/30/03	ND<100	ND<20	37	ND<0.50	ND<0.50	1.6	ND<0.50	ND<0.50
	09/15/03	ND<100	ND<20	49	ND<0.50	ND<0.50	2.4	ND<0.50	ND<0.50
MW-14	03/27/03	ND<100	ND<20	ND<0.50	ND<0.50	ND<0.50	ND<0.50	NA	NA
MW-15	03/27/03	ND<100	ND<20	17	ND<0.50	ND<0.50	ND<0.50	NA	NA
	06/30/03	ND<100	ND<20	12	ND<0.50	ND<0.50	ND<0.50	ND<0.50	ND<0.50
	09/15/03	ND<100	ND<20	10	ND<0.50	ND<0.50	ND<0.50	ND<0.50	ND<0.50
MW-16	03/27/03	ND<100	ND<20	ND<0.50	ND<0.50	ND<0.50	ND<0.50	NA	NA
	09/15/03	ND<100	ND<20	ND<0.50	ND<0.50	ND<0.50	ND<0.50	ND<0.50	ND<0.50
MW-18	03/27/03	ND<100	ND<20	ND<0.50	ND<0.50	ND<0.50	ND<0.50	NA	NA

Table 5
Fuel Oxygenate Analytical Data
 ARCO Service Station #0608
 17601 Hesperian Boulevard, San Lorenzo, California

Well Number	Date Sampled	Ethanol (µg/L)	TBA (µg/L)	MTBE (µg/L)	DIPE (µg/L)	ETBE (µg/L)	TAME (µg/L)	1,2-DCA (µg/L)	EDB (µg/L)
MW-21	03/27/03	ND<100	ND<20	ND<0.50	ND<0.50	ND<0.50	ND<0.50	NA	NA
MW-22	03/27/03 09/15/03	ND<100 ND<1,000	ND<20 ND<200	ND<0.50 ND<5.0	ND<0.50 ND<5.0	ND<0.50 ND<5.0	ND<0.50 ND<5.0	NA ND<5.0	NA ND<5.0
MW-23	03/27/03	ND<100	ND<20	ND<0.50	ND<0.50	ND<0.50	ND<0.50	NA	NA
MW-25	03/27/03 06/30/03 09/15/03	ND<100 ND<1,000 ND<200	ND<20 ND<200 ND<40	90 130 140	ND<0.50 ND<5.0 ND<1.0	ND<0.50 ND<5.0 ND<1.0	40 81 71	NA ND<5.0 ND<1.0	NA ND<5.0 ND<1.0
MW-26	03/27/03	ND<100	ND<20	ND<0.50	ND<0.50	ND<0.50	ND<0.50	NA	NA
642 H	03/27/03 09/15/03	ND<100 ND<100	ND<20 ND<20	ND<0.50 ND<0.50	ND<0.50 ND<0.50	ND<0.50 ND<0.50	ND<0.50 ND<0.50	NA ND<0.50	NA ND<0.50
17372 VM	03/27/03 09/15/03	ND<100 ND<100	ND<20 ND<20	ND<0.50 ND<0.50	ND<0.50 ND<0.50	ND<0.50 ND<0.50	ND<0.50 ND<0.50	NA ND<0.50	NA ND<0.50

Note:

All fuel oxygenate compounds analyzed using EPA Method 8260B

Abbreviations:

- TBA = tert-Butyl alcohol
- MTBE = Methyl tert-butyl ether
- DIPE = Di-isopropyl ether
- ETBE = Ethyl tert butyl ether
- TAME = tert-Amyl methyl ether
- 1,2-DCA = 1,2-Dichloroethane
- EDB = 1,2-Dibromoethane
- NA = Not analyzed
- ND< = Not detected above laboratory reporting limits.
- mg/L = micrograms per liter
- 1 = Previously named MW-12

Table 6
Groundwater Extraction System Performance Data
 ARCO Service Station #0608
 17601 Hesperian Boulevard at Hacienda Avenue
 San Lorenzo, California

Influent Sample Date	Hour Meter Reading (hours)	System Down Time (%)	Volume Reading (gallons)	Net Volume (gallons)	Average Flow (gpm)	TPH-g			Benzene			MIBE			Primary MIBE Carbon Loading (%)
						Influent Concentration ($\mu\text{g/L}$)	Net Removed (pounds)	Removed To Date (pounds)	Influent Concentration ($\mu\text{g/L}$)	Net Removed (pounds)	Removed To Date (pounds)	Influent Concentration ($\mu\text{g/L}$)	Net Removed (pounds)	Removed To Date (pounds)	
09/25/91	0	N/A	0	0	0.0	ND	N/A	0.00	N/A	0.000	0.00	N/A	N/A	N/A	0.0
09/26/91	N/A	N/A	1,144	1,144	N/A	38	0.00	0.00	4.8	0.000	0.00	N/A	N/A	N/A	0.0
10/22/91	26	96	12,844	11,700	7.6	ND	N/A	0.00	ND	0.000	0.00	N/A	N/A	N/A	0.0
11/22/91	77	93	52,532	39,688	13.0	ND	N/A	0.00	0.52	0.000	0.00	N/A	N/A	N/A	0.0
12/19/91	322	62	122,540	70,008	4.8	ND	N/A	0.00	ND	0.000	0.00	N/A	N/A	N/A	0.0
01/16/92	994	0	283,289	160,749	4.0	ND	N/A	0.00	ND	0.000	0.00	N/A	N/A	N/A	0.0
02/19/92	1,809	0	485,200	201,911	4.1	370	0.31	0.31	14	0.012	0.01	N/A	N/A	N/A	0.4
03/17/92	2,462	0	662,847	177,647	4.5	160	0.39	0.70	18	0.024	0.04	N/A	N/A	N/A	0.9
04/15/92	3,150	1	851,100	188,253	4.6	200	0.28	0.99	11	0.023	0.06	N/A	N/A	N/A	1.2
05/14/92	3,849	0	1,030,086	178,986	4.3	45	0.18	1.17	1.4	0.009	0.07	N/A	N/A	N/A	1.5
06/19/92	4,712	0	1,229,960	199,874	3.9	ND	N/A	1.17	ND	0.001	0.07	N/A	N/A	N/A	1.5
07/14/92	5,001	52	1,291,201	61,241	3.5	97	0.02	1.19	25.0	0.006	0.08	N/A	N/A	N/A	1.5
08/18/92	N/A	N/A	1,410,018	118,817	N/A	ND	N/A	1.19	ND	0.012	0.09	N/A	N/A	N/A	1.5
09/15/92	6,298	N/A	1,535,640	125,622	3.1	ND	N/A	1.19	ND	0.000	0.09	N/A	N/A	N/A	1.5
10/16/92	7,012	4	1,651,623	115,983	2.7	ND	N/A	1.19	ND	0.000	0.09	N/A	N/A	N/A	1.5
11/18/92	7,809	0	1,768,076	116,453	2.4	ND	N/A	1.19	ND	0.000	0.09	N/A	N/A	N/A	1.5
12/17/92	8,502	0	1,864,300	96,224	2.3	96	0.04	1.23	7.7	0.003	0.09	N/A	N/A	N/A	1.6
01/18/93	8,798	61	1,915,165	50,865	2.9	100	0.04	1.27	13	0.004	0.10	N/A	N/A	N/A	1.6
02/22/93	9,607	0	2,096,930	181,765	3.7	480	0.44	1.71	36	0.037	0.13	N/A	N/A	N/A	2.1
03/15/93	10,113	0	2,205,833	108,903	3.6	310	0.36	2.07	29	0.030	0.16	N/A	N/A	N/A	2.6
04/09/93	10,517	33	2,298,770	92,937	3.8	140	0.17	2.25	11	0.015	0.18	N/A	N/A	N/A	2.8
05/13/93	11,211	15	2,449,160	150,390	3.6	530	0.42	2.67	27	0.024	0.20	N/A	N/A	N/A	3.3
06/04/93	11,734	1	2,543,500	94,340	3.0	170	0.28	2.94	5.2	0.013	0.21	N/A	N/A	N/A	3.7
07/20/93	12,573	24	2,689,697	146,197	2.9	200	0.23	3.17	12	0.010	0.22	N/A	N/A	N/A	4.0
08/16/93	13,219	0	2,791,366	101,669	2.6	150	0.15	3.32	4.9	0.007	0.23	N/A	N/A	N/A	4.1
09/13/93	13,888	0	2,884,736	93,370	2.3	80	0.09	3.41	2.2	0.003	0.23	N/A	N/A	N/A	4.3
10/08/93	14,485	1	2,951,737	67,001	1.9	ND	0.02	3.43	ND	0.001	0.24	N/A	N/A	N/A	4.3
11/19/93	15,494	0	3,036,032	84,295	1.4	ND	0.00	3.43	ND	0.000	0.24	N/A	N/A	N/A	4.3
12/21/93	16,260	0	3,113,565	77,533	1.7	73	0.02	3.45	3.5	0.001	0.24	N/A	N/A	N/A	4.3
01/18/94	16,939	0	3,190,900	77,335	1.9	60	0.04	3.49	3.1	0.002	0.24	N/A	N/A	N/A	4.4
02/17/94	17,658	0	3,273,720	82,820	1.9	ND	0.02	3.51	2.5	0.002	0.24	N/A	N/A	N/A	4.4
03/15/94	18,235	7	3,344,249	70,529	2.0	ND	0.00	3.51	ND	0.001	0.24	N/A	N/A	N/A	4.4
04/21/94	18,849	31	3,418,537	74,288	2.0	110	0.03	3.55	7.8	0.002	0.24	N/A	N/A	N/A	4.4
05/13/94	19,351	5	3,478,910	60,373	2.0	230	0.09	3.63	8.3	0.004	0.25	N/A	N/A	N/A	4.5

Table 6
Groundwater Extraction System Performance Data
 ARCO Service Station #0608
 17601 Hesperian Boulevard at Hacienda Avenue
 San Lorenzo, California

Influent Sample Date	Hour Meter Reading (hours)	System Down Time (%)	Volume Reading (gallons)	Net Volume (gallons)	Average Flow (gpm)	TPH-g			Benzene			MtBE			Primary MtBE Carbon Loading (%)
						Influent Concentration (µg/L)	Net Removed (pounds)	Removed To Date (pounds)	Influent Concentration (µg/L)	Net Removed (pounds)	Removed To Date (pounds)	Influent Concentration (µg/L)	Net Removed (pounds)	Removed To Date (pounds)	
06/14/94	19,680	57	3,518,608 a	39,698	2.0	230	0.08	3.71	12	0.003	0.25	N/A	N/A	N/A	4.6
07/14/94	20,145	35	3,574,408 b	55,800	2.0	270	0.12	3.83	6.9	0.004	0.26	N/A	N/A	N/A	4.8
08/17/94	20,920	5	51,260 c	91,580 c	2.0	ND	0.10	3.93	1.8	0.003	0.26	N/A	N/A	N/A	4.9
09/12/94	21,549	0	120,910	69,650	1.8	ND	0.00	3.93	ND	0.001	0.26	N/A	N/A	N/A	4.9
10/18/94	22,408	1	211,880	90,970	1.8	ND	0.00	3.93	ND	0.000	0.26	N/A	N/A	N/A	4.9
11/15/94	23,080	0	280,840	68,960	1.7	ND	0.00	3.93	0.66	0.000	0.26	N/A	N/A	N/A	4.9
12/05/94	23,489	15	325,830	44,990	1.8	470	0.09	3.99	32	0.006	0.27	N/A	N/A	N/A	5.0
01/04/95	24,205	1	408,740	82,910	1.9	ND	0.16	4.15	1.1	0.011	0.28	N/A	N/A	N/A	5.2
02/06/95	24,926	9	499,690	90,950	2.1	100	0.04	4.19	2.4	0.001	0.28	N/A	N/A	N/A	5.2
03/02/95	25,465	6	569,180	69,490	2.1	ND	0.03	4.22	ND	0.001	0.28	N/A	N/A	N/A	5.3
04/04/95	26,253	1	672,510	103,330	2.2	290	0.12	4.34	6.6	0.003	0.28	N/A	N/A	N/A	5.4
05/02/95	26,924	0	760,350	87,840	2.2	240	0.19	4.54	7.1	0.005	0.29	N/A	N/A	N/A	5.7
06/05/95	27,721	2	848,810	88,460	1.9	ND	0.09	4.62	ND	0.003	0.29	N/A	N/A	N/A	5.8 f
07/06/95	28,464	0	921,260	72,450	1.6	270	0.08	4.71	2.4	0.001	0.29	N/A	N/A	N/A	N/A g
08/21/95 d	29,568	0	993,320	72,060	1.1	230	0.15	4.86	1.8	0.001	0.29	N/A	N/A	N/A	N/A g
06/05/00 e	29,592	N/A	976,600	N/A	N/A	700	N/A	4.86	7.2	N/A	0.29	361	N/A	0.00	N/A g
06/05/00	29,593	0	979,800	3,200	2.1	700	0.02	4.88	7.2	0.000	0.29	361	0.01	0.01	N/A g
07/08/00	30,352	4	1,131,560	151,760	3.3	133	0.53	5.40	5.1	0.008	0.30	272	0.40	0.41	N/A g
08/07/00	30,955	16	1,228,240	96,680	2.7	144	0.11	5.51	2.8	0.003	0.30	126	0.16	0.57	N/A g
09/08/00	31,528	25	1,306,300	78,060	2.3	261	0.13	5.65	2.7	0.002	0.30	120	0.08	0.65	N/A g
10/10/00	32,230	9	1,393,820	87,520	2.1	114	0.14	5.78	ND	0.001	0.31	ND	0.04	0.69	N/A g
11/07/00	32,880	3	1,472,930	79,110	2.0	128	0.08	5.86	ND	0.000	0.31	98.6	0.03	0.73	N/A g
12/05/00	33,516	5	1,548,840	75,910	2.0	167	0.09	5.96	0.775	0.000	0.31	104	0.06	0.79	N/A g
01/04/01	33,924	43	1,595,340	46,500	1.9	ND	0.03	5.99	ND	0.000	0.31	86.8	0.04	0.83	N/A g
02/06/01	34,556	20	1,672,330	76,990	2.0	203	0.07	6.05	0.572	0.000	0.31	80.5	0.05	0.88	N/A g
03/08/01	34,776	70	1,698,860	26,530	2.0	219	0.05	6.10	ND	0.000	0.31	81.0	0.02	0.90	N/A g
03/24/01	35,088	19	1,741,170	42,310	2.3	NS †	0.07	6.17	NS †	0.000	0.31	NS †	0.03	0.93	N/A g
04/18/01	35,335	59	1,770,860	29,690	2.0	74.5	0.04	6.21	ND	0.000	0.31	97.5	0.02	0.95	N/A g
05/04/01	35,716	0	1,812,690	41,830	1.8	63.3	0.02	6.23	ND	0.000	0.31	93.2	0.03	0.98	N/A g
06/09/01	36,345	27	1,879,710	67,020	1.8	64	0.04	6.27	ND	0.000	0.31	71	0.05	1.03	N/A g
07/05/01 h	36,469	80	1,897,180	17,470	2.3	100	0.01	6.28	ND	0.000	0.31	430	0.04	1.07	N/A g
08/14/01 h	36,822	63	1,928,510	31,330	1.5	290	0.05	6.33	2.2	0.000	0.31	870	0.17	1.24	N/A g
09/05/01	37,219	25	1,977,050	48,540	2.0	ND(100)	0.06	6.39	ND(1.0)	0.000	0.31	340	0.24	1.48	N/A g
10/05/01	37,932	0	2,040,960	63,900	1.5	ND	0.00	6.39	ND	0.000	0.31	150	0.13	1.61	N/A g

Table 6
Groundwater Extraction System Performance Data
 ARCO Service Station #0608
 17601 Hesperian Boulevard at Hacienda Avenue
 San Lorenzo, California

Influent Sample Date	Hour Meter Reading (hours)	System Down Time (%)	Volume Reading (gallons)	Net Volume (gallons)	Average Flow (gpm)	TPH-g			Benzene			MtBE			Primary Carbon Loading (%)
						Influent Concentration (µg/L)	Net Removed (pounds)	Removed To Date (pounds)	Influent Concentration (µg/L)	Net Removed (pounds)	Removed To Date (pounds)	Influent Concentration (µg/L)	Net Removed (pounds)	Removed To Date (pounds)	
11/13/01	38,820	0	2,119,670	78,720	1.5	ND	0.00	6.39	ND	0.000	0.31	92	0.08	1.69	N/A g
12/11/01	39,496	0	2,186,530	66,860	1.6	65	0.02	6.41	ND	0.000	0.31	83	0.05	1.74	N/A g
01/04/02	40,063	0	2,248,700	62,170	1.8	ND(50)	0.02	6.43	ND	0.000	0.31	140	0.06	1.80	N/A g
02/05/02	40,830	0	2,333,090	84,390	1.8	100	0.04	6.46	ND	0.000	0.31	190	0.12	1.91	N/A g
03/05/02	40,968	79	2,353,460	20,370	2.5	150	0.02	6.48	ND(1.2)	0.000	0.31	350	0.05	1.96	N/A g
04/08/02	41,735	6	2,448,360	94,900	2.1	400	0.22	6.70	9.6	0.004	0.31	260	0.24	2.20	N/A g
05/16/02	42,642	1	2,499,320	50,960	0.9	310	0.15	6.85	ND(1.0)	0.002	0.31	330	0.13	2.33	N/A g
06/31/02	42,832	47	2,503,380	4,060	0.4	NS	0.00	6.85	NS	0.000	0.31	NS	0.00	2.33	N/A g
08/19/02	44,925	i	2,520,289	16,909	0.1	NS	0.00	6.85	NS	0.000	0.31	NS	0.00	2.33	N/A g
10/03/02	44,956	i	2,520,582	293	0.2	NS	0.00	6.85	NS	0.000	0.31	NS	0.00	2.33	N/A g
10/07/02	44,956	i	2,522,394	1,812	N/A	160	0.00	6.86	ND(1.0)	0.000	0.31	130	0.00	2.33	N/A g
11/07/02	0	j	2,527,925	5,531	N/A	250	0.01	6.86	ND(1.0)	0.000	0.31	210	0.01	2.34	N/A g
12/05/02	479	29	2,528,113	188	0.0	220	0.00	6.86	ND(1.0)	0.000	0.31	110	0.00	2.34	N/A g
01/03/03	1,174	0	2,591,359	63,246	1.5	170	0.10	6.97	ND(1.0)	0.000	0.31	140	0.07	2.40	N/A g
02/13/03	2,156	0	2,692,710	101,351	1.72	ND(250)	0.07	7.04	ND(2.5)	0.000	0.31	66	0.09	2.49	N/A g
03/27/03	3,165	0	2,790,668	97,958	1.62	110	0.04	7.08	ND(0.50)	0.000	0.31	71	0.06	2.55	N/A g
04/24/03	4,172	0	2,865,050	74,382	1.23	120	0.07	7.16	ND(0.50)	0.000	0.31	56	0.04	2.59	N/A g
05/30/03	4,459	67	2,931,190	66,140	3.83	20	0.04	7.19	ND(5.0)	0.000	0.31	ND(50)	0.00	2.59	N/A g
06/19/03	4,940	0	2,971,985	40,795	1.41	160	0.03	7.22	ND(5.0)	0.000	0.31	46	0.01	2.59	N/A g
07/24/03	5,331	53	2,972,362	377	0.02	51	0.00	7.23	ND(0.50)	0.000	0.31	41	0.00	2.59	N/A g
08/28/03	6,165	0	3,040,900	68,538	1.37	ND(50)	0.01	7.24	ND(0.50)	0.000	0.31	30	0.02	2.61	N/A g
09/25/03	6,838	0	3,095,020	54,120	1.34	ND(50)	0.00	7.24	ND(0.50)	0.000	0.31	28	0.01	2.63	N/A g
REPORTING PERIOD:		06/19/03 to 9/25/03													
TOTAL GALLONS EXTRACTED:		6,726,468													
PERIOD GALLONS EXTRACTED:		123,035													
TOTAL POUNDS REMOVED:													7.24	0.31	2.63
TOTAL GALLONS REMOVED:													1.19	0.04	0.42
AVERAGE PERIOD FLOW RATE (gpm):		0.91													
PERIOD PERCENT OPERATIONAL:		81%													
PERIOD POUNDS REMOVED:													0.01	0.000	0.03
PERIOD GALLONS REMOVED:													0.00	0.000	0.01

Table 6
Groundwater Extraction System Performance Data
 ARCO Service Station #0608
 17601 Hesperian Boulevard at Hacienda Avenue
 San Lorenzo, California

TPH-g = Total purgeable petroleum hydrocarbons as gasoline gpm = Gallons per minute µg/L = Micrograms per liter N/A = Not available or not applicable ND = Not detected above detection limit NS = Not sampled † = Assume same concentration as prior sampling event Densities: Gasoline = 6.1 lbs/gallon; Benzene = 7.34 lbs/gallon; MTBE = 6.18 lbs/gallon (MTBE not quantified prior to 6/5/00)	a. Totalizer broken; volume estimated from hourmeter and flow rate. b. Volume estimated from hourmeter and instantaneous flow rate. c. Sewer totalizer replaced July 28, 1994; volume discharged estimated between July 14 and 28, 1994 at 2.0 gpm. d. GWE system temporarily shut down August 21, 1995. e. GWE system restarted June 5, 2000. f. Prior to June 5, 2000 primary carbon loading for benzene estimated using isotherm of 8 percent by weight. g. Cannot predict Primary carbon MtBE loading because MtBE wasn't tracked prior to 6/5/00. h. System down during construction to main sewer line from approx. 6/25/01; restarted 8/14/01. i. Hour meter reading not functioning. j. Hour meter replaced.
Equations: Net Dissolved Concentration Removed [pounds] = Average influent concentration, [µg/L] x net volume (gallon) x conversion factor [µg to kg] x conversion factor [L to pounds]; (Net dissolved concentration removed is calculated by averaging influent concentration)	
Note: The data within this table collected prior to May 2002 was provided to URS by Group Environmental Management Company and their previous consultants. URS has not verified the accuracy of this information.	

Table 7
Treatment System Analytical Data
 ARCO Service Station #0608
 17601 Hesperian Boulevard at Hacienda Avenue
 San Lorenzo, California

Date Sampled	TPH-g (µg/L)	Benzene (µg/L)	Toluene (µg/L)	Ethyl-benzene (µg/L)	Xylenes (µg/L)	MtBE (µg/L)	COD (mg/L)	TSS (mg/L)	pH (units)	DO (mg/L)
INFL (influent to primary carbon)										
09/26/91	38	4.8	0.6	1.6	1.1	NS	NS	NS	NA	NA
10/22/91	ND<30	ND<0.3	ND<0.3	ND<0.3	ND<0.3	NS	NS	NS	NA	NA
11/22/91	ND<30	0.5	ND<0.3	ND<0.3	ND<0.3	NS	NS	NS	NA	NA
12/19/91	ND<30	ND<0.3	ND<0.3	ND<0.3	ND<0.3	NS	NS	NS	NA	NA
01/16/91	ND<30	ND<0.3	ND<0.3	ND<0.3	ND<0.3	NS	NS	NS	NA	NA
02/19/92	370	14	0.34	14	2.4	NS	NS	NS	NA	NA
03/17/92	160	18	0.32	0.56	1.6	NS	NS	NS	NA	NA
04/15/92	200	11	ND<0.3	7.3	0.77	NS	NS	NS	NA	NA
05/14/92	45	1.4	ND<0.3	ND<0.3	ND<0.3	NS	NS	NS	NA	NA
06/19/92	ND<30	ND<0.3	ND<0.3	ND<0.3	ND<0.3	NS	NS	NS	NA	NA
07/14/92	97	25	ND<0.5	8.5	ND<0.5	NS	NS	NS	NA	NA
08/18/92	ND<50	ND<0.5	ND<0.5	ND<0.5	ND<0.5	NS	NS	NS	NA	NA
09/15/92	ND<50	ND<0.5	ND<0.5	ND<0.5	ND<0.5	NS	NS	NS	NA	NA
10/16/92	ND<50	ND<0.5	ND<0.5	ND<0.5	ND<0.5	NS	NS	NS	NA	NA
11/18/92	ND<50	ND<0.5	ND<0.5	ND<0.5	ND<0.5	NS	NS	NS	NA	NA
12/17/92	96	7.7	13	0.56	9.7	NS	NS	NS	NA	NA
01/18/93	100	13	6.6	1.1	11	NS	NS	NS	NA	NA
02/22/93	480	36	29	4.9	96	NS	NS	NS	NA	NA
03/15/93	310	29	14	4.9	55	NS	NS	NS	NA	NA
04/09/93	140	11	2.8	2.6	17	NS	NS	NS	NA	NA
05/13/93	530	27	12	18	96	NS	NS	NS	NA	NA
06/04/93	170	5.2	1.6	2.5	23	NS	NS	NS	NA	NA
07/20/93	200	12	0.91	8.2	29	NS	NS	NS	NA	NA
08/16/93	150	4.9	0.63	2.9	15	NS	NS	NS	NA	NA
09/13/93	80	2.2	ND<0.5	ND<0.5	4.8	NS	NS	NS	NA	NA
10/08/93	ND<50	ND<0.5	ND<0.5	ND<0.5	ND<0.5	NS	NS	NS	NA	NA
11/19/93	ND<50	ND<0.5	ND<0.5	ND<0.5	ND<0.5	NS	NS	NS	NA	NA
12/21/93	73	3.5	ND<0.5	1.9	8.4	NS	NS	NS	NA	NA
01/18/94	60	3.1	ND<0.5	3.2	4.3	NS	NS	NS	NA	NA
02/17/94	ND<50	2.5	ND<0.5	2.1	3.1	NS	NS	NS	NA	NA
03/15/94	ND<50	ND<0.5	ND<0.5	ND<0.5	ND<0.5	NS	NS	NS	NA	NA
04/21/94	110	7.8	ND<1.0	9.6	ND<1.0	NS	NS	NS	NA	NA
05/13/94	230	8.3	ND<0.5	14	6.0	NS	NS	NS	NA	NA
06/14/94	230	12	ND<0.5	16	1.5	NS	NS	NS	NA	NA
07/14/94	270	6.9	ND<0.5	15	1.9	NS	NS	NS	NA	NA
08/18/94	ND<50	1.8	ND<0.5	1.5	ND<0.5	NS	NS	NS	NA	NA
09/12/94	ND<50	ND<0.5	ND<0.5	ND<0.5	ND<0.5	NS	NS	NS	NA	NA

Table 7
Treatment System Analytical Data
 ARCO Service Station #0608
 17601 Hesperian Boulevard at Hacienda Avenue
 San Lorenzo, California

Date Sampled	TPH-g (µg/L)	Benzene (µg/L)	Toluene (µg/L)	Ethyl-benzene (µg/L)	Xylenes (µg/L)	MtBE (µg/L)	COD (mg/L)	TSS (mg/L)	pH (units)	DO (mg/L)
INFL (influent to primary carbon) (cont.)										
10/18/94	ND<50	ND<0.5	ND<0.5	ND<0.5	ND<0.5	NS	NS	NS	NA	NA
11/05/94	ND<50	0.66	ND<0.5	2.6	ND<0.5	NS	NS	NS	NA	NA
12/05/94	470	32	0.59	29	6.2	NS	NS	NS	NA	NA
01/04/95	ND<50	1.1	ND<0.50	1.4	ND<0.50	NS	NS	NS	NA	NA
02/06/95	100	2.4	1.1	1.2	2.8	NS	NS	NS	NA	NA
03/02/95	ND<50	ND<0.50	ND<0.50	ND<0.50	ND<0.50	NS	NS	NS	NA	NA
04/04/95	290	6.6	ND<0.50	10	1.7	NS	NS	NS	NA	NA
05/02/95	240	7.1	ND<0.50	3.2	1.6	NS	NS	NS	NA	NA
06/05/95	ND<50	ND<0.50	ND<0.50	ND<0.50	ND<0.50	NS	NS	NS	NA	NA
07/06/95	270	2.4	ND<0.50	7.6	1.0	NS	NS	NS	NA	NA
08/21/95	230	1.8	ND<0.50	1.6	0.9	NS	NS	NS	NA	NA
06/05/00	700	7.24	ND<1.00	2.11	ND<1.00	361	NS	NS	NA	NA
07/08/00	133	5.09	0.598	ND<0.500	ND<0.500	272	NS	NS	NA	NA
08/10/00	144	2.80	ND<0.500	1.04	ND<0.500	126	NS	NS	NA	NA
09/08/00	261	2.74	0.826	0.626	ND<0.500	120	NS	NS	NA	NA
10/10/00	114	ND<0.500	1.68	0.843	ND<0.500	ND<2.50	NS	NS	NA	NA
11/07/00	128	ND<0.500	ND<0.500	ND<0.500	ND<0.500	98.6	NS	NS	NA	NA
12/05/00	167	0.775	ND<0.500	ND<0.500	ND<0.500	104	NS	NS	NA	NA
01/04/01	ND<50.0	ND<0.500	ND<0.500	ND<0.500	ND<0.500	86.8	NS	NS	NA	NA
02/06/01	203	0.572	ND<0.500	0.513	ND<0.500	80.5	NS	NS	NA	NA
03/08/01	219	ND<0.500	6.16	1.21	0.682	81.0	NS	NS	NA	NA
04/18/01	74.5	ND<0.500	ND<0.500	ND<0.500	ND<0.500	97.5	NS	NS	NA	NA
05/04/01	63.3	ND<0.500	ND<0.500	ND<0.500	ND<0.500	93.2	NS	NS	NA	NA
06/09/01	64	ND<0.50	ND<0.50	ND<0.50	ND<0.50	71	NS	NS	NA	NA
07/05/01	100	ND<0.50	2.5	ND<0.50	ND<0.50	430	NS	NS	NA	NA
08/14/01	290	2.2	3.5	ND<1.0	ND<1.0	870	NS	NS	NA	NA
09/05/01	ND<100	ND<1.0	ND<1.0	ND<1.0	ND<1.0	340	NS	NS	NA	NA
10/05/01	ND<50	ND<0.50	ND<0.50	ND<0.50	ND<0.50	150	NS	NS	NA	NA
11/13/01	ND<50	ND<0.50	ND<0.50	ND<0.50	ND<0.50	92	NS	NS	NA	NA
12/11/01	65	ND<0.50	0.58	ND<0.50	ND<0.50	83	NS	NS	NA	NA
01/04/02	ND<50	ND<0.50	ND<0.50	ND<0.50	ND<0.50	140	NS	NS	NA	NA
02/05/02	100	ND<0.50	ND<0.50	ND<0.50	ND<0.50	190	NS	NS	NA	NA
03/05/02	150	ND<1.2	ND<1.2	ND<1.2	ND<1.2	350	NS	NS	NA	NA
04/08/02	400	9.6	ND<1.0	1.4	ND<1.0	260	NS	NS	NA	NA
05/16/02	310	ND<1.0	ND<1.0	ND<1.0	ND<1.0	330	NS	NS	NA	NA
10/07/02	160	4.1	ND<1.0	ND<1.0	ND<1.0	130	NS	NS	NA	NA
11/07/02	250	ND<0.50	10	0.70	0.77	210	NS	NS	NA	NA
12/05/02	220	ND<1.0	ND<1.0	ND<1.0	ND<1.0	110	NS	NS	NA	NA
01/03/03	170	ND<1.0	ND<1.0	ND<1.0	ND<1.0	140	NS	NS	NA	NA
2/13/03*	ND<250	ND<2.5	ND<2.5	ND<2.5	ND<2.5	66	NS	NS	NA	NA
3/27/03*	110	ND<0.50	ND<0.50	ND<0.50	ND<0.50	71	NS	NS	NA	NA
4/24/03*	120	ND<0.50	ND<0.50	ND<0.50	ND<0.50	56	NS	NS	NA	NA
5/30/03*	20	ND<0.50	ND<0.50	ND<0.50	ND<0.50	ND<50	NS	NS	NA	NA
06/19/03	160	ND<0.50	ND<0.50	ND<0.50	ND<0.50	46	NS	NS	NA	NA
07/24/03	51	ND<0.50	ND<0.50	ND<0.50	ND<0.50	41 (47)**	NS	NS	NA	NA
08/28/03	ND<50	ND<0.50	ND<0.50	ND<0.50	ND<0.50	30 (40)**	NS	NS	NA	NA
09/25/03	ND<50	ND<0.50	ND<0.50	ND<0.50	ND<0.50	28	NS	NS	NA	NA

Table 7
Treatment System Analytical Data
 ARCO Service Station #0608
 17601 Hesperian Boulevard at Hacienda Avenue
 San Lorenzo, California

Date Sampled	TPH-g (µg/L)	Benzene (µg/L)	Toluene (µg/L)	Ethyl- benzene (µg/L)	Xylenes (µg/L)	MtBE (µg/L)	COD (mg/L)	TSS (mg/L)	pH (units)	DO (mg/L)
MID-1 (between primary and secondary carbons)										
09/26/91	ND<30	ND<0.3	ND<0.3	ND<0.3	ND<0.3	NS	NS	NS	NA	NA
10/22/91	ND<30	ND<0.3	ND<0.3	ND<0.3	ND<0.3	NS	NS	NS	NA	NA
12/19/91	ND<30	ND<0.3	ND<0.3	ND<0.3	ND<0.3	NS	NS	NS	NA	NA
01/16/91	ND<30	ND<0.3	ND<0.3	ND<0.3	ND<0.3	NS	NS	NS	NA	NA
02/19/92	ND<30	ND<0.3	ND<0.3	ND<0.3	ND<0.3	NS	NS	NS	NA	NA
03/17/92	ND<30	ND<0.3	ND<0.3	ND<0.3	ND<0.3	NS	NS	NS	NA	NA
04/15/92	ND<30	ND<0.3	ND<0.3	ND<0.3	ND<0.3	NS	NS	NS	NA	NA
05/14/92	ND<30	ND<0.3	ND<0.3	ND<0.3	ND<0.3	NS	NS	NS	NA	NA
06/19/92	ND<30	ND<0.3	ND<0.3	ND<0.3	ND<0.3	NS	NS	NS	NA	NA
07/14/92	NS	NS	NS	NS	NS	NS	NS	NS	NA	NA
08/18/92	NS	NS	NS	NS	NS	NS	NS	NS	NA	NA
09/15/92	NS	NS	NS	NS	NS	NS	NS	NS	NA	NA
10/16/92	NS	NS	NS	NS	NS	NS	NS	NS	NA	NA
11/18/92	NS	NS	NS	NS	NS	NS	NS	NS	NA	NA
12/17/92	NS	NS	NS	NS	NS	NS	NS	NS	NA	NA
01/18/93	NS	NS	NS	NS	NS	NS	NS	NS	NA	NA
02/22/93	NS	NS	NS	NS	NS	NS	NS	NS	NA	NA
03/15/93	NS	NS	NS	NS	NS	NS	NS	NS	NA	NA
04/09/93	NS	NS	NS	NS	NS	NS	NS	NS	NA	NA
05/13/93	NS	NS	NS	NS	NS	NS	NS	NS	NA	NA
06/04/93	NS	NS	NS	NS	NS	NS	NS	NS	NA	NA
07/14/94	ND	ND	ND	ND	ND	NS	NS	NS	NA	NA
08/17/94	NS	NS	NS	NS	NS	NS	NS	NS	NA	NA
09/12/94	NS	NS	NS	NS	NS	NS	NS	NS	NA	NA
10/18/94	NS	NS	NS	NS	NS	NS	NS	NS	NA	NA
11/05/94	NS	NS	NS	NS	NS	NS	NS	NS	NA	NA
12/05/94	NS	NS	NS	NS	NS	NS	NS	NS	NA	NA
01/04/95	NS	NS	NS	NS	NS	NS	NS	NS	NA	NA
02/06/95	NS	NS	NS	NS	NS	NS	NS	NS	NA	NA
03/02/95	NS	NS	NS	NS	NS	NS	NS	NS	NA	NA
06/05/00	ND<50.0	ND<0.500	ND<0.500	ND<0.500	ND<0.500	ND<2.50	NS	NS	NA	NA
07/08/00	ND<50.0	ND<0.500	ND<0.500	ND<0.500	ND<0.500	ND<2.50	NS	NS	NA	NA
08/10/00	ND<50.0	ND<0.500	ND<0.500	ND<0.500	ND<0.500	ND<5.00	NS	NS	NA	NA
09/08/00	ND<50.0	ND<0.500	ND<0.500	ND<0.500	ND<0.500	ND<2.50	NS	NS	NA	NA

Table 7
Treatment System Analytical Data
 ARCO Service Station #0608
 17601 Hesperian Boulevard at Hacienda Avenue
 San Lorenzo, California

Date Sampled	TPH-g (µg/L)	Benzene (µg/L)	Toluene (µg/L)	Ethyl-benzene (µg/L)	Xylenes (µg/L)	MtBE (µg/L)	COD (mg/L)	TSS (mg/L)	pH (units)	DO (mg/L)
MID-1 (cont.)										
10/10/00	ND<50.0	ND<0.500	ND<0.500	ND<0.500	ND<0.500	ND<2.50	NS	NS	NA	NA
11/07/00	ND<50.0	ND<0.500	ND<0.500	ND<0.500	ND<0.500	ND<2.50	NS	NS	NA	NA
12/05/00	ND<50.0	ND<0.500	ND<0.500	ND<0.500	ND<0.500	ND<2.50	NS	NS	NA	NA
01/04/01	ND<50.0	ND<0.500	ND<0.500	ND<0.500	ND<0.500	ND<2.50	NS	NS	NA	NA
02/06/01	ND<50.0	ND<0.500	ND<0.500	ND<0.500	ND<0.500	ND<2.50	NS	NS	NA	NA
03/08/01	ND<50.0	ND<0.500	ND<0.500	ND<0.500	ND<0.500	ND<2.50	NS	NS	NA	NA
04/18/01	ND<50.0	ND<0.500	ND<0.500	ND<0.500	ND<0.500	ND<2.50	NS	NS	NA	NA
05/04/01	ND<50.0	ND<0.500	ND<0.500	ND<0.500	ND<0.500	ND<2.50	NS	NS	NA	NA
06/09/01	ND<50	ND<0.50	ND<0.50	ND<0.50	ND<0.50	ND<2.5	NS	NS	NA	NA
07/05/01	ND<50	ND<0.50	ND<0.50	ND<0.50	ND<0.50	ND<2.5	NS	NS	NA	NA
08/14/01	ND<50	ND<0.50	ND<0.50	ND<0.50	ND<0.50	ND<2.5	NS	NS	NA	NA
09/05/01	ND<50	ND<0.50	ND<0.50	ND<0.50	ND<0.50	ND<2.5	NS	NS	NA	NA
10/05/01	ND<50	ND<0.50	ND<0.50	ND<0.50	ND<0.50	ND<2.5	NS	NS	NA	NA
11/13/01	ND<50	ND<0.50	ND<0.50	ND<0.50	ND<0.50	3.3	NS	NS	NA	NA
12/11/01	ND<50	ND<0.50	ND<0.50	ND<0.50	ND<0.50	5.7	NS	NS	NA	NA
01/04/02	ND<50	ND<0.50	ND<0.50	ND<0.50	ND<0.50	9.0	NS	NS	NA	NA
02/05/02	ND<50	ND<0.50	ND<0.50	ND<0.50	ND<0.50	26	NS	NS	NA	NA
03/05/02	ND<50	ND<0.50	ND<0.50	ND<0.50	ND<0.50	17	NS	NS	NA	NA
04/08/02	ND<50	ND<0.50	ND<0.50	ND<0.50	ND<0.50	39	NS	NS	NA	NA
05/16/02	ND<50	ND<0.50	ND<0.50	ND<0.50	ND<0.50	58	NS	NS	NA	NA
10/07/02	ND<50	ND<0.50	ND<0.50	ND<0.50	ND<0.50	55	NS	NS	NA	NA
11/07/02	ND<50	ND<0.50	ND<0.50	ND<0.50	ND<0.50	100	NS	NS	NA	NA
12/05/02	ND<50	ND<0.50	ND<0.50	ND<0.50	ND<0.50	51	NS	NS	NA	NA
01/03/03	ND<50	ND<0.50	ND<0.50	ND<0.50	ND<0.50	66	NS	NS	NA	NA
2/13/03*	ND<250	ND<2.5	ND<2.5	ND<2.5	ND<2.5	130	NS	NS	NA	NA
3/27/03*	ND<250	ND<2.5	ND<2.5	ND<2.5	ND<2.5	120	NS	NS	NA	NA
4/24/03*	280	ND<2.5	ND<2.5	ND<2.5	ND<2.5	110	NS	NS	NA	NA
5/30/03*	ND<250	ND<2.5	ND<2.5	ND<2.5	ND<2.5	140	NS	NS	NA	NA
06/19/03	ND<50	ND<0.50	ND<0.50	ND<0.50	ND<0.50	110	NS	NS	NA	NA
07/24/03	ND<50	ND<0.50	ND<0.50	ND<0.50	ND<0.50	ND<2.5	NS	NS	NA	NA
08/28/03	ND<50	ND<0.50	ND<0.50	ND<0.50	ND<0.50	ND<2.5	NS	NS	NA	NA
09/25/03	ND<50	ND<0.50	ND<0.50	ND<0.50	ND<0.50	ND<2.5	NS	NS	NA	NA

Table 7
Treatment System Analytical Data
 ARCO Service Station #0608
 17601 Hesperian Boulevard at Hacienda Avenue
 San Lorenzo, California

Date Sampled	TPH-g (µg/L)	Benzene (µg/L)	Toluene (µg/L)	Ethyl-benzene (µg/L)	Xylenes (µg/L)	MtBE (µg/L)	COD (mg/L)	TSS (mg/L)	pH (units)	DO (mg/L)
MID-2 (between secondary and tertiary carbons)										
06/05/00	ND<50.0	ND<0.500	ND<0.500	ND<0.500	ND<0.500	ND<2.50	NS	NS	NA	NA
07/08/00	NS	NS	NS	NS	NS	NS	NS	NS	NA	NA
09/08/00	NS	NS	NS	NS	NS	NS	NS	NS	NA	NA
10/10/00	NS	NS	NS	NS	NS	NS	NS	NS	NA	NA
11/07/00	NS	NS	NS	NS	NS	NS	NS	NS	NA	NA
12/05/00	NS	NS	NS	NS	NS	NS	NS	NS	NA	NA
01/04/01	ND<50.0	ND<0.500	ND<0.500	ND<0.500	ND<0.500	ND<2.50	NS	NS	NA	NA
02/06/01	ND<50.0	ND<0.500	ND<0.500	ND<0.500	ND<0.500	ND<2.50	NS	NS	NA	NA
03/08/01	ND<50.0	ND<0.500	ND<0.500	ND<0.500	ND<0.500	ND<2.50	NS	NS	NA	NA
04/18/01	ND<50.0	ND<0.500	ND<0.500	ND<0.500	ND<0.500	ND<2.50	NS	NS	NA	NA
05/04/01	ND<50.0	ND<0.500	ND<0.500	ND<0.500	ND<0.500	ND<2.50	NS	NS	NA	NA
06/09/01	ND<50	ND<0.50	ND<0.50	ND<0.50	ND<0.50	ND<2.5	NS	NS	NA	NA
07/05/01	ND<50	ND<0.50	ND<0.50	ND<0.50	ND<0.50	ND<2.5	NS	NS	NA	NA
08/14/01	ND<50	ND<0.50	ND<0.50	ND<0.50	ND<0.50	ND<2.5	NS	NS	NA	NA
09/05/01	ND<50	ND<0.50	ND<0.50	ND<0.50	ND<0.50	ND<2.5	NS	NS	NA	NA
10/05/01	ND<50	ND<0.50	ND<0.50	ND<0.50	ND<0.50	ND<2.5	NS	NS	NA	NA
11/13/01	ND<50	ND<0.50	ND<0.50	ND<0.50	ND<0.50	ND<2.5	NS	NS	NA	NA
12/11/01	ND<50	ND<0.50	ND<0.50	ND<0.50	ND<0.50	ND<2.5	NS	NS	NA	NA
01/04/02	ND<50	ND<0.50	ND<0.50	ND<0.50	ND<0.50	ND<2.5	NS	NS	NA	NA
02/05/02	ND<50	ND<0.50	ND<0.50	ND<0.50	ND<0.50	ND<2.5	NS	NS	NA	NA
03/05/02	ND<50	ND<0.50	ND<0.50	ND<0.50	ND<0.50	ND<2.5	NS	NS	NA	NA
04/08/02	ND<50	ND<0.50	ND<0.50	ND<0.50	ND<0.50	4.7	NS	NS	NA	NA
05/16/02	ND<50	ND<0.50	ND<0.50	ND<0.50	ND<0.50	ND<2.5	NS	NS	NA	NA
10/07/02	ND<50	ND<0.50	ND<0.50	ND<0.50	ND<0.50	ND<2.5	NS	NS	NA	NA
11/07/02	ND<50	ND<0.50	ND<0.50	ND<0.50	ND<0.50	ND<2.5	NS	NS	NA	NA
12/05/02	ND<50	ND<0.50	ND<0.50	ND<0.50	ND<0.50	ND<2.5	NS	NS	NA	NA
01/03/03	ND<50	ND<0.50	ND<0.50	ND<0.50	ND<0.50	ND<2.5	NS	NS	NA	NA
2/13/03*	ND<50	ND<0.50	ND<0.50	ND<0.50	ND<0.50	1.0	NS	NS	NA	NA
3/27/03*	ND<50	ND<0.50	ND<0.50	ND<0.50	ND<0.50	0.94	NS	NS	NA	NA
4/24/03*	ND<50	ND<0.50	ND<0.50	ND<0.50	ND<0.50	0.95	NS	NS	NA	NA
5/30/03*	ND<50	ND<0.50	ND<0.50	ND<0.50	ND<0.50	1.1	NS	NS	NA	NA
06/19/03	ND<50	ND<0.50	ND<0.50	ND<0.50	ND<0.50	ND<2.5	NS	NS	NA	NA
07/24/03	ND<50	ND<0.50	ND<0.50	ND<0.50	ND<0.50	ND<2.5	NS	NS	NA	NA
08/28/03	ND<50	ND<0.50	ND<0.50	ND<0.50	ND<0.50	ND<2.5	NS	NS	NA	NA
09/25/03	ND<50	ND<0.50	ND<0.50	ND<0.50	ND<0.50	ND<2.5	NS	NS	NA	NA

Table 7
Treatment System Analytical Data
 ARCO Service Station #0608
 17601 Hesperian Boulevard at Hacienda Avenue
 San Lorenzo, California

Date Sampled	TPH-g (µg/L)	Benzene (µg/L)	Toluene (µg/L)	Ethyl-benzene (µg/L)	Xylenes (µg/L)	MtBE (µg/L)	COD (mg/L)	TSS (mg/L)	pH (units)	DO (mg/L)
EFFL (effluent to sewer)										
09/26/91	ND<30	ND<0.3	ND<0.3	ND<0.3	ND<0.3	NS	NS	NS	NA	NA
10/22/91	ND<30	ND<0.3	ND<0.3	ND<0.3	ND<0.3	NS	NS	NS	NA	NA
11/22/91	ND<30	ND<0.3	ND<0.3	ND<0.3	ND<0.3	NS	NS	NS	NA	NA
12/19/91	ND<30	ND<0.3	ND<0.3	ND<0.3	ND<0.3	NS	NS	NS	NA	NA
01/16/91	ND<30	ND<0.3	ND<0.3	ND<0.3	ND<0.3	NS	NS	NS	NA	NA
02/19/92	ND<30	ND<0.3	ND<0.3	ND<0.3	ND<0.3	NS	NS	NS	NA	NA
03/17/92	ND<30	ND<0.3	ND<0.3	ND<0.3	ND<0.3	NS	NS	NS	NA	NA
04/15/92	ND<30	ND<0.3	ND<0.3	ND<0.3	ND<0.3	NS	NS	NS	NA	NA
05/14/92	ND<30	ND<0.3	ND<0.3	ND<0.3	ND<0.3	NS	NS	NS	NA	NA
06/19/92	ND<30	ND<0.3	ND<0.3	ND<0.3	ND<0.3	NS	NS	NS	NA	NA
07/14/92	ND<50	ND<0.5	ND<0.5	ND<0.5	ND<0.5	NS	NS	NS	NA	NA
08/18/92	ND<50	ND<0.5	ND<0.5	ND<0.5	ND<0.5	NS	NS	NS	NA	NA
09/15/92	ND<50	ND<0.5	ND<0.5	ND<0.5	ND<0.5	NS	NS	NS	NA	NA
10/16/92	ND<50	ND<0.5	ND<0.5	ND<0.5	ND<0.5	NS	NS	NS	NA	NA
11/18/92	ND<50	ND<0.5	ND<0.5	ND<0.5	ND<0.5	NS	NS	NS	NA	NA
12/17/92	ND<50	ND<0.5	ND<0.5	ND<0.5	ND<0.5	NS	NS	NS	NA	NA
01/18/93	ND<50	ND<0.5	ND<0.5	ND<0.5	ND<0.5	NS	NS	NS	NA	NA
02/22/93	ND<50	ND<0.5	ND<0.5	ND<0.5	ND<0.5	NS	NS	NS	NA	NA
03/15/93	ND<50	ND<0.5	ND<0.5	ND<0.5	ND<0.5	NS	NS	NS	NA	NA
04/09/93	ND<50	ND<0.5	ND<0.5	ND<0.5	ND<0.5	NS	NS	NS	NA	NA
05/13/93	ND<50	ND<0.5	ND<0.5	ND<0.5	ND<0.5	NS	NS	NS	NA	NA
06/04/93	ND<50	ND<0.5	ND<0.5	ND<0.5	ND<0.5	NS	NS	NS	NA	NA
07/20/93	ND<50	ND<0.5	ND<0.5	ND<0.5	ND<0.5	NS	NS	NS	NA	NA
08/16/93	ND<50	ND<0.5	ND<0.5	ND<0.5	ND<0.5	NS	NS	NS	NA	NA
09/13/93	ND<50	ND<0.5	ND<0.5	ND<0.5	ND<0.5	NS	NS	NS	NA	NA
10/08/93	ND<50	ND<0.5	ND<0.5	ND<0.5	ND<0.5	NS	NS	NS	NA	NA
11/19/93	ND<50	ND<0.5	ND<0.5	ND<0.5	ND<0.5	NS	NS	NS	NA	NA
12/21/93	ND<50	ND<0.5	ND<0.5	ND<0.5	ND<0.5	NS	NS	NS	NA	NA
01/18/94	ND<50	ND<0.5	ND<0.5	ND<0.5	ND<0.5	NS	NS	NS	NA	NA
02/17/94	ND<50	ND<0.5	ND<0.5	ND<0.5	ND<0.5	NS	NS	NS	NA	NA
03/15/94	ND<50	ND<0.5	ND<0.5	ND<0.5	ND<0.5	NS	NS	NS	NA	NA
04/21/94	ND<50	ND<0.5	ND<0.5	ND<0.5	ND<0.5	NS	NS	NS	NA	NA
05/13/94	ND<50	ND<0.5	ND<0.5	ND<0.5	ND<0.5	NS	NS	NS	NA	NA
06/14/94	ND<50	ND<0.5	ND<0.5	ND<0.5	ND<0.5	NS	NS	NS	NA	NA
07/14/94	ND<50	ND<0.5	ND<0.5	ND<0.5	ND<0.5	NS	NS	NS	NA	NA
08/17/94	ND<50	ND<0.5	ND<0.5	ND<0.5	ND<0.5	NS	NS	NS	NA	NA
09/12/94	ND<50	ND<0.5	ND<0.5	ND<0.5	ND<0.5	NS	NS	NS	NA	NA
10/18/94	ND<50	ND<0.5	ND<0.5	ND<0.5	ND<0.5	NS	NS	NS	NA	NA
11/05/94	ND<50	ND<0.5	ND<0.5	ND<0.5	ND<0.5	NS	NS	NS	NA	NA
12/05/94	ND<50	ND<0.5	ND<0.5	ND<0.5	ND<0.5	NS	NS	NS	NA	NA
01/04/95	ND<50	ND<0.50	ND<0.50	ND<0.50	ND<0.50	NS	NS	NS	NA	NA
02/06/95	ND<50	ND<0.50	ND<0.50	ND<0.50	ND<0.50	NS	NS	NS	NA	NA
03/02/95	ND<50	ND<0.50	ND<0.50	ND<0.50	ND<0.50	NS	NS	NS	NA	NA
04/04/95	ND<50	ND<0.50	ND<0.50	ND<0.50	ND<0.50	NS	NS	NS	NA	NA
05/02/95	ND<50	ND<0.50	ND<0.50	ND<0.50	ND<0.50	NS	NS	NS	NA	NA
06/05/95	ND<50	ND<0.50	ND<0.50	ND<0.50	ND<0.50	NS	NS	NS	NA	NA
07/06/95	ND<50	ND<0.50	ND<0.50	ND<0.50	ND<0.50	NS	NS	NS	NA	NA
08/21/95	ND<50	ND<0.50	ND<0.50	ND<0.50	ND<0.50	NS	NS	NS	NA	NA
06/05/00	ND<50.0	ND<0.500	ND<0.500	ND<0.500	ND<0.500	ND<2.50	NS	NS	7.19	NA
06/12/00	ND<50.0	NS	NS	NS	NS	NS	NS	NS	NA	NA
07/08/00	ND<50.0	ND<0.500	ND<0.500	ND<0.500	ND<0.500	ND<2.50	32.1	ND<10.0	7.08	NA

Table 7
Treatment System Analytical Data
 ARCO Service Station #0608
 17601 Hesperian Boulevard at Hacienda Avenue
 San Lorenzo, California

Date Sampled	TPH-g (µg/L)	Benzene (µg/L)	Toluene (µg/L)	Ethyl- benzene (µg/L)	Xylenes (µg/L)	MtBE (µg/L)	COD (mg/L)	TSS (mg/L)	pH (units)	DO (mg/L)
EFFL (effluent to sewer) (cont.)										
08/10/00	ND<50.0	ND<0.500	ND<0.500	ND<0.500	ND<0.500	ND<5.00	23.4	ND<10.0	6.67	NA
09/08/00	ND<50.0	ND<0.500	ND<0.500	ND<0.500	ND<0.500	ND<2.50	29.2	ND<10.0	6.82	NA
10/10/00	ND<50.0	ND<0.500	ND<0.500	ND<0.500	ND<0.500	ND<2.50	ND<20.0	ND<10.0	7.25	NA
11/07/00	ND<50.0	ND<0.500	ND<0.500	ND<0.500	ND<0.500	ND<2.50	ND<20.0	ND<10.0	7.24	NA
12/05/00	ND<50.0	ND<0.500	ND<0.500	ND<0.500	ND<0.500	ND<2.50	44.0	ND<10.0	7.48	NA
01/04/01	ND<50.0	ND<0.500	ND<0.500	ND<0.500	ND<0.500	ND<2.50	ND<20.0	ND<10.0	7.00	NA
02/06/01	ND<50.0	ND<0.500	ND<0.500	ND<0.500	ND<0.500	ND<2.50	ND<20.0	10.7	7.03	NA
03/08/01	ND<50.0	ND<0.500	ND<0.500	ND<0.500	ND<0.500	ND<2.50	ND<20.0	ND<10.0	7.04	NA
04/18/01	ND<50.0	ND<0.500	ND<0.500	ND<0.500	ND<0.500	ND<2.50	28.5	ND<10.0	7.06	NA
05/04/01	ND<50.0	ND<0.500	ND<0.500	ND<0.500	ND<0.500	ND<2.50	ND<20.0	ND<10.0	7.31	NA
06/09/01	ND<50	ND<0.50	ND<0.50	ND<0.50	ND<0.50	ND<2.5	34	ND<10	7.05	NA
07/05/01	ND<50	ND<0.50	ND<0.50	ND<0.50	ND<0.50	ND<2.5	ND<20	ND<10	7.10	NA
08/14/01	ND<50	ND<0.50	ND<0.50	ND<0.50	ND<0.50	ND<2.5	ND<20	14	7.09	NA
09/05/01	ND<50	ND<0.50	ND<0.50	ND<0.50	ND<0.50	ND<2.5	70	ND<10	7.07	NA
10/05/01	ND<50	ND<0.50	ND<0.50	ND<0.50	ND<0.50	ND<2.5	55	ND<10	6.89	NA
11/13/01	ND<50	ND<0.50	ND<0.50	ND<0.50	ND<0.50	ND<2.5	150	ND<10	6.98	NA
12/11/01	ND<50	ND<0.50	ND<0.50	ND<0.50	ND<0.50	ND<2.5	34	ND<10	7.01	NA
01/04/02	ND<50	ND<0.50	ND<0.50	ND<0.50	ND<0.50	ND<2.5	52	ND<10	7.22	NA
02/05/02	ND<50	ND<0.50	ND<0.50	ND<0.50	ND<0.50	ND<2.5	ND<20	ND<10	6.91	NA
03/05/02	ND<50	ND<0.50	ND<0.50	ND<0.50	ND<0.50	ND<2.5	ND<20	ND<10	6.77	NA
04/08/02	ND<50	ND<0.50	ND<0.50	ND<0.50	ND<0.50	ND<2.5	ND<20	ND<10	6.52	NA
05/16/02	ND<50	ND<0.50	ND<0.50	ND<0.50	ND<0.50	ND<2.5	ND<20	ND<10	6.60	NA
10/07/02	ND<50	ND<0.50	ND<0.50	ND<0.50	ND<0.50	ND<2.5	NS	NS	NA	NA
11/07/02	ND<50	ND<0.50	ND<0.50	ND<0.50	0.74	ND<2.5	ND<30	ND<10	7.80	NA
12/05/02	ND<50	ND<0.50	ND<0.50	ND<0.50	ND<0.50	ND<2.0	ND<30	ND<10	7.40	0.27
01/03/03	ND<50	ND<0.50	ND<0.50	ND<0.50	ND<0.50	ND<2.5	ND<30	ND<10	7.50	NA
2/13/03*	ND<50	ND<0.50	ND<0.50	ND<0.50	ND<0.50	ND<0.50	ND<30	ND<10	7.15	0.12
3/27/03*	ND<50	ND<0.50	ND<0.50	ND<0.50	ND<0.50	ND<0.50	32	ND<10	7.5	0.08
4/24/03*	ND<50	ND<0.50	ND<0.50	ND<0.50	ND<0.50	ND<0.50	ND<30	ND<10	6.95	10.23
5/30/03*	ND<50	ND<0.50	ND<0.50	ND<0.50	ND<0.50	ND<0.50	ND<30	ND<10	6.95	NA
06/19/03	ND<50	ND<0.50	ND<0.50	ND<0.50	ND<0.50	ND<2.5	ND<20	ND<10	7.02	9.75
07/24/03	ND<50	ND<0.50	ND<0.50	ND<0.50	ND<0.50	ND<2.5	ND<20	ND<10	7.07	3.00
08/28/03	ND<50	ND<0.50	ND<0.50	ND<0.50	ND<0.50	ND<2.5	ND<20	ND<10	7.03	2.12
09/25/03	ND<50	ND<0.50	ND<0.50	ND<0.50	ND<0.50	ND<2.5	ND<20	ND<10	6.79	2.70

- TPH-g =Total purgeable petroleum hydrocarbons as gasoline, analyzed using EPA Method 8015B/8021B
- MtBE =Methyl tert Butyl Ether, analyzed using EPA Method 8015B/8021B
- COD =Chemical oxygen demand, analyzed using EPA Method 410.4
- TSS =Total suspended solids, analyzed using EPA Method 160.2
- DO =Dissolved Oxygen, field measurement
- µg/L =Micrograms per liter
- mg/L =Milligrams per liter
- ND< =Not detected above the laboratory reporting limit.
- NA =Not applicable or not available
- NS =Not sampled
- * =Analyzed with EPA Method 8260
- ** =MTBE concentration analyzed by EPA methods 8021B and 8260B (Results of EPA Method 8260 shown in parenthesis).

Note: The data within this table collected prior to May 2002 was provided to URS by Group Environmental Management Company and their previous consultants. URS has not verified the accuracy of this information.

ATTACHMENT A
FIELD PROCEDURES AND FIELD DATA SHEETS

FIELD PROCEDURES

Sampling Procedures

The sampling procedure for each well consists first of measuring the water level and depth to bottom, and checking for the presence of free phase petroleum product (free product), using either an electronic indicator and a clear Teflon™ bailer or an oil-water interface probe.

Wells not containing free product are purged approximately three casing volumes of water (or until dewatered) using a centrifugal pump, gas displacement pump, or bailer. Equipment and purging method used for the current sampling event is noted on the attached field data sheets. During purging, temperature, pH, and electrical conductivity are monitored to document that these parameters are stable prior to collecting samples. After purging, water levels are allowed to partially (approximately 80%) recover. Groundwater samples (both purge and no purge) are collected using a Teflon bailer, placed into appropriate Environmental Protection Agency- (EPA) approved containers, labeled, logged onto chain-of-custody records, and transported on ice to a California State-certified laboratory. Wells with free product are not sampled and free product is removed according to California Code of Regulation, Title 23, Div. 3, Chap. 16, Section 2655, UST Regulations.

WELL GAUGING DATA

Project # 030915-PA1 Date 9/15/03 Client Arco 0608

Site 17601 Hesperian Blvd, San Lorenzo

Well ID	Well Size (in.)	Sheen / Odor	Depth to Immiscible Liquid (ft.)	Thickness of Immiscible Liquid (ft.)	Volume of Immiscibles Removed (ml)	Depth to water (ft.)	Depth to well bottom (ft.)	Survey Point: TOB or TOC
MW-5	4					12.13	13.65	TOC
MW-8	3					10.69	20.95	↓
MW-9	3					10.12	18.30	
MW-10	3					10.17	22.45	
MW-11	3					11.03	18.74	
E-1A (MW-12) ⁶		Pump Running				17.80 *	24.55	
60 MW-14	3					9.47	23.00	
MW-15	3					10.67	23.21	
MW-16	3					11.25	23.10	
60 MW-18	3					10.30	21.55	
60 MW-21	3					10.06	21.60	
MW-22	3					10.81	21.50	
60 MW-23	3					11.84	21.70	
MW-25	2					11.62	18.50	
60 MW-26	2					12.01	19.45	→
63								
60		* gauged w/ pump in well						

ARCO / BP WELL MONITORING DATA SHEET

BTS #: <u>030915-BA1</u>	Station # <u>0608</u>
Sampler: <u>BRIAN ALCOCK</u>	Date: <u>9/15/03</u>
Well I.D.: <u>MW-5</u>	Well Diameter: 2 3 <u>(4)</u> 6 8
Total Well Depth: <u>13.65</u>	Depth to Water: <u>12.13</u>
Depth to Free Product:	Thickness of Free Product (feet):
Referenced to: <u>(PVC)</u> Grade	D.O. Meter (if req'd): YSI <u>(HACH)</u>

Well Diameter	Multiplier	Well Diameter	Multiplier
1"	0.04	4"	0.65
2"	0.16	6"	1.47
3"	0.37	Other	radius ² * 0.163

Purge Method: Bailer
 Disposable Bailer
 Positive Air Displacement
 Electric Submersible Extraction Pump
 Other: _____

Sampling Method: Bailer
 Disposable Bailer
 Extraction Port
 Other: _____

Top of Screen: _____ If well is listed as a no-purge, confirm that water level is below the top of screen. Otherwise, the well must be purged.

<u>1.0</u>	x	<u>3</u>	=	<u>3.0</u>	Gals.
1 Case Volume (Gals.)		Specified Volumes		Calculated Volume	

Time	Temp (°F)	pH	Conductivity (mS or <u>(S)</u>)	Gals. Removed	Observations
1521	75.4	6.9	922	1.0	clear-gray
1525	75.3	7.1	934	2.0	"
1530	Well Dewatered @ 2.25 gallons. DTW 13.20				
1530	75.4	7.2	941	—	clear

Did well dewater? (Yes) No Gallons actually evacuated: 2.25

Sampling Time: 1530 ^{Stock} ~~Depart- Voas~~ _{Case used} Sampling Date: 9/15/03

Sample I.D.: MW-5 Laboratory: Pace (Sequoia) Other _____

Analyzed for: (PH-G BTEX) MTBE TPH-D Other: Chrs + Ethanol by 8260

D.O. (if req'd):	Pre-purge:	mg/L	Post-purge:	2.8	mg/L
O.R.P. (if req'd):	Pre-purge:	mV	Post-purge:		mV

ARCO / BP WELL MONITORING DATA SHEET

BTS #: <u>030915-3A1</u>	Station # <u>0608</u>
Sampler: <u>BRAIN ALCOHOL</u>	Date: <u>9/15/03</u>
Well I.D.: <u>MW-8</u>	Well Diameter: 2 <u>(3)</u> 4 6 8
Total Well Depth: <u>20.95</u>	Depth to Water: <u>10.69</u>
Depth to Free Product:	Thickness of Free Product (feet):
Referenced to: <u>(PVC)</u> Grade	D.O. Meter (if req'd): YSI <u>(HACH)</u>

Well Diameter	Multiplier	Well Diameter	Multiplier
1"	0.04	4"	0.65
2"	0.16	6"	1.47
3"	0.37	Other	radius ² * 0.163

Purge Method: Bailer Sampling Method: Bailer

Disposable Bailer Disposable Bailer
 Positive Air Displacement Extraction Port
 Electric Submersible Other: _____
 Extraction Pump

Other: _____

Top of Screen: _____ If well is listed as a no-purge, confirm that water level is below the top of screen. Otherwise, the well must be purged.

<u>3.75</u>	x	<u>3</u>	=	<u>11.25</u> Gals.
1 Case Volume (Gals.)		Specified Volumes		Calculated Volume

Time	Temp (°F)	pH	Conductivity (mS or <u>(µS)</u>)	Gals. Removed	Observations
1402	72.8	7.0	952	3.75	clear
1406	71.5	7.1	958	7.5	"
1410	71.2	7.1	958	11.25	"

Did well dewater? Yes (No) Gallons actually evacuated: 11.25

Sampling Time: 1415 Stock Vials Used Sampling Date: 9/15/03

Sample I.D.: MW-8 Laboratory: Pace (Sequoia), Other _____

Analyzed for: (PH-G BTEX) MTBE TPH-D Other: Oxys + Ethanol by 8260

D.O. (if req'd):	Pre-purge:	mg/L	Post-purge:	3.6	mg/L
O.R.P. (if req'd):	Pre-purge:	mV	Post-purge:		mV

ARCO / BP WELL MONITORING DATA SHEET

BTS #: <u>030915-BA1</u>	Station # <u>0608</u>
Sampler: <u>Brian Alcorn</u>	Date: <u>9/15/03</u>
Well I.D.: <u>MW-9</u>	Well Diameter: 2 <u>(3)</u> 4 6 8
Total Well Depth: <u>18.30</u>	Depth to Water: <u>10.12</u>
Depth to Free Product:	Thickness of Free Product (feet):
Referenced to: <u>(PVC)</u> Grade	D.O. Meter (if req'd): YSI <u>(HACH)</u>

Well Diameter	Multiplier	Well Diameter	Multiplier
1"	0.04	4"	0.65
2"	0.16	6"	1.47
3"	0.37	Other	radius ² * 0.163

Purge Method: Bailer Sampling Method: Bailer
Disposable Bailer Disposable Bailer
Positive Air Displacement Extraction Port
Electric Submersible Other: _____
Extraction Pump
Other: _____

Top of Screen: _____ If well is listed as a no-purge, confirm that water level is below the top of screen. Otherwise, the well must be purged.

<u>3.0</u>	x	<u>3</u>	=	<u>9.0</u>	Gals.
1 Case Volume (Gals.)		Specified Volumes		Calculated Volume	

Time	Temp (°F)	pH	Conductivity (mS or μ S)	Gals. Removed	Observations
1251	74.8	7.1	961	3.0	clear
1254	73.0	7.0	961	6.0	"
1257	73.2	7.1	959	9.0	"

Did well dewater? Yes (No) Gallons actually evacuated: 9

Sampling Time: 1300 Sampling Date: 9/15/03

Sample I.D.: MW-9 ^{Used Stock Vials} Laboratory: Pace (Sequoia) Other _____

Analyzed for: (TPH-G BTEX) MTBE TPH-D Other: Orts + Ethanol by 8260

D.O. (if req'd): Pre-purge: _____ mg/L Post-purge: 3.2 mg/L

O.R.P. (if req'd): Pre-purge: _____ mV Post-purge: _____ mV

ARCO / BP WELL MONITORING DATA SHEET

BTS #: <u>030915-BA1</u>	Station # <u>0608</u>
Sampler: <u>Brian Alcorn</u>	Date: <u>9/15/03</u>
Well I.D.: <u>MW-10</u>	Well Diameter: 2 <input type="radio"/> 3 <input type="radio"/> 4 <input type="radio"/> 6 <input type="radio"/> 8 <input type="radio"/>
Total Well Depth: <u>22.45</u>	Depth to Water: <u>10.17</u>
Depth to Free Product: _____	Thickness of Free Product (feet): _____
Referenced to: <input checked="" type="radio"/> PVC <input type="radio"/> Grade _____	D.O. Meter (if req'd): YSI <input checked="" type="radio"/> HACH <input type="radio"/>

Well Diameter	Multiplier	Well Diameter	Multiplier
1"	0.04	4"	0.65
2"	0.16	6"	1.47
3"	0.37	Other	radius ² * 0.163

Purge Method: <input type="radio"/> Bailer <input type="radio"/> Disposable Bailer <input checked="" type="radio"/> Positive Air Displacement <input type="radio"/> Electric Submersible <input type="radio"/> Extraction Pump Other: _____	Sampling Method: <input type="radio"/> Bailer <input checked="" type="radio"/> Disposable Bailer <input type="radio"/> Extraction Port Other: _____
---	---

Top of Screen: _____ If well is listed as a no-purge, confirm that water level is below the top of screen. Otherwise, the well must be purged.

<u>4.5</u>	X	<u>3</u>	=	<u>13.5</u> Gals.
1 Case Volume (Gals.)		Specified Volumes		Calculated Volume

Time	Temp (°F)	pH	Conductivity (mS or µS)	Gals. Removed	Observations
1318	75.9	7.0	866	4.5	clear, mild odor
1323	75.9	7.0	866	9.0	"
1328	73.9	7.0	871	13.5	"

Did well dewater? Yes <input checked="" type="radio"/> No <input type="radio"/>	Gallons actually evacuated: <u>13.5</u>
Sampling Time: <u>1330</u>	<i>Stock Vials Used</i> Sampling Date: <u>9/15/03</u>
Sample I.D.: <u>MW-10</u>	Laboratory: Pace <input checked="" type="radio"/> Sequoia <input type="radio"/> Other _____
Analyzed for: <input checked="" type="radio"/> TPH-G <input checked="" type="radio"/> BTEX <input type="radio"/> MTBE <input type="radio"/> TPH-D	Other: <u>Others + Ethanol by 8260</u>
D.O. (if req'd):	Pre-purge: _____ mg/L
	Post-purge: <u>2.4</u> mg/L
O.R.P. (if req'd):	Pre-purge: _____ mV
	Post-purge: _____ mV

ARCO / BP WELL MONITORING DATA SHEET

BTS #: <u>030915-BA1</u>	Station # <u>0608</u>
Sampler: <u>Brian Alcorn</u>	Date: <u>9/15/03</u>
Well I.D.: <u>MW-11</u>	Well Diameter: 2 <u>(3)</u> 4 6 8
Total Well Depth: <u>18.74</u>	Depth to Water: <u>11.03</u>
Depth to Free Product:	Thickness of Free Product (feet):
Referenced to: <u>(PVC)</u> Grade	D.O. Meter (if req'd): YSI <u>(HACH)</u>

Well Diameter	Multiplier	Well Diameter	Multiplier
1"	0.04	4"	0.65
2"	0.16	6"	1.47
3"	0.37	Other	radius ² * 0.163

Purge Method: Bailer Sampling Method: Bailer
Disposable Bailer Disposable Bailer
Positive Air Displacement Extraction Port
Electric Submersible Other: _____
Extraction Pump
Other: _____

Top of Screen: _____ If well is listed as a no-purge, confirm that water level is below the top of screen. Otherwise, the well must be purged.

<u>3.0</u>	X	<u>3</u>	=	<u>9.0</u>	Gals.
1 Case Volume (Gals.)		Specified Volumes		Calculated Volume	

Time	Temp (°F)	pH	Conductivity (mS or <u>(µS)</u>)	Gals. Removed	Observations
1148	69.2	7.2	1,001	3.0	clear
1151	67.7	7.0	997	6.0	"
1154	67.4	7.0	996	9.0	"

Did well dewater? Yes (No) Gallons actually evacuated: 9

Sampling Time: 1155 Stock Vials Used Sampling Date: 9/15/03

Sample I.D.: MW-11 Laboratory: Pace (Sequoia) Other _____

Analyzed for: (TPH-G BTEX) MTBE TPH-D Other: Oxys Methanol by 8260

D.O. (if req'd):	Pre-purge:	mg/L	Post-purge:	3.8	mg/L
O.R.P. (if req'd):	Pre-purge:	mV	Post-purge:		mV

ARCO / BP WELL MONITORING DATA SHEET

BTS #: <u>030915-3A1</u>	Station # <u>0608</u>
Sampler: <u>Brian Alcorn</u>	Date: <u>9/15/03</u>
Well I.D.: <u>E-1A (MW-12)</u>	Well Diameter: 2 3 4 <u>(6)</u> 8
Total Well Depth: <u>24.55</u>	Depth to Water: <u>17.80</u>
Depth to Free Product:	Thickness of Free Product (feet):
Referenced to: <u>(PVC)</u> Grade	D.O. Meter (if req'd): YSI <u>(HACH)</u>

Well Diameter	Multiplier	Well Diameter	Multiplier
1"	0.04	4"	0.65
2"	0.16	6"	1.47
3"	0.37	Other	radius ² * 0.163

Purge Method: Bailer Sampling Method: Bailer

Disposable Bailer Disposable Bailer
 Positive Air Displacement Extraction Port
 ~~Electro-Submersible~~ Other: _____
 Extraction Pump

Other: _____

Top of Screen: _____ If well is listed as a no-purge, confirm that water level is below the top of screen. Otherwise, the well must be purged.

<u>10.0</u>	X	<u>3</u>	=	<u>30.0</u>	Gals.
1 Case Volume (Gals.)		Specified Volumes		Calculated Volume	

Time	Temp (°F)	pH	Conductivity (mS or μ S)	Gals. Removed	Observations
1457	72.7	7.1	973	10.0	silty brown
1459	72.0	7.1	973	20.0	"
1501	71.2	7.1	984	30.0	"

Did well dewater? Yes (No) Gallons actually evacuated: 30

Sampling Time: 1505 ^{Stock} ~~Voas~~ used Sampling Date: 9/15/03

Sample I.D.: E-1A (MW-12) Laboratory: Pace (Sequoia) Other: _____

Analyzed for: (TPH-G) BTEX, MTBE, TPH-D Other: Orgs + Ethanol by 8260

D.O. (if req'd):	Pre-purge:	mg/L	Post-purge:	4.6	mg/L
	O.R.P. (if req'd):	Pre-purge:	mV	Post-purge:	mV

ARCO / BP WELL MONITORING DATA SHEET

BTS #: <u>030915-3A1</u>	Station # <u>0608</u>
Sampler: <u>BRIAN ALCOEN</u>	Date: <u>9/15/03</u>
Well I.D.: <u>MW-15</u>	Well Diameter: 2 <u>(3)</u> 4 6 8 _____
Total Well Depth: <u>23.21</u>	Depth to Water: <u>10.67</u>
Depth to Free Product:	Thickness of Free Product (feet):
Referenced to: <u>(PVC)</u> Grade	D.O. Meter (if req'd): YSI <u>(HACH)</u>

Well Diameter	Multiplier	Well Diameter	Multiplier
1"	0.04	4"	0.65
2"	0.16	6"	1.47
3"	0.37	Other	radius ² * 0.163

Purge Method: Bailer Sampling Method: Bailer
 Disposable Bailer Disposable Bailer
 Positive Air Displacement Extraction Port
 Electric Submersible Other: _____
 Extraction Pump
 Other: _____

Top of Screen: _____ If well is listed as a no-purge, confirm that water level is below the top of screen. Otherwise, the well must be purged.

<u>4.75</u>	x	<u>3</u>	=	<u>14.25</u>	Gals.
1 Case Volume (Gals.)		Specified Volumes		Calculated Volume	

Time	Temp (°F)	pH	Conductivity (mS or <u>µS</u>)	Gals. Removed	Observations
1119	68.7	7.0	989	4.75	clear
1124	68.3	7.1	988	9.5	"
1129	66.6	7.1	984	14.25	"

Did well dewater? Yes No Gallons actually evacuated: 14.25

Sampling Time: 1130 Stack Vocs Used Sampling Date: 9/15/03

Sample I.D.: MW-15 Laboratory: Pace (Sequoia) Other _____

Analyzed for: (PH-G BTEX) MTBE TPH-D Other: Ors: Ethanol by 8260

D.O. (if req'd):	Pre-purge:	mg/L	Post-purge:	<u>2.8</u>	mg/L
	O.R.P. (if req'd):	Pre-purge:	mV	Post-purge:	mV

ARCO / BP WELL MONITORING DATA SHEET

BTS #: <u>030915-BA1</u>	Station # <u>0608</u>
Sampler: <u>Brian Alcorn</u>	Date: <u>9/15/03</u>
Well I.D.: <u>MW-16</u>	Well Diameter: 2 <u>(3)</u> 4 6 8
Total Well Depth: <u>23.10</u>	Depth to Water: <u>11.25</u>
Depth to Free Product:	Thickness of Free Product (feet):
Referenced to: <u>(PVC)</u> Grade	D.O. Meter (if req'd): YSI <u>(EACH)</u>

Well Diameter	Multiplier	Well Diameter	Multiplier
1"	0.04	4"	0.65
2"	0.16	6"	1.47
3"	0.37	Other	radius ² * 0.163

Purge Method: Bailer Sampling Method: Bailer
Disposable Bailer Disposable Bailer
Positive Air Displacement Extraction Port
 Electric Submersible
 Extraction Pump
 Other: _____

Top of Screen: _____ If well is listed as a no-purge, confirm that water level is below the top of screen. Otherwise, the well must be purged.

<u>4.5</u>	x	<u>3</u>	=	<u>13.5</u>	Gals.
1 Case Volume (Gals.)		Specified Volumes		Calculated Volume	

Time	Temp (°F)	pH	Conductivity (mS or <u>µS</u>)	Gals. Removed	Observations
1050	68.2	7.1	890	4.5	clear
1055	67.6	7.1	883	9.0	"
1100	67.9	7.1	877	13.5	"

Did well dewater? Yes No Gallons actually evacuated: 13.5

Sampling Time: 1105 Stock Vials Used Sampling Date: 9/15/03

Sample I.D.: MW-16 Laboratory: Pace Sequoia Other _____

Analyzed for: (TPH-G BTEX) MTBE TPH-D Other: Others - Ethanol by 8260

D.O. (if req'd):	Pre-purge:	mg/L	Post-purge:	3.0	mg/L
O.R.P. (if req'd):	Pre-purge:	mV	Post-purge:		mV

ARCO / BP WELL MONITORING DATA SHEET

BTS #: <u>030915-BA1</u>	Station # <u>0608</u>
Sampler: <u>Brian Alcorn</u>	Date: <u>9/15/03</u>
Well I.D.: <u>MW-22</u>	Well Diameter: 2 <u>(3)</u> 4 6 8 <u> </u>
Total Well Depth: <u>21.50</u>	Depth to Water: <u>10.81</u>
Depth to Free Product:	Thickness of Free Product (feet):
Referenced to: <u>(PVC)</u> Grade	D.O. Meter (if req'd): YSI <u>(HACH)</u>

Well Diameter	Multiplier	Well Diameter	Multiplier
1"	0.04	4"	0.65
2"	0.16	6"	1.47
3"	0.37	Other	radius ² * 0.163

Purge Method: <u>Bailer</u>	Sampling Method: <u>Bailer</u>
<u>Disposable Bailer</u>	<u>Disposable Bailer</u>
<u>Positive Air Displacement</u>	Extraction Port
Electric Submersible	Other: <u> </u>
Extraction Pump	
Other: <u> </u>	

Top of Screen: If well is listed as a no-purge, confirm that water level is below the top of screen. Otherwise, the well must be purged.

<u>4.0</u>	x	<u>3</u>	=	<u>12.0</u>	Gals.
1 Case Volume (Gals.)		Specified Volumes		Calculated Volume	

Time	Temp (°F)	pH	Conductivity (mS or µS)	Gals. Removed	Observations
1006	65.1	7.4	938	4.0	clear
1010	64.8	7.1	926	8.0	"
1014	64.7	7.1	923	12.0	"

Did well dewater? Yes <u>(No)</u>	Gallons actually evacuated: <u>12</u>
Sampling Time: <u>1015</u>	Sampling Date: <u>9/15/03</u>
Sample I.D.: <u>MW-22</u>	Laboratory: Pace <u>(Sequoia)</u> Other <u> </u>
Analyzed for: <u>(TPH-G BTEX)</u> MTBE TPH-D Other: <u>Over Methanol by 8260</u>	

D.O. (if req'd):	Pre-purge:	mg/L	Post-purge:	2.6 mg/L
O.R.P. (if req'd):	Pre-purge:	mV	Post-purge:	mV

ARCO / BP WELL MONITORING DATA SHEET

BTS #: <u>030915-BA1</u>	Station # <u>0608</u>
Sampler: <u>Brian Alcorn</u>	Date: <u>9/15/03</u>
Well I.D.: <u>MW-25</u>	Well Diameter: <u>2</u> 3 4 6 8
Total Well Depth: <u>18.50</u>	Depth to Water: <u>11.62</u>
Depth to Free Product:	Thickness of Free Product (feet):
Referenced to: <u>(PVC)</u> Grade	D.O. Meter (if req'd): YSI <u>(HACH)</u>

Well Diameter	Multiplier	Well Diameter	Multiplier
1"	0.04	4"	0.65
2"	0.16	6"	1.47
3"	0.37	Other	radius ² * 0.163

Purge Method: <u>Bailer</u> <u>Disposable Bailer</u> Positive Air Displacement Electric Submersible Extraction Pump Other: _____	Sampling Method: <u>Bailer</u> <u>Disposable Bailer</u> Extraction Port Other: _____
---	---

Top of Screen: _____ If well is listed as a no-purge, confirm that water level is below the top of screen. Otherwise, the well must be purged.

<u>1.25</u>	X	<u>3</u>	=	<u>3.75</u>	Gals.
1 Case Volume (Gals.)		Specified Volumes		Calculated Volume	

Time	Temp (°F)	pH	Conductivity (mS or <u>µS</u>)	Gals. Removed	Observations
1432	70.6	7.1	951	1.25	clear
1434	70.3	7.0	954	2.5	"
1436	70.3	7.0	958	3.75	"

Did well dewater? Yes No Gallons actually evacuated: 3.75

Sampling Time: 1440 ^{Stack Vials Used} Sampling Date: 9/15/03

Sample I.D.: MW-25 Laboratory: Pace (Sequoia) Other: _____

Analyzed for: TPH-G BTEX MTBE TPH-D Other: Over Methanol by 8260

D.O. (if req'd): Pre-purge: _____ mg/L Post-purge: 1.6 mg/L

O.R.P. (if req'd): Pre-purge: _____ mV Post-purge: _____ mV

ARCO / BP WELL MONITORING DATA SHEET

BTS #: <u>030915-BA1</u>	Station # <u>0608</u>
Sampler: <u>Bainn Alcorn</u>	Date: <u>9/15/03</u>
Well I.D.: <u>634H</u>	Well Diameter: 2 3 4 6 8 <u> </u>
Total Well Depth:	Depth to Water:
Depth to Free Product:	Thickness of Free Product (feet):
Referenced to: <u>(PVC)</u> Grade	D.O. Meter (if req'd): YSI <u>(HACH)</u>

Well Diameter	Multiplier	Well Diameter	Multiplier
1"	0.04	4"	0.65
2"	0.16	6"	1.47
3"	0.37	Other	radius ² * 0.163

Purge Method: <u>Bailer</u> Disposable Bailer Positive Air Displacement Electric Submersible Extraction Pump Other: _____	Sampling Method: <u>Bailer</u> Disposable Bailer Extraction Port Other: _____
--	--

Top of Screen: _____ If well is listed as a no-purge, confirm that water level is below the top of screen. Otherwise, the well must be purged.

_____	X	_____	=	_____ Gals.
1 Case Volume (Gals.)		Specified Volumes		Calculated Volume

Time	Temp (°F)	pH	Conductivity (mS or µS)	Gals. Removed	Observations
<u>0845</u>	<u>NO ONE HOME</u>	<u>- UNABLE TO ACCESS</u>			
<u>1215</u>	<u>NO BODY HOME</u>	<u>- UNABLE TO ACCESS</u>			

Did well dewater? Yes <u> </u> No <u> </u>	Gallons actually evacuated: _____
Sampling Time: _____	Sampling Date: <u>9/15/03</u>
Sample I.D.: _____	Laboratory: Pace <u>(Sequoia)</u> Other _____
Analyzed for: <u>(TPE-G BTEX)</u> MTBE TPH-D Other: <u>Over Methanol by 8260</u>	
D.O. (if req'd): _____	Pre-purge: _____ mg/L Post-purge: _____ mg/L
O.R.P. (if req'd): _____	Pre-purge: _____ mV Post-purge: _____ mV

ARCO / BP WELL MONITORING DATA SHEET

BTS #: 030915-BA1	Station # 0608
Sampler: BRINN ALCOUS	Date: 9/15/03
Well I.D.: 642H	Well Diameter: 2 3 4 6 8 <u>Port</u>
Total Well Depth:	Depth to Water:
Depth to Free Product:	Thickness of Free Product (feet):
Referenced to: <u>(PVC)</u> Grade	D.O. Meter (if req'd): YSI <u>(HACH)</u>

Well Diameter	Multiplier	Well Diameter	Multiplier
1"	0.04	4"	0.65
2"	0.16	6"	1.47
3"	0.37	Other	radius ² * 0.163

Purge Method: Bailer
 Disposable Bailer
 Positive Air Displacement
 Electric Submersible Extraction Pump
 Other: _____

Sampling Method: Bailer
~~Disposable Bailer~~
Extraction Port
 Other: _____

Top of Screen: _____ If well is listed as a no-purge, confirm that water level is below the top of screen. Otherwise, the well must be purged.

Post Sample

I Case Volume (Gals.)	X	Specified Volumes	=	Calculated Volume Gals.
-----------------------	---	-------------------	---	-------------------------

Time	Temp (°F)	pH	Conductivity (mS or µS)	Gals. Removed	Observations
0840					NO ONE HOME - UNABLE TO ACCESS
1210					NOBODY HOME - UNABLE TO ACCESS (510) Adam Rutte 278-4410
1345	74.0	7.2	954	—	clear

Did well dewater? Yes No Gallons actually evacuated:

Sampling Time: 1345 Sampling Date: 9/15/03

Sample I.D.: 642H Laboratory: Pace (Sequoia) Other _____

Analyzed for: (TPH-G BTEX) MTBE TPH-D Other: Others: Ethanol by 82603

D.O. (if req'd): Pre-purge: _____ mg/L Post-purge: 2.6 mg/L

O.R.P. (if req'd): Pre-purge: _____ mV Post-purge: _____ mV

ARCO / BP WELL MONITORING DATA SHEET

BTS #: <u>030915-BA1</u>	Station # <u>0608</u>
Sampler: <u>BRIAN ALCON</u>	Date: <u>9/15/03</u>
Well I.D.: <u>675H</u>	Well Diameter: 2 3 4 6 8 <u> </u>
Total Well Depth:	Depth to Water:
Depth to Free Product:	Thickness of Free Product (feet):
Referenced to: <u>(PVC)</u> Grade	D.O. Meter (if req'd): YSI <u>(HACH)</u>

Well Diameter	Multiplier	Well Diameter	Multiplier
1"	0.04	4"	0.65
2"	0.16	6"	1.47
3"	0.37	Other	radius ² * 0.163

Purge Method: ~~Bailer~~
~~Disposable Bailer~~
~~Positive Air Displacement~~
~~Electric Submersible Extraction Pump~~
 Other: _____

Sampling Method: ~~Bailer~~
~~Disposable Bailer~~
~~Extraction Port~~
 Other: _____

Top of Screen: _____ If well is listed as a no-purge, confirm that water level is below the top of screen. Otherwise, the well must be purged.

_____	X	_____	=	_____ Gals.
1 Case Volume (Gals.)		Specified Volumes		Calculated Volume

Time	Temp (°F)	pH	Conductivity (mS or µS)	Gals. Removed	Observations
					<u>PUMP NOT FUNCTIONAL</u>

Did well dewater? Yes <input checked="" type="checkbox"/> No <input type="checkbox"/>	Gallons actually evacuated: _____
Sampling Time: _____	Sampling Date: <u>9/15/03</u>
Sample I.D.: _____	Laboratory: Pace <u>(Sequoia)</u> Other _____
Analyzed for: <u>(TPH-G BTEX)</u> MTBE TPH-D Other: <u>Orgs + Ethanol by 8260</u>	
D.O. (if req'd): Pre-purge: _____ mg/L	Post-purge: _____ mg/L
O.R.P. (if req'd): Pre-purge: _____ mV	Post-purge: _____ mV

ARCO / BP WELL MONITORING DATA SHEET

BTS #: 030915-3A1	Station # 0608
Sampler: BRIAN ALCORD	Date: 9/15/03
Well I.D.: 17197 VM	Well Diameter: 2 3 4 6 8 <u> </u>
Total Well Depth:	Depth to Water:
Depth to Free Product:	Thickness of Free Product (feet):
Referenced to: (PVC) Grade	D.O. Meter (if req'd): YSI (HACH)

Well Diameter	Multiplier	Well Diameter	Multiplier
1"	0.04	4"	0.65
2"	0.16	6"	1.47
3"	0.37	Other	radius ² * 0.163

Purge Method: <u>Bailer</u> Disposable Bailer Positive Air Displacement Electric Submersible Extraction Pump Other: _____	Sampling Method: <u>Bailer</u> Disposable Bailer Extraction Port Other: _____
--	--

Top of Screen: _____ If well is listed as a no-purge, confirm that water level is below the top of screen. Otherwise, the well must be purged.

_____	X	_____	=	_____	Gals.
1 Case Volume (Gals.)		Specified Volumes		Calculated Volume	

Time	Temp (°F)	pH	Conductivity (mS or µS)	Gals. Removed	Observations
					PUMP NOT FUNCTIONAL DESTROYED PER PROPERTY OWNER

Did well dewater? Yes <input type="checkbox"/> No <input checked="" type="checkbox"/>	Gallons actually evacuated: _____
Sampling Time: _____	Sampling Date: 9/15/03
Sample I.D.: _____	Laboratory: Pace Sequoia, Other _____
Analyzed for: TPH-G BTEX MTBE TPH-D Other: Ours Methanol by 8260	
D.O. (if req'd):	Pre-purge: _____ mg/L Post-purge: _____ mg/L
O.R.P. (if req'd):	Pre-purge: _____ mV Post-purge: _____ mV

ARCO / BP WELL MONITORING DATA SHEET

BTS #: <u>030915-BA1</u>	Station # <u>0608</u>
Sampler: <u>BRIAN ALCOCK</u>	Date: <u>9/15/03</u>
Well I.D.: <u>17203 VM</u>	Well Diameter: 2 3 4 6 8 <u> </u>
Total Well Depth:	Depth to Water:
Depth to Free Product:	Thickness of Free Product (feet):
Referenced to: <u>(PVC)</u> Grade	D.O. Meter (if req'd): YSI <u>(HACH)</u>

Well Diameter	Multiplier	Well Diameter	Multiplier
1"	0.04	4"	0.65
2"	0.16	6"	1.47
3"	0.37	Other	radius ² * 0.163

Purge Method: <u>Bailer</u> Disposable Bailer Positive Air Displacement Electric Submersible Extraction Pump Other: _____	Sampling Method: <u>Bailer</u> Disposable Bailer Extraction Port Other: _____
--	--

Top of Screen: _____ If well is listed as a no-purge, confirm that water level is below the top of screen. Otherwise, the well must be purged.

_____	X	_____	=	_____ Gals.
1 Case Volume (Gals.)		Specified Volumes		Calculated Volume

Time	Temp (°F)	pH	Conductivity (mS or µS)	Gals. Removed	Observations
<u>0815</u>					<u>CHILD ALONE AT HOME - SAYS PARENTS BACK AT 1000</u>
<u>1020</u>					<u>RETURNED - NOBODY HOME - UNABLE TO ACCESS</u>

Did well dewater? Yes <input checked="" type="checkbox"/> No <input type="checkbox"/>	Gallons actually evacuated: _____
Sampling Time: _____	Sampling Date: <u>9/15/03</u>
Sample I.D.: _____	Laboratory: Pace <u>(Sequoia)</u> Other _____
Analyzed for: <u>(PH-D BTEX)</u> MTBE TPH-D Other: <u>Chrs: Ethanol by 8260</u>	
D.O. (if req'd):	Pre-purge: _____ mg/L Post-purge: _____ mg/L
O.R.P. (if req'd):	Pre-purge: _____ mV Post-purge: _____ mV

ARCO / BP WELL MONITORING DATA SHEET

BTS #: <u>030915-BA1</u>	Station # <u>0608</u>
Sampler: <u>Brian Alcorn</u>	Date: <u>9/15/03</u>
Well I.D.: <u>17302 VM</u>	Well Diameter: 2 3 4 6 8 <u> </u>
Total Well Depth: <u> </u>	Depth to Water: <u> </u>
Depth to Free Product: <u> </u>	Thickness of Free Product (feet): <u> </u>
Referenced to: <u>(PVC)</u> Grade	D.O. Meter (if req'd): YSI <u>(HACH)</u>

Well Diameter	Multiplier	Well Diameter	Multiplier
1"	0.04	4"	0.65
2"	0.16	6"	1.47
3"	0.37	Other	radius ² * 0.163

Purge Method: <u>Bailer</u> Disposable Bailer Positive Air Displacement Electric Submersible Extraction Pump Other: <u> </u>	Sampling Method: <u>Bailer</u> Disposable Bailer Extraction Port Other: <u> </u>
--	--

Top of Screen: If well is listed as a no-purge, confirm that water level is below the top of screen. Otherwise, the well must be purged.

1 Case Volume (Gals.)	X	Specified Volumes	=	Gals.
Calculated Volume				

Time	Temp (°F)	pH	Conductivity (mS or μS)	Gals. Removed	Observations
					<u>PUMP NOT FUNCTIONAL</u>

Did well dewater? Yes <u> </u> No <u> </u>	Gallons actually evacuated: <u> </u>
Sampling Time: <u> </u>	Sampling Date: <u>9/15/03</u>
Sample I.D.: <u> </u>	Laboratory: Pace <u>(Sequoia)</u> Other <u> </u>
Analyzed for: <u>(TPH-G BTEX)</u> MTBE TPH-D Other: <u>Orgs. withdrawn by 8260</u>	
D.O. (if req'd):	Pre-purge: <u> </u> mg/L Post-purge: <u> </u> mg/L
O.R.P. (if req'd):	Pre-purge: <u> </u> mV Post-purge: <u> </u> mV

ARCO / BP WELL MONITORING DATA SHEET

BTS #: <u>030915-3A1</u>	Station # <u>0608</u>
Sampler: <u>BRIAN ALCORN</u>	Date: <u>9/15/03</u>
Well I.D.: <u>17348 VE</u>	Well Diameter: 2 3 4 6 8 <u> </u>
Total Well Depth: <u> </u>	Depth to Water: <u> </u>
Depth to Free Product: <u> </u>	Thickness of Free Product (feet): <u> </u>
Referenced to: <u>(PVC)</u> Grade	D.O. Meter (if req'd): YSI <u>(HACH)</u>

Well Diameter	Multiplier	Well Diameter	Multiplier
1"	0.04	4"	0.65
2"	0.16	6"	1.47
3"	0.37	Other	radius ² * 0.163

Purge Method: <u>Bailer</u> Disposable Bailer Positive Air Displacement Electric Submersible Extraction Pump Other: <u> </u>	Sampling Method: <u>Bailer</u> Disposable Bailer Extraction Port Other: <u> </u>
--	--

Top of Screen: If well is listed as a no-purge, confirm that water level is below the top of screen. Otherwise, the well must be purged.

$\frac{\text{1 Case Volume (Gals.)}}{\text{Specified Volumes}} \times \text{ } = \text{ } \text{ Gals.}$		
--	--	--

Time	Temp (°F)	pH	Conductivity (mS or µS)	Gals. Removed	Observations
0835					<u>NO ONE HOME - UNABLE TO ACCESS</u>
1035					<u>RETURNED - NOBODY HOME - UNABLE TO ACCESS</u>

Did well dewater? Yes <u> </u> No <u> </u>	Gallons actually evacuated: <u> </u>
Sampling Time: <u> </u>	Sampling Date: <u>9/15/03</u>
Sample I.D.: <u> </u>	Laboratory: Pace <u>(Sequoia)</u> , Other <u> </u>
Analyzed for: <u>(TPH-G BTEX)</u> MTBE TPH-D Other: <u>OCES + Ethanol by 8260</u>	
D.O. (if req'd):	Pre-purge: <u> </u> mg/L Post-purge: <u> </u> mg/L
O.R.P. (if req'd):	Pre-purge: <u> </u> mV Post-purge: <u> </u> mV

ARCO / BP WELL MONITORING DATA SHEET

BTS #: <u>030915-3A1</u>	Station # <u>0608</u>
Sampler: <u>BRIAN ALCOCK</u>	Date: <u>9/15/03</u>
Well I.D.: <u>17349 VM</u>	Well Diameter: 2 3 4 6 8 <u> </u>
Total Well Depth:	Depth to Water:
Depth to Free Product:	Thickness of Free Product (feet):
Referenced to: <u>(PVC)</u> Grade	D.O. Meter (if req'd): YSI <u>(HACH)</u>

Well Diameter	Multiplier	Well Diameter	Multiplier
1"	0.04	4"	0.65
2"	0.16	6"	1.47
3"	0.37	Other	radius ² * 0.163

Purge Method: <u>Bailer</u> Disposable Bailer Positive Air Displacement Electric Submersible Extraction Pump Other: _____	Sampling Method: <u>Bailer</u> Disposable Bailer Extraction Port Other: _____
--	--

Top of Screen: _____ If well is listed as a no-purge, confirm that water level is below the top of screen. Otherwise, the well must be purged.

_____	X	_____	=	_____ Gals.
1 Case Volume (Gals.)		Specified Volumes		Calculated Volume

Time	Temp (°F)	pH	Conductivity (mS or µS)	Gals. Removed	Observations

Did well dewater?	Yes	No	Gallons actually evacuated:
Sampling Time:	Sampling Date: <u>9/15/03</u>		
Sample I.D.:	Laboratory: Pace <u>(Sequia)</u> , Other _____		
Analyzed for:	<u>(TPH-G BTEX)</u> MTBE TPH-D Other: <u>OCES & Ethanol by 8260</u>		
D.O. (if req'd):	Pre-purge:	mg/L	Post-purge:
O.R.P. (if req'd):	Pre-purge:	mV	Post-purge:

ARCO / BP WELL MONITORING DATA SHEET

BTS #: <u>030915-3A1</u>	Station # <u>0608</u>
Sampler: <u>BRIAN ALCOCK</u>	Date: <u>9/15/03</u>
Well I.D.: <u>17371 VM</u>	Well Diameter: 2 3 4 6 8 <u> </u>
Total Well Depth: <u> </u>	Depth to Water: <u> </u>
Depth to Free Product: <u> </u>	Thickness of Free Product (feet): <u> </u>
Referenced to: <u>(PVC)</u> Grade	D.O. Meter (if req'd): YSI <u>(HACH)</u>

Well Diameter	Multiplier	Well Diameter	Multiplier
1"	0.04	4"	0.65
2"	0.16	6"	1.47
3"	0.37	Other	radius ² * 0.163

Purge Method: <u>Bailer</u> Disposable Bailer Positive Air Displacement Electric Submersible Extraction Pump Other: <u> </u>	Sampling Method: <u>Bailer</u> Disposable Bailer Extraction Port Other: <u> </u>
--	--

Top of Screen: If well is listed as a no-purge, confirm that water level is below the top of screen. Otherwise, the well must be purged.

$\frac{\text{1 Case Volume (Gals.)}}{\text{Specified Volumes}} \times \text{ } = \text{ } \text{ Gals.}$
Calculated Volume

Time	Temp (°F)	pH	Conductivity (mS or µS)	Gals. Removed	Observations
					PUMP NOT FUNCTIONAL

Did well dewater? Yes <input checked="" type="checkbox"/> No <input type="checkbox"/>	Gallons actually evacuated: <u> </u>
Sampling Time: <u> </u>	Sampling Date: <u>9/15/03</u>
Sample I.D.: <u> </u>	Laboratory: Pace <u>(Sequoia)</u> , Other <u> </u>
Analyzed for: <u>(PH-G BTEX)</u> MTBE TPH-D Other: <u>OCES + Ethanol by 8260</u>	
D.O. (if req'd):	Pre-purge: <u> </u> mg/L Post-purge: <u> </u> mg/L
O.R.P. (if req'd):	Pre-purge: <u> </u> mV Post-purge: <u> </u> mV

ARCO / BP WELL MONITORING DATA SHEET

BTS #: <u>030915-3A1</u>	Station # <u>0608</u>
Sampler: <u>BRIAN ALCOZ</u>	Date: <u>9/15/03</u>
Well I.D.: <u>17372 VM</u>	Well Diameter: 2 3 4 6 8 <u>Port</u>
Total Well Depth: <u>—</u>	Depth to Water: <u>—</u>
Depth to Free Product:	Thickness of Free Product (feet):
Referenced to: <u>PVC</u> Grade	D.O. Meter (if req'd): YSI <u>HACH</u>

Well Diameter	Multiplier	Well Diameter	Multiplier
1"	0.04	4"	0.65
2"	0.16	6"	1.47
3"	0.37	Other	radius ² * 0.163

Purge Method: Bailer Sampling Method: Bailer
 Disposable Bailer Disposable Bailer
 Positive Air Displacement Extraction Port
 Electric Submersible Other: _____
 Extraction Pump
 Other: _____

Top of Screen: _____ If well is listed as a no-purge, confirm that water level is below the top of screen. Otherwise, the well must be purged.

Post Sample

_____	X	_____	=	_____ Gals.
1 Case Volume (Gals.)		Specified Volumes		Calculated Volume

Time	Temp (°F)	pH	Conductivity (mS or μ S)	Gals. Removed	Observations
<u>0825</u>	<u>69.6</u>	<u>6.5</u>	<u>901</u>	<u>—</u>	<u>clear</u>


Did well dewater? Yes No Gallons actually evacuated: —

Sampling Time: 0825 Sampling Date: 9/15/03

Sample I.D.: 17372 VM Laboratory: Pace Sequoia Other _____

Analyzed for: TPH-G BTEX, MTBE, TPH-D Other: Over Ethanol by 8260

D.O. (if req'd):	Pre-purge:	mg/L	Post-purge:	<u>4.2</u> mg/L
	Pre-purge:	mV	Post-purge:	mV



WELLHEAD INSPECTION CHECKLIST

BP / GEM

Date 9/15/03

Site Address 17601 Hesperian Blvd, San Lorenzo

Job Number 030915-BA1 Technician Brian Alcaro

Well ID	Well Inspected - No Corrective Action Required	Water Bailed From Wellbox	Wellbox Components Cleaned	Cap Replaced	Debris Removed From Wellbox	Lock Replaced	Other Action Taken (explain below)	Well Not Inspected (explain below)
MW-5	✓							
MW-8				✓				
MW-9	✓							
MW-10	✓							
MW-11	✓							
E-1A (MW-2)	✓							
MW-14	✓							
MW-15	✓							
MW-16		✓						
MW-18	✓							
MW-21	✓							
MW-22	✓							
MW-23	✓							
MW-25	✓							
MW-26		Taps stripped						✓
63418	✓							

NOTES: _____

BP GEM OIL COMPANY TYPE A BILL OF LADING

SOURCE RECORD **BILL OF LADING** FOR NON-HAZARDOUS PURGEWATER RECOVERED FROM GROUNDWATER WELLS AT BP GEM OIL COMPANY FACILITIES IN THE STATE OF CALIFORNIA. THE NON-HAZARDOUS PURGE- WATER WHICH HAS BEEN RECOVERED FROM GROUND- WATER WELLS IS COLLECTED BY THE CONTRACTOR, MADE UP INTO LOADS OF APPROPRIATE SIZE AND HAULED BY DILLARD ENVIRONMENTAL TO THE ALTAMONT LANDFILL AND RESOURCE RECOVERY FACILITY IN LIVERMORE, CALIFORNIA.

The contractor performing this work is PLAINTECH SERVICES, INC. (BTS), 1680 Rogers Avenue, San Jose, CA 95112 (phone [408] 573-0555). Blaine Tech Services, Inc. is authorized by BP GEM OIL COMPANY to recover, collect, apportion into loads the Non-Hazardous Well Purgewater that is drawn from wells at the BP GEM Oil Company facility indicated below and deliver that purgewater to BTS. Transport routing of the Non-Hazardous Well Purgewater may be direct from one BP GEM facility to the designated destination point; from one BP GEM facility to the designated destination point via another BP GEM facility; from a BP GEM facility to the designated destination point via the contractor's facility, or any combination thereof. The Non-Hazardous Well Purgewater is and remains the property of BP GEM Oil Company.

This Source Record **BILL OF LADING** was initiated to cover the recovery of Non-Hazardous Well Purgewater from wells at the BP GEM Oil Company facility described below:

0608
Station #


17601 Mesperian Blvd, San Lorenzo
Station Address

Total Gallons Collected From Groundwater Monitoring Wells:

added equip. any other
rinse water _____ adjustments _____

TOTAL GALS. RECOVERED 120 loaded onto
BTS vehicle # 22

BTS event # time date
030915-BA1 1600 9/15/03

signature 

REC'D AT time date

_____ / /

unloaded by
signature _____

Date: 7/11/03

Groundwater Extraction & Treatment System
ARCO Service Station 0608
17601 Hesperian Boulevard
821803 (00008000)
June 14, 2001

System Description:

Groundwater Pumps

Well	Type	Size	Control	Set Depth (TOB)
E-1A	Electric	3"	panel	23.9'

Carbon Vessels: Three ASC-1.200
 Filter: Rosedale P2 25 micron

PART A: SYSTEM DATA (Semi-Monthly)

System on upon arrival? Shutdown (if no, specify reason in comments)

ELECTRIC METER READING (kw hrs)	<u>34263</u>	HOUR METER READING (hrs)	<u>4937.8</u>
---------------------------------	--------------	--------------------------	---------------

MEASUREMENT	ON ARRIVAL	ON DEPARTURE
TOTALIZER (gallons)	<u>2,971,985</u>	<u>2,971,985</u>
FILTER INLET PRESSURE (psig)	<u>0</u>	(ideal range: 8 to 12 psig)
CARBON #1 INLET PRESSURE (psig)	<u>0</u>	(ideal range: 5 to 9 psig)
CARBON #2 INLET PRESSURE (psig)	<u>0</u>	(ideal range: 1 to 4 psig)
DISCHARGE PRESSURE (psig)	<u>0</u>	(ideal range: 0 to 2 psig)

PART B: COMMENTS Upon arrival system was off due to pump overload. Inspection of pump indicated iron-bacteria (bio fouling) of influent ports. Pulled and removed pump for cleaning and inspection.

PART C: WELL DATA (Monthly)

* ALLOW SYSTEM TO RUN 1 HOUR BEFORE OBTAINING DTW READINGS

WELL	DTW (TOB)	TOTALIZER (gallons)	FLOW RATE (gpm)	COMMENTS/ ADJUSTMENTS
E-1A				
UST-A		N/A	N/A	
UST-B		N/A	N/A	
SP1-V4		N/A	N/A	

PART D: SAMPLING (Monthly)

To be completed July 24th

SAMPLE	ANALYSIS	COMPLETED
INFLUENT	TPH-gasoline, BTEX compounds, MIBE	
EFFLUENT	TPH-gasoline, BTEX compounds, MIBE COD, TSS	
MID-1	TPH-gasoline, BTEX compounds, MIBE	
MID-2	TPH-gasoline, BTEX compounds, MIBE	

PART E: READINGS (Monthly)

To be completed July 24th

EFFLUENT	TEMP (°F)	CONDUCTIVITY (umhos)	pH (units)	DISSOLVED OXYGEN (ppm)

PART F: SYSTEM MAINTENANCE I (Monthly)

System Shutdown

NUMBER OF SPARE FILTERS ON SITE?		CHANGE FILTERS? (if necessary)	
PUMP AMP DRAW		H2O2 injection well EA-1 (if necessary)	
SWEEP ENCLOSURE			

PART G: SYSTEM MAINTENANCE II (Quarterly)

N/A

TEST ALARM SWITCHES		BACKFLUSH CARBONS	
CLEAN TOTALIZERS			

Date: 7/24/03

Groundwater Extraction & Treatment System
ARCO Service Station 0608
17601 Hesperian Boulevard
821803 (00008000)
June 14, 2001

System Description:

Groundwater Pumps

Well	Type	Size	Control	Set Depth (TOB)
E-1A	Electric	3"	panel	23.9'

Carbon Vessels: Three ASC-1,200
 Filter: Rosedale P2 25 micron

PART A: SYSTEM DATA (Semi-Monthly)

System on upon arrival? Down (if no, specify reason in comments)

ELECTRIC METER READING (kw hrs)	<u>34265</u>	HOUR METER READING (hrs)	<u>5331.4</u>
---------------------------------	--------------	--------------------------	---------------

MEASUREMENT	ON ARRIVAL	ON DEPARTURE
TOTALIZER (gallons)	<u>2972317</u>	<u>2972362</u>
FILTER INLET PRESSURE (psig)	<u>8.0</u>	(ideal range: 8 to 12 psig)
CARBON #1 INLET PRESSURE (psig)	<u>6.5</u>	(ideal range: 5 to 9 psig)
CARBON #2 INLET PRESSURE (psig)	<u>4.8</u>	(ideal range: 1 to 4 psig)
DISCHARGE PRESSURE (psig)	<u>0</u>	(ideal range: 0 to 2 psig)

PART B: COMMENTS Carbon Change completed for primary carbon vessel. Note: Carbon vessels are 2400 lb capacity! Primary and secondary carbon vessels switched. System restarted at 1300 hrs. GWE pump replaced with additional sand screen. Depth to water 9.75'. Bottom of well 24.40'. Pump set at 20'. Monthly samples collected.

PART C: WELL DATA (Monthly)

* ALLOW SYSTEM TO RUN 1 HOUR BEFORE OBTAINING DTW READINGS

WELL	DTW (ft)	TOTALIZER (gallons)	FLOW RATE (gpm)	COMMENTS/ ADJUSTMENTS
E-1A				
UST-A		N/A	N/A	
UST-B		N/A	N/A	
SP1-V4		N/A	N/A	

PART D: SAMPLING (Monthly)

SAMPLE	ANALYSIS	COMPLETED
INFLUENT	TPH-gasoline, BTEX compounds, MtBE	7/24/03
EFFLUENT	TPH-gasoline, BTEX compounds, MtBE COD, TSS	7/24/03
MID-1	TPH-gasoline, BTEX compounds, MtBE	7/24/03
MID-2	TPH-gasoline, BTEX compounds, MtBE	7/24/03

PART E: READINGS (Monthly)

EFFLUENT	TEMP (°F)	CONDUCTIVITY (umhos)	pH (units)	DISSOLVED OXYGEN (ppm)
	25.4	N/A	7.07	3.00

PART F: SYSTEM MAINTENANCE I (Monthly)

NUMBER OF SPARE FILTERS ON SITE?	5	CHANGE FILTERS? (if necessary)	No
PUMP AMP DRAW	N/A	H2O2 injection well EA-1 (if necessary)	N/A
SWEEP ENCLOSURE	N/A		

PART G: SYSTEM MAINTENANCE II (Quarterly)

TEST ALARM SWITCHES	Yes	BACKFLUSH CARBONS	No
CLEAN TOTALIZERS	Yes		

Date: 8/14/03

Groundwater Extraction & Treatment System
ARCO Service Station 0608
17601 Hesperian Boulevard
821803 (00008000)
June 14, 2001

System Description:

Groundwater Pumps

Well	Type	Size	Control	Set Depth (TOB)
E-1A	Electric	3"	panel	23.9'

Carbon Vessels: Three ASC-1,200
 Filter: Rosedale P2 25 micron

PART A: SYSTEM DATA (Semi-Monthly)

System on upon arrival? Operating (if no, specify reason in comments)

ELECTRIC METER READING (kw hrs)	<u>34494</u>	HOUR METER READING (hrs)	<u>5830.6</u>
---------------------------------	--------------	--------------------------	---------------

MEASUREMENT	ON ARRIVAL	ON DEPARTURE
TOTALIZER (gallons)	<u>3,013,513</u>	<u>3,013,517</u>
FILTER INLET PRESSURE (psig)	<u>10.0</u>	(ideal range: 8 to 12 psig)
CARBON #1 INLET PRESSURE (psig)	<u>8.3</u>	(ideal range: 5 to 9 psig)
CARBON #2 INLET PRESSURE (psig)	<u>8.3 / Carbon 3</u>	(ideal range: 1 to 4 psig)
DISCHARGE PRESSURE (psig)	<u>0</u>	(ideal range: 0 to 2 psig)

PART B: COMMENTS Pump at operating line.
Good extraction flow and pressure.

PART C: WELL DATA (Monthly)

*** ALLOW SYSTEM TO RUN 1 HOUR BEFORE OBTAINING DTW READINGS**

WELL	DTW (TOB)	TOTALIZER (gallons)	FLOWRATE (gpm)	COMMENTS/ ADJUSTMENTS
E-1A				
UST-A		N/A	N/A	
UST-B		N/A	N/A	
SP1-X4		N/A	N/A	

PART D: SAMPLING (Monthly)

due to collect 8/28/03

SAMPLE	ANALYSIS	COMPLETED
INFLUENT	TPH-gasoline, BTEX compounds, MtBE	
EFFLUENT	TPH-gasoline, BTEX compounds, MtBE COD, TSS	
MID-1	TPH-gasoline, BTEX compounds, MtBE	
MID-2	TPH-gasoline, BTEX compounds, MtBE	

PART E: READINGS (Monthly)

due to collect 8/28/03

EFFLUENT	TEMP (°F)	CONDUCTIVITY (umhos)	pH (units)	DISSOLVED OXYGEN (ppm)

PART F: SYSTEM MAINTENANCE I (Monthly)

*25
09/1/03*

NUMBER OF SPARE FILTERS ON SITE?	<i>3</i>	CHANGE FILTERS? (if necessary)	<i>Yes</i>
PUMP AMP DRAW	<i>N/A</i>	H2O2 injection well EA-1 (if necessary)	<i>N/A</i>
SWEEP ENCLOSURE	<i>O.K.</i>		

PART G: SYSTEM MAINTENANCE II (Quarterly)

Due to Perform Oct.

TEST ALARM SWITCHES		BACKFLUSH CARBONS	
CLEAN TOTALIZERS			

Date: 8/28/03

Groundwater Extraction & Treatment System
ARCO Service Station 0608
17601 Hesperian Boulevard
38486314.0L041
August 14, 2003

System Description:

Groundwater Pumps

Well	Type	Size	Control	Set Depth (TOB)
E-1A	Electric	3"	panel	23.9'

Carbon Vessels: Three ASC-2.400
 Filter: Rosedale P2.25 micron
10

PART A: SYSTEM DATA (Semi-Monthly)

System on upon arrival? ON (if no, specify reason in comments)

ELECTRIC METER READING (kw hrs)	<u>34644</u>	HOUR METER READING (hrs)	<u>6164.9</u>
---------------------------------	--------------	--------------------------	---------------

MEASUREMENT	ON ARRIVAL	ON DEPARTURE
TOTALIZER (gallons)	<u>3,040,730</u>	<u>3,040,900</u>
FILTER INLET PRESSURE (psig)	<u>12.0</u>	(ideal range: 8 to 12 psig)
CARBON #1 INLET PRESSURE (psig)	<u>9.4</u>	(ideal range: 5 to 9 psig)
CARBON #2 INLET PRESSURE (psig)	<u>9.2</u> <u>Inlet #3 → 5.0</u>	(ideal range: 1 to 4 psig)
DISCHARGE PRESSURE (psig)	<u>0</u>	(ideal range: 0 to 2 psig)

PART B: COMMENTS All operations look great!

Need to order 1 box (50 ea.)
10 micron (extended life) large bag filters

PART C: WELL DATA (Monthly)

*** ALLOW SYSTEM TO RUN 1 HOUR BEFORE OBTAINING DTW READINGS**

WELL	DTW (TOB)	TOTALIZER (gallons)	FLOWRATE (gpm)	COMMENTS/ ADJUSTMENTS
E-1A				
UST-A		N/A	N/A	
UST-B		N/A	N/A	
SP1-V4		N/A	N/A	

PART D: SAMPLING (Monthly)

SAMPLE	ANALYSIS	COMPLETED
INFLUENT	TPH-gasoline, BTEX compounds, MtBE	8/28/03
EFFLUENT	TPH-gasoline, BTEX compounds, MtBE COD, TSS	8/28/03
MID-1	TPH-gasoline, BTEX compounds, MtBE	8/28/03
MID-2	TPH-gasoline, BTEX compounds, MtBE	8/28/03

PART E: READINGS (Monthly)

EFFLUENT	TEMP (°F)	CONDUCTIVITY (umhos)	pH (units)	DISSOLVED OXYGEN (ppm)
	68.5	963 µS	7.03	2.12

PART F: SYSTEM MAINTENANCE I (Monthly)

NUMBER OF SPARE FILTERS ON SITE?	2	CHANGE FILTERS? (if necessary)	Yes
PUMP AMP DRAW	N/A	H2O2 injection well EA-1 (if necessary)	N/A
SWEEP ENCLOSURE	Yes		

PART G: SYSTEM MAINTENANCE II (Quarterly)

TEST ALARM SWITCHES	NO	BACKFLUSH CARBONS	N/A
CLEAN TOTALIZERS	NO		

Date: 9/11/03

Groundwater Extraction & Treatment System
ARCO Service Station 0608
17601 Hesperian Boulevard
821803 (00008000)
June 14, 2001

System Description:

Groundwater Pumps

Well	Type	Size	Control	Set Depth (TOB)
E-1A	Electric	3"	panel	23.9'

Carbon Vessels: Three ASC-1,200
 Filter: Rosedale P2 25 micron

PART A: SYSTEM DATA (Semi-Monthly)

System on upon arrival? Operating (if no, specify reason in comments)

ELECTRIC METER READING (kw hrs)	<u>34796</u>	HOUR METER READING (hrs)	<u>6503.1</u>
---------------------------------	--------------	--------------------------	---------------

MEASUREMENT	ON ARRIVAL	ON DEPARTURE
TOTALIZER (gallons)	<u>3,067,628</u>	<u>3,067,641</u>
FILTER INLET PRESSURE (psig)	<u>12</u>	(ideal range: 8 to 12 psig)
CARBON #1 INLET PRESSURE (psig)	<u>9.5</u>	(ideal range: 5 to 9 psig)
CARBON #2 INLET PRESSURE (psig)	<u>9.5 / 5.0</u>	(ideal range: 1 to 4 psig)
DISCHARGE PRESSURE (psig)	<u>0</u>	(ideal range: 0 to 2 psig)

PART B: COMMENTS

PART C: WELL DATA (Monthly)

* ALLOW SYSTEM TO RUN 1 HOUR BEFORE OBTAINING DTW READINGS

WELL	DTW (TOB)	TOTALIZER (gallons)	FLOWRATE (gpm)	COMMENTS/ ADJUSTMENTS
E-1A				
UST-A		N/A	N/A	
UST-B		N/A	N/A	
SP1-V4		N/A	N/A	

PART D: SAMPLING (Monthly)

To be performed on 9/25/03

SAMPLE	ANALYSIS	COMPLETED
INFLUENT	TPH-gasoline, BTEX compounds, MtBE	
EFFLUENT	TPH-gasoline, BTEX compounds, MtBE COD, TSS	
MID-1	TPH-gasoline, BTEX compounds, MtBE	
MID-2	TPH-gasoline, BTEX compounds, MtBE	

PART E: READINGS (Monthly)

To be performed on 9/25/03

EFFLUENT	TEMP (°F)	CONDUCTIVITY (umhos)	pH (units)	DISSOLVED OXYGEN (ppm)

PART F: SYSTEM MAINTENANCE I (Monthly)

NUMBER OF SPARE FILTERS ON SITE?	1	CHANGE FILTERS? (if necessary)	yes
PUMP AMP DRAW	N/A	H2O2 injection well EA-1 (if necessary)	N/A
SWEEP ENCLOSURE	yes		

PART G: SYSTEM MAINTENANCE II (Quarterly)

TEST ALARM SWITCHES	yes	BACKFLUSH CARBONS	N/A
CLEAN TOTALIZERS	yes		

Date: 9/25/03

Groundwater Extraction & Treatment System
ARCO Service Station 0608
17601 Hesperian Boulevard
38486314.0L041
August 14, 2003

System Description:

Well	Type	Groundwater Pumps Size	Control	Set Depth (TOB)
E-1A	Electric	3"	panel	23.9'

Carbon Vessels: Three ASC-2,400
 Filter: Rosedale P2 25 micron

PART A: SYSTEM DATA (Semi-Monthly)

System on upon arrival? ON (if no, specify reason in comments)

ELECTRIC METER READING (kw hrs)	<u>34943</u>	HOUR METER READING (hrs)	<u>6838.4</u>
------------------------------------	--------------	-----------------------------	---------------

MEASUREMENT	ON ARRIVAL	ON DEPARTURE
TOTALIZER (gallons)	<u>3,094,950</u>	<u>3,095,020</u>
FILTER INLET PRESSURE (psig)	<u>11</u>	(ideal range: 8 to 12 psig)
CARBON #1 INLET PRESSURE (psig)	<u>8.4</u>	(ideal range: 5 to 9 psig)
CARBON #2 INLET PRESSURE (psig)	<u>8.5 / 4.2</u>	(ideal range: 1 to 4 psig)
DISCHARGE PRESSURE (psig)	<u>0</u>	(ideal range: 0 to 2 psig)

PART B: COMMENTS

PART C: WELL DATA (Monthly)

*** ALLOW SYSTEM TO RUN 1 HOUR BEFORE OBTAINING DTW READINGS**

WELL	DTW (TOB)	TOTALIZER (gallons)	FLOWRATE (gpm)	COMMENTS/ ADJUSTMENTS
E-1A				
UST-A		N/A	N/A	
UST-B		N/A	N/A	
SP1-V4		N/A	N/A	

PART D: SAMPLING (Monthly)

SAMPLE	ANALYSIS	COMPLETED
INFLUENT	TPH-gasoline, BTEX compounds, MIBE	9/25
EFFLUENT	TPH-gasoline, BTEX compounds, MIBE COD, TSS	9/25
MID-1	TPH-gasoline, BTEX compounds, MIBE	9/25
MID-2	TPH-gasoline, BTEX compounds, MIBE	9/25

PART E: READINGS (Monthly)

EFFLUENT	TEMP (°F)	CONDUCTIVITY (umhos)	pH (units)	DISSOLVED OXYGEN (ppm)
	68.5	911 μ S	6.79	2.70

PART F: SYSTEM MAINTENANCE I (Monthly)

NUMBER OF SPARE FILTERS ON SITE?	0	CHANGE FILTERS? (if necessary)	yes
PUMP AMP DRAW	N/A	H2O2 injection well EA-1 (if necessary)	N/A
SWEEP ENCLOSURE	yes		

PART G: SYSTEM MAINTENANCE II (Quarterly)

TEST ALARM SWITCHES	NO	BACKFLUSH CARBONS	N/A
CLEAN TOTALIZERS	NO		

ATTACHMENT B

**LABORATORY PROCEDURES,
CERTIFIED ANALYTICAL REPORTS,
AND CHAIN-OF-CUSTODY RECORDS**

LABORATORY PROCEDURES

Laboratory Procedures

The groundwater samples were analyzed for the presence of the chemicals noted on the chain-of- custody using standard EPA Methods. The methods of analysis for the groundwater samples are documented in the certified analytical report. The certified analytical reports and chain-of-custody record are presented in this attachment. The analytical data provided by the laboratory approved by Group Environmental Management Company have been reviewed and verified by that laboratory.



30 September, 2003

Scott Robinson
URS Corporation [Arco]
500 12th Street, Suite 200
Oakland, CA 94607

RE: ARCO #608, San Lorenzo, CA
Work Order: MM10441

Enclosed are the results of analyses for samples received by the laboratory on 09/16/03 15:35. If you have any questions concerning this report, please feel free to contact me.

Sincerely,

Theresa Allen
Project Manager

CA ELAP Certificate #1210

URS Corporation [Arco]
500 12th Street, Suite 200
Oakland CA, 94607

Project: ARCO #608, San Lorenzo, CA
Project Number: INTRIM-50715
Project Manager: Scott Robinson

MMI0441
Reported:
09/30/03 09:41

ANALYTICAL REPORT FOR SAMPLES

Sample ID	Laboratory ID	Matrix	Date Sampled	Date Received
MW-5	MMI0441-01	Water	09/15/03 15:30	09/16/03 15:35
MW-8	MMI0441-02	Water	09/15/03 14:15	09/16/03 15:35
MW-9	MMI0441-03	Water	09/15/03 13:00	09/16/03 15:35
MW-10	MMI0441-04	Water	09/15/03 13:30	09/16/03 15:35
MW-11	MMI0441-05	Water	09/15/03 11:55	09/16/03 15:35
E-1A (MW-12)	MMI0441-06	Water	09/15/03 15:05	09/16/03 15:35
MW-15	MMI0441-07	Water	09/15/03 11:30	09/16/03 15:35
MW-16	MMI0441-08	Water	09/15/03 11:05	09/16/03 15:35
MW-22	MMI0441-09	Water	09/15/03 10:15	09/16/03 15:35
MW-25	MMI0441-10	Water	09/15/03 14:40	09/16/03 15:35
642H	MMI0441-11	Water	09/15/03 13:45	09/16/03 15:35
17372 VM	MMI0441-12	Water	09/15/03 08:25	09/16/03 15:35

There were no custody seals that were received with this project.

URS Corporation [Arco]
 500 12th Street, Suite 200
 Oakland CA, 94607

 Project: ARCO #608, San Lorenzo, CA
 Project Number: INTRIM-50715
 Project Manager: Scott Robinson

 MMI0441
 Reported:
 09/30/03 09:41

Volatile Organic Compounds by EPA Method 8260B
Sequoia Analytical - Morgan Hill

Analyte	Result	Reporting		Units	Dilution	Batch	Prepared	Analyzed	Method	Notes
		Limit								
MW-5 (MMI0441-01) Water Sampled: 09/15/03 15:30 Received: 09/16/03 15:35										
Ethanol	ND	500		ug/l	5	3124005	09/24/03	09/24/03	EPA 8260B	
tert-Butyl alcohol	ND	100		"	"	"	"	"	"	
Methyl tert-butyl ether	61	2.5		"	"	"	"	"	"	
Di-isopropyl ether	ND	2.5		"	"	"	"	"	"	
Ethyl tert-butyl ether	ND	2.5		"	"	"	"	"	"	
tert-Amyl methyl ether	2.5	2.5		"	"	"	"	"	"	
Benzene	ND	2.5		"	"	"	"	"	"	
Toluene	ND	2.5		"	"	"	"	"	"	
Ethylbenzene	ND	2.5		"	"	"	"	"	"	
Xylenes (total)	ND	2.5		"	"	"	"	"	"	
Gasoline Range Organics (C6-C10)	ND	250		"	"	"	"	"	"	
<i>Surrogate: 1,2-Dichloroethane-d4</i>		<i>95.8 %</i>		<i>78-129</i>		<i>"</i>	<i>"</i>	<i>"</i>	<i>"</i>	
MW-8 (MMI0441-02) Water Sampled: 09/15/03 14:15 Received: 09/16/03 15:35										
Ethanol	ND	100		ug/l	1	3124005	09/24/03	09/24/03	EPA 8260B	
tert-Butyl alcohol	ND	20		"	"	"	"	"	"	
Methyl tert-butyl ether	41	0.50		"	"	"	"	"	"	
Di-isopropyl ether	ND	0.50		"	"	"	"	"	"	
Ethyl tert-butyl ether	ND	0.50		"	"	"	"	"	"	
tert-Amyl methyl ether	5.3	0.50		"	"	"	"	"	"	
Benzene	ND	0.50		"	"	"	"	"	"	
Toluene	ND	0.50		"	"	"	"	"	"	
Ethylbenzene	ND	0.50		"	"	"	"	"	"	
Xylenes (total)	ND	0.50		"	"	"	"	"	"	
Gasoline Range Organics (C6-C10)	59	50		"	"	"	"	"	"	
<i>Surrogate: 1,2-Dichloroethane-d4</i>		<i>98.6 %</i>		<i>78-129</i>		<i>"</i>	<i>"</i>	<i>"</i>	<i>"</i>	



URS Corporation [Arco]
500 12th Street, Suite 200
Oakland CA, 94607

Project: ARCO #608, San Lorenzo, CA
Project Number: INTRIM-50715
Project Manager: Scott Robinson

MMI0441
Reported:
09/30/03 09:41

**Volatile Organic Compounds by EPA Method 8260B
Sequoia Analytical - Morgan Hill**

Analyte	Result	Reporting Limit	Units	Dilution	Batch	Prepared	Analyzed	Method	Notes
---------	--------	-----------------	-------	----------	-------	----------	----------	--------	-------

MW-9 (MMI0441-03) Water **Sampled: 09/15/03 13:00** **Received: 09/16/03 15:35**

Ethanol	ND	100	ug/l	1	3125002	09/25/03	09/25/03	EPA 8260B	
tert-Butyl alcohol	ND	20	"	"	"	"	"	"	
Methyl tert-butyl ether	ND	0.50	"	"	"	"	"	"	
Di-isopropyl ether	ND	0.50	"	"	"	"	"	"	
Ethyl tert-butyl ether	ND	0.50	"	"	"	"	"	"	
tert-Amyl methyl ether	ND	0.50	"	"	"	"	"	"	
1,2-Dichloroethane	ND	0.50	"	"	"	"	"	"	
1,2-Dibromoethane (EDB)	ND	0.50	"	"	"	"	"	"	
Benzene	ND	0.50	"	"	"	"	"	"	
Toluene	ND	0.50	"	"	"	"	"	"	
Ethylbenzene	ND	0.50	"	"	"	"	"	"	
Xylenes (total)	ND	0.50	"	"	"	"	"	"	
Gasoline Range Organics (C6-C10)	ND	50	"	"	"	"	"	"	

Surrogate: 1,2-Dichloroethane-d4

92.2 % 78-129

" " " "

MW-10 (MMI0441-04) Water **Sampled: 09/15/03 13:30** **Received: 09/16/03 15:35**

Ethanol	ND	1000	ug/l	10	3126001	09/26/03	09/27/03	EPA 8260B	
tert-Butyl alcohol	ND	200	"	"	"	"	"	"	
Methyl tert-butyl ether	430	5.0	"	"	"	"	"	"	
Di-isopropyl ether	ND	5.0	"	"	"	"	"	"	
Ethyl tert-butyl ether	ND	5.0	"	"	"	"	"	"	
tert-Amyl methyl ether	15	5.0	"	"	"	"	"	"	
1,2-Dichloroethane	ND	5.0	"	"	"	"	"	"	
1,2-Dibromoethane (EDB)	ND	5.0	"	"	"	"	"	"	
Benzene	ND	5.0	"	"	"	"	"	"	
Toluene	ND	5.0	"	"	"	"	"	"	
Ethylbenzene	ND	5.0	"	"	"	"	"	"	
Xylenes (total)	ND	5.0	"	"	"	"	"	"	
Gasoline Range Organics (C6-C10)	ND	500	"	"	"	"	"	"	

Surrogate: 1,2-Dichloroethane-d4

97.0 % 78-129

" " " "

URS Corporation [Arco]
 500 12th Street, Suite 200
 Oakland CA, 94607

 Project: ARCO #608, San Lorenzo, CA
 Project Number: INTRIM-50715
 Project Manager: Scott Robinson

 MMI0441
 Reported:
 09/30/03 09:41

Volatile Organic Compounds by EPA Method 8260B
Sequoia Analytical - Morgan Hill

Analyte	Result	Reporting Limit	Units	Dilution	Batch	Prepared	Analyzed	Method	Notes
---------	--------	-----------------	-------	----------	-------	----------	----------	--------	-------

MW-11 (MMI0441-05) Water Sampled: 09/15/03 11:55 Received: 09/16/03 15:35

Ethanol	ND	100	ug/l	1	3125002	09/25/03	09/25/03	EPA 8260B	
tert-Butyl alcohol	ND	20	"	"	"	"	"	"	"
Methyl tert-butyl ether	ND	0.50	"	"	"	"	"	"	"
Di-isopropyl ether	ND	0.50	"	"	"	"	"	"	"
Ethyl tert-butyl ether	ND	0.50	"	"	"	"	"	"	"
tert-Amyl methyl ether	ND	0.50	"	"	"	"	"	"	"
1,2-Dichloroethane	ND	0.50	"	"	"	"	"	"	"
1,2-Dibromoethane (EDB)	ND	0.50	"	"	"	"	"	"	"
Benzene	ND	0.50	"	"	"	"	"	"	"
Toluene	ND	0.50	"	"	"	"	"	"	"
Ethylbenzene	ND	0.50	"	"	"	"	"	"	"
Xylenes (total)	ND	0.50	"	"	"	"	"	"	"
Gasoline Range Organics (C6-C10)	ND	50	"	"	"	"	"	"	"

Surrogate: 1,2-Dichloroethane-d4 96.6 % 78-129 " " " "

E-1A (MW-12) (MMI0441-06) Water Sampled: 09/15/03 15:05 Received: 09/16/03 15:35

Ethanol	ND	100	ug/l	1	3125002	09/25/03	09/25/03	EPA 8260B	
tert-Butyl alcohol	ND	20	"	"	"	"	"	"	"
Methyl tert-butyl ether	49	0.50	"	"	"	"	"	"	"
Di-isopropyl ether	ND	0.50	"	"	"	"	"	"	"
Ethyl tert-butyl ether	ND	0.50	"	"	"	"	"	"	"
tert-Amyl methyl ether	2.4	0.50	"	"	"	"	"	"	"
1,2-Dichloroethane	ND	0.50	"	"	"	"	"	"	"
1,2-Dibromoethane (EDB)	ND	0.50	"	"	"	"	"	"	"
Benzene	ND	0.50	"	"	"	"	"	"	"
Toluene	ND	0.50	"	"	"	"	"	"	"
Ethylbenzene	ND	0.50	"	"	"	"	"	"	"
Xylenes (total)	ND	0.50	"	"	"	"	"	"	"
Gasoline Range Organics (C6-C10)	83	50	"	"	"	"	"	"	"

Surrogate: 1,2-Dichloroethane-d4 98.2 % 78-129 " " " "

URS Corporation [Arco]
 500 12th Street, Suite 200
 Oakland CA, 94607

 Project: ARCO #608, San Lorenzo, CA
 Project Number: INTRIM-50715
 Project Manager: Scott Robinson

 MMI0441
 Reported:
 09/30/03 09:41

Volatile Organic Compounds by EPA Method 8260B
Sequoia Analytical - Morgan Hill

Analyte	Result	Reporting Limit	Units	Dilution	Batch	Prepared	Analyzed	Method	Notes
---------	--------	-----------------	-------	----------	-------	----------	----------	--------	-------

MW-15 (MMI0441-07) Water Sampled: 09/15/03 11:30 Received: 09/16/03 15:35

Ethanol	ND	100	ug/l	1	3I25002	09/25/03	09/25/03	EPA 8260B	
tert-Butyl alcohol	ND	20	"	"	"	"	"	"	
Methyl tert-butyl ether	10	0.50	"	"	"	"	"	"	
Di-isopropyl ether	ND	0.50	"	"	"	"	"	"	
Ethyl tert-butyl ether	ND	0.50	"	"	"	"	"	"	
tert-Amyl methyl ether	ND	0.50	"	"	"	"	"	"	
1,2-Dichloroethane	ND	0.50	"	"	"	"	"	"	
1,2-Dibromoethane (EDB)	ND	0.50	"	"	"	"	"	"	
Benzene	ND	0.50	"	"	"	"	"	"	
Toluene	ND	0.50	"	"	"	"	"	"	
Ethylbenzene	ND	0.50	"	"	"	"	"	"	
Xylenes (total)	ND	0.50	"	"	"	"	"	"	
Gasoline Range Organics (C6-C10)	ND	50	"	"	"	"	"	"	
<i>Surrogate: 1,2-Dichloroethane-d4</i>		<i>97.0 %</i>	<i>78-129</i>						

MW-16 (MMI0441-08) Water Sampled: 09/15/03 11:05 Received: 09/16/03 15:35

Ethanol	ND	100	ug/l	1	3I26001	09/26/03	09/26/03	EPA 8260B	
tert-Butyl alcohol	ND	20	"	"	"	"	"	"	
Methyl tert-butyl ether	ND	0.50	"	"	"	"	"	"	
Di-isopropyl ether	ND	0.50	"	"	"	"	"	"	
Ethyl tert-butyl ether	ND	0.50	"	"	"	"	"	"	
tert-Amyl methyl ether	ND	0.50	"	"	"	"	"	"	
1,2-Dichloroethane	ND	0.50	"	"	"	"	"	"	
1,2-Dibromoethane (EDB)	ND	0.50	"	"	"	"	"	"	
Benzene	ND	0.50	"	"	"	"	"	"	
Toluene	ND	0.50	"	"	"	"	"	"	
Ethylbenzene	ND	0.50	"	"	"	"	"	"	
Xylenes (total)	ND	0.50	"	"	"	"	"	"	
Gasoline Range Organics (C6-C10)	ND	50	"	"	"	"	"	"	
<i>Surrogate: 1,2-Dichloroethane-d4</i>		<i>95.6 %</i>	<i>78-129</i>						

URS Corporation [Arco]
 500 12th Street, Suite 200
 Oakland CA, 94607

 Project: ARCO #608, San Lorenzo, CA
 Project Number: INTRIM-50715
 Project Manager: Scott Robinson

 MMI0441
 Reported:
 09/30/03 09:41

Volatile Organic Compounds by EPA Method 8260B
Sequoia Analytical - Morgan Hill

Analyte	Result	Reporting		Dilution	Batch	Prepared	Analyzed	Method	Notes
		Limit	Units						
MW-22 (MMI0441-09) Water Sampled: 09/15/03 10:15 Received: 09/16/03 15:35									
Ethanol	ND	1000	ug/l	10	3125002	09/25/03	09/26/03	EPA 8260B	O-12
tert-Butyl alcohol	ND	200	"	"	"	"	"	"	"
Methyl tert-butyl ether	ND	5.0	"	"	"	"	"	"	"
Di-isopropyl ether	ND	5.0	"	"	"	"	"	"	"
Ethyl tert-butyl ether	ND	5.0	"	"	"	"	"	"	"
tert-Amyl methyl ether	ND	5.0	"	"	"	"	"	"	"
1,2-Dichloroethane	ND	5.0	"	"	"	"	"	"	"
1,2-Dibromoethane (EDB)	ND	5.0	"	"	"	"	"	"	"
Benzene	ND	5.0	"	"	"	"	"	"	"
Toluene	ND	5.0	"	"	"	"	"	"	"
Ethylbenzene	ND	5.0	"	"	"	"	"	"	"
Xylenes (total)	ND	5.0	"	"	"	"	"	"	"
Gasoline Range Organics (C6-C10)	ND	500	"	"	"	"	"	"	"

Surrogate: 1,2-Dichloroethane-d4

98.8 % 78-129

MW-25 (MMI0441-10) Water Sampled: 09/15/03 14:40 Received: 09/16/03 15:35

Ethanol	ND	200	ug/l	2	3126001	09/26/03	09/27/03	EPA 8260B	
tert-Butyl alcohol	ND	40	"	"	"	"	"	"	
Methyl tert-butyl ether	140	1.0	"	"	"	"	"	"	
Di-isopropyl ether	ND	1.0	"	"	"	"	"	"	
Ethyl tert-butyl ether	ND	1.0	"	"	"	"	"	"	
tert-Amyl methyl ether	71	1.0	"	"	"	"	"	"	
1,2-Dichloroethane	ND	1.0	"	"	"	"	"	"	
1,2-Dibromoethane (EDB)	ND	1.0	"	"	"	"	"	"	
Benzene	ND	1.0	"	"	"	"	"	"	
Toluene	ND	1.0	"	"	"	"	"	"	
Ethylbenzene	ND	1.0	"	"	"	"	"	"	
Xylenes (total)	ND	1.0	"	"	"	"	"	"	
Gasoline Range Organics (C6-C10)	220	100	"	"	"	"	"	"	

Surrogate: 1,2-Dichloroethane-d4

94.6 % 78-129



URS Corporation [Arco]
500 12th Street, Suite 200
Oakland CA, 94607

Project: ARCO #608, San Lorenzo, CA
Project Number: INTRIM-50715
Project Manager: Scott Robinson

MMI0441
Reported:
09/30/03 09:41

**Volatile Organic Compounds by EPA Method 8260B
Sequoia Analytical - Morgan Hill**

Analyte	Result	Reporting Limit	Units	Dilution	Batch	Prepared	Analyzed	Method	Notes
642H (MMI0441-11) Water Sampled: 09/15/03 13:45 Received: 09/16/03 15:35									
Ethanol	ND	100	ug/l	1	3126001	09/26/03	09/26/03	EPA 8260B	
tert-Butyl alcohol	ND	20	"	"	"	"	"	"	
Methyl tert-butyl ether	ND	0.50	"	"	"	"	"	"	
Di-isopropyl ether	ND	0.50	"	"	"	"	"	"	
Ethyl tert-butyl ether	ND	0.50	"	"	"	"	"	"	
tert-Amyl methyl ether	ND	0.50	"	"	"	"	"	"	
1,2-Dichloroethane	ND	0.50	"	"	"	"	"	"	
1,2-Dibromoethane (EDB)	ND	0.50	"	"	"	"	"	"	
Benzene	ND	0.50	"	"	"	"	"	"	
Toluene	ND	0.50	"	"	"	"	"	"	
Ethylbenzene	ND	0.50	"	"	"	"	"	"	
Xylenes (total)	ND	0.50	"	"	"	"	"	"	
Gasoline Range Organics (C6-C10)	ND	50	"	"	"	"	"	"	
<i>Surrogate: 1,2-Dichloroethane-d4</i>		94.4 %	78-129	"	"	"	"	"	
17372 VM (MMI0441-12) Water Sampled: 09/15/03 08:25 Received: 09/16/03 15:35									
Ethanol	ND	100	ug/l	1	3126001	09/26/03	09/27/03	EPA 8260B	
tert-Butyl alcohol	ND	20	"	"	"	"	"	"	
Methyl tert-butyl ether	ND	0.50	"	"	"	"	"	"	
Di-isopropyl ether	ND	0.50	"	"	"	"	"	"	
Ethyl tert-butyl ether	ND	0.50	"	"	"	"	"	"	
tert-Amyl methyl ether	ND	0.50	"	"	"	"	"	"	
1,2-Dichloroethane	ND	0.50	"	"	"	"	"	"	
1,2-Dibromoethane (EDB)	ND	0.50	"	"	"	"	"	"	
Benzene	ND	0.50	"	"	"	"	"	"	
Toluene	ND	0.50	"	"	"	"	"	"	
Ethylbenzene	ND	0.50	"	"	"	"	"	"	
Xylenes (total)	ND	0.50	"	"	"	"	"	"	
Gasoline Range Organics (C6-C10)	ND	50	"	"	"	"	"	"	
<i>Surrogate: 1,2-Dichloroethane-d4</i>		98.8 %	78-129	"	"	"	"	"	



URS Corporation [Arco]
500 12th Street, Suite 200
Oakland CA, 94607

Project: ARCO #608, San Lorenzo, CA
Project Number: INTRIM-50715
Project Manager: Scott Robinson

MMI0441
Reported:
09/30/03 09:41

**Volatile Organic Compounds by EPA Method 8260B - Quality Control
Sequoia Analytical - Morgan Hill**

Analyte	Result	Reporting Limit	Units	Spike Level	Source Result	%REC	%REC Limits	RPD	RPD Limit	Notes
---------	--------	-----------------	-------	-------------	---------------	------	-------------	-----	-----------	-------

Batch 3I24005 - EPA 5030B P/T

Blank (3I24005-BLK1)

Prepared & Analyzed: 09/24/03

Ethanol	ND	100	ug/l							
tert-Butyl alcohol	ND	20	"							
Methyl tert-butyl ether	ND	0.50	"							
Di-isopropyl ether	ND	0.50	"							
Ethyl tert-butyl ether	ND	0.50	"							
tert-Amyl methyl ether	ND	0.50	"							
1,2-Dichloroethane	ND	0.50	"							
1,2-Dibromoethane (EDB)	ND	0.50	"							
Benzene	ND	0.50	"							
Toluene	ND	0.50	"							
Ethylbenzene	ND	0.50	"							
Xylenes (total)	ND	0.50	"							A-01
Gasoline Range Organics (C6-C10)	ND	50	"							
<i>Surrogate: 1,2-Dichloroethane-d4</i>	4.67		"	5.00		93.4	78-129			

Blank (3I24005-BLK2)

Prepared & Analyzed: 09/24/03

Ethanol	ND	100	ug/l							
tert-Butyl alcohol	ND	20	"							
Methyl tert-butyl ether	ND	0.50	"							
Di-isopropyl ether	ND	0.50	"							
Ethyl tert-butyl ether	ND	0.50	"							
tert-Amyl methyl ether	ND	0.50	"							
1,2-Dichloroethane	ND	0.50	"							
1,2-Dibromoethane (EDB)	ND	0.50	"							
Benzene	ND	0.50	"							
Toluene	ND	0.50	"							
Ethylbenzene	ND	0.50	"							
Xylenes (total)	ND	0.50	"							
Gasoline Range Organics (C6-C10)	ND	50	"							
<i>Surrogate: 1,2-Dichloroethane-d4</i>	4.70		"	5.00		94.0	78-129			

URS Corporation [Arco]
 500 12th Street, Suite 200
 Oakland CA, 94607

 Project: ARCO #608, San Lorenzo, CA
 Project Number: INTRIM-50715
 Project Manager: Scott Robinson

 MMI0441
 Reported:
 09/30/03 09:41

Volatile Organic Compounds by EPA Method 8260B - Quality Control
Sequoia Analytical - Morgan Hill

Analyte	Result	Reporting Limit	Units	Spike Level	Source Result	%REC	%REC Limits	RPD	RPD Limit	Notes
---------	--------	-----------------	-------	-------------	---------------	------	-------------	-----	-----------	-------

Batch 3I24005 - EPA 5030B P/T
Laboratory Control Sample (3I24005-BS1)

Prepared & Analyzed: 09/24/03

Ethanol	197	100	ug/l	200		98.5	31-186			
tert-Butyl alcohol	50.3	20	"	50.0		101	0-206			
Methyl tert-butyl ether	10.1	0.50	"	10.0		101	63-137			
Di-isopropyl ether	9.53	0.50	"	10.0		95.3	76-130			
Ethyl tert-butyl ether	9.78	0.50	"	10.0		97.8	61-141			
tert-Amyl methyl ether	9.94	0.50	"	10.0		99.4	56-140			
1,2-Dichloroethane	9.90	0.50	"	10.0		99.0	77-136			
1,2-Dibromoethane (EDB)	11.0	0.50	"	10.0		110	77-132			
Benzene	10.1	0.50	"	10.0		101	78-124			
Toluene	10.3	0.50	"	10.0		103	78-129			
Ethylbenzene	10.7	0.50	"	10.0		107	84-117			
Xylenes (total)	32.0	0.50	"	30.0		107	83-125			
<i>Surrogate: 1,2-Dichloroethane-d4</i>	<i>4.63</i>		<i>"</i>	<i>5.00</i>		<i>92.6</i>	<i>78-129</i>			

Laboratory Control Sample (3I24005-BS2)

Prepared & Analyzed: 09/24/03

Gasoline Range Organics (C6-C10)	353	50	ug/l	440		80.2	70-113			
<i>Surrogate: 1,2-Dichloroethane-d4</i>	<i>4.55</i>		<i>"</i>	<i>5.00</i>		<i>91.0</i>	<i>78-129</i>			

Laboratory Control Sample Dup (3I24005-BSD1)

Prepared & Analyzed: 09/24/03

Ethanol	159	100	ug/l	200		79.5	31-186	21.3	37	
tert-Butyl alcohol	50.4	20	"	50.0		101	0-206	0.199	22	
Methyl tert-butyl ether	10.2	0.50	"	10.0		102	63-137	0.985	13	
Di-isopropyl ether	9.61	0.50	"	10.0		96.1	76-130	0.836	9	
Ethyl tert-butyl ether	9.64	0.50	"	10.0		96.4	61-141	1.44	9	
tert-Amyl methyl ether	9.50	0.50	"	10.0		95.0	56-140	4.53	12	
1,2-Dichloroethane	9.77	0.50	"	10.0		97.7	77-136	1.32	13	
1,2-Dibromoethane (EDB)	10.6	0.50	"	10.0		106	77-132	3.70	9	
Benzene	9.71	0.50	"	10.0		97.1	78-124	3.94	12	
Toluene	10.1	0.50	"	10.0		101	78-129	1.96	10	
Ethylbenzene	9.99	0.50	"	10.0		99.9	84-117	6.86	10	
Xylenes (total)	30.4	0.50	"	30.0		101	83-125	5.13	11	
<i>Surrogate: 1,2-Dichloroethane-d4</i>	<i>4.73</i>		<i>"</i>	<i>5.00</i>		<i>94.6</i>	<i>78-129</i>			

Sequoia Analytical - Morgan Hill

The results in this report apply to the samples analyzed in accordance with the chain of custody document. Unless otherwise stated, results are reported on a wet weight basis. This analytical report must be reproduced in its entirety.

URS Corporation [Arco]
 500 12th Street, Suite 200
 Oakland CA, 94607

 Project: ARCO #608, San Lorenzo, CA
 Project Number: INTRIM-50715
 Project Manager: Scott Robinson

 MMI0441
 Reported:
 09/30/03 09:41

Volatile Organic Compounds by EPA Method 8260B - Quality Control
Sequoia Analytical - Morgan Hill

Analyte	Result	Reporting Limit	Units	Spike Level	Source Result	%REC	%REC Limits	RPD	RPD Limit	Notes
---------	--------	-----------------	-------	-------------	---------------	------	-------------	-----	-----------	-------

Batch 3I24005 - EPA 5030B P/T
Laboratory Control Sample Dup (3I24005-BSD2)

Prepared & Analyzed: 09/24/03

Gasoline Range Organics (C6-C10)	340	50	ug/l	440		77.3	70-113	3.75	9	
<i>Surrogate: 1,2-Dichloroethane-d4</i>	4.95		"	5.00		99.0	78-129			

Matrix Spike (3I24005-MS1)

Source: MMI0392-01RE1

Prepared: 09/24/03 Analyzed: 09/25/03

Ethanol	10000	5000	ug/l	10000	ND	100	31-186			
tert-Butyl alcohol	2990	1000	"	2500	ND	120	0-206			
Methyl tert-butyl ether	586	25	"	500	70	103	63-137			
Di-isopropyl ether	484	25	"	500	ND	96.8	76-130			
Ethyl tert-butyl ether	489	25	"	500	ND	97.8	61-141			
tert-Amyl methyl ether	486	25	"	500	ND	97.2	56-140			
1,2-Dichloroethane	508	25	"	500	ND	102	77-126			
1,2-Dibromoethane (EDB)	536	25	"	500	ND	107	77-132			
Benzene	496	25	"	500	ND	99.2	78-124			
Toluene	504	25	"	500	5.5	99.7	78-129			
Ethylbenzene	526	25	"	500	ND	105	84-117			
Xylenes (total)	1580	25	"	1500	ND	105	83-125			
<i>Surrogate: 1,2-Dichloroethane-d4</i>	4.79		"	5.00		95.8	78-129			

Matrix Spike Dup (3I24005-MSD1)

Source: MMI0392-01RE1

Prepared: 09/24/03 Analyzed: 09/25/03

Ethanol	8540	5000	ug/l	10000	ND	85.4	31-186	15.7	37	
tert-Butyl alcohol	3140	1000	"	2500	ND	126	0-206	4.89	22	
Methyl tert-butyl ether	578	25	"	500	70	102	63-137	1.37	13	
Di-isopropyl ether	476	25	"	500	ND	95.2	76-130	1.67	9	
Ethyl tert-butyl ether	479	25	"	500	ND	95.8	61-141	2.07	9	
tert-Amyl methyl ether	478	25	"	500	ND	95.6	56-140	1.66	12	
1,2-Dichloroethane	494	25	"	500	ND	98.8	77-126	2.79	13	
1,2-Dibromoethane (EDB)	540	25	"	500	ND	108	77-132	0.743	9	
Benzene	484	25	"	500	ND	96.8	78-124	2.45	12	
Toluene	486	25	"	500	5.5	96.1	78-129	3.64	10	
Ethylbenzene	494	25	"	500	ND	98.8	84-117	6.27	10	
Xylenes (total)	1470	25	"	1500	ND	98.0	83-125	7.21	11	
<i>Surrogate: 1,2-Dichloroethane-d4</i>	4.81		"	5.00		96.2	78-129			

URS Corporation [Arco]
 500 12th Street, Suite 200
 Oakland CA, 94607

 Project: ARCO #608, San Lorenzo, CA
 Project Number: INTRIM-50715
 Project Manager: Scott Robinson

 MMI0441
 Reported:
 09/30/03 09:41

Volatile Organic Compounds by EPA Method 8260B - Quality Control
Sequoia Analytical - Morgan Hill

Analyte	Result	Reporting Limit	Units	Spike Level	Source Result	%REC	%REC Limits	RPD	RPD Limit	Notes
---------	--------	--------------------	-------	----------------	------------------	------	----------------	-----	--------------	-------

Batch 3I25002 - EPA 5030B P/T
Blank (3I25002-BLK1)

Prepared & Analyzed: 09/25/03

Ethanol	ND	100	ug/l							
tert-Butyl alcohol	ND	20	"							
Methyl tert-butyl ether	ND	0.50	"							
Di-isopropyl ether	ND	0.50	"							
Ethyl tert-butyl ether	ND	0.50	"							
tert-Amyl methyl ether	ND	0.50	"							
1,2-Dichloroethane	ND	0.50	"							
1,2-Dibromoethane (EDB)	ND	0.50	"							
Benzene	ND	0.50	"							
Toluene	ND	0.50	"							
Ethylbenzene	ND	0.50	"							
Xylenes (total)	ND	0.50	"							
Gasoline Range Organics (C6-C10)	ND	50	"							
<i>Surrogate: 1,2-Dichloroethane-d4</i>	4.71		"	5.00		94.2	78-129			

Laboratory Control Sample (3I25002-BS1)

Prepared & Analyzed: 09/25/03

Ethanol	157	100	ug/l	200		78.5	31-186			
tert-Butyl alcohol	46.9	20	"	50.0		93.8	0-206			
Methyl tert-butyl ether	9.72	0.50	"	10.0		97.2	63-137			
Di-isopropyl ether	9.10	0.50	"	10.0		91.0	76-130			
Ethyl tert-butyl ether	9.09	0.50	"	10.0		90.9	61-141			
tert-Amyl methyl ether	9.31	0.50	"	10.0		93.1	56-140			
1,2-Dichloroethane	9.61	0.50	"	10.0		96.1	77-136			
1,2-Dibromoethane (EDB)	10.2	0.50	"	10.0		102	77-132			
Benzene	9.45	0.50	"	10.0		94.5	78-124			
Toluene	9.69	0.50	"	10.0		96.9	78-129			
Ethylbenzene	10.3	0.50	"	10.0		103	84-117			
Xylenes (total)	30.8	0.50	"	30.0		103	83-125			
<i>Surrogate: 1,2-Dichloroethane-d4</i>	4.73		"	5.00		94.6	78-129			

URS Corporation [Arco]
500 12th Street, Suite 200
Oakland CA, 94607

Project: ARCO #608, San Lorenzo, CA
Project Number: INTRIM-50715
Project Manager: Scott Robinson

MMI0441
Reported:
09/30/03 09:41

Volatile Organic Compounds by EPA Method 8260B - Quality Control
Sequoia Analytical - Morgan Hill

Analyte	Result	Reporting Limit	Units	Spike Level	Source Result	%REC	%REC Limits	RPD	RPD Limit	Notes
---------	--------	-----------------	-------	-------------	---------------	------	-------------	-----	-----------	-------

Batch 3I25002 - EPA 5030B P/T
Laboratory Control Sample (3I25002-BS2)

Prepared & Analyzed: 09/25/03

Gasoline Range Organics (C6-C10)	340	50	ug/l	440		77.3	70-113			
<i>Surrogate: 1,2-Dichloroethane-d4</i>	<i>4.65</i>		"	<i>5.00</i>		<i>93.0</i>	<i>78-129</i>			

Matrix Spike (3I25002-MS1)

Source: MMI0441-09

Prepared & Analyzed: 09/25/03

Methyl tert-butyl ether	79.8	5.0	ug/l	101	ND	79.0	63-137			
Benzene	54.5	5.0	"	64.8	ND	84.1	78-124			
Toluene	312	5.0	"	297	1.0	105	78-129			
Ethylbenzene	76.7	5.0	"	72.0	ND	107	84-117			
Xylenes (total)	377	5.0	"	337	ND	112	83-125			
Gasoline Range Organics (C6-C10)	3370	500	"	4400	ND	76.6	70-113			
<i>Surrogate: 1,2-Dichloroethane-d4</i>	<i>4.87</i>		"	<i>5.00</i>		<i>97.4</i>	<i>78-129</i>			

Matrix Spike (3I25002-MS2)

Source: MMI0441-09

Prepared & Analyzed: 09/25/03

Ethanol	1850	1000	ug/l	2000	ND	92.5	31-186			
tert-Butyl alcohol	602	200	"	500	ND	120	0-206			
Methyl tert-butyl ether	98.6	5.0	"	100	ND	98.6	63-137			
Di-isopropyl ether	102	5.0	"	100	ND	102	76-130			
Ethyl tert-butyl ether	102	5.0	"	100	ND	102	61-141			
tert-Amyl methyl ether	101	5.0	"	100	ND	101	56-140			
1,2-Dichloroethane	103	5.0	"	100	ND	103	77-126			
1,2-Dibromoethane (EDB)	109	5.0	"	100	ND	109	77-132			
Benzene	102	5.0	"	100	ND	102	78-124			
Toluene	104	5.0	"	100	1.0	103	78-129			
Ethylbenzene	102	5.0	"	100	ND	102	84-117			
Xylenes (total)	306	5.0	"	300	ND	102	83-125			
<i>Surrogate: 1,2-Dichloroethane-d4</i>	<i>4.89</i>		"	<i>5.00</i>		<i>97.8</i>	<i>78-129</i>			

Matrix Spike Dup (3I25002-MSD1)

Source: MMI0441-09

Prepared & Analyzed: 09/25/03

Methyl tert-butyl ether	72.7	5.0	ug/l	101	ND	72.0	63-137	9.31	13	
Benzene	55.8	5.0	"	64.8	ND	86.1	78-124	2.36	12	
Toluene	324	5.0	"	297	1.0	109	78-129	3.77	10	
Ethylbenzene	77.7	5.0	"	72.0	ND	108	84-117	1.30	10	
Xylenes (total)	380	5.0	"	337	ND	113	83-125	0.793	11	
Gasoline Range Organics (C6-C10)	3530	500	"	4400	ND	80.2	70-113	4.64	9	
<i>Surrogate: 1,2-Dichloroethane-d4</i>	<i>4.89</i>		"	<i>5.00</i>		<i>97.8</i>	<i>78-129</i>			

Sequoia Analytical - Morgan Hill

The results in this report apply to the samples analyzed in accordance with the chain of custody document. Unless otherwise stated, results are reported on a wet weight basis. This analytical report must be reproduced in its entirety.

URS Corporation [Arco]
500 12th Street, Suite 200
Oakland CA, 94607

Project: ARCO #608, San Lorenzo, CA
Project Number: INTRIM-50715
Project Manager: Scott Robinson

MMI0441
Reported:
09/30/03 09:41

Volatile Organic Compounds by EPA Method 8260B - Quality Control
Sequoia Analytical - Morgan Hill

Analyte	Result	Reporting Limit	Units	Spike Level	Source Result	%REC	%REC Limits	RPD	RPD Limit	Notes
---------	--------	-----------------	-------	-------------	---------------	------	-------------	-----	-----------	-------

Batch 3I25002 - EPA 5030B P/T

Matrix Spike Dup (3I25002-MSD2)	Source: MMI0441-09			Prepared & Analyzed: 09/25/03						
Ethanol	1700	1000	ug/l	2000	ND	85.0	31-186	8.45	37	
tert-Butyl alcohol	574	200	"	500	ND	115	0-206	4.76	22	
Methyl tert-butyl ether	109	5.0	"	100	ND	109	63-137	10.0	13	
Di-isopropyl ether	100	5.0	"	100	ND	100	76-130	1.98	9	
Ethyl tert-butyl ether	101	5.0	"	100	ND	101	61-141	0.985	9	
tert-Amyl methyl ether	100	5.0	"	100	ND	100	56-140	0.995	12	
1,2-Dichloroethane	104	5.0	"	100	ND	104	77-126	0.966	13	
1,2-Dibromoethane (EDB)	110	5.0	"	100	ND	110	77-132	0.913	9	
Benzene	100	5.0	"	100	ND	100	78-124	1.98	12	
Toluene	100	5.0	"	100	1.0	99.0	78-129	3.92	10	
Ethylbenzene	102	5.0	"	100	ND	102	84-117	0.00	10	
Xylenes (total)	304	5.0	"	300	ND	101	83-125	0.656	11	
<i>Surrogate: 1,2-Dichloroethane-d4</i>	4.85		"	5.00		97.0	78-129			

Batch 3I26001 - EPA 5030B P/T

Blank (3I26001-BLK1)	Prepared & Analyzed: 09/26/03									
Ethanol	ND	100	ug/l							
tert-Butyl alcohol	ND	20	"							
Methyl tert-butyl ether	ND	0.50	"							
Di-isopropyl ether	ND	0.50	"							
Ethyl tert-butyl ether	ND	0.50	"							
tert-Amyl methyl ether	ND	0.50	"							
1,2-Dichloroethane	ND	0.50	"							
1,2-Dibromoethane (EDB)	ND	0.50	"							
Benzene	ND	0.50	"							
Toluene	ND	0.50	"							
Ethylbenzene	ND	0.50	"							
Xylenes (total)	ND	0.50	"							
Gasoline Range Organics (C6-C10)	ND	50	"							
<i>Surrogate: 1,2-Dichloroethane-d4</i>	4.80		"	5.00		96.0	78-129			

Sequoia Analytical - Morgan Hill

The results in this report apply to the samples analyzed in accordance with the chain of custody document. Unless otherwise stated, results are reported on a wet weight basis. This analytical report must be reproduced in its entirety.

URS Corporation [Arco]
500 12th Street, Suite 200
Oakland CA, 94607

Project: ARCO #608, San Lorenzo, CA
Project Number: INTRIM-50715
Project Manager: Scott Robinson

MMI0441
Reported:
09/30/03 09:41

Volatile Organic Compounds by EPA Method 8260B - Quality Control
Sequoia Analytical - Morgan Hill

Analyte	Result	Reporting Limit	Units	Spike Level	Source Result	%REC	%REC Limits	RPD	RPD Limit	Notes
---------	--------	-----------------	-------	-------------	---------------	------	-------------	-----	-----------	-------

Batch 3I26001 - EPA 5030B P/T
Laboratory Control Sample (3I26001-BS1)

Prepared & Analyzed: 09/26/03

Ethanol	181	100	ug/l	200		90.5	31-186			
tert-Butyl alcohol	48.4	20	"	50.0		96.8	0-206			
Methyl tert-butyl ether	10.1	0.50	"	10.0		101	63-137			
Di-isopropyl ether	9.80	0.50	"	10.0		98.0	76-130			
Ethyl tert-butyl ether	9.77	0.50	"	10.0		97.7	61-141			
tert-Amyl methyl ether	9.76	0.50	"	10.0		97.6	56-140			
1,2-Dichloroethane	10.1	0.50	"	10.0		101	77-136			
1,2-Dibromoethane (EDB)	10.8	0.50	"	10.0		108	77-132			
Benzene	9.92	0.50	"	10.0		99.2	78-124			
Toluene	10.2	0.50	"	10.0		102	78-129			
Ethylbenzene	10.3	0.50	"	10.0		103	84-117			
Xylenes (total)	30.5	0.50	"	30.0		102	83-125			
<i>Surrogate: 1,2-Dichloroethane-d4</i>	4.83		"	5.00		96.6	78-129			

Laboratory Control Sample (3I26001-BS2)

Prepared & Analyzed: 09/26/03

Gasoline Range Organics (C6-C10)	324	50	ug/l	440		73.6	70-113			
<i>Surrogate: 1,2-Dichloroethane-d4</i>	4.97		"	5.00		99.4	78-129			

Laboratory Control Sample Dup (3I26001-BSD1)

Prepared & Analyzed: 09/26/03

Ethanol	142	100	ug/l	200		71.0	31-186	24.1	37	
tert-Butyl alcohol	47.2	20	"	50.0		94.4	0-206	2.51	22	
Methyl tert-butyl ether	10.1	0.50	"	10.0		101	63-137	0.00	13	
Di-isopropyl ether	9.82	0.50	"	10.0		98.2	76-130	0.204	9	
Ethyl tert-butyl ether	9.89	0.50	"	10.0		98.9	61-141	1.22	9	
tert-Amyl methyl ether	9.44	0.50	"	10.0		94.4	56-140	3.33	12	
1,2-Dichloroethane	9.91	0.50	"	10.0		99.1	77-136	1.90	13	
1,2-Dibromoethane (EDB)	10.3	0.50	"	10.0		103	77-132	4.74	9	
Benzene	9.68	0.50	"	10.0		96.8	78-124	2.45	12	
Toluene	9.70	0.50	"	10.0		97.0	78-129	5.03	10	
Ethylbenzene	9.67	0.50	"	10.0		96.7	84-117	6.31	10	
Xylenes (total)	28.9	0.50	"	30.0		96.3	83-125	5.39	11	
<i>Surrogate: 1,2-Dichloroethane-d4</i>	4.81		"	5.00		96.2	78-129			



URS Corporation [Arco] 500 12th Street, Suite 200 Oakland CA, 94607	Project: ARCO #608, San Lorenzo, CA Project Number: INTRIM-50715 Project Manager: Scott Robinson	MMI0441 Reported: 09/30/03 09:41
---	--	---

**Volatile Organic Compounds by EPA Method 8260B - Quality Control
Sequoia Analytical - Morgan Hill**

Analyte	Result	Reporting Limit	Units	Spike Level	Source Result	%REC Limits	RPD	RPD Limit	Notes
---------	--------	--------------------	-------	----------------	------------------	----------------	-----	--------------	-------

Batch 3126001 - EPA 5030B P/T

Laboratory Control Sample Dup (3126001-BSD2)

Prepared & Analyzed: 09/26/03

Gasoline Range Organics (C6-C10)	348	50	ug/l	440		79.1 70-113	7.14	9	
Surrogate: 1,2-Dichloroethane-d4	4.89		"	5.00		97.8 78-129			



URS Corporation [Arco]
500 12th Street, Suite 200
Oakland CA, 94607

Project: ARCO #608, San Lorenzo, CA
Project Number: INTRIM-50715
Project Manager: Scott Robinson

MMI0441
Reported:
09/30/03 09:41

Notes and Definitions

- A-01 The result exceeds the client criteria for the method blank.
- O-12 "The continuing calibration verification was outside of client contractual acceptance limits by low 3.1%. However, it was within method acceptance limits. The data should still be useful for its intended purpose."
- DET Analyte DETECTED
- ND Analyte NOT DETECTED at or above the reporting limit
- NR Not Reported
- dry Sample results reported on a dry weight basis
- RPD Relative Percent Difference



Chain of Custody Record

Project Name 0608 GWM
 BP BU/GEM CO Portfolio Retail
 BP Laboratory Contract Number: Atlantic Richfield Company

MME0441

Date: 9/15/03

Requested Due Date (mm/dd/yy) 14 day TAT

030915-BA1

Page 1 of 2

On-site Time: 0800 Temp: 57
 Off-site Time: 1600 Temp: 75
 Sky Conditions: Partly Cloudy
 Meteorological Events:
 Wind Speed: 1-2 mph Direction: S

Send To:	BP/GEM Facility No.: <u>ARCO 608</u>	Consultant/Contractor: <u>URS</u>
Lab Name: <u>SEQUOIA</u>	BP/GEM Facility Address: <u>17601 HESPERIAN BL, SAN LORENZO, CA</u>	Address: <u>500 12th St, Ste. 200</u>
Lab Address: <u>885 Jarvis Dr.</u>	Site ID No. <u>ARCO 608</u>	<u>Oakland, CA 94609-4014</u>
<u>Morgan Hill, CA 95037</u>	Site Lat/Long:	e-mail EDD: <u>doana.cosper@URSCorp.com</u>
	California Global ID #: <u>T0600100085</u>	Consultant/Contractor Project No.: <u>J5-0000608.01 00427</u>
Lab PM <u>Theresa Allen</u>	BP/GEM PM Contact: <u>PAUL SUPPLE</u>	Consultant Tele/Fax: <u>510-893-3600/510-874-3268</u>
Tele/Fax: <u>408-778-9800 / 408-782-6308</u>	Address: <u>P.O. Box 6549</u>	Consultant/Contractor PM: <u>Scott Robinson</u>
Report Type & QC Level: <u>1 Send EDF Reports</u>	<u>Morgan, CA 94570</u>	Invoice to: <u>Consultant/Contractor of BP/GEM (Circle one)</u>
BP/GEM Account No.:	Tele/Fax: <u>925-299-8891/925-299-8872</u>	BP/GEM Work Release No: <u>INTRIM -50715</u>

Item No.	Sample Description	Time	Matrix				Laboratory No.	No. of containers	Preservatives			Requested Analysis							Sample Point Lat/Long and Comments
			Solid/Solid	Water/Liquid	Sediments	Air			Unpreserved	H ₂ SO ₄	HNO ₃	HCl	TPH-G/BTEX (8015/8021/8260)	TPH-D (8015)	MTBE (8021)	MTBE (8260)	MTBE, TAME, ETBE (8015/8021/8260)	1,2-DCA & EDB (8260)	
1	MW-5	1530	X				01	6					X					X	
2	MW-8	1415	X				02	3					X					X	
3	MW-9	1300	X				03	3					X					X	
4	MW-10	1330	X				04	3					X					X	
5	MW-11	1155	X				05	3					X					X	
6	E-1A (MW-12)	1505	X				06	3					X					X	
7	MW-15	1130	X				07	3					X					X	
8	MW-16	1105	X				08	3					X					X	
9	MW-22	1015	X				09	3					X					X	
10	MW-25	1440	X				10	3					X					X	

Sampler's Name: <u>Brian Alvarez</u>	Relinquished By / Affiliation:	Date:	Time:	Accepted By / Affiliation:	Date:	Time:
Sampler's Company: <u>D. LANGE TECH SERVICES</u>	<i>[Signature]</i>	<u>9/14/03</u>	<u>1430</u>	<i>[Signature]</i>	<u>9/14/03</u>	<u>1450</u>
Shipment Date:	<i>[Signature]</i>	<u>9/14/03</u>	<u>1335</u>	<i>[Signature]</i>	<u>9/14/03</u>	<u>1535</u>
Shipment Method:						
Shipment Tracking No.:						

Additional Instructions: Address Invoice to BP/GEM but send to URS for approval

Seals In Place Yes No Temperature Blank Yes No Cooler Temperature on Receipt 6 °F/C Trip Blank Yes No

Distribution: White Copy - Laboratory / Yellow Copy - BP/GEM / Pink Copy - Consultant/Contractor



Chain of Custody Record

Project Name 0608 GWM
 BP BU/GEM CO Portfolio Retail
 BP Laboratory Contract Number: Atlantic Richfield Company

MMED441

Date: 9/15/03

Requested Due Date (mm/dd/yy) 14 day TAT

030915BA1

Page 2 of 2

On-site Time: 0800 Temp: 57
 Off-site Time: 1100 Temp: 75
 Sky Conditions: Partly Cloudy
 Meteorological Events:
 Wind Speed: 1-2 mph Direction: S

Send To:	BP/GEM Facility No.: <u>ARCO 608</u>	Consultant/Contractor: <u>URS</u>
Lab Name: <u>SEQUOIA</u>	BP/GEM Facility Address: <u>17601 HESPERIAN BL, SAN LORENZO, CA</u>	Address: <u>500 12th St., Ste. 200</u>
Lab Address: <u>885 Jarvis Dr.</u>	Site ID No. <u>ARCO 608</u>	<u>Oakland, CA 94609-4014</u>
<u>Morgan Hill, CA 95037</u>	Site Lat/Long:	e-mail R1111: <u>donna_casper@URSCorp.com</u>
	California Global ID #: <u>T0600100085</u>	Consultant/Contractor Project No.: <u>J5-00000608.01 00427</u>
Lab PM <u>Theresa Allen</u>	BP/GEM PM Contact: <u>PAUL SUPPLE</u>	Consultant Tele/Fax: <u>510-893-3600/510-874-3268</u>
Tele/Fax: <u>408-776-9600 / 408-782-6308</u>	Address: <u>P.O. Box 6649</u>	Consultant/Contractor PM: <u>Scott Robinson</u>
Report Type & QC Level: <u>1 Send EDI Reports</u>	<u>Moraga, CA 94570</u>	Invoice to: Consultant/Contractor of <u>BP/GEM</u> (Circle one)
BP/GEM Account No.:	Tele/Fax: <u>925-299-8891/925-299-8872</u>	BP/GEM Work Release No: <u>INTRIM -50715</u>

Item No.	Sample Description	Time	Matrix				Laboratory No.	No. of containers	Preservatives				Requested Analysis							Sample Point Lat/Long and Comments				
			Soil/Solid	Water/Liquid	Sediments	Air			Unpreserved	H ₂ SO ₄	HNO ₃	HCl	TPH-G / BTEX 5801.5/8021/98260	TPH-D (8015)	MTBE (8021)	MTBE (8260)	MTBE, TAME, ETBE DIPS, TBA (8260)	1,2-DCA & EDB (8260)	Etanol (8260)					
1	642.H	1345	X				3				X			X										
2	17372.VM	0825	X				3				X			X										
3																								
4																								
5																								
6																								
7																								
8																								
9																								
10																								

Sampler's Name: <u>Brian Alford</u>	Relinquished By / Affiliation: <u>[Signature]</u>	Date: <u>9/16/03</u>	Time: <u>1430</u>	Accepted By / Affiliation: <u>[Signature]</u>	Date: <u>9/16/03</u>	Time: <u>1430</u>
Sampler's Company: <u>Brian Tech Services</u>						
Shipment Date: <u>9/16/03</u>						
Shipment Method: <u>[Signature]</u>						
Shipment Tracking No:						

Special Instructions: Address invoice to BP/GEM but send to URS for approval

Seals In Place Yes No X Temperature Blank Yes No X Cooler Temperature on Receipt 6 °C Trip Blank Yes No X

SEQUOIA ANALYTICAL SAMPLE RECEIPT LOG

CLIENT NAME: bp
 REC. BY (PRINT): AD
 WORKORDER: MM10441

DATE REC'D AT LAB: 9/16/03
 TIME REC'D AT LAB: 1535
 DATE LOGGED IN: 9-17-03

Drinking water for
 regulatory purposes: YES/NO YES NO
 Wastewater for
 regulatory purposes: YES/NO YES NO

CIRCLE THE APPROPRIATE RESPONSE	LAB SAMPLE #	DASH #	CLIENT ID	CONTAINER DESCRIPTION	PRESERVATIVE	SAMPLE MATRIX	DATE SAMPLED	REMARKS: CONDITION (ETC.)
1. Custody Seal(s) Present / <input checked="" type="radio"/> Absent Intact / Broken*			MW-5	(6) Voas	HCl	L	9/16/03	
2. Chain-of-Custody <input checked="" type="radio"/> Present / Absent*			-8	(3) Voas				
3. Traffic Reports or Packing List:			-9					
4. Airbill: Present / <input checked="" type="radio"/> Absent Airbill / Sticker Present / <input checked="" type="radio"/> Absent			-10					
5. Airbill #:			-11					
6. Sample Labels: <input checked="" type="radio"/> Present / Absent			E-1A (MW-12)					
7. Sample IDs: <input checked="" type="radio"/> Listed / Not Listed on Chain-of-Custody			MW-15					
8. Sample Condition: <input checked="" type="radio"/> Intact / Broken* / Leaking*			-16					
			-22					
			-25					
			64 2H					
			17-372 VM					
9. Does information on custody reports, traffic reports and sample labels agree? <input checked="" type="radio"/> Yes / <input type="radio"/> No*								
10. Sample received within hold time: <input checked="" type="radio"/> Yes / <input type="radio"/> No*								
11. Proper Preservatives used: <input checked="" type="radio"/> Yes / <input type="radio"/> No*								
12. Temp Rec. at Lab: Is temp 4 +/- 2°C? <input checked="" type="radio"/> Yes / <input type="radio"/> No** (Acceptance range for samples requiring thermal pres.)								

***IF CIRCLED, CONTACT PROJECT MANAGER AND ATTACH RECORD OF RESOLUTION.**



11 August, 2003

Scott Robinson
URS Corp. - Oakland
500 12th St. Suite 200
Oakland, CA 94607

RE: Arco Site #608, San Lorenzo, CA
Work Order: P307491

Enclosed are the results of analyses for samples received by the laboratory on 07/24/03 16:50. If you have any questions concerning this report, please feel free to contact me.

Sincerely,

Angelee Cari
Project Manager

CA ELAP Certificate #2374



URS Corp. - Oakland
500 12th St. Suite 200
Oakland CA, 94607

Project: Arco Site #608, San Lorenzo, CA
Project Number: [none]
Project Manager: Scott Robinson

P307491
Reported:
08/11/03 11:41

ANALYTICAL REPORT FOR SAMPLES

Sample ID	Laboratory ID	Matrix	Date Sampled	Date Received
INFL	P307491-01	Water	07/24/03 11:45	07/24/03 16:50
MID-1	P307491-02	Water	07/24/03 11:40	07/24/03 16:50
MID-2	P307491-03	Water	07/24/03 11:35	07/24/03 16:50
EFFL	P307491-04	Water	07/24/03 11:30	07/24/03 16:50

These samples were not received with custody seals.

URS Corp. - Oakland
 500 12th St. Suite 200
 Oakland CA, 94607

 Project: Arco Site #608, San Lorenzo, CA
 Project Number: [none]
 Project Manager: Scott Robinson

 P307491
 Reported:
 08/11/03 11:41

Total Petroleum Hydrocarbons as Gasoline and BTEX by EPA 8015B/8021B
Sequoia Analytical - Petaluma

Analyte	Result	Reporting		Units	Dilution	Batch	Prepared	Analyzed	Method	Notes
		Limit								
INFL (P307491-01) Water Sampled: 07/24/03 11:45 Received: 07/24/03 16:50										
Gasoline Range Organics	51	50		ug/l	1	3070646	07/30/03	07/30/03	EPA 8015B/8021B	HC-19
Benzene	ND	0.50	"	"	"	"	"	"	"	
Toluene	ND	0.50	"	"	"	"	"	"	"	
Ethylbenzene	ND	0.50	"	"	"	"	"	"	"	
Xylenes (total)	ND	0.50	"	"	"	"	"	"	"	
Methyl tert-butyl ether	41	2.5	"	"	"	"	"	"	"	
<i>Surrogate: a,a,a-Trifluorotoluene</i>		99 %		65-135		"	"	"	"	
<i>Surrogate: 4-Bromofluorobenzene</i>		94 %		65-135		"	"	"	"	
MID-1 (P307491-02) Water Sampled: 07/24/03 11:40 Received: 07/24/03 16:50										
Gasoline Range Organics	ND	50		ug/l	1	3070646	07/30/03	07/30/03	EPA 8015B/8021B	
Benzene	ND	0.50	"	"	"	"	"	"	"	
Toluene	ND	0.50	"	"	"	"	"	"	"	
Ethylbenzene	ND	0.50	"	"	"	"	"	"	"	
Xylenes (total)	ND	0.50	"	"	"	"	"	"	"	
Methyl tert-butyl ether	ND	2.5	"	"	"	"	"	"	"	
<i>Surrogate: a,a,a-Trifluorotoluene</i>		101 %		65-135		"	"	"	"	
<i>Surrogate: 4-Bromofluorobenzene</i>		93 %		65-135		"	"	"	"	
MID-2 (P307491-03) Water Sampled: 07/24/03 11:35 Received: 07/24/03 16:50										
Gasoline Range Organics	ND	50		ug/l	1	3070646	07/30/03	07/30/03	EPA 8015B/8021B	
Benzene	ND	0.50	"	"	"	"	"	"	"	
Toluene	ND	0.50	"	"	"	"	"	"	"	
Ethylbenzene	ND	0.50	"	"	"	"	"	"	"	
Xylenes (total)	ND	0.50	"	"	"	"	"	"	"	
Methyl tert-butyl ether	ND	2.5	"	"	"	"	"	"	"	
<i>Surrogate: a,a,a-Trifluorotoluene</i>		101 %		65-135		"	"	"	"	
<i>Surrogate: 4-Bromofluorobenzene</i>		94 %		65-135		"	"	"	"	

URS Corp. - Oakland
 500 12th St. Suite 200
 Oakland CA, 94607

Project: Arco Site #608, San Lorenzo, CA
 Project Number: [none]
 Project Manager: Scott Robinson

P307491
Reported:
 08/11/03 11:41

Total Petroleum Hydrocarbons as Gasoline and BTEX by EPA 8015B/8021B
Sequoia Analytical - Petaluma

Analyte	Result	Reporting Limit	Units	Dilution	Batch	Prepared	Analyzed	Method	Notes
EFFL (P307491-04) Water Sampled: 07/24/03 11:30 Received: 07/24/03 16:50									
Gasoline Range Organics	ND	50	ug/l	1	3070646	07/30/03	07/30/03	EPA 8015B/8021B	
Benzene	ND	0.50	"	"	"	"	"	"	"
Toluene	ND	0.50	"	"	"	"	"	"	"
Ethylbenzene	ND	0.50	"	"	"	"	"	"	"
Xylenes (total)	ND	0.50	"	"	"	"	"	"	"
Methyl tert-butyl ether	ND	2.5	"	"	"	"	"	"	"
Surrogate: a,a,a-Trifluorotoluene		99 %		65-135	"	"	"	"	"
Surrogate: 4-Bromofluorobenzene		86 %		65-135	"	"	"	"	"



URS Corp. - Oakland
500 12th St. Suite 200
Oakland CA, 94607

Project: Arco Site #608, San Lorenzo, CA
Project Number: [none]
Project Manager: Scott Robinson

P307491
Reported:
08/11/03 11:41

Volatile Organic Compounds by EPA Method 8260B
Sequoia Analytical - Petaluma

Analyte	Result	Reporting Limit	Units	Dilution	Batch	Prepared	Analyzed	Method	Notes
INFL (P307491-01) Water Sampled: 07/24/03 11:45 Received: 07/24/03 16:50									
Methyl tert-butyl ether	47	2.5	ug/l	5	3070683	07/31/03	07/31/03	EPA 8260B	
Surrogate: Dibromofluoromethane		103 %	84-122		"	"	"	"	



URS Corp. - Oakland
500 12th St. Suite 200
Oakland CA, 94607

Project: Arco Site #608, San Lorenzo, CA
Project Number: [none]
Project Manager: Scott Robinson

P307491
Reported:
08/11/03 11:41

**Conventional Chemistry Parameters by APHA/EPA Methods
Sequoia Analytical - Petaluma**

Analyte	Result	Reporting		Units	Dilution	Batch	Prepared	Analyzed	Method	Notes
		Limit								
EFFL (P307491-04) Water Sampled: 07/24/03 11:30 Received: 07/24/03 16:50										
Chemical Oxygen Demand	ND	20000		ug/l	1	3080122	08/07/03	08/07/03	EPA 410.4	
Total Suspended Solids	ND	10000		"	"	3070615	07/29/03	07/29/03	EPA 160.2	

URS Corp. - Oakland
 500 12th St. Suite 200
 Oakland CA, 94607

 Project: Arco Site #608, San Lorenzo, CA
 Project Number: [none]
 Project Manager: Scott Robinson

 P307491
 Reported:
 08/11/03 11:41

**Total Petroleum Hydrocarbons as Gasoline and BTEX by EPA 8015B/8021B - Quality Control
 Sequoia Analytical - Petaluma**

Analyte	Result	Reporting Limit	Units	Spike Level	Source Result	%REC Limits	RPD	RPD Limit	Notes
---------	--------	--------------------	-------	----------------	------------------	----------------	-----	--------------	-------

Batch 3070646 - EPA 5030, waters
Blank (3070646-BLK1)

Prepared & Analyzed: 07/30/03

Gasoline Range Organics	ND	50	ug/l						
Benzene	ND	0.50	"						
Toluene	ND	0.50	"						
Ethylbenzene	ND	0.50	"						
Xylenes (total)	ND	0.50	"						
Methyl tert-butyl ether	ND	2.5	"						
<i>Surrogate: a,a,a-Trifluorotoluene</i>	302		"	300		101	65-135		
<i>Surrogate: 4-Bromofluorobenzene</i>	270		"	300		90	65-135		

Laboratory Control Sample (3070646-BS1)

Prepared & Analyzed: 07/30/03

Gasoline Range Organics	2210	50	ug/l	2750		80	65-135		
Benzene	39.9	0.50	"	40.0		100	65-135		
Toluene	216	0.50	"	186		116	65-135		
Ethylbenzene	48.7	0.50	"	47.0		104	65-135		
Xylenes (total)	234	0.50	"	210		111	65-135		
Methyl tert-butyl ether	63.9	2.5	"	62.0		103	65-135		
<i>Surrogate: a,a,a-Trifluorotoluene</i>	340		"	300		113	65-135		
<i>Surrogate: 4-Bromofluorobenzene</i>	292		"	300		97	65-135		

Matrix Spike (3070646-MS1)

Source: P307491-04

Prepared & Analyzed: 07/30/03

Gasoline Range Organics	2120	50	ug/l	2750	ND	77	65-135		
Benzene	35.5	0.50	"	40.0	ND	89	65-135		
Toluene	190	0.50	"	186	0.16	102	65-135		
Ethylbenzene	44.1	0.50	"	47.0	ND	94	65-135		
Xylenes (total)	212	0.50	"	210	0.42	101	65-135		
Methyl tert-butyl ether	57.8	2.5	"	62.0	0.67	92	65-135		
<i>Surrogate: a,a,a-Trifluorotoluene</i>	305		"	300		102	65-135		
<i>Surrogate: 4-Bromofluorobenzene</i>	281		"	300		94	65-135		

URS Corp. - Oakland
 500 12th St. Suite 200
 Oakland CA, 94607

 Project: Arco Site #608, San Lorenzo, CA
 Project Number: [none]
 Project Manager: Scott Robinson

 P307491
 Reported:
 08/11/03 11:41

Total Petroleum Hydrocarbons as Gasoline and BTEX by EPA 8015B/8021B - Quality Control
Sequoia Analytical - Petaluma

Analyte	Result	Reporting Limit	Units	Spike Level	Source Result	%REC	%REC Limits	RPD	RPD Limit	Notes
---------	--------	--------------------	-------	----------------	------------------	------	----------------	-----	--------------	-------

Batch 3070646 - EPA 5030, waters

Matrix Spike Dup (3070646-MSD1)	Source: P307491-04			Prepared & Analyzed: 07/30/03						
Gasoline Range Organics	2100	50	ug/l	2750	ND	76	65-135	0.9	20	
Benzene	35.8	0.50	"	40.0	ND	90	65-135	0.8	20	
Toluene	193	0.50	"	186	0.16	104	65-135	2	20	
Ethylbenzene	44.9	0.50	"	47.0	ND	96	65-135	2	20	
Xylenes (total)	216	0.50	"	210	0.42	103	65-135	2	20	
Methyl tert-butyl ether	59.7	2.5	"	62.0	0.67	95	65-135	3	20	
<i>Surrogate: a,a,a-Trifluorotoluene</i>	<i>311</i>		<i>"</i>	<i>300</i>		<i>104</i>	<i>65-135</i>			
<i>Surrogate: 4-Bromofluorobenzene</i>	<i>289</i>		<i>"</i>	<i>300</i>		<i>96</i>	<i>65-135</i>			

URS Corp. - Oakland
 500 12th St. Suite 200
 Oakland CA, 94607

 Project: Arco Site #608, San Lorenzo, CA
 Project Number: [none]
 Project Manager: Scott Robinson

 P307491
Reported:
 08/11/03 11:41

Volatile Organic Compounds by EPA Method 8260B - Quality Control
Sequoia Analytical - Petaluma

Analyte	Result	Reporting Limit	Units	Spike Level	Source Result	%REC	%REC Limits	RPD	RPD Limit	Notes
Batch 3070683 - EPA 5030 waters										
Blank (3070683-BLK1)				Prepared & Analyzed: 07/31/03						
Methyl tert-butyl ether	ND	0.50	ug/l							
<i>Surrogate: Dibromofluoromethane</i>	4.69		"	5.00		94	84-122			
Laboratory Control Sample (3070683-BS1)				Prepared & Analyzed: 07/31/03						
Methyl tert-butyl ether	4.75	0.50	ug/l	5.00		95	77-123			
<i>Surrogate: Dibromofluoromethane</i>	4.95		"	5.00		99	84-122			
Matrix Spike (3070683-MS1)				Source: P307349-02		Prepared & Analyzed: 07/31/03				
Methyl tert-butyl ether	6.33	0.50	ug/l	5.00	1.5	97	77-123			
<i>Surrogate: Dibromofluoromethane</i>	4.96		"	5.00		99	84-122			
Matrix Spike Dup (3070683-MSD1)				Source: P307349-02		Prepared & Analyzed: 07/31/03				
Methyl tert-butyl ether	6.16	0.50	ug/l	5.00	1.5	93	77-123	3	20	
<i>Surrogate: Dibromofluoromethane</i>	5.05		"	5.00		101	84-122			

URS Corp. - Oakland
 500 12th St. Suite 200
 Oakland CA, 94607

 Project: Arco Site #608, San Lorenzo, CA
 Project Number: [none]
 Project Manager: Scott Robinson

 P307491
 Reported:
 08/11/03 11:41

Conventional Chemistry Parameters by APHA/EPA Methods - Quality Control
Sequoia Analytical - Petaluma

Analyte	Result	Reporting Limit	Units	Spike Level	Source Result	%REC	%REC Limits	RPD	RPD Limit	Notes
---------	--------	-----------------	-------	-------------	---------------	------	-------------	-----	-----------	-------

Batch 3070615 - General Preparation
Blank (3070615-BLK1)

Prepared & Analyzed: 07/29/03

Total Suspended Solids ND 10000 ug/l

Duplicate (3070615-DUP1)

Source: P307491-04

Prepared & Analyzed: 07/29/03

Total Suspended Solids ND 10000 ug/l ND 20

Batch 3080122 - General Preparation
Blank (3080122-BLK1)

Prepared & Analyzed: 08/07/03

Chemical Oxygen Demand ND 20000 ug/l

Laboratory Control Sample (3080122-BS1)

Prepared & Analyzed: 08/07/03

Chemical Oxygen Demand 255000 20000 ug/l 250000 102 80-120

Matrix Spike (3080122-MS1)

Source: P307485-13

Prepared & Analyzed: 08/07/03

Chemical Oxygen Demand 668000 20000 ug/l 500000 130000 108 75-125

Matrix Spike Dup (3080122-MSD1)

Source: P307485-13

Prepared & Analyzed: 08/07/03

Chemical Oxygen Demand 630000 20000 ug/l 500000 130000 100 75-125 6 20



URS Corp. - Oakland
500 12th St. Suite 200
Oakland CA, 94607

Project: Arco Site #608, San Lorenzo, CA
Project Number: [none]
Project Manager: Scott Robinson

P307491
Reported:
08/11/03 11:41

Notes and Definitions

HC-19 Discrete peak @ C-5.
DET Analyte DETECTED
ND Analyte NOT DETECTED at or above the reporting limit
NR Not Reported
dry Sample results reported on a dry weight basis
RPD Relative Percent Difference



Chain of Custody Record

Project Name Station 608 -18501 Hesperian Blvd, San Lorenzo, CA
Business Unit Atlantic Richfield Company/Northern CA Portfolio
BP Laboratory Contract Number: 4 6 1 0 0 0

Date: 7/24/03

Requested Due Date: 8/7/03
 (mm/dd/yy - 2 weeks from sampling date)

On-site Time: 0700	Temp: 72
Off-site Time:	Temp:
Sky Conditions: Sunny CLEAR	
Meteorological Events: None	
Wind Speed: n/a	Direction: n/a

Send To:	BP/GEM Facility No.: Station 608	Consultant: URS Oakland
Lab Name: Sequoia - Petaluma	BP/GEM Facility Address: 18501 Hesperian Blvd, San Lorenzo, CA	Address: 500 12th Street, #200
Lab Address: 1455 N. McDowell Blvd.	Site ID No. Station 608	Oakland, CA 94607
Suite D	California Global ID #: T0600101665	e-mail EDD: NO EDD
Petaluma, CA 95954	BP/GEM PM Contact: Paul Supple	Consultant Project No.: 38486167.00327
Lab PM: Angelee Cari	Address: P.O. Box 6549, Moraga, CA 94570	Consultant Tele/Fax: 510-874-3280/510-874-3268
Tele/Fax: 707-792-7527/ 707-792-0342	Tele/Fax: 925-299-8891/925-299-8872	Consultant PM: Scott Robinson
Report Type & QC Level: I		Invoice to: Atlantic Richfield Company
BP/GEM Account No.:		BP/GEM Work Release No:

Item No.	Field Point ID	Sample ID	Time	Matrix				Laboratory No.	No. of containers	Preservatives				Requested Analysis					Sample Point Lat/Long and Comments		
				Soil/Solid	Water/Liquid	Sediments	Air			Unpreserved	H ₂ SO ₄	HNO ₃	HCl	TPH-g (8015)	BTEX (8021)	MTBE (8021)	COD	TSS			
1	INFL	INFL	1145	X				P307491-1	3					X	X	X					
2	MID-1	MID-1	1140	X				-2	3					X	X	X					
3	MID-2	MID-2	1135	X				-3	3					X	X	X					
4	EFFL	EFFL	1130	X				-4	7	X	X	X		X	X	X	X	X			
5																					
6																					
7																					
8																					
9																					
10																					

COOLER CUSTODY SEALS INTACT
 NOT INTACT
 COOLER TEMPERATURE 2.0

Sampler's Name: George Bradshaw	Relinquished By / Affiliation: <i>[Signature]</i>	Date: 7/24/03	Time: 16:50	Accepted By / Affiliation: Michael Corbin / Seq. WC	Date: 7/24/03	Time: 16:50
Shipment Date:	<i>[Signature]</i>			<i>[Signature]</i>	7/25/03	16:00
Shipment Method: Hand Deliver						
Shipment Tracking No.:						

Special Instructions: COD = Chemical Oxygen Demand (3 VOS's w/ H₂SO₄), TSS = Total Suspended Solids (1 Liter poly unpreserved)

Custody Seals In Place Yes No Temperature Blank Yes No Cooler Temperature on Receipt 15 °F Trip Blank Yes No

on ice - W.C.

SEQUOIA ANALYTICAL SAMPLE RECEIPT LOG

CLIENT NAME: BP
 REC. BY (PRINT) SA
 WORKORDER: P307491

DATE Received at Lab: 7/25/03
 TIME Received at Lab: 11:00
 LOG IN DATE: 7/26/03

(Drinking water) for
 regulatory purposes: YES/NO
 (Wastewater) for
 regulatory purposes: YES/NO

CIRCLE THE APPROPRIATE RESPONSE	LAB SAMPLE #	#	CLIENT ID	DESCRIPTION	SAMPLE MATRIX	DATE SAMPLED	CONDITION (ETC.)
1. Custody Seal(s) Present <input checked="" type="radio"/> Absent Intact / Broken*	*		Inf Mid-1	3xPV ↓	W ↓	7/24/03 ↓	
2. Chain-of-Custody <input checked="" type="radio"/> Present / Absent*			2				
3. Traffic Reports or Packing List: Present <input checked="" type="radio"/> Absent			Eff1 ↓	3xPV 1xAVH ₂ SO ₄ 1LP	↓	↓	
4. Airbill: Airbill / Sticker Present <input checked="" type="radio"/> Absent							
5. Airbill #:							
6. Sample Labels: <input checked="" type="radio"/> Present / Absent							
7. Sample IDs: <input checked="" type="radio"/> Listed / Not Listed on Chain-of-Custody							
8. Sample Condition: <input checked="" type="radio"/> Intact / Broken* / Leaking*							
9. Does information on custody reports, traffic reports and sample labels agree? <input checked="" type="radio"/> Yes / No*							
10. Sample received within hold time: <input checked="" type="radio"/> Yes / No*							
11. Proper Preservatives used: <input checked="" type="radio"/> Yes / No*							
12. Temp Rec. at Lab: (Acceptance range for samples requiring thermal pres.: 4+/-2°C) <input checked="" type="radio"/> Yes / No*							

~~SA 7/25/03~~

***If Circled, contact Project Manager and attach record of resolution.**



12 September, 2003

Scott Robinson
URS Corp. - Oakland
500 12th St. Suite 200
Oakland, CA 94607

RE: Arco Site #608, San Lorenzo, CA
Work Order: P308574

Enclosed are the results of analyses for samples received by the laboratory on 08/28/03 11:45. If you have any questions concerning this report, please feel free to contact me.

Sincerely,

Angelee Cari
Project Manager

CA ELAP Certificate #2374



URS Corp. - Oakland
500 12th St. Suite 200
Oakland CA, 94607

Project: Arco Site #608, San Lorenzo, CA
Project Number: [none]
Project Manager: Scott Robinson

P308574
Reported:
09/12/03 13:04

ANALYTICAL REPORT FOR SAMPLES

Sample ID	Laboratory ID	Matrix	Date Sampled	Date Received
INFL	P308574-01	Water	08/28/03 09:20	08/28/03 11:45
MID-1	P308574-02	Water	08/28/03 09:15	08/28/03 11:45
MID-2	P308574-03	Water	08/28/03 09:10	08/28/03 11:45
EFFL	P308574-04	Water	08/28/03 09:00	08/28/03 11:45

Samples were not received with custody seals.



URS Corp. - Oakland
 500 12th St. Suite 200
 Oakland CA, 94607

Project: Arco Site #608, San Lorenzo, CA
 Project Number: [none]
 Project Manager: Scott Robinson

P308574
 Reported:
 09/12/03 13:04

Total Petroleum Hydrocarbons as Gasoline and BTEX by EPA 8015B/8021B
Sequoia Analytical - Petaluma

Analyte	Result	Reporting Limit	Units	Dilution	Batch	Prepared	Analyzed	Method	Notes
INFL (P308574-01) Water Sampled: 08/28/03 09:20 Received: 08/28/03 11:45									
Gasoline Range Organics	ND	50	ug/l	1	3090142	09/08/03	09/08/03	EPA 8015B/8021B	
Benzene	ND	0.50	"	"	"	"	"	"	
Toluene	ND	0.50	"	"	"	"	"	"	
Ethylbenzene	ND	0.50	"	"	"	"	"	"	
Xylenes (total)	ND	0.50	"	"	"	"	"	"	
Methyl tert-butyl ether	30	2.5	"	"	"	"	"	"	
<i>Surrogate: a,a,a-Trifluorotoluene</i>		99 %	65-135		"	"	"	"	
<i>Surrogate: 4-Bromofluorobenzene</i>		87 %	65-135		"	"	"	"	
MID-1 (P308574-02) Water Sampled: 08/28/03 09:15 Received: 08/28/03 11:45									
Gasoline Range Organics	ND	50	ug/l	1	3090142	09/08/03	09/08/03	EPA 8015B/8021B	
Benzene	ND	0.50	"	"	"	"	"	"	
Toluene	ND	0.50	"	"	"	"	"	"	
Ethylbenzene	ND	0.50	"	"	"	"	"	"	
Xylenes (total)	ND	0.50	"	"	"	"	"	"	
Methyl tert-butyl ether	ND	2.5	"	"	"	"	"	"	
<i>Surrogate: a,a,a-Trifluorotoluene</i>		106 %	65-135		"	"	"	"	
<i>Surrogate: 4-Bromofluorobenzene</i>		65 %	65-135		"	"	"	"	
MID-2 (P308574-03) Water Sampled: 08/28/03 09:10 Received: 08/28/03 11:45									
Gasoline Range Organics	ND	50	ug/l	1	3090142	09/08/03	09/08/03	EPA 8015B/8021B	
Benzene	ND	0.50	"	"	"	"	"	"	
Toluene	ND	0.50	"	"	"	"	"	"	
Ethylbenzene	ND	0.50	"	"	"	"	"	"	
Xylenes (total)	ND	0.50	"	"	"	"	"	"	
Methyl tert-butyl ether	ND	2.5	"	"	"	"	"	"	
<i>Surrogate: a,a,a-Trifluorotoluene</i>		99 %	65-135		"	"	"	"	
<i>Surrogate: 4-Bromofluorobenzene</i>		88 %	65-135		"	"	"	"	



URS Corp. - Oakland
500 12th St. Suite 200
Oakland CA, 94607

Project: Arco Site #608, San Lorenzo, CA
Project Number: [none]
Project Manager: Scott Robinson

P308574
Reported:
09/12/03 13:04

Total Petroleum Hydrocarbons as Gasoline and BTEX by EPA 8015B/8021B
Sequoia Analytical - Petaluma

Analyte	Result	Reporting Limit	Units	Dilution	Batch	Prepared	Analyzed	Method	Notes
EFFL (P308574-04) Water Sampled: 08/28/03 09:00 Received: 08/28/03 11:45									
Gasoline Range Organics	ND	50	ug/l	1	3090142	09/08/03	09/08/03	EPA 8015B/8021B	
Benzene	ND	0.50	"	"	"	"	"	"	
Toluene	ND	0.50	"	"	"	"	"	"	
Ethylbenzene	ND	0.50	"	"	"	"	"	"	
Xylenes (total)	ND	0.50	"	"	"	"	"	"	
Methyl tert-butyl ether	ND	2.5	"	"	"	"	"	"	
<i>Surrogate: a,a,a-Trifluorotoluene</i>		102 %		65-135	"	"	"	"	
<i>Surrogate: 4-Bromofluorobenzene</i>		79 %		65-135	"	"	"	"	

URS Corp. - Oakland
500 12th St. Suite 200
Oakland CA, 94607

Project: Arco Site #608, San Lorenzo, CA
Project Number: [none]
Project Manager: Scott Robinson

P308574
Reported:
09/12/03 13:04

Volatile Organic Compounds by EPA Method 8260B
Sequoia Analytical - Petaluma

Analyte	Result	Reporting Limit	Units	Dilution	Batch	Prepared	Analyzed	Method	Notes
INFL (P308574-01) Water Sampled: 08/28/03 09:20 Received: 08/28/03 11:45									
Methyl tert-butyl ether	40	0.50	ug/l	1	3090260	09/10/03	09/10/03	EPA 8260B	
Surrogate: Dibromofluoromethane		107 %	84-122		"	"	"	"	



URS Corp. - Oakland
500 12th St. Suite 200
Oakland CA, 94607

Project: Arco Site #608, San Lorenzo, CA
Project Number: [none]
Project Manager: Scott Robinson

P308574
Reported:
09/12/03 13:04

**Conventional Chemistry Parameters by APHA/EPA Methods
Sequoia Analytical - Petaluma**

Analyte	Result	Reporting Limit	Units	Dilution	Batch	Prepared	Analyzed	Method	Notes
EFFL (P308574-04) Water Sampled: 08/28/03 09:00 Received: 08/28/03 11:45									
Chemical Oxygen Demand	ND	20	mg/l	1	3090256	09/11/03	09/11/03	EPA 410.4	
Total Suspended Solids	ND	10	"	"	3080626	08/29/03	08/29/03	EPA 160.2	

URS Corp. - Oakland
 500 12th St. Suite 200
 Oakland CA, 94607

 Project: Arco Site #608, San Lorenzo, CA
 Project Number: [none]
 Project Manager: Scott Robinson

 P308574
 Reported:
 09/12/03 13:04

Total Petroleum Hydrocarbons as Gasoline and BTEX by EPA 8015B/8021B - Quality Control
Sequoia Analytical - Petaluma

Analyte	Result	Reporting Limit	Units	Spike Level	Source Result	%REC	%REC Limits	RPD	RPD Limit	Notes
---------	--------	-----------------	-------	-------------	---------------	------	-------------	-----	-----------	-------

Batch 3090142 - EPA 5030, waters
Blank (3090142-BLK1)

Prepared & Analyzed: 09/08/03

Gasoline Range Organics	ND	50	ug/l							
Benzene	ND	0.50	"							
Toluene	ND	0.50	"							
Ethylbenzene	ND	0.50	"							
Xylenes (total)	ND	0.50	"							
Methyl tert-butyl ether	ND	2.5	"							
Surrogate: a,a,a-Trifluorotoluene	299		"	300		100	65-135			
Surrogate: 4-Bromofluorobenzene	274		"	300		91	65-135			

Laboratory Control Sample (3090142-BS1)

Prepared & Analyzed: 09/08/03

Gasoline Range Organics	2290	50	ug/l	2750		83	65-135			
Benzene	40.7	0.50	"	34.0		120	65-135			
Toluene	217	0.50	"	208		104	65-135			
Ethylbenzene	49.1	0.50	"	47.0		104	65-135			
Xylenes (total)	236	0.50	"	241		98	65-135			
Methyl tert-butyl ether	72.6	2.5	"	56.0		130	65-135			
Surrogate: a,a,a-Trifluorotoluene	335		"	300		112	65-135			
Surrogate: 4-Bromofluorobenzene	286		"	300		95	65-135			

Matrix Spike (3090142-MS1)

Source: P308574-04

Prepared & Analyzed: 09/08/03

Gasoline Range Organics	2250	50	ug/l	2750	ND	82	65-135			
Benzene	38.6	0.50	"	34.0	ND	114	65-135			
Toluene	205	0.50	"	208	0.19	98	65-135			
Ethylbenzene	46.9	0.50	"	47.0	ND	100	65-135			
Xylenes (total)	228	0.50	"	241	0.43	94	65-135			
Methyl tert-butyl ether	62.2	2.5	"	56.0	0.41	110	65-135			
Surrogate: a,a,a-Trifluorotoluene	317		"	300		106	65-135			
Surrogate: 4-Bromofluorobenzene	287		"	300		96	65-135			

URS Corp. - Oakland
500 12th St. Suite 200
Oakland CA, 94607

Project: Arco Site #608, San Lorenzo, CA
Project Number: [none]
Project Manager: Scott Robinson

P308574
Reported:
09/12/03 13:04

Total Petroleum Hydrocarbons as Gasoline and BTEX by EPA 8015B/8021B - Quality Control
Sequoia Analytical - Petaluma

Analyte	Result	Reporting Limit	Units	Spike Level	Source Result	%REC	%REC Limits	RPD	RPD Limit	Notes
---------	--------	-----------------	-------	-------------	---------------	------	-------------	-----	-----------	-------

Batch 3090142 - EPA 5030, waters

Matrix Spike Dup (3090142-MSD1)	Source: P308574-04			Prepared & Analyzed: 09/08/03						
Gasoline Range Organics	2250	50	ug/l	2750	ND	82	65-135	0	20	
Benzene	37.6	0.50	"	34.0	ND	111	65-135	3	20	
Toluene	204	0.50	"	208	0.19	98	65-135	0.5	20	
Ethylbenzene	46.9	0.50	"	47.0	ND	100	65-135	0	20	
Xylenes (total)	228	0.50	"	241	0.43	94	65-135	0	20	
Methyl tert-butyl ether	63.6	2.5	"	56.0	0.41	113	65-135	2	20	
Surrogate: <i>a,a,a</i> -Trifluorotoluene	313		"	300		104	65-135			
Surrogate: 4-Bromofluorobenzene	289		"	300		96	65-135			

URS Corp. - Oakland
500 12th St. Suite 200
Oakland CA, 94607

Project: Arco Site #608, San Lorenzo, CA
Project Number: [none]
Project Manager: Scott Robinson

P308574
Reported:
09/12/03 13:04

**Volatile Organic Compounds by EPA Method 8260B - Quality Control
Sequoia Analytical - Petaluma**

Analyte	Result	Reporting Limit	Units	Spike Level	Source Result	%REC %REC	%REC Limits	RPD	RPD Limit	Notes
---------	--------	--------------------	-------	----------------	------------------	--------------	----------------	-----	--------------	-------

Batch 3090260 - EPA 5030 waters
Blank (3090260-BLK1)

Prepared & Analyzed: 09/10/03

Methyl tert-butyl ether	ND	0.50	ug/l							
<i>Surrogate: Dibromofluoromethane</i>	4.88		"	4.50		108	84-122			

Laboratory Control Sample (3090260-BS1)

Prepared & Analyzed: 09/10/03

Methyl tert-butyl ether	4.94	0.50	ug/l	5.00		99	77-123			
<i>Surrogate: Dibromofluoromethane</i>	4.90		"	4.50		109	84-122			

Laboratory Control Sample Dup (3090260-BSD1)

Prepared & Analyzed: 09/10/03

Methyl tert-butyl ether	5.03	0.50	ug/l	5.00		101	77-123	2	20	
<i>Surrogate: Dibromofluoromethane</i>	4.97		"	4.50		110	84-122			



URS Corp. - Oakland
 500 12th St. Suite 200
 Oakland CA, 94607

Project: Arco Site #608, San Lorenzo, CA
 Project Number: [none]
 Project Manager: Scott Robinson

P308574
 Reported:
 09/12/03 13:04

Conventional Chemistry Parameters by APHA/EPA Methods - Quality Control
Sequoia Analytical - Petaluma

Analyte	Result	Reporting Limit	Units	Spike Level	Source Result	%REC	%REC Limits	RPD	RPD Limit	Notes
---------	--------	-----------------	-------	-------------	---------------	------	-------------	-----	-----------	-------

Batch 3080626 - General Preparation

Blank (3080626-BLK1)				Prepared & Analyzed: 08/29/03						
Total Suspended Solids	ND	10	mg/l							
Duplicate (3080626-DUP1)				Source: P308572-01 Prepared & Analyzed: 08/29/03						
Total Suspended Solids	12.0	10	mg/l		13			8	20	

Batch 3090256 - General Preparation

Blank (3090256-BLK1)				Prepared & Analyzed: 09/11/03						
Chemical Oxygen Demand	ND	20	mg/l							
Laboratory Control Sample (3090256-BS1)				Prepared & Analyzed: 09/11/03						
Chemical Oxygen Demand	242	20	mg/l	250		97	80-120			
Matrix Spike (3090256-MS1)				Source: P308574-04 Prepared & Analyzed: 09/11/03						
Chemical Oxygen Demand	463	20	mg/l	500	ND	93	75-125			
Matrix Spike Dup (3090256-MSD1)				Source: P308574-04 Prepared & Analyzed: 09/11/03						
Chemical Oxygen Demand	450	20	mg/l	500	ND	90	75-125	3	20	



URS Corp. - Oakland
500 12th St. Suite 200
Oakland CA, 94607

Project: Arco Site #608, San Lorenzo, CA
Project Number: [none]
Project Manager: Scott Robinson

P308574
Reported:
09/12/03 13:04

Notes and Definitions

DET Analyte DETECTED
ND Analyte NOT DETECTED at or above the reporting limit
NR Not Reported
dry Sample results reported on a dry weight basis
RPD Relative Percent Difference



308534 revised bp

Revised

Chain of Custody Record (9/3/03)

Project Name: Station 986 - 18501 Hesperian Blvd, San Lorenzo, CA
 Business Unit: Atlantic Richfield Company/Northern CA Portfolio
 BP Laboratory Contract Number: 461049
 Requested Due Date: 9/11/03
 (arrive/deliver - 2 weeks from sampling date)

Date/Time:	0900	Temp:	65
OR: site Time:	1000	Temp:	68
Site Conditions:	Clear, Overcast		
Meteorological Events:	None		
Wind Speed:	N/A	Direction:	N/A

Send For	BP/DEM Facility No.: Station 608	Consultant URS Oakland
Lab Name: Seppia - Fisheries	BP/DEM Facility Address: 18501 Hesperian Blvd, San Lorenzo, CA	Address: 500 52nd Street, #300
Lab Address: 1455 N. McDowell Blvd.	Site ID No.: Station 608	Oakland, CA 94607
State D	California Global ID #: T060101665	e-mail EDD: NO REG
Felton, CA 95954	BP/DEM PM Contact: Paul Seppia	Consultant Project No.: 3006167-00327
Lab ID: Angelen Case	Address: P.O. Box 6549, Moraga, CA 94570	Consultant Tele/Fax: 918-874-1200/160-874-3268
Lab/Fax: 707-792-7528/707-792-4542	Tele/Fax: 925-299-4891/925-299-8872	Consultant POC: Scott Robinson
Report Type & QC Level: 1		Det office in Atlantic Richfield Company
BP/DEM Account No.		BP/DEM Work Release No.

Item No.	Field Protocol ID	Sample ID	Time	Matrix				Laboratory No.	No. of containers	Preservatives				Requested Analysis				Sample Point Lat/Long and Comments
				Soil/Solid	Water/Liquid	Sediment	Air			Unpreserved	H ₂ O ₂	HNO ₃	HCl	TPH-8 (0017)	TPH-8 (0017)	TPH-8 (0017)	TPH-8 (0017)	
1	INFL	INFL	0720	X				3			X		X	X	X	X	X	
2	MID-1	MID-1	0715	X				3			X		X	X	X	X	X	
3	MID-2	MID-2	0720	X				3			X		X	X	X	X	X	
4	INFL	INFL	0720	X				3			X		X	X	X	X	X	
5								3			X		X	X	X	X	X	
6																		
7																		
8																		
9																		
10																		

Sampler's Name: George Bradshaw
 Sampler's Company: URS Oakland
 Shipment Date: 9/3/03
 Shipment Method: Hand Deliver
 Shipment Tracking No.:
 Special Instructions: COD = Chemical Oxygen Demand (3 VOS's w/ H2SO4), TSS = Total Suspended Solids (1 Liter poly unpreserved)

Signature	Date	Accepted By / Affiliation	Date	Time
<i>[Signature]</i>	9/3/03	Paul Seppia	9/3/03	1145

Custody Seals in Place Yes No Temperature Blank Yes No Cooler Temperature on Receipt Y/N Trip Blank Yes No

TOTAL P.02

13189743268 P.02/02

Rec'd at 70



10 October, 2003

Scott Robinson
URS Corp. - Oakland
500 12th St. Suite 200
Oakland, CA 94607

RE: Arco Site #608, San Lorenzo, CA
Work Order: P309509

Enclosed are the results of analyses for samples received by the laboratory on 09/25/03 13:00. If you have any questions concerning this report, please feel free to contact me.

Sincerely,

Angelee Cari
Project Manager

CA ELAP Certificate #2374



URS Corp. - Oakland
500 12th St. Suite 200
Oakland CA, 94607

Project: Arco Site #608, San Lorenzo, CA
Project Number: [none]
Project Manager: Scott Robinson

P309509
Reported:
10/10/03 10:32

ANALYTICAL REPORT FOR SAMPLES

Sample ID	Laboratory ID	Matrix	Date Sampled	Date Received
INFL	P309509-01	Water	09/25/03 10:00	09/25/03 13:00
MID-1	P309509-02	Water	09/25/03 09:55	09/25/03 13:00
MID-2	P309509-03	Water	09/25/03 09:50	09/25/03 13:00
EFFL	P309509-04	Water	09/25/03 09:40	09/25/03 13:00

URS Corp. - Oakland
 500 12th St. Suite 200
 Oakland CA, 94607

 Project: Arco Site #608, San Lorenzo, CA
 Project Number: [none]
 Project Manager: Scott Robinson

 P309509
Reported:
 10/10/03 10:32

Total Petroleum Hydrocarbons as Gasoline and BTEX by EPA 8015B/8021B
Sequoia Analytical - Petaluma

Analyte	Result	Reporting Limit	Units	Dilution	Batch	Prepared	Analyzed	Method	Notes
INFL (P309509-01) Water Sampled: 09/25/03 10:00 Received: 09/25/03 13:00									
Gasoline Range Organics	ND	50	ug/l	1	3100134	10/07/03	10/07/03	EPA 8015B/8021B	
Benzene	ND	0.50	"	"	"	"	"	"	"
Toluene	ND	0.50	"	"	"	"	"	"	"
Ethylbenzene	ND	0.50	"	"	"	"	"	"	"
Xylenes (total)	ND	0.50	"	"	"	"	"	"	"
Methyl tert-butyl ether	28	2.5	"	"	"	"	"	"	"
<i>Surrogate: a,a,a-Trifluorotoluene</i>		<i>102 %</i>		<i>65-135</i>	"	"	"	"	"
<i>Surrogate: 4-Bromofluorobenzene</i>		<i>89 %</i>		<i>65-135</i>	"	"	"	"	"
MID-1 (P309509-02) Water Sampled: 09/25/03 09:55 Received: 09/25/03 13:00									
Gasoline Range Organics	ND	50	ug/l	1	3100134	10/07/03	10/07/03	EPA 8015B/8021B	
Benzene	ND	0.50	"	"	"	"	"	"	"
Toluene	ND	0.50	"	"	"	"	"	"	"
Ethylbenzene	ND	0.50	"	"	"	"	"	"	"
Xylenes (total)	ND	0.50	"	"	"	"	"	"	"
Methyl tert-butyl ether	ND	2.5	"	"	"	"	"	"	"
<i>Surrogate: a,a,a-Trifluorotoluene</i>		<i>98 %</i>		<i>65-135</i>	"	"	"	"	"
<i>Surrogate: 4-Bromofluorobenzene</i>		<i>89 %</i>		<i>65-135</i>	"	"	"	"	"
MID-2 (P309509-03) Water Sampled: 09/25/03 09:50 Received: 09/25/03 13:00									
Gasoline Range Organics	ND	50	ug/l	1	3100134	10/07/03	10/07/03	EPA 8015B/8021B	
Benzene	ND	0.50	"	"	"	"	"	"	"
Toluene	ND	0.50	"	"	"	"	"	"	"
Ethylbenzene	ND	0.50	"	"	"	"	"	"	"
Xylenes (total)	ND	0.50	"	"	"	"	"	"	"
Methyl tert-butyl ether	ND	2.5	"	"	"	"	"	"	"
<i>Surrogate: a,a,a-Trifluorotoluene</i>		<i>102 %</i>		<i>65-135</i>	"	"	"	"	"
<i>Surrogate: 4-Bromofluorobenzene</i>		<i>87 %</i>		<i>65-135</i>	"	"	"	"	"

URS Corp. - Oakland
500 12th St. Suite 200
Oakland CA, 94607

Project: Arco Site #608, San Lorenzo, CA
Project Number: [none]
Project Manager: Scott Robinson

**P309509
Reported:**
10/10/03 10:32

Total Petroleum Hydrocarbons as Gasoline and BTEX by EPA 8015B/8021B
Sequoia Analytical - Petaluma

Analyte	Result	Reporting Limit	Units	Dilution	Batch	Prepared	Analyzed	Method	Notes
EFFL (P309509-04) Water Sampled: 09/25/03 09:40 Received: 09/25/03 13:00									
Gasoline Range Organics	ND	50	ug/l	1	3100134	10/07/03	10/07/03	EPA 8015B/8021B	
Benzene	ND	0.50	"	"	"	"	"	"	
Toluene	ND	0.50	"	"	"	"	"	"	
Ethylbenzene	ND	0.50	"	"	"	"	"	"	
Xylenes (total)	ND	0.50	"	"	"	"	"	"	
Methyl tert-butyl ether	ND	2.5	"	"	"	"	"	"	
<i>Surrogate: a,a,a-Trifluorotoluene</i>		97 %		65-135	"	"	"	"	
<i>Surrogate: 4-Bromofluorobenzene</i>		87 %		65-135	"	"	"	"	

URS Corp. - Oakland
500 12th St. Suite 200
Oakland CA, 94607

Project: Arco Site #608, San Lorenzo, CA
Project Number: [none]
Project Manager: Scott Robinson

P309509
Reported:
10/10/03 10:32

Volatile Organic Compounds by EPA Method 8260B
Sequoia Analytical - Petaluma

Analyte	Result	Reporting Limit	Units	Dilution	Batch	Prepared	Analyzed	Method	Notes
INFL (P309509-01) Water Sampled: 09/25/03 10:00 Received: 09/25/03 13:00									
Tert-amyl methyl ether	ND	1.0	ug/l	1	3100167	10/08/03	10/08/03	EPA 8260B	
Tert-butyl alcohol	ND	20	"	"	"	"	"	"	
Di-isopropyl ether	ND	1.0	"	"	"	"	"	"	
1,2-Dibromoethane (EDB)	ND	0.50	"	"	"	"	"	"	
1,2-Dichloroethane	ND	0.50	"	"	"	"	"	"	
Ethanol	ND	100	"	"	"	"	"	"	
Ethyl tert-butyl ether	ND	1.0	"	"	"	"	"	"	
<i>Surrogate: Dibromofluoromethane</i>		108 %	84-122		"	"	"	"	
<i>Surrogate: 1,2-Dichloroethane-d4</i>		108 %	74-135		"	"	"	"	
<i>Surrogate: Toluene-d8</i>		103 %	84-119		"	"	"	"	
MID-1 (P309509-02) Water Sampled: 09/25/03 09:55 Received: 09/25/03 13:00									
Tert-amyl methyl ether	ND	1.0	ug/l	1	3100167	10/08/03	10/08/03	EPA 8260B	
Tert-butyl alcohol	ND	20	"	"	"	"	"	"	
Di-isopropyl ether	ND	1.0	"	"	"	"	"	"	
1,2-Dibromoethane (EDB)	ND	0.50	"	"	"	"	"	"	
1,2-Dichloroethane	ND	0.50	"	"	"	"	"	"	
Ethanol	ND	100	"	"	"	"	"	"	
Ethyl tert-butyl ether	ND	1.0	"	"	"	"	"	"	
<i>Surrogate: Dibromofluoromethane</i>		122 %	84-122		"	"	"	"	
<i>Surrogate: 1,2-Dichloroethane-d4</i>		114 %	74-135		"	"	"	"	
<i>Surrogate: Toluene-d8</i>		104 %	84-119		"	"	"	"	
MID-2 (P309509-03) Water Sampled: 09/25/03 09:50 Received: 09/25/03 13:00									
Tert-amyl methyl ether	ND	1.0	ug/l	1	3100167	10/08/03	10/08/03	EPA 8260B	
Tert-butyl alcohol	ND	20	"	"	"	"	"	"	
Di-isopropyl ether	ND	1.0	"	"	"	"	"	"	
1,2-Dibromoethane (EDB)	ND	0.50	"	"	"	"	"	"	
1,2-Dichloroethane	ND	0.50	"	"	"	"	"	"	
Ethanol	ND	100	"	"	"	"	"	"	
Ethyl tert-butyl ether	ND	1.0	"	"	"	"	"	"	
<i>Surrogate: Dibromofluoromethane</i>		119 %	84-122		"	"	"	"	
<i>Surrogate: 1,2-Dichloroethane-d4</i>		115 %	74-135		"	"	"	"	
<i>Surrogate: Toluene-d8</i>		104 %	84-119		"	"	"	"	

Sequoia Analytical - Petaluma

The results in this report apply to the samples analyzed in accordance with the chain of custody document. Unless otherwise stated, results are reported on a wet weight basis. This analytical report must be reproduced in its entirety.



URS Corp. - Oakland
500 12th St. Suite 200
Oakland CA, 94607

Project: Arco Site #608, San Lorenzo, CA
Project Number: [none]
Project Manager: Scott Robinson

P309509
Reported:
10/10/03 10:32

Volatile Organic Compounds by EPA Method 8260B
Sequoia Analytical - Petaluma

Analyte	Result	Reporting		Units	Dilution	Batch	Prepared	Analyzed	Method	Notes
		Limit								
EFFL (P309509-04) Water Sampled: 09/25/03 09:40 Received: 09/25/03 13:00										
Tert-amyl methyl ether	ND	1.0		ug/l	1	3100167	10/08/03	10/08/03	EPA 8260B	
Tert-butyl alcohol	ND	20		"	"	"	"	"	"	
Di-isopropyl ether	ND	1.0		"	"	"	"	"	"	
1,2-Dibromoethane (EDB)	ND	0.50		"	"	"	"	"	"	
1,2-Dichloroethane	ND	0.50		"	"	"	"	"	"	
Ethanol	ND	100		"	"	"	"	"	"	
Ethyl tert-butyl ether	ND	1.0		"	"	"	"	"	"	
<i>Surrogate: Dibromofluoromethane</i>		106 %		84-122		"	"	"	"	
<i>Surrogate: 1,2-Dichloroethane-d4</i>		105 %		74-135		"	"	"	"	
<i>Surrogate: Toluene-d8</i>		102 %		84-119		"	"	"	"	



URS Corp. - Oakland 500 12th St. Suite 200 Oakland CA, 94607	Project: Arco Site #608, San Lorenzo, CA Project Number: [none] Project Manager: Scott Robinson	P309509 Reported: 10/10/03 10:32
--	---	---

**Conventional Chemistry Parameters by APHA/EPA Methods
Sequoia Analytical - Petaluma**

Analyte	Result	Reporting Limit	Units	Dilution	Batch	Prepared	Analyzed	Method	Notes
EFFL (P309509-04) Water Sampled: 09/25/03 09:40 Received: 09/25/03 13:00									
Chemical Oxygen Demand	ND	20000	ug/l	1	3100181	10/08/03	10/09/03	EPA 410.4	
Total Suspended Solids	ND	10000	"	"	3100028	10/01/03	10/01/03	EPA 160.2	

URS Corp. - Oakland
 500 12th St. Suite 200
 Oakland CA, 94607

 Project: Arco Site #608, San Lorenzo, CA
 Project Number: [none]
 Project Manager: Scott Robinson

 P309509
 Reported:
 10/10/03 10:32

Total Petroleum Hydrocarbons as Gasoline and BTEX by EPA 8015B/8021B - Quality Control
Sequoia Analytical - Petaluma

Analyte	Result	Reporting Limit	Units	Spike Level	Source Result	%REC	%REC Limits	RPD	RPD Limit	Notes
---------	--------	-----------------	-------	-------------	---------------	------	-------------	-----	-----------	-------

Batch 3100134 - EPA 5030, waters
Blank (3100134-BLK1)

Prepared & Analyzed: 10/07/03

Gasoline Range Organics	ND	50	ug/l							
Benzene	ND	0.50	"							
Toluene	ND	0.50	"							
Ethylbenzene	ND	0.50	"							
Xylenes (total)	ND	0.50	"							
Methyl tert-butyl ether	ND	2.5	"							
<i>Surrogate: a,a,a-Trifluorotoluene</i>	296		"	300		99	65-135			
<i>Surrogate: 4-Bromofluorobenzene</i>	272		"	300		91	65-135			

Laboratory Control Sample (3100134-BS1)

Prepared & Analyzed: 10/07/03

Gasoline Range Organics	2220	50	ug/l	2750		81	65-135			
Benzene	38.5	0.50	"	34.0		113	65-135			
Toluene	203	0.50	"	208		98	65-135			
Ethylbenzene	46.4	0.50	"	47.0		99	65-135			
Xylenes (total)	226	0.50	"	241		94	65-135			
Methyl tert-butyl ether	62.3	2.5	"	56.0		111	65-135			
<i>Surrogate: a,a,a-Trifluorotoluene</i>	319		"	300		106	65-135			
<i>Surrogate: 4-Bromofluorobenzene</i>	295		"	300		98	65-135			

Matrix Spike (3100134-MS1)

Source: P309509-04

Prepared & Analyzed: 10/07/03

Gasoline Range Organics	2180	50	ug/l	2750	ND	79	65-135			
Benzene	39.1	0.50	"	34.0	ND	115	65-135			
Toluene	218	0.50	"	208	ND	105	65-135			
Ethylbenzene	49.0	0.50	"	47.0	ND	104	65-135			
Xylenes (total)	238	0.50	"	241	0.36	99	65-135			
Methyl tert-butyl ether	64.1	2.5	"	56.0	0.41	114	65-135			
<i>Surrogate: a,a,a-Trifluorotoluene</i>	325		"	300		108	65-135			
<i>Surrogate: 4-Bromofluorobenzene</i>	282		"	300		94	65-135			

URS Corp. - Oakland
 500 12th St. Suite 200
 Oakland CA, 94607

 Project: Arco Site #608, San Lorenzo, CA
 Project Number: [none]
 Project Manager: Scott Robinson

 P309509
Reported:
 10/10/03 10:32

Total Petroleum Hydrocarbons as Gasoline and BTEX by EPA 8015B/8021B - Quality Control
Sequoia Analytical - Petaluma

Analyte	Result	Reporting Limit	Units	Spike Level	Source Result	%REC %REC	%REC Limits	RPD	RPD Limit	Notes
---------	--------	--------------------	-------	----------------	------------------	--------------	----------------	-----	--------------	-------

Batch 3100134 - EPA 5030, waters

Matrix Spike Dup (3100134-MSD1)	Source: P309509-04			Prepared & Analyzed: 10/07/03						
Gasoline Range Organics	2080	50	ug/l	2750	ND	76	65-135	5	20	
Benzene	37.9	0.50	"	34.0	ND	111	65-135	3	20	
Toluene	208	0.50	"	208	ND	100	65-135	5	20	
Ethylbenzene	46.2	0.50	"	47.0	ND	98	65-135	6	20	
Xylenes (total)	223	0.50	"	241	0.36	92	65-135	7	20	
Methyl tert-butyl ether	53.4	2.5	"	56.0	0.41	95	65-135	18	20	
<i>Surrogate: a,a,a-Trifluorotoluene</i>	332		"	300		111	65-135			
<i>Surrogate: 4-Bromofluorobenzene</i>	263		"	300		88	65-135			

URS Corp. - Oakland
 500 12th St. Suite 200
 Oakland CA, 94607

 Project: Arco Site #608, San Lorenzo, CA
 Project Number: [none]
 Project Manager: Scott Robinson

 P309509
 Reported:
 10/10/03 10:32

Volatile Organic Compounds by EPA Method 8260B - Quality Control
Sequoia Analytical - Petaluma

Analyte	Result	Reporting Limit	Units	Spike Level	Source Result	%REC	%REC Limits	RPD	RPD Limit	Notes
Batch 3100167 - EPA 5030 waters										
Blank (3100167-BLK1)										
Prepared & Analyzed: 10/08/03										
Tert-amyl methyl ether	ND	1.0	ug/l							
Tert-butyl alcohol	ND	20	"							
Di-isopropyl ether	ND	1.0	"							
1,2-Dibromoethane (EDB)	ND	0.50	"							
1,2-Dichloroethane	ND	0.50	"							
Ethanol	ND	100	"							
Ethyl tert-butyl ether	ND	1.0	"							
Methyl tert-butyl ether	ND	0.50	"							
<i>Surrogate: Dibromofluoromethane</i>	6.08		"	6.00		101	84-122			
<i>Surrogate: 1,2-Dichloroethane-d4</i>	6.20		"	6.00		103	74-135			
<i>Surrogate: Toluene-d8</i>	6.16		"	6.00		103	84-119			
Laboratory Control Sample (3100167-BS1)										
Prepared & Analyzed: 10/08/03										
Tert-amyl methyl ether	4.85	1.0	ug/l	5.00		97	70-116			
Tert-butyl alcohol	86.9	20	"	100		87	62-142			
Di-isopropyl ether	4.89	1.0	"	5.00		98	71-121			
1,2-Dibromoethane (EDB)	5.32	0.50	"	5.00		106	92-117			
1,2-Dichloroethane	5.10	0.50	"	5.00		102	79-126			
Ethanol	86.9	100	"	100		87	65-135			
Ethyl tert-butyl ether	4.94	1.0	"	5.00		99	71-110			
Methyl tert-butyl ether	4.94	0.50	"	5.00		99	77-123			
<i>Surrogate: Dibromofluoromethane</i>	6.44		"	6.00		107	84-122			
<i>Surrogate: 1,2-Dichloroethane-d4</i>	6.29		"	6.00		105	74-135			
<i>Surrogate: Toluene-d8</i>	6.24		"	6.00		104	84-119			
Laboratory Control Sample Dup (3100167-BSD1)										
Prepared & Analyzed: 10/08/03										
Tert-amyl methyl ether	5.07	1.0	ug/l	5.00		101	70-116	4	20	
Tert-butyl alcohol	106	20	"	100		106	62-142	20	20	
Di-isopropyl ether	5.10	1.0	"	5.00		102	71-121	4	20	
1,2-Dibromoethane (EDB)	5.48	0.50	"	5.00		110	92-117	3	20	
1,2-Dichloroethane	5.32	0.50	"	5.00		106	79-126	4	20	
Ethanol	116	100	"	100		116	65-135	29	20	Q-29
Ethyl tert-butyl ether	5.17	1.0	"	5.00		103	71-110	5	20	
Methyl tert-butyl ether	5.11	0.50	"	5.00		102	77-123	3	20	
<i>Surrogate: Dibromofluoromethane</i>	6.37		"	6.00		106	84-122			
<i>Surrogate: 1,2-Dichloroethane-d4</i>	6.35		"	6.00		106	74-135			

Sequoia Analytical - Petaluma

The results in this report apply to the samples analyzed in accordance with the chain of custody document. Unless otherwise stated, results are reported on a wet weight basis. This analytical report must be reproduced in its entirety.



URS Corp. - Oakland
500 12th St. Suite 200
Oakland CA, 94607

Project: Arco Site #608, San Lorenzo, CA
Project Number: [none]
Project Manager: Scott Robinson

P309509
Reported:
10/10/03 10:32

**Volatile Organic Compounds by EPA Method 8260B - Quality Control
Sequoia Analytical - Petaluma**

Analyte	Result	Reporting Limit	Units	Spike Level	Source Result	%REC	%REC Limits	RPD	RPD Limit	Notes
---------	--------	--------------------	-------	----------------	------------------	------	----------------	-----	--------------	-------

Batch 3100167 - EPA 5030 waters

Laboratory Control Sample Dup (3100167-BSD1)

Prepared & Analyzed: 10/08/03

Surrogate: Toluene-d8	6.15		ug/l	6.00		102	84-119			
-----------------------	------	--	------	------	--	-----	--------	--	--	--

URS Corp. - Oakland
500 12th St. Suite 200
Oakland CA, 94607

Project: Arco Site #608, San Lorenzo, CA
Project Number: [none]
Project Manager: Scott Robinson

P309509
Reported:
10/10/03 10:32

Conventional Chemistry Parameters by APHA/EPA Methods - Quality Control
Sequoia Analytical - Petaluma

Analyte	Result	Reporting Limit	Units	Spike Level	Source Result	%REC	%REC Limits	RPD	RPD Limit	Notes
---------	--------	-----------------	-------	-------------	---------------	------	-------------	-----	-----------	-------

Batch 3100028 - General Preparation

Blank (3100028-BLK1)		Prepared & Analyzed: 10/01/03								
Total Suspended Solids	ND	10000	ug/l							
Duplicate (3100028-DUP1)		Source: P309509-04 Prepared & Analyzed: 10/01/03								
Total Suspended Solids	ND	10000	ug/l		ND				20	

Batch 3100181 - General Preparation

Blank (3100181-BLK1)		Prepared: 10/08/03 Analyzed: 10/09/03								
Chemical Oxygen Demand	ND	20000	ug/l							
Laboratory Control Sample (3100181-BS1)		Prepared: 10/08/03 Analyzed: 10/09/03								
Chemical Oxygen Demand	244000	20000	ug/l	250000		98	80-120			
Matrix Spike (3100181-MS1)		Source: P310118-04 Prepared: 10/08/03 Analyzed: 10/09/03								
Chemical Oxygen Demand	544000	20000	ug/l	500000	71000	95	75-125			
Matrix Spike Dup (3100181-MSD1)		Source: P310118-04 Prepared: 10/08/03 Analyzed: 10/09/03								
Chemical Oxygen Demand	553000	20000	ug/l	500000	71000	96	75-125	2	20	



URS Corp. - Oakland
500 12th St. Suite 200
Oakland CA, 94607

Project: Arco Site #608, San Lorenzo, CA
Project Number: [none]
Project Manager: Scott Robinson

P309509
Reported:
10/10/03 10:32

Notes and Definitions

- Q-29 The percent recovery in the quality control analyte exceeded the upper control limit. Because there was no detectable amount of this compound in the associated sample, the result has been reported.
- DET Analyte DETECTED
- ND Analyte NOT DETECTED at or above the reporting limit
- NR Not Reported
- dry Sample results reported on a dry weight basis
- RPD Relative Percent Difference



Chain of Custody Record

Project Name Station 608 -18501 Hesperian Blvd, San Lorenzo, CA
 Business Unit Atlantic Richfield Company/Northern CA Portfolio
 BP Laboratory Contract Number: 4 6 1 0 0 0
 Requested Due Date: 11/8/03
 (mm/dd/yy - 2 weeks from sampling date)

On-site Time: 0930	Temp: 68
Off-site Time:	Temp:
Sky Conditions: Overcast	
Meteorological Events: None	
Wind Speed: N/A	Direction: N/A

Date: 9/05/03

Send To:	BP/GEM Facility No.: Station 608	Consultant: URS Oakland
Lab Name: Sequoia - Petaluma	BP/GEM Facility Address: 18501 Hesperian Blvd, San Lorenzo, CA	Address: 500 12th Street, #200
Lab Address: 1455 N. McDowell Blvd.	Site ID No. Station 608	Oakland, CA 94607
Suite D	California Global ID #: T0600101665	e-mail EDD: NO EDD
Petaluma, CA 95954	BP/GEM PM Contact: Paul Supple	Consultant Project No.: 38486167.00327
Lab PM: Angelee Cari	Address: P.O. Box 6549, Moraga, CA 94570	Consultant Tele/Fax: 510-874-3280/510-874-3268
Tele/Fax: 707-792-7527/ 707-792-0342	Tele/Fax: 925-299-8891/925-299-8872	Consultant PM: Scott Robinson
Report Type & QC Level: 1		Invoice to: Atlantic Richfield Company
BP/GEM Account No.:		BP/GEM Work Release No:

Item No.	Field Point ID	Sample ID	Time	Matrix				Laboratory No.	No. of containers	Preservatives				Requested Analysis						Sample Point Lat/Long and Comments			
				Soil/Solid	Water/Liquid	Sediments	Air			Unpreserved	H ₂ SO ₄	HNO ₃	HCl	TPH-g (8015)	BTEX (8021)	MTBE (8021)	COD	TSS	Fuel Oxy. (8260)				
1	INFL	INFL	1000	X				P3091504-1	3				X	X	X			X					
2	MID-1	MID-1	0955	X				↓ -2	3				X	X	X			X					
3	MID-2	MID-2	0950	X				↓ -3	3				X	X	X			X					
4	EFFL	EFFL	0940	X				↓ -4	7	X	X	X	X	X	X	X	X	X					
5																							
6																							
7																							
8																							
9																							
10																							

** Yes Sample for Fuel Oxygenates on all samples.*

COOLER CUSTODY SEALS INTACT
 NOT INTACT
 COOLER TEMPERATURE 3.0 °C

Sampler's Name: George Bradshaw	Relinquished By / Affiliation	Date	Time	Accepted By / Affiliation	Date	Time
Sampler's Company: URS Oakland	<i>Paul Supple</i>	9/25/03	1800	<i>Mike Garin - URS</i>	9/25/03	1300
Shipment Date:	<i>Paul Supple</i>	9/25/03		<i>Mike Garin</i>	9/26/03	1630
Shipment Method: Hand Deliver						
Shipment Tracking No:						

Special Instructions: COD = Chemical Oxygen Demand (3 VOS's w/ H2SO4), TSS = Total Suspended Solids (1 Liter poly unpreserved)

Custody Seals In Place Yes No Temperature Blank Yes No Cooler Temperature on Receipt ___ °F/C Trip Blank Yes No

SEQUOIA ANALYTICAL SAMPLE RECEIPT LOG

CLIENT NAME: BP
 REC. BY (PRINT): [Signature]
 WORKORDER: P309509

DATE Received at Lab: 9-26-03
 TIME Received at Lab: 1430
 LOG IN DATE: 9/30/03

(Drinking water) for regulatory purposes: YES/NO
 (Wastewater) for regulatory purposes: YES/NO

CIRCLE THE APPROPRIATE RESPONSE	LAB SAMPLE #	#	CLIENT ID	DESCRIPTION	SAMPLE MATRIX	DATE SAMPLED	CONDITION (ETC.)	
1. Custody Seal(s) Present / <input checked="" type="radio"/> Absent Intact / Broken*			INFL	x3PV	W	9-25-03		
2. Chain-of-Custody <input checked="" type="radio"/> Present / Absent*			MID-1	↓				
3. Traffic Reports or Packing List: Present / <input checked="" type="radio"/> Absent			↓	x3PV				
4. Airbill: Airbill / Sticker Present / <input checked="" type="radio"/> Absent			BFL	x3 PVH2804				
5. Airbill #:			↓	ILD				
6. Sample Labels: <input checked="" type="radio"/> Present / Absent								
7. Sample IDs: <input checked="" type="radio"/> Listed / Not Listed on Chain-of-Custody								
8. Sample Condition: <input checked="" type="radio"/> Intact / Broken* / Leaking*								
9. Does information on custody reports, traffic reports and sample labels agree? <input checked="" type="radio"/> Yes / No*								
10. Sample received within hold time: <input checked="" type="radio"/> Yes / No*								
11. Proper Preservatives used: <input checked="" type="radio"/> Yes / No*								
12. Temp Rec. at Lab: <u>3.0</u>								
(Acceptance range for samples requiring thermal pres.: 4+/-2°C) <input checked="" type="radio"/> Yes / No*								

***If Circled, contact Project Manager and attach record of resolution.**

ATTACHMENT C
HISTORICAL GROUNDWATER DATA TABLES

Table 2
Groundwater Elevation and Analytical Data
Groundwater Monitoring Wells

ARCO Service Station 0608
17601 Hesperian Boulevard at Hacienda Avenue
San Lorenzo, California

Well Number	Date Sampled	Well Elevation (feet, MSL)	Depth to Water (feet, TOB)	Groundwater Elevation (feet, MSL)	TPPH as Gasoline (ppb)	Benzene (ppb)	Toluene (ppb)	Ethylbenzene (ppb)	Xylenes (ppb)	MtBE (ppb)	Dissolved Oxygen (ppm)	
MW-26 (cont.)	09/09, 10/97		12.77	20.94	<50	<0.50	<0.50	<0.50	<0.50	<2.5	5.0	
	11/24, 25/97		12.55	21.16	<50	<0.50	<0.50	<0.50	<0.50	<2.5	3.6	
	03/19, 20/98		10.55	23.16	<50	<0.50	<0.50	<0.50	<0.50	<2.5	2.6	
	06/04/98		11.22	22.49	<50	<0.30	<0.30	<0.30	<0.60	<10	2.1	
	09/21, 22/98		12.45	21.26	<50	<0.50	<0.50	<0.50	<0.50	<2.5	1.8	
	12/14, 15/98		11.83	21.88	<50	<0.50	<0.50	<0.50	<0.50	<2.5	1.0	
	03/15, 16/99		10.86	22.85	<50	<0.50	<0.50	<0.50	<0.50	<6.0	1.0	
	06/14, 15/99		12.17	21.54	Well Sampled Annually							
	09/15/99		12.70	21.01	Well Sampled Annually							
	12/08, 09/99		12.57	21.14	Well Sampled Annually							
	03/15/00		10.50	23.21	<50	<0.50	<0.50	<0.50	<0.50	6.55	1.4	
	06/13/00	b	12.20	21.51	Well Sampled Annually							
	9/19, 20/00		12.38	21.33	Well Sampled Annually							
	12/14, 15/00		11.88	21.83	Well Sampled Annually							
	3/8, 9/01		10.78	22.93	<50	<0.50	<0.50	<0.50	<0.50	<2.5	2.6	
	06/14/01		12.17	21.54	Well Sampled Annually							
	09/26/01		12.70	21.01	Well Sampled Annually							
	12/29/01		10.41	23.30	Well Sampled Annually							
	03/13/02		11.27	22.44	<50	<0.50	<0.50	<0.50	<0.50	<2.5	1.4	
	MtBE	= Methyl tert-butyl ether				NA = Not analyzed						
MSL	= Mean sea level				NM = Not measured							
TOB	= Top of box				NS = Not sampled							
ppb	= Parts per billion				a. = MtBE result confirmed by EPA Method 8260.							
ppm	= Parts per million				b. = Depths to water originally measured from TOC. Depth to water adjusted to reflect a TOB measurement by adding the average difference between TOB and TOC measurements over the last four gauging events.							
<	= Less than laboratory detection limit				c. = well elevation changed during station reconstruction. well resurveyed 11/6/2001							
†	= Well sampled without purging.											
††	= ORC program initiated September 21, 1995 and discontinued on May 15, 1997.											
Please see certified analytical reports for laboratory notes and definitions.												

Table 3
Groundwater Analytical Data
Domestic Irrigation Wells

ARCO Service Station 0608
17601 Hesperian Boulevard at Hacienda Avenue
San Lorenzo, California

Well Address	Date Sampled	TPPH as Gasoline (ppb)	Benzene (ppb)	Toluene (ppb)	Ethyl-benzene (ppb)	Xylenes (ppb)	MtBE (ppb)	Dissolved Oxygen (ppm)
17302 VM (cont.)	11/26/96	<50	<0.50	<0.50	<0.50	<0.50	<2.5	NM
	03/31/97	<50	<0.50	<0.50	<0.50	<0.50	<2.5	NM
	09/09/97 f	NS	NS	NS	NS	NS	NS	NM
	11/24/97 f	NS	NS	NS	NS	NS	NS	NM
	03/19/98 f	NS	NS	NS	NS	NS	NS	NM
	06/03/98 f	NS	NS	NS	NS	NS	NS	NM
	09/21/98 f	NS	NS	NS	NS	NS	NS	NM
	12/14/98 f	NS	NS	NS	NS	NS	NS	NM
	03/15/99 f	NS	NS	NS	NS	NS	NS	NM
	06/14/99 f	NS	NS	NS	NS	NS	NS	NM
	09/15/99 f	NS	NS	NS	NS	NS	NS	NM
	12/08/99 f	NS	NS	NS	NS	NS	NS	NM
	12/08/99 f	NS	NS	NS	NS	NS	NS	NM
	03/15/00 f	NS	NS	NS	NS	NS	NS	NM
	06/13/00 f	NS	NS	NS	NS	NS	NS	NM
	09/19/00 f	NS	NS	NS	NS	NS	NS	NM
	12/14/00 f	NS	NS	NS	NS	NS	NS	NM
	03/08/01 f	NS	NS	NS	NS	NS	NS	NM
	06/14/01 f	NS	NS	NS	NS	NS	NS	NM
	09/26/01 f	NS	NS	NS	NS	NS	NS	NM
12/29/01 f	NS	NS	NS	NS	NS	NS	NM	
03/13/02 f	NS	NS	NS	NS	NS	NS	NM	
17348 VE	03/13/96	<50	<0.50	<0.50	<0.50	<0.50	NA	NM
	05/27/96							Well Dry
	08/29/96							Well Dry
	11/26/96							Well Dry
	03/31/97							Well Dry
	06/25/97							Well Inaccessible
	09/09/97 g	NS	NS	NS	NS	NS	NS	NM
	11/24/97 g	NS	NS	NS	NS	NS	NS	NM
	03/19/98 a	NS	NS	NS	NS	NS	NS	NM
	06/03/98 a	NS	NS	NS	NS	NS	NS	NM
	09/21/98 a	NS	NS	NS	NS	NS	NS	NM
	12/14/98 a	NS	NS	NS	NS	NS	NS	NM
	03/15/99 a	NS	NS	NS	NS	NS	NS	NM
	06/14/99 f	NS	NS	NS	NS	NS	NS	NM
	09/15/99 f	NS	NS	NS	NS	NS	NS	NM
	12/08/99 f	NS	NS	NS	NS	NS	NS	NM
	03/15/00 a	NS	NS	NS	NS	NS	NS	NM
	06/13/00 f	NS	NS	NS	NS	NS	NS	NM
	09/19/00 f	NS	NS	NS	NS	NS	NS	NM
	12/14/00 f	NS	NS	NS	NS	NS	NS	NM
	03/08/01 f	NS	NS	NS	NS	NS	NS	NM
06/14/01 f	NS	NS	NS	NS	NS	NS	NM	
09/26/01 f	NS	NS	NS	NS	NS	NS	NM	
12/29/01 f	NS	NS	NS	NS	NS	NS	NM	
03/13/02 f	NS	NS	NS	NS	NS	NS	NM	
17349 VM	03/15/96	1,700	<2.0	<2.0	2.5	13	NA	NM
	05/27/96	320	4.2	1.3	0.95	0.71	NA	NM
	08/29/96	410	7.5	<0.50	<0.50	1.1	NA	NM
	11/26/96	300	<1.0	1.7	<1.0	2.1	55	* NM
	03/31/97	430	<1.0	2.7	<1.0	1.0	57	c NM
	06/25/97 **	2,100	30	<5.0	<5.0	6.7	140	NM
	08/18/97	320	2.0	<0.5	<0.5	<0.5	34	NM
	08/18/97	--	--	--	--	--	31	c NM
	09/09/97	380	6.0	1.4	0.98	<0.50	38	3.0 NM
	09/09/97	--	--	--	--	--	34	c NM
	11/24/97	240	<1.0	1.1	<1.0	1.4	53	2.4 NM
	11/24/97	--	--	--	--	--	33	c† NM
	03/19/98	1,300	14	<0.50	<0.50	1.2	250	1.0 NM
	03/19/98	--	--	--	--	--	27	c NM

Table 3
Groundwater Analytical Data
Domestic Irrigation Wells

ARCO Service Station 0608
17601 Hesperian Boulevard at Hacienda Avenue
San Lorenzo, California

Well Address	Date Sampled	TPPH as		Toluene (ppb)	Ethyl-benzene (ppb)	Xylenes (ppb)	MtBE (ppb)	Dissolved Oxygen (ppm)	
		Gasoline (ppb)	Benzene (ppb)						
17372 VM	07/29/98	--	--	--	--	--	1,100	c	NM
(cont.)	09/21/98	<50	<0.50	<0.50	<0.50	<0.50	200		1.6
	09/21/98	--	--	--	--	--	360	c	NM
	12/14/98	<50	<0.50	0.823	<0.50	<0.50	20.1		3.8
	03/15/99	<50	<0.50	<0.50	<0.50	<0.50	6.66		4.6
	06/14/99	<50	<0.50	<0.50	<0.50	<0.50	3.33		4.0
	09/15/99	<50	<0.50	<0.50	<0.50	<0.50	<5.0		2.0
	12/08/99	<50	<0.50	<0.50	<0.50	<0.50	<5.0		NM
	03/15/00	<50	<0.50	<0.50	<0.50	<0.50	<2.5		1.6
	06/13/00	<50	<0.50	<0.50	<0.50	<0.50	<2.5		NM
	09/19/00	<50	<0.50	<0.50	<0.50	<0.50	<2.5		NM
	12/14/00	<50	<0.50	<0.50	<0.50	<0.50	<2.5		2.0
	03/08/01	<50	<0.50	<0.50	<0.50	<0.50	<2.5		2.4
	06/14/01	<50	<0.50	<0.50	<0.50	<0.50	<2.5		2.8
	09/26/01	<50	<0.50	<0.50	<0.50	<0.50	<2.5		2.2
	12/29/01	<50	<0.50	<0.50	<0.50	<0.50	<2.5		2.1
	03/13/02	<51	<0.50	<0.50	<0.50	<0.50	<2.6		1.8
17393 VM	03/14/96	<50	<0.50	<0.50	<0.50	<0.50	NA		NM
	05/27/96	<50	<0.50	<0.50	<0.50	<0.50	NA		NM
	08/29/96	<50	<0.50	<0.50	<0.50	<0.50	NA		NM
VM	11/26/96	<50	<0.50	<0.50	<0.50	<0.50	<2.5		NM
	03/31/97 a	NS	NS	NS	NS	NS	NS		NM
	06/25/97	----- Well Destroyed -----							
TPPH = Total purgeable petroleum hydrocarbons MtBE = Methyl tert-butyl ether NA = Not analyzed NS = Not sampled ppb = Parts per billion H = Hacienda Avenue VM = Via Magdalena VE = Via Encinas < = Less than laboratory detection limit stated to the right. * = MtBE data maybe anomalous; unable to confirm with EPA Method 8260. *** = Concentration data are suspect due to inadequate purging. Well resampled on August 18, 1997 for confirmation purposes. a. Owner not available to approve sampling access; well not sampled. b. Well resampled to confirm data of March 14, 1996. c. MtBE result confirmed by EPA Method 8260. d. Pumping equipment obstructing sampling access; well not sampled. e. Access denied by owner; well not sampled. f. Pump on well does not work. g. Well blocked and pump non-operational; well cannot be sampled. Notes: Homeowners are contacted 1 week prior to sampling event. Please see certified analytical reports for laboratory notes and definitions									

ATTACHMENT D

EDCC REPORT AND EDF/GEOWELL SUBMITTAL CONFIRMATION

Error Summary Log

10/01/03

EDF 1.2i All files present in deliverable.

Laboratory:	Sequoia Analytical Laboratories, Inc., Morgan Hill, CA
Project Name:	ARCO #608, San Lorenzo, C
Work Order Number:	MMI0441
Global ID:	T0600100085
Lab Report Number:	MMI0441093020030941

Report Summary

Labreport	Sampid	Labsampid	Mtrx	QC	Anmcode	Exmcode	Logdate	Extdate	Anadate	Lablotctl	Run Sub
MMI04410930200	17372 VM	MMI044112	W	CS	8260TPH	SW5030B	09/15/03	09/26/03	09/27/03	3126001	1
	30941										
MMI04410930200	642H	MMI044111	W	CS	8260TPH	SW5030B	09/15/03	09/26/03	09/26/03	3126001	1
	30941										
MMI04410930200	E-1A (MW-12)	MMI044106	W	CS	8260TPH	SW5030B	09/15/03	09/25/03	09/25/03	3125002	1
	30941										
MMI04410930200	MW-10	MMI044104	W	CS	8260TPH	SW5030B	09/15/03	09/26/03	09/27/03	3126001	1
	30941										
MMI04410930200	MW-11	MMI044105	W	CS	8260TPH	SW5030B	09/15/03	09/25/03	09/25/03	3125002	1
	30941										
MMI04410930200	MW-15	MMI044107	W	CS	8260TPH	SW5030B	09/15/03	09/25/03	09/25/03	3125002	1
	30941										
MMI04410930200	MW-16	MMI044108	W	CS	8260TPH	SW5030B	09/15/03	09/26/03	09/26/03	3126001	1
	30941										
MMI04410930200	MW-22	MMI044109	W	CS	8260TPH	SW5030B	09/15/03	09/25/03	09/26/03	3125002	1
	30941										
MMI04410930200	MW-25	MMI044110	W	CS	8260TPH	SW5030B	09/15/03	09/26/03	09/27/03	3126001	1
	30941										
MMI04410930200	MW-5	MMI044101	W	CS	8260TPH	SW5030B	09/15/03	09/24/03	09/24/03	3124005	1
	30941										
MMI04410930200	MW-8	MMI044102	W	CS	8260TPH	SW5030B	09/15/03	09/24/03	09/24/03	3124005	1
	30941										
MMI04410930200	MW-9	MMI044103	W	CS	8260TPH	SW5030B	09/15/03	09/25/03	09/25/03	3125002	1
	30941										
		MMI039201R1	W	NC	8260TPH	SW5030B	//	09/24/03	09/25/03	3124005	1
		3124005BSD1	WQ	BD1	8260TPH	SW5030B	//	09/24/03	09/24/03	3124005	1
		3124005BSD2	WQ	BD2	8260TPH	SW5030B	//	09/24/03	09/24/03	3124005	1
		3124005BS1	WQ	BS1	8260TPH	SW5030B	//	09/24/03	09/24/03	3124005	1
		3124005BS2	WQ	BS2	8260TPH	SW5030B	//	09/24/03	09/24/03	3124005	1
		3124005BLK1	WQ	LB1	8260TPH	SW5030B	//	09/24/03	09/24/03	3124005	1
		3124005BLK2	WQ	LB2	8260TPH	SW5030B	//	09/24/03	09/24/03	3124005	1
		3124005MS1	W	MS1	8260TPH	SW5030B	//	09/24/03	09/25/03	3124005	1
		3124005MSD1	W	SD1	8260TPH	SW5030B	//	09/24/03	09/25/03	3124005	1
		3125002BS1	WQ	BS1	8260TPH	SW5030B	//	09/25/03	09/25/03	3125002	1
		3125002BS2	WQ	BS2	8260TPH	SW5030B	//	09/25/03	09/25/03	3125002	1
		3125002BLK1	WQ	LB1	8260TPH	SW5030B	//	09/25/03	09/25/03	3125002	1
		3125002MS1	W	MS1	8260TPH	SW5030B	//	09/25/03	09/25/03	3125002	1
		3125002MS2	W	MS2	8260TPH	SW5030B	//	09/25/03	09/25/03	3125002	1
		3125002MSD1	W	SD1	8260TPH	SW5030B	//	09/25/03	09/25/03	3125002	1
		3125002MSD2	W	SD2	8260TPH	SW5030B	//	09/25/03	09/25/03	3125002	1

Report Summary

Labreport	Sampid	Labsampid	Mtrx	QC	Anmcode	Exmcode	Logdate	Extdate	Anadate	Lablotctl	Run Sub
		3I26001BSD1	WQ	BD1	8260TPH	SW5030B	//	09/26/03	09/26/03	3I26001	1
		3I26001BSD2	WQ	BD2	8260TPH	SW5030B	//	09/26/03	09/26/03	3I26001	1
		3I26001BS1	WQ	BS1	8260TPH	SW5030B	//	09/26/03	09/26/03	3I26001	1
		3I26001BS2	WQ	BS2	8260TPH	SW5030B	//	09/26/03	09/26/03	3I26001	1
		3I26001BLK1	WQ	LB1	8260TPH	SW5030B	//	09/26/03	09/26/03	3I26001	1

EDFSAMP: Error Summary Log

10/01/03

Error type	Logcode	Projname	Npdlwo	Sampid	Matrix
There are no errors in this data file					

EDFTEST: Error Summary Log

10/01/03

Error type	Labsampid	Qccode	Anmcode	Exmcode	Anadate	Run number
There are no errors in this data file					//	0

EDFRES: Error Summary Log

10/01/03

Error type	Labsampid	Qcocode	Matrix	Anmcode	Pvccode	Anadate	Run number	Parlabel
Error: LNOTE has an invalid note	MMI044109	CS	W	8260TPH	PR	09/26/03	1	ETHANOL

EDFQC: Error Summary Log

10/01/03

Error type	Lablctcl	Anmcode	Parlabel	Qccode	Labqid
There are no errors in this data files					

EDFCL: Error Summary Log

10/01/03

Error type	Clrevdate	Anmcode	Exmcode	Parlabel	Cicode
There are no errors in this data file	/ /				