



## KAPREALIAN ENGINEERING, INC.

Consulting Engineers  
535 Main Street, Suite 309  
Martinez, CA 94553  
(415) 228-1882

KEI-J86-056  
June 4, 1986

Mobil Oil Corp.  
P.O. Box 127  
Richmond, CA 94807  
Attn: Mr. W. Johnson

Re: Soil Sampling Report  
Mobil Service Station at  
5425 Grove Street  
Oakland, California

### INTRODUCTION

On April 30, 1986, Kaprealian Engineering, Inc. (KEI) was requested to collect soil samples from beneath the underground waste oil tank and report the laboratory findings.

### SCOPE OF SERVICES

The scope of work consisted of the following:

- Collection of soil samples in the native ground below the waste oil tank.
- Analysis of soil sample by the contract analytical laboratory.
- Preparation of this report.

### FIELD INVESTIGATION

Our field investigation was conducted on May 1, 1986 and consisted of sampling the native soil from beneath the waste oil tank. The soil sample was obtained from bulk sample excavated by backhoe. The sample was collected by inserting a 2-inch diameter by 6-inch long brass tube into the soil. The tube with compacted sample inside was capped with aluminum foil and plastic caps, wrapped with light tape, stored in a cooled ice chest and transported to the laboratory for analysis.

KEI-J86-056  
June 4, 1986

SOIL QUALITY

Soil sample analysis was performed by Thermo Analytical Inc. The results of the chemical analyses is attached. The analytical result shows that the soil sample total hydrocarbons concentration is none detected as shown on the attached laboratory results. Therefore, no further investigation is necessary.

Please call us if you have any questions.

Sincerely,



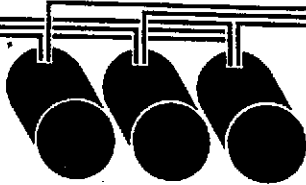
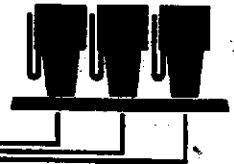
Mardo Kaprealian  
President

MK:bl

Attachment: Copy of Laboratory Results

cc: C. Galloway

**PARADISO CONSTRUCTION CO.**  
GENERAL & PETROLEUM CONTRACTORS



LICENSE NO. 259820  
P.O. BOX 6397  
9220 "G" STREET OAKLAND, CA 94603  
(415) 562-5511

**SOIL AND GROUNDWATER SAMPLING PROCEDURE**  
Gasoline, Diesel and Waste Oil Tank Removal

Underground storage tanks require two soil samples per tank of 1000 gallon capacity or greater. Tanks of a smaller capacity require one sample per tank unless otherwise required by local agencies. Samples are collected at a depth of two feet below the tank backfill.

Soil samples from beneath gasoline storage tanks are analyzed for Total Petroleum Hydrocarbons (TPH) as gasoline (low to medium boiling fraction) using EPA method 8020. Samples from beneath diesel fuel storage tanks are analyzed for TPH as diesel (high boiling fraction) using EPA methods 3550 and 8015.

If groundwater is encountered in a fuel tank pit, water sample is collected. The sample is collected in a glass VOA (Volatile Organic Analysis) vial, insuring that no head space remains in the vial. The vial is sealed with a Teflon-lined screw cap. Water from a gasoline tank pit is analyzed for TPH as gasoline and BTX using EPA methods 602 and 5030. Water samples from a diesel tank pit are analyzed for TPH as diesel and BTX using EPA methods 3510 and 8020.

Soil samples collected from beneath waste oil tanks are analyzed for TPH high boiling fraction, using EPA method 3550 and 8015; total oil and grease (TOG) using EPA extraction method 3550 and gravimetric determination method 8010 and 8020 or EPA method 8240. Groundwater samples collected are collected as described above and are analyzed for TPH, high boiling fraction using EPA methods 3510 and 8020, and volatile organic compounds using EPA method 6240.

The analysis for all soil and water samples are done by a state certified lab.

Name of site Health & Safety officer: Rick Montresano

Emergency phone numbers: (415) 562-5511

Location & directions to the nearest hospital:

4 blocks <sup>away</sup> from site

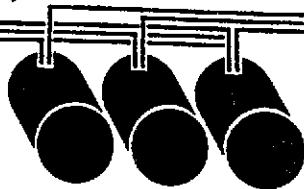

Children's Hosp.

747-52nd St.

Tel. no. (428-3000)

# PARADISO CONSTRUCTION CO.

GENERAL & PETROLEUM CONTRACTORS



LICENSE NO. 259820  
P.O. BOX 6397  
9220 "G" STREET OAKLAND, CA 94603  
(415) 562-5511

## GENERAL

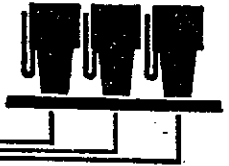
The company will furnish all safety equipment and tools to keep your place of work safe as possible, "use them".

Housekeeping: Keep the jobsite clear of scrap materials and debris especially near the trenches and excavations.

Barricades: The bulk of our work involves underground tanks and piping, so it involves trenching and excavation and a good many sites are kept in operation; we also have to provide safety for the general public. Use an ample amount of barricades and trench covers so that customers that are trying to use the facility are aware of the hazard that exists. Be especially aware of children that come on the site to see what is going on, and keep them well away from the excavation and equipment, or better yet keep them off the site entirely.

# PARADISO CONSTRUCTION CO.

GENERAL & PETROLEUM CONTRACTORS



LICENSE NO. 259820

P.O. BOX 6397

9220 "G" STREET OAKLAND, CA 94603

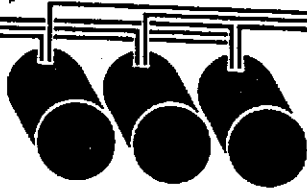

(415) 562-5511

## PERSONAL PROTECTIVE EQUIPMENT

1. EYE PROTECTION: When cutting or burning, chipping or breaking concrete, or anytime you are subjected to eye injury, wear your goggles or safety glasses.
2. HEAD PROTECTION: When you are working in an area where you are subjected to falling objects or the site is a hard hat area, wear your hard hat.
3. BODY PROTECTION: Clothing appropriate for the work must be worn.
4. FOOT PROTECTION: Wear sturdy shoes appropriate to the work you are doing. When using a pavement breaker wear your toe protection devices.
5. HAND PROTECTION: When handling rough materials such as timbers, steel sheets, bars, and scrap; wear your gloves.
6. HEARING PROTECTION: When using a pavement breaker or operating noisy equipment, use your ear protection.
7. RESPIRATORY PROTECTION: Respirators must be worn when working in a confined space where dangerous air contamination exists, when sand blasting where toxic material evolves or when welding where there may be toxic substances.

# PARADISO CONSTRUCTION CO.

GENERAL & PETROLEUM CONTRACTORS



LICENSE NO. 259820

P.O. BOX 6397

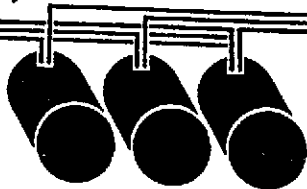

9220 "G" STREET OAKLAND, CA 94603

(415) 562-5511

## EQUIPMENT

1. Only trained or experienced employees may operate equipment.
2. Equipment operators must be sure other workers are clear before moving or operating this equipment. When changing buckets, be certain that the workers helping to change the bucket is clear before moving the boom. When using the boom for hoisting or moving equipment and or materials be sure the worker is clear before lifting or taking a strain on rigging.
3. Don't use damaged slings or cables, if they are questionable, call the office for replacement.
4. Avoid operations that expose employees to over head loads.

**PARADISO CONSTRUCTION CO.**  
GENERAL & PETROLEUM CONTRACTORS

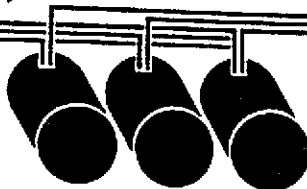



LICENSE NO. 259820  
P.O. BOX 6397  
9220 "G" STREET OAKLAND, CA 94603  
(415) 562-5511

TOOLS

1. Don't use tools and equipment that are not in good repair; notify the office of the repairs that are needed.
2. All power tools are to be grounded.
3. SKILL SAWS: Saw guard must not be blocked open.
4. AIR COMPRESSORS: Air tank must be drained often, safety valve must be popped daily, all hoses to have safety clasp, and don't disconnect under pressure.
5. LADDERS: Defective or unsafe ladders will not be used, they shall be repaired or scrapped.

**PARADISO CONSTRUCTION CO.**  
GENERAL & PETROLEUM CONTRACTORS



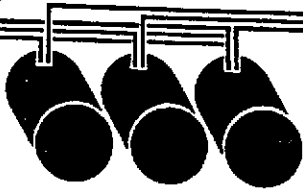
LICENSE NO. 259820  
P.O. BOX 6397  
9220 "G" STREET OAKLAND, CA 94603  
(415) 562-5511

FIRE PROTECTION/PREVENTION

1. SMOKING: No smoking on any service station site except in an approved area away from the islands and tanks.
2. FLAMMABLE LIQUIDS: No sources of ignition are allowed in any work area where there is presence of flammable liquids, gasoling etc...
3. FIRE EXTINGUISHERS: All trucks and heavy equipment are to be equipped with one 5 lb. A.B.C. extinguisher.
4. Gasoline should not be used as a cleaning agent.
5. No burning or welding should be done in an enclosed tank or vessel until it has been determined that there is no possibility of fire or explosion.
6. A gas detection device is available, all persons should be familiar with this device and know how to use it.



**PARADISO CONSTRUCTION CO.**  
GENERAL & PETROLEUM CONTRACTORS

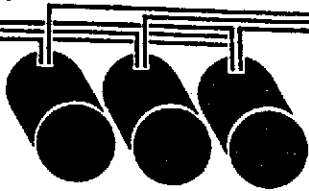


LICENSE NO. 259820  
P.O. BOX 6397  
9220 "G" STREET OAKLAND, CA 94603  
(415) 562-5511

EXCAVATION

1. Prior to excavating, the location of underground utilities must be determined and utility owners must be notified. This function will normally be done by the office but if you are not sure, call the office, especially, if you are to excavate in the street or sidewalk area.
2. All excavations 5' or more in depth that are to be entered, must be sloped 3/4 to 1 foot or shored.
3. All excavation must be inspected and monitored for ground movement on a continuing basis.
4. There must be proper qualified supervision at all times during excavation.
5. Safety provisions must be taken while installing and removing shoring, the work can be extremely dangerous if good practice is ignored.
6. Keep spoils well back 2' or more from the edge of all excavations.
7. Effective barriers and barricades are to be used around all excavations for your protection as well as others that may want to see the work going on. Keep all others not involved in the work well back from the excavations, especially children.
8. Watch for overhead power lines, keep at least 10' away from these conductors.
9. Trench covers: A facility that is to be kept in operation, as many are, set up barricades and cover trenches to reduce the possibility of a customer driving or walking into an open trench. When work is done for the day, insure that you leave the site in a safe condition.

**PARADISO CONSTRUCTION CO.**  
GENERAL & PETROLEUM CONTRACTORS



LICENSE NO. 259820  
P.O. BOX 6397  
9220 "G" STREET OAKLAND, CA 94603  
(415) 562-5511

CONFINED SPACES

Before employees are allowed to enter confined spaces:

1. Lines containing hazardous substances must be disconnected, blinded, or blocked.
2. The space must be emptied, flushed or purged.
3. The air must be tested for dangerous contamination or oxygen deficiency. Ventilation is required if testing reveals any hazard.

Working in a confined space where dangerous air contamination exists requires:

1. Appropriate respiratory protection.
2. Safety belt (or harness) protection.
3. One standby employee (with respirator).