

10-233



GETTLER - RYAN INC.

TRANSMITTAL

March 14, 2003

G-R #386473

TO: Mr. Robert Foss
Cambria Environmental Technology, Inc.
2680 Bishop Drive, Suite 290
San Ramon, CA 94583

CC: Ms. Karen Streich
Chevron Products Company
P.O. Box 6004
San Ramon, California 94583

FROM: Deanna L. Harding
Project Coordinator
Gettler-Ryan Inc.
6747 Sierra Court, Suite J
Dublin, California 94568

RE: Former Chevron Service Station
#9-4612
3616 San Leandro Street
Oakland, California

Alameda County
APR 04 2003
Environmental Health

WE HAVE ENCLOSED THE FOLLOWING:

COPIES	DATED	DESCRIPTION
1	March 10, 2003	Groundwater Monitoring and Sampling Report First Quarter - Event of February 4, 2003

COMMENTS:

This report is being sent for your review. Please provide any comments/changes and propose any groundwater monitoring modifications for the next event prior to **March 28, 2003**, at which time the final report will be distributed to the following:

AG cc: Mr. Barney Chan, Alameda County Health Care Services, Dept. of Environmental Health, 1131 Harbor Bay Parkway, Suite 250, Alameda, CA 94502-6577
Mr. Leonard B. Ratto, Ratto Land Company, P.O. Box 6104, Oakland, CA 94603-0104
Mr. Terry McIlraith, 407 Castello Road, Lafayette, CA 94549

Enclosures



GETTLER-RYAN INC.

March 10, 2003
G-R Job #386473

Ms. Karen Streich
Chevron Products Company
P.O. Box 6004
San Ramon, CA 94583

RE: First Quarter Event of February 4, 2003
Groundwater Monitoring & Sampling Report
Former Chevron Service Station #9-4612
3616 San Leandro Street
Oakland, California

Dear Ms. Streich:

This report documents the most recent groundwater monitoring and sampling event performed by Gettler-Ryan Inc. (G-R) at the referenced site. All field work was conducted in accordance with G-R Standard Operating Procedure - Groundwater Sampling (attached).

Static groundwater levels were measured and the wells were checked for the presence of separate-phase hydrocarbons. Static water level data, groundwater elevations, and separate-phase hydrocarbon thickness (if any) are presented in the attached Table 1. Dissolved Oxygen Concentrations are presented in Table 2. A Potentiometric Map is included as Figure 1.

Groundwater samples were collected from the monitoring wells and submitted to a state certified laboratory for analyses. The field data sheets for this event are attached. Analytical results are presented in the table(s) listed below. The chain of custody document and laboratory analytical report are also attached.

Please call if you have any questions or comments regarding this report. Thank you.

Sincerely,

- FOR -

Deanna L. Harding
Project Coordinator

Robert C. Mallory
Registered Geologist, No. 7285


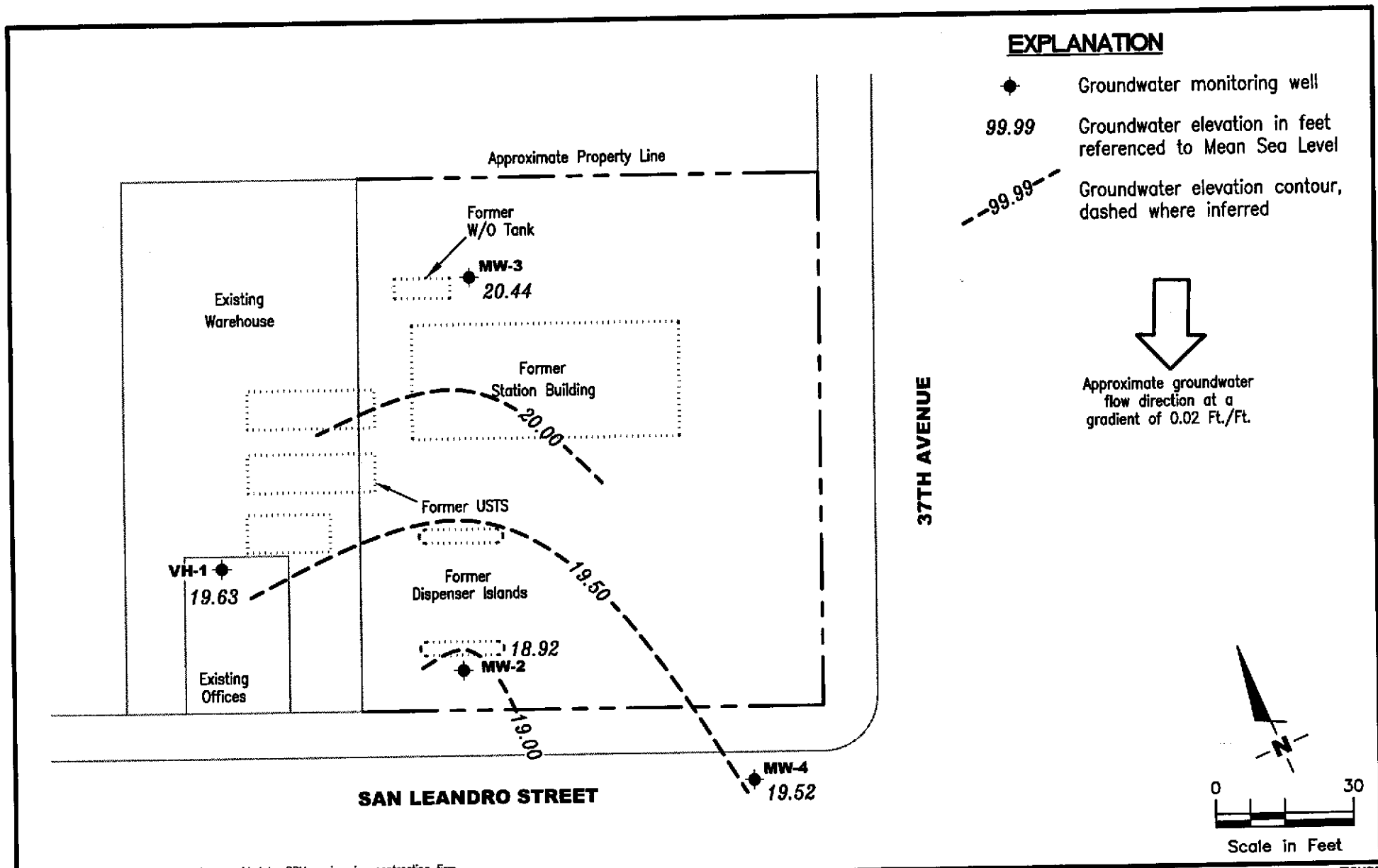


Figure 1: Potentiometric Map
Table 1: Groundwater Monitoring Data and Analytical Results
Table 2: Dissolved Oxygen Concentrations
Table 3: Groundwater Analytical Results - Oxygenate Compounds
Attachments: Standard Operating Procedure - Groundwater Sampling
Field Data Sheets
Chain of Custody Document and Laboratory Analytical Reports



Source: Figure modified from drawing provided by RRM engineering contracting firm.

FIGURE

GETTLER - RYAN INC.
 6747 Sierra Ct., Suite J
 Dublin, CA 94568 (925) 551-7555

POTENTIOMETRIC MAP
 Former Chevron Service Station #9-4612
 3616 San Leandro Street
 Oakland, California

1

PROJECT NUMBER
 386473

REVIEWED BY

DATE
 February 4, 2003

REVISED DATE

Table 1
Groundwater Monitoring Data and Analytical Results
Former Chevron Service Station #9-4612
3616 San Leandro Street
Oakland, California

WELL ID/ DATE	TOC* (<i>μ</i> L)	GWE (msl)	DTW (ft.)	TPH-D (ppb)	TPH-G (ppb)	B (ppb)	T (ppb)	E (ppb)	X (ppb)	MTBE (ppb)	TOG (ppb)
VH-1											
08/10/88	--	--	13.00	--	11,000	3,300	200	520	540	--	--
06/01/89	--	--	10.32	--	15,000	2,200	120	540	310	--	--
09/15/89	--	--	15.69	--	5,600	1,900	90	350	160	--	--
12/08/89	--	--	14.77	--	11,000	1,900	69	270	99	--	--
03/07/91	--	--	11.26	--	4,500	820	39	120	77	--	--
09/24/91	--	--	12.98	--	3,300	520	19	39	27	--	--
01/08/92	--	--	13.77	--	5,000	600	34	81	76	--	--
04/20/92	--	--	8.18	--	7,400	670	60	110	140	--	--
03/26/93	27.85	21.14	6.71	--	4,900	600	40	72	94	--	--
05/27/93	27.85	19.27	8.58	--	13,000	1,600	120	230	220	--	--
08/18/93	27.85	17.39	10.46	--	2,700	210	10	8.1	18	--	--
11/03/93	27.85	15.28	12.57	--	4,600	680	42	35	68	--	--
02/10/94	27.85	18.77	9.08	--	1,900	260	19	22	29	--	--
05/12/94	27.85	19.76	8.09	--	2,000	390	28	3.9	29	--	--
08/26/94	27.85	17.10	10.75	--	4,900	500	<5.0	23	31	--	--
11/14/94	27.85	18.40	9.45	300	760	69	<2.0	<2.0	2.2	--	--
02/01/95	27.85	21.88	5.97	--	1,300	120	5.9	<0.5	13	--	--
05/12/95	27.85	20.14	7.71	--	4,400	460	31	45	49	--	--
08/22/95	27.85	18.59	9.26	--	2,900	310	15	28	32	--	--
12/19/95	27.85	19.05	8.80	--	930	53	<2.5	<2.5	<2.5	39	--
01/31/96	27.85	22.35	5.50	--	3,700	320	<10	41	40	180	--
04/30/96	27.85	19.81	8.04	--	3,900	270	<20	<20	<20	120	--
08/01/96	27.85	18.67	9.18	--	2,700	140	11	18	28	200	--
10/30/96	27.85	18.67	10.76	--	2,700	140	<12	<12	<12	280	--
02/07/97	27.85	19.75	8.10	--	220	13	0.6	<0.5	1.6	15	--
05/07/97	27.85	18.33	9.52	--	5,200	33	12	21	26	330	--
07/22/97	27.85	17.43	10.42	--	4,200	80	<10	16	24	400	--
11/03/97	27.85	16.85	11.00	--	2,400	150	6.8	6.5	9.5	510	--
01/28/98	27.85	20.75	7.10	--	850	69	4.8	5.0	11	38/48 ¹²	--
05/08/98	27.85	20.14	7.71	--	4,200	200	30	40	42	310/200 ¹²	--
07/29/98	27.85	18.40	9.45	--	3,800	54	10	27	30	35/290 ¹²	--

Table 1
Groundwater Monitoring Data and Analytical Results
Former Chevron Service Station #9-4612
3616 San Leandro Street
Oakland, California

WELL ID/ DATE	TOC* (ft.)	GWE (msl)	DTW (ft.)	TPH-D (ppb)	TPH-G (ppb)	B (ppb)	T (ppb)	E (ppb)	X (ppb)	MTBE (ppb)	TOG (ppb)
VH-1 (cont)											
11/06/98	27.85	17.15	10.70	--	4,800	100	20	12	23	360/210 ¹²	--
02/09/99 ⁵	27.85	21.87	5.98	--	2,950	79.5	<10	<10	<10	435/312 ¹²	--
05/13/99	27.85	19.71	8.14	--	4,180	147	12.8	16.5	20.3	433/245 ¹²	--
09/07/99	27.85	17.94	9.91	--	2,750	57.6	<5.0	6.53	<5.0	297/233 ¹²	--
11/24/99	27.85	17.36	10.49	--	2,550	38	3.18	2.54	5.21	--/216 ^{1,12}	--
02/25/00	27.85	21.20	6.65	--	120	2.7	<0.5	<0.5	<0.5	20.5/11.9 ¹²	--
05/10/00	27.85	19.76	8.09	--	1,400 ⁸	63	3.3	3.1	4.9	230/110 ¹²	--
7/31/00 ¹¹	27.85	18.30	9.55	--	360 ⁸	22	2.7	1.6	3.1	100/88 ¹²	--
10/30/00 ¹¹	27.85	17.91	9.94	--	987 ¹⁰	47.0	1.00	<0.500	1.80	153/130 ¹²	--
02/05/01	27.91	19.23	8.68	--	2,670	42.7	<5.00	<5.00	<5.00	225/160 ¹²	--
05/07/01 ¹¹	27.91	19.61	8.30	--	1,800 ⁶	100	8.2	10	7.9	440/110 ¹²	--
08/06/01 ¹¹	27.91	18.09	9.82	--	1,000 ⁶	67	6.1	2.1	7.1	270/140 ¹²	--
11/12/01 ¹¹	27.91	17.29	10.62	--	220	1.2	<0.50	<0.50	<1.5	63/61 ¹²	--
02/11/02 ¹¹	27.91	19.83	8.08	--	1,700	33	<5.0	6.3	3.8	64/52 ¹²	--
05/13/02 ¹¹	27.91	19.21	8.70	--	2,700	54	4.1	5.6	6.2	100/80 ¹²	--
08/09/02 ¹¹	27.91	18.50	9.41	--	2,400	37	2.4	1.2	3.4	86/89 ¹²	--
11/07/02 ¹¹	27.91	17.34	10.57	--	150	1.3	<0.50	<0.50	<1.5	56/50 ¹²	--
02/04/03 ¹¹	27.91	19.63	8.28	--	1,700	40	3.1	7.8	5.0	100/53 ¹²	--
MW-2											
02/16/93	27.51	--	--	--	9,200	720	110	250	170	--	--
03/26/93	27.51	19.89	7.62	--	--	--	--	--	--	--	--
05/27/93	27.51	18.04	9.47	--	360	5.3	2.1	1.8	2.5	--	--
08/18/93	27.51	16.46	11.05	--	9,400	1,100	76	110	100	--	--
11/03/93	27.51	14.56	12.95	--	8,600	390	20	2.7	120	--	--
02/10/94	27.51	17.72	9.79	--	2,700	370	38	44	41	--	--
05/12/94	27.51	18.59	8.92	--	3,800	650	76	15	62	--	--
08/26/94	27.51	16.14	11.37	--	16,000	1,300	270	28	120	--	--
11/14/94	27.51	17.48	10.03	--	5,100	390	10	43	27	--	--
02/01/95	27.51	20.47	7.04	--	6,900	520	82	170	110	--	--
05/12/95	27.51	18.76	8.75	--	7,700	510	83	110	100	--	--
08/22/95	27.51	17.35	10.16	--	4,500	220	16	61	47	--	--

Table 1
Groundwater Monitoring Data and Analytical Results
Former Chevron Service Station #9-4612
3616 San Leandro Street
Oakland, California

WELL ID/ DATE	TOC* (ft.)	GWE (msl)	DTW (ft.)	TPH-D (ppb)	TPH-G (ppb)	B (ppb)	T (ppb)	E (ppb)	X (ppb)	MTBE (ppb)	TOG (ppb)
MW-2 (cont)											
12/19/95	27.51	18.05	9.46	--	2,900	240	<10	19	18	220	--
01/31/96	27.51	21.91	5.60	--	3,900	320	18	72	39	<25	--
04/30/96	27.51	18.68	8.83	--	5,600	200	36	55	47	170	--
08/01/96	27.51	17.25	10.26	--	6,200	190	15	62	59	220	--
10/30/96	27.51	17.25	11.48	--	5,700	190	<25	67	36	260	--
02/07/97	27.51	18.11	9.40	--	8,300	210	34	70	59	330	--
05/07/97	27.51	17.57	9.94	--	6,900	190	12	38	37	530	--
07/22/97	27.51	16.36	11.15	--	10,000	18	25	62	41	630	--
11/03/97	27.51	15.93	11.58	--	6,500	260	8.5	26	14	590/9.6 ^{4,12}	--
01/28/98	27.51	19.38	8.13	--	6,700	65	13	67	54	280/94 ¹²	--
05/08/98	27.51	18.89	8.62	--	5,500	91	38	43	61	220/62 ¹²	--
07/29/98	27.51	17.06	10.45	--	3,600	41	8.9	3.6	14	16/94 ¹²	--
11/06/98	27.51	15.89	11.62	--	6,900	77	<5.0	14	17	290/110 ¹²	--
02/09/99 ⁵	27.51	20.61	6.90	--	8,070	75.6	<10	<10	<10	397/144 ¹²	--
05/13/99	27.51	18.21	9.30	--	5,890	120	<5.0	12.5	26.6	401/69.4 ¹²	--
09/07/99	27.51	16.57	10.94	--	5,820	41.2	<5.0	14.6	<5.0	260/145 ¹²	--
11/24/99	27.51	15.98	11.53	--	5,940	40.9	<10	10.8	<10	--/120 ^{1,12}	--
02/25/00	27.51	21.00	6.51	--	6,370	101	9.37	39.8	33.2	321/121 ¹²	--
05/10/00	27.51	18.49	9.02	--	6,100 ⁸	110	13	27	31	560/120 ¹²	--
07/31/00 ¹¹	27.51	17.18	10.33	--	3,000 ⁸	75	14	28	28	200/130 ¹²	--
10/30/00 ¹¹	27.51	16.95	10.56	--	6,810 ¹⁰	162	<5.00	8.05	<15.0	372/140 ¹²	--
02/05/01 ¹¹	28.05	18.47	9.58	--	5,860	28.4	6.86	16.2	11.8	285/140 ¹²	--
05/07/01 ¹¹	28.05	18.85	9.20	--	4,700 ⁶	120	15	30	42	540/88 ¹²	--
08/06/01 ¹¹	28.05	17.31	10.74	--	3,700 ⁶	120	<20	28	33	490/110 ¹²	--
11/12/01 ¹¹	28.05	16.60	11.45	--	7,000	29	<10	27	22	93/98 ¹²	--
02/11/02 ¹¹	28.05	18.99	9.06	--	5,900	43	15	24	27	90/86 ¹²	--
05/13/02 ¹¹	28.05	18.41	9.64	--	5,500	26	5.2	23	26	120/47 ¹²	--
08/09/02 ¹¹	28.05	17.76	10.29	--	5,700	26	3.7	26	50	100/69 ¹²	--
11/07/02 ¹¹	28.05	16.78	11.27	--	5,900	33	4.4	23	21	<100/69 ¹²	--
02/04/03 ¹¹	28.05	18.92	9.13	--	5,400	22	4.7	13	14	<50/55 ¹²	--

Table 1
Groundwater Monitoring Data and Analytical Results
Former Chevron Service Station #9-4612
3616 San Leandro Street
Oakland, California

WELL ID/ DATE	TOC* (<i>l.</i>)	GWE (<i>msl</i>)	DTW (<i>ft.</i>)	TPH-D (<i>ppb</i>)	TPH-G (<i>ppb</i>)	B (<i>ppb</i>)	T (<i>ppb</i>)	E (<i>ppb</i>)	X (<i>ppb</i>)	MTBE (<i>ppb</i>)	TOG (<i>ppb</i>)
MW-3											
02/16/93	28.50	--	--	--	3,500	<0.5	8.1	4.6	7.7	--	--
03/26/93	28.50	21.32	7.18	--	--	--	--	--	--	--	--
05/27/93	28.50	19.17	9.33	--	4,200	580	84	150	100	--	--
08/18/93	28.50	16.50	12.00	1,400	910	12	3.7	6.2	3.8	--	<5,000
11/03/93	28.50	15.21	13.29	--	5,300	29	1.9	0.6	27	--	--
02/10/94	28.50	18.87	9.63	<50	63	<0.5	0.7	<0.5	<0.5	--	--
05/12/94	28.50	19.73	8.77	84	<50	<0.5	0.5	<0.5	<0.5	--	--
08/26/94	28.50	17.08	11.42	--	2,100	12	<0.5	5.0	0.5	--	--
11/14/94	28.50	18.43	10.07	--	140	0.78	<0.5	<0.5	<0.5	--	--
02/01/95	28.50	22.21	6.29	<50	<50	<0.5	<0.5	<0.5	<0.5	--	--
05/12/95	28.50	20.43	8.07	540 ²	330	13	1.1	1.9	0.69	--	--
08/22/95	28.50	18.55	9.95	550 ²	980	32	<1.0	<1.0	<1.0	--	--
12/19/95	28.50	19.10	9.40	<50	<50	<0.5	<0.5	<0.5	<0.5	<2.5	--
01/31/96	28.50	23.45	5.05	<50	<50	<0.5	<0.5	<0.5	<0.5	<2.5	--
04/30/96	28.50	20.10	8.40	240 ²	320	2.4	<0.5	0.75	<0.5	7.8	--
08/01/96	28.50	18.70	9.80	470 ²	980	9.6	<0.5	0.98	2.2	54	--
10/30/96	28.50	18.70	11.48	760 ²	2,000	14	<10	<10	<10	140	--
02/07/97	28.50	19.90	8.60	61 ²	200 ²	<0.5	<0.5	<0.5	<0.5	8.9	--
05/07/97	28.50	19.49	9.01	550 ²	3,500	14	3.9	3.6	8.0	160	--
07/22/97	28.50	17.38	11.12	800 ²	3,500	55	<10	<10	<10	150	--
11/03/97	28.50	16.99	11.51	910 ²	4,100	140	<5.0	<5.0	<5.0	380	--
01/28/98	28.50	21.16	7.34	--	1,100	24	<1.2	<1.2	2.8	33/6.1 ¹²	--
05/08/98	28.50	20.44	8.06	250 ²	990	3.6	7.7	0.7	2.2	37/7.5 ¹²	--
07/29/98	28.50	18.25	10.25	290 ²	1,200	13	<0.5	<0.5	1.4	11/28 ¹²	--
11/06/98	28.50	17.11	11.39	390 ²	2,600	5.3	<2.5	<2.5	3.0	91/41 ¹²	--
02/09/99 ⁵	28.50	22.40	6.10	184 ²	406	<1.0	4.03	<1.0	<1.0	17.7/1.97 ¹²	--
05/13/99	28.50	19.38	9.12	--	615	13.8	1.05	<0.5	<0.5	43.5/21.2 ¹²	--
09/07/99	28.50	17.77	10.73	528 ²	2,710	<5.0	<5.0	<5.0	<5.0	96.3/57.9 ¹²	--
11/24/99	28.50	17.37	11.13	1,070 ²	5,530	<5.0	<5.0	5.59	<5.0	-166 ^{1,12}	--
02/25/00	28.50	22.22	6.28	--	189	4.68	<0.5	<0.5	<0.5	11.9/<2.0 ¹²	--
03/01/00	28.50	21.80	6.70	380 ²	--	--	--	--	--	--	--

Table 1
Groundwater Monitoring Data and Analytical Results
Former Chevron Service Station #9-4612
3616 San Leandro Street
Oakland, California

WELL ID/ DATE	TOC* (ft.)	GWE (msl)	DTW (ft.)	TPH-D (ppb)	TPH-G (ppb)	B (ppb)	T (ppb)	E (ppb)	X (ppb)	MTBE (ppb)	TOG (ppb)
MW-3 (cont)											
05/10/00	28.50	19.90	8.60	830 ⁷	1,600 ⁶	22	<10	<10	<10	'100/51 ¹²	--
07/31/00 ¹¹	28.50	18.43	10.07	490 ⁷	2,200 ⁶	76	10	<5.0	13	230/52 ¹²	--
10/30/00 ¹¹	28.50	17.97	10.53	580 ⁹	3,320 ¹⁰	<5.00	<5.00	<5.00	<15.0	147/64 ¹²	--
02/05/01 ¹¹	29.04	19.78	9.26	--	3,960	<5.00	6.02	<5.00	<5.00	159/70 ¹²	--
05/07/01 ¹¹	29.04	20.29	8.75	--	2,800 ⁶	61	12	<10	20	230/49 ¹²	--
05/10/01 ¹¹	29.04	20.21	8.83	390 ¹³	--	--	--	--	--	--	--
08/06/01 ¹¹	29.04	18.59	10.45	870 ⁷	1,600 ⁶	39	14	1.3	5.6	130/43 ¹²	--
11/12/01 ¹¹	29.04	17.82	11.22	1,400	3,100	3.6	23	2.3	5.6	40/46 ¹²	--
02/11/02 ¹¹	29.04	20.66	8.38	700	4,000	10	<5.0	4.2	5.5	44/42 ¹²	--
05/13/02 ¹¹	29.04	19.84	9.20	730	2,500	18	<5.0	<5.0	5.2	44/32 ¹²	--
08/09/02 ¹¹	29.04	18.87	10.17	560	2,700	17	<5.0	<5.0	<10	45/33 ¹²	--
11/07/02 ¹¹	29.04	17.91	11.13	660	2,600	24	<5.0	2.0	4.8	51/37 ¹²	--
02/04/03 ¹¹	29.04	20.44	8.60	370	2,200	13	1.5	2.7	5.0	<50/24 ¹²	--
MW-4											
08/22/95	27.27	18.16	9.11	--	9,600	100	<10	<10	<10	--	--
12/19/95	27.27	18.97	8.30	--	<50	<0.5	<0.5	<0.5	<0.5	<2.5	--
01/31/96	27.27	21.67	5.60	--	<50	<0.5	<0.5	<0.5	<0.5	<2.5	--
04/30/96	27.27	20.27	7.00	--	<50	<0.5	<0.5	<0.5	<0.5	<2.5	--
08/01/96	27.27	18.12	9.15	--	<50	<0.5	<0.5	<0.5	<0.5	--	--
10/30/96	27.27	18.12	10.74	--	110	<0.5	<0.5	<0.5	<0.5	<2.5	--
02/07/97	27.27	19.47	7.80	--	80	<0.5	<0.5	<0.5	<0.5	4.1	--
05/07/97	27.27	21.42	5.85	--	<50	<0.5	<0.5	<0.5	<0.5	<2.5	--
07/22/97	27.27	17.22	10.05	--	150	<0.5	<0.5	<0.5	<0.5	<2.5	--
11/03/97	27.27	16.55	10.72	--	52	0.9	<0.5	<0.5	<0.5	-- ³	--
01/28/98	27.27	20.76	6.51	--	<50	<0.5	<0.5	<0.5	<0.5	<2.5/<2.0 ¹²	--
05/08/98	27.27	20.25	7.02	--	56	<0.5	<0.5	<0.5	<0.5	<2.5/<2.0 ¹²	--
07/29/98	27.27	18.32	8.95	--	<50	0.9	<0.5	<0.5	<0.5	<2.5/<2.0 ¹²	--
11/06/98	27.27	16.68	10.59	--	72	<0.5	<0.5	<0.5	<0.5	<2.5/<2.0 ¹²	--
02/09/99	27.27	21.41	5.86	--	<50	<0.5	<0.5	<0.5	<0.5	<2.0/<1.1 ¹²	--
05/13/99	27.27	19.32	7.95	--	<50	<0.5	<0.5	<0.5	<0.5	<5.0/<2.0 ¹²	--
09/07/99	27.27	17.79	9.48	--	70.2	<0.5	<0.5	<0.5	<0.5	<2.0/<1.0 ¹²	--

Table 1
Groundwater Monitoring Data and Analytical Results
Former Chevron Service Station #9-4612
3616 San Leandro Street
Oakland, California

WELL ID/ DATE	TOC* (ft.)	GWE (msl)	DTW (ft.)	TPH-D (ppb)	TPH-G (ppb)	B (ppb)	T (ppb)	E (ppb)	X (ppb)	MTBE (ppb)	TOG (ppb)
MW-4 (cont)											
11/24/99	27.27	17.22	10.05	--	227	<0.5	<0.5	<0.5	<0.5	--/<0.5 ¹²	--
02/25/00	27.27	INACCESSIBLE		--	--	--	--	--	--	--	--
03/01/00	27.27	21.10	6.17	--	<50	<0.5	<0.5	<0.5	<0.5	<2.5/<2.0 ¹²	--
05/10/00	27.27	INACCESSIBLE - CAR PARKED OVER WELL				--	--	--	--	--	--
07/31/00	27.27	17.90	9.37	--	<50	<0.50	<0.50	<0.50	<0.50	<2.5/<2.0 ¹²	--
10/30/00	27.27	17.80	9.47	--	54.0 ¹⁰	<0.500	<0.500	<0.500	<1.50	<2.50/<2.0 ¹²	--
02/05/01	27.27	INACCESSIBLE - CAR PARKED OVER WELL				--	--	--	--	--	--
05/07/01	27.27	19.46	7.81	--	<50	<0.50	<0.50	<0.50	<0.50	<2.5/<2.0 ¹²	--
08/06/01	27.27	17.49	9.78	--	<50	1.1	0.52	<0.50	1.1	6.0/<2.0 ¹²	--
11/12/01	27.27	16.86	10.41	--	93	<0.50	<0.50	<0.50	<1.5	<2.5/<2 ¹²	--
02/11/02	27.27	19.63	7.64	--	<50	<0.50	<0.50	<0.50	<1.5	<2.5/<2 ¹²	--
05/13/02	27.27	18.95	8.32	--	54	<0.50	0.84	<0.50	<1.5	<2.5/<2 ¹²	--
08/09/02	27.27	18.02	9.25	--	54	<0.50	<0.50	<0.50	<1.5	<2.5/<2 ¹²	--
11/07/02	27.27	16.85	10.42	--	<50	<0.50	<0.50	<0.50	<1.5	<2.5/<2 ¹²	--
02/04/03	27.27	19.52	7.75	--	<50	<0.50	<0.50	<0.50	<1.5	<2.5/<0.5 ¹²	--
TRIP BLANK											
05/27/93	--	--	--	--	<50	<0.5	<0.5	<0.5	<1.5	--	--
08/18/93	--	--	--	1,400	<50	<0.5	<0.5	<0.5	<1.5	--	<5,000
11/03/93	--	--	--	--	<50	<0.5	<0.5	<0.5	<0.5	--	--
02/10/94	--	--	--	<50	<50	<0.5	<0.5	<0.5	<0.5	--	--
05/12/94	--	--	--	84	<50	<0.5	<0.5	<0.5	<0.5	--	--
08/26/94	--	--	--	--	<50	<0.5	<0.5	<0.5	<0.5	--	--
11/14/94	--	--	--	--	<50	<0.5	<0.5	<0.5	<0.5	--	--
02/01/95	--	--	--	--	<50	<0.5	<0.5	<0.5	<0.5	--	--
05/12/95	--	--	--	--	<50	<0.5	<0.5	<0.5	<0.5	--	--
08/22/95	--	--	--	--	<50	<0.5	<0.5	<0.5	<0.5	<2.5	--
12/19/95	--	--	--	--	<50	<0.5	<0.5	<0.5	<0.5	<2.5	--
01/31/96	--	--	--	--	<50	<0.5	<0.5	<0.5	<0.5	<2.5	--
04/30/96	--	--	--	--	<50	<0.5	<0.5	<0.5	<0.5	<2.5	--
08/01/96	--	--	--	--	<50	<0.5	<0.5	<0.5	<0.5	<2.5	--
10/30/96	--	--	--	--	<50	<0.5	<0.5	<0.5	<0.5	<2.5	--

Table 1
Groundwater Monitoring Data and Analytical Results
Former Chevron Service Station #9-4612
3616 San Leandro Street
Oakland, California

WELL ID/ DATE	TOC* (<i>ft.</i>)	GWE (<i>msl</i>)	DTW (<i>ft.</i>)	TPH-D (<i>ppb</i>)	TPH-G (<i>ppb</i>)	B (<i>ppb</i>)	T (<i>ppb</i>)	E (<i>ppb</i>)	X (<i>ppb</i>)	MTBE (<i>ppb</i>)	TOG (<i>ppb</i>)
TRIP BLANK (cont)											
02/07/97	--	--	--	--	<50	<0.5	<0.5	<0.5	<0.5	<2.5	--
05/07/97	--	--	--	--	<50	<0.5	<0.5	<0.5	<0.5	<2.5	--
07/22/97	--	--	--	--	<50	<0.5	<0.5	<0.5	<0.5	<2.5	--
01/28/98	--	--	--	--	<50	<0.5	<0.5	<0.5	<0.5	--/ <2.0 ¹²	--
05/08/98	--	--	--	--	--	--	--	--	--	--/ <2.0 ¹²	--
07/29/98	--	--	--	--	<50	<0.5	<0.5	<0.5	<0.5	--/ <2.0 ¹²	--
11/06/98	--	--	--	--	<50	<0.5	<0.5	<0.5	<0.5	<2.5	--
02/09/99	--	--	--	--	<50	<0.5	<0.5	<0.5	<0.5	<2.0	--
05/13/99	--	--	--	--	<50	<0.5	<0.5	<0.5	<0.5	<5.0/ <2.0 ¹²	--
09/07/99	--	--	--	--	<50	<0.5	<0.5	<0.5	<0.5	<2.0	--
11/24/99	--	--	--	--	<50	<0.5	<0.5	<0.5	<0.5	<2.5	--
02/25/00	--	--	--	--	<50	<0.5	<0.5	<0.5	<0.5	<5.0	--
03/01/00	--	--	--	--	<50	<0.5	<0.5	<0.5	<0.5	<2.5	--
05/10/00	--	--	--	--	<50	<0.50	<0.50	<0.50	<0.50	<2.5	--
07/31/00	--	--	--	--	<50	<0.50	<0.50	<0.50	<0.50	<2.5	--
10/30/00	--	--	--	--	<50.0	<0.500	<0.500	<0.500	<1.50	<2.50	--
02/05/01	--	--	--	--	<50.0	<0.500	<0.500	<0.500	<0.500	<2.50	--
05/07/01	--	--	--	--	<50	<0.50	<0.50	<0.50	<0.50	<2.5	--
05/10/01	--	--	--	--	<50	<0.50	<0.50	<0.50	<0.50	<2.5	--
08/06/01	--	--	--	--	<50	<0.50	<0.50	<0.50	<0.50	<2.5	--
QA											
11/12/01	--	--	--	--	<50	<0.50	<0.50	<0.50	<1.5	<2.5	--
02/11/02	--	--	--	--	<50	<0.50	<0.50	<0.50	<1.5	<2.5	--
05/13/02	--	--	--	--	<50	<0.50	<0.50	<0.50	<1.5	<2.5	--
08/09/02	--	--	--	--	<50	<0.50	<0.50	<0.50	<1.5	<2.5	--
11/07/02	--	--	--	--	<50	<0.50	<0.50	<0.50	<1.5	<2.5	--
02/04/03	--	--	--	--	<50	<0.50	<0.50	<0.50	<1.5	<2.5	--

Table 1
Groundwater Monitoring Data and Analytical Results
Former Chevron Service Station #9-4612
3616 San Leandro Street
Oakland, California

EXPLANATIONS:

Groundwater monitoring data and laboratory analytical results prior to May 10, 2000, were compiled from reports prepared by Blaine Tech Services, Inc.

TOC = Top of Casing	TPH-G = Total Petroleum Hydrocarbons as Gasoline	TOG = Total Oil and Grease
(ft.) = Feet	B = Benzene	(ppb) = Parts per billion
GWE = Groundwater Elevation	T = Toluene	-- = Not Measured/Not Analyzed
(msl) = Mean sea level	E = Ethylbenzene	QA = Quality Assurance/Trip Blank
DTW = Depth to Water	X = Xylenes	
TPH-D = Total Petroleum Hydrocarbons as Diesel	MTBE = Methyl tertiary butyl ether	

- * TOC elevations were re-surveyed on March 8, 2001, by Virgil Chavez Land Surveying. The benchmark for the survey was a City of Oakland benchmark, being a cut square top of curb at the centerline return at the northwest corner of East 14th and 37th Avenue, (Benchmark Elevation = 38.21 feet, NGVD 29).
- 1 Lab could not get a good ion chromatogram match for MTBE. See laboratory report.
- 2 Chromatogram pattern indicates an unidentified hydrocarbon.
- 3 No value for MTBE could be determined; see lab report for analyses.
- 4 Confirmation run.
- 5 ORC was installed.
- 6 Laboratory report indicates gasoline C6-C12.
- 7 Laboratory report indicates unidentified hydrocarbons <C16.
- 8 Laboratory report indicates gasoline C6-C12 + unidentified hydrocarbons <C6.
- 9 Laboratory report indicates unidentified hydrocarbons >C16.
- 10 Laboratory report indicates hydrocarbon pattern present in the requested fuel quantitation range but does not resemble the pattern of the requested fuel.
- 11 ORC in well.
- 12 MTBE by EPA Method 8260.
- 13 Laboratory report indicates unidentified hydrocarbons C9-C17.

Table 2
Dissolved Oxygen Concentrations
Former Chevron Service Station #9-4612
3616 San Leandro Street
Oakland, California

WELL ID	DATE	Before Purging (mg/L)	After Purging (mg/L)
VH-1	05/10/00	0.90	--
	07/31/00	1.25	--
	10/30/00	1.97	--
	05/07/01	1.10	--
	08/06/01	1.40	--
	11/12/01	0.90	--
	02/11/02	1.10	--
	05/13/02	0.70	--
MW-2	05/10/00	0.57	--
	07/31/00	1.26	--
	10/30/00	1.25	--
	05/07/01	0.90	--
	08/06/01	1.10	--
	11/12/01	0.80	--
	02/11/02	0.60	--
	05/13/02	0.80	--
MW-3	05/10/00	1.56	--
	07/31/00	1.46	--
	10/30/00	1.18	--
	05/07/01	0.70	--
	08/06/01	0.90	--
	11/12/01	0.50	--
	02/11/02	0.80	--
	05/13/02	1.80	--
MW-4	05/10/00	INACCESSIBLE - CAR PARKED OVER WELL	
	07/31/00	0.64	--
	10/30/00	0.97	--
	02/05/01	INACCESSIBLE - CAR PARKED OVER WELL	
	05/07/01	0.50	--
	08/06/01	0.70	--
	11/12/01	1.00	--
	02/11/02	1.00	--
	05/13/02	2.90	--

Table 2
Dissolved Oxygen Concentrations
Former Chevron Service Station #9-4612
3616 San Leandro Street
Oakland, California

EXPLANATIONS:

(mg/L) = Milligrams per liter

-- = Not Measured

Table 3
Groundwater Analytical Results - Oxygenate Compounds
Former Chevron Service Station #9-4612
3616 San Leandro Street
Oakland, California

WELL ID	DATE	ETHANOL (ppb)	TBA (ppb)	MTBE (ppb)	DIPE (ppb)	ETBE (ppb)	TAME (ppb)
VH-1	02/05/01	<500	<50	160	<2.0	<2.0	<2.0
	05/07/01	--	--	110	--	--	--
	08/06/01	--	--	140	--	--	--
	11/12/01	--	--	61	--	--	--
	02/11/02	--	--	52	--	--	--
	05/13/02	--	--	80	--	--	--
	08/09/02	--	--	89	--	--	--
	11/07/02	--	--	50	--	--	--
	02/04/03	--	--	53	--	--	--
MW-2	02/05/01	<500	<50	140	<2.0	<2.0	<2.0
	05/07/01	--	--	88	--	--	--
	08/06/01	--	--	110	--	--	--
	11/12/01	--	--	98	--	--	--
	02/11/02	--	--	86	--	--	--
	05/13/02	--	--	47	--	--	--
	08/09/02	--	--	69	--	--	--
	11/07/02	--	--	69	--	--	--
	02/04/03	--	--	55	--	--	--
MW-3	02/05/01	<500	<50	70	<2.0	<2.0	<2.0
	05/07/01	--	--	49	--	--	--
	08/06/01	--	--	43	--	--	--
	11/12/01	--	--	46	--	--	--
	02/11/02	--	--	42	--	--	--
	05/13/02	--	--	32	--	--	--
	08/09/02	--	--	33	--	--	--
	11/07/02	--	--	37	--	--	--
	02/04/03	--	--	24	--	--	--

Table 3
Groundwater Analytical Results - Oxygenate Compounds
 Former Chevron Service Station #9-4612
 3616 San Leandro Street
 Oakland, California

WELL ID	DATE	ETHANOL (ppb)	TBA (ppb)	MTBE (ppb)	DIPE (ppb)	ETBE (ppb)	TAME (ppb)
MW-4	05/07/01	--	--	<2.0	--	--	--
	08/06/01	--	--	<2.0	--	--	--
	11/12/01	--	--	<2	--	--	--
	02/11/02	--	--	<2	--	--	--
	05/13/02	--	--	<2	--	--	--
	08/09/02	--	--	<2	--	--	--
	11/07/02	--	--	<2	--	--	--
	02/04/03	--	--	<0.5	--	--	--

Table 3
Groundwater Analytical Results - Oxygenate Compounds
Former Chevron Service Station #9-4612
3616 San Leandro Street
Oakland, California

EXPLANATIONS:

TBA = Tertiary butyl alcohol
MTBE = Methyl tertiary butyl ether
DIPE = Di-isopropyl ether
ETBE = Ethyl tertiary butyl ether
TAME = Tertiary amyl methyl ether
(ppb) = Parts per billion
-- = Not Analyzed

ANALYTICAL METHOD:

EPA Method 8260 for Oxygenate Compounds

STANDARD OPERATING PROCEDURE - GROUNDWATER SAMPLING

Gettler-Ryan Inc. field personnel adhere to the following procedures for the collection and handling of groundwater samples prior to analysis by the analytical laboratory. Prior to sample collection, the type of analysis to be performed is determined. Loss prevention of volatile compounds is controlled and sample preservation for subsequent analysis is maintained.

Prior to sampling, the presence or absence of free-phase hydrocarbons is determined using an interface probe. Product thickness, if present, is measured to the nearest 0.01 foot and is noted in the field notes. In addition, all depth to water level measurements are collected with a static water level indicator and are also recorded in the field notes, prior to purging and sampling any wells.

After water levels are collected and prior to sampling, if purging is to occur, each well is purged a minimum of three well casing volumes of water using pre-cleaned pumps (stack, suction, Grundfos), or disposable bailers. Temperature, pH and electrical conductivity are measured a minimum of three times during the purging. Purging continues until these parameters stabilize.

Groundwater samples are collected using disposable bailers. The water samples are transferred from the bailer into appropriate containers. Pre-preserved containers, supplied by analytical laboratories, are used when possible. When pre-preserved containers are not available, the laboratory is instructed to preserve the sample as appropriate. Duplicate samples are collected for the laboratory to use in maintaining quality assurance/quality control standards. The samples are labeled to include the job number, sample identification, collection date and time, analysis, preservation (if any), and the sample collector's initials. The water samples are placed in a cooler, maintained at 4°C for transport to the laboratory. Once collected in the field, all samples are maintained under chain of custody until delivered to the laboratory.

The chain of custody document includes the job number, type of preservation, if any, analysis requested, sample identification, date and time collected, and the sample collector's name. The chain of custody is signed and dated (including time of transfer) by each person who receives or surrenders the samples, beginning with the field personnel and ending with the laboratory personnel.

A laboratory supplied trip blank accompanies each sampling set. For sampling sets greater than 20 samples, 5% trip blanks are included. The trip blank is analyzed for some or all of the same compounds as the groundwater samples.

As requested by Chevron Products Company, the purge water and decontamination water generated during sampling activities is transported by IWM to McKittrick Waste Management located in McKittrick, California.



GETTLER-RYAN INC.

WELL MONITORING/SAMPLING FIELD DATA SHEET

Client/Facility #: ChevronTexaco #9-4612 Job Number: 386473
 Site Address: 3616 San Leandro Street Event Date: 2.4.03 (inclusive)
 City: Oakland, CA Sampler: FT

Well ID: VH - 1 Well Condition: OK
 Well Diameter: 2 1/4 in.
 Total Depth: 26.52 ft.
 Depth to Water: 8.28 ft.
 Volume Factor (VF) table:

Volume	3/4"= 0.02	1"= 0.04	2"= 0.17	3"= 0.38
Factor (VF)	4"= 0.66	5"= 1.02	6"= 1.50	12"= 5.80

 18.24 x VF .66 = 12.03 x3 (case volume) = Estimated Purge Volume: 36.11 gal.

Purge Equipment:

Disposable Bailer _____
 Stainless Steel Bailer _____
 Stack Pump _____
 Suction Pump _____
 Grundfos _____
 Other: _____

Sampling Equipment:

Disposable Bailer _____
 Pressure Bailer _____
 Discrete Bailer _____
 Other: _____

Time Started: _____ (2400 hrs)
 Time Bailed: _____ (2400 hrs)
 Depth to Product: _____ ft
 Depth to Water: _____ ft
 Hydrocarbon Thickness: _____ ft
 Visual Confirmation/Description: _____
 Skimmer / Absorbant Sock (circle one)
 Amt Removed from Skimmer: _____ gal
 Amt Removed from Well: _____ gal
 Product Transferred to: _____

Start Time (purge): 10:57 Weather Conditions: SUNNY
 Sample Time/Date: 11:38 / 2.4.03 Water Color: CLEAR Odor: YES
 Purging Flow Rate: 2.0 gpm. Sediment Description: _____
 Did well de-water? NO If yes, Time: _____ Volume: _____ gal.

Time (2400 hr.)	Volume (gal.)	pH	Conductivity (umhos/cm)	Temperature (°F)	D.O. (mg/L)	ORP (mV)
<u>11:03</u>	<u>12.0</u>	<u>7.51</u>	<u>675</u>	<u>18.5</u>	_____	_____
<u>11:09</u>	<u>24.0</u>	<u>7.34</u>	<u>672</u>	<u>18.6</u>	_____	_____
<u>11:15</u>	<u>36.0</u>	<u>7.28</u>	<u>668</u>	<u>18.8</u>	_____	_____
_____	_____	_____	_____	_____	_____	_____

LABORATORY INFORMATION

SAMPLE ID	(#) CONTAINER	REFRIG.	PRESERV. TYPE	LABORATORY	ANALYSES
<u>VH - 1</u>	<u>6</u> x vva vial	YES	HCL	LANCASTER	TPH-G(8015)/BTEX+MTBE(8021)/MTBE(8260)
_____	_____ x amber	YES	NP	LANCASTER	TPH-D
_____	_____	_____	_____	_____	_____

COMMENTS: "ORL IN WELL"

Add/Replaced Lock: _____ Add/Replaced Plug: _____ Size: _____



GETTLER - RYAN INC.

WELL MONITORING/SAMPLING FIELD DATA SHEET

Client/Facility #: ChevronTexaco #9-4612 Job Number: 386473
 Site Address: 3616 San Leandro Street Event Date: 2.4.03 (inclusive)
 City: Oakland, CA Sampler: FT

Well ID: MW - 2
 Well Diameter: 2 1/4 in.
 Total Depth: 19.60 ft.
 Depth to Water: 9.13 ft.

Well Condition: OK

Volume	3/4" = 0.02	1" = 0.04	2" = 0.17	3" = 0.38
Factor (VF)	4" = 0.66	5" = 1.02	6" = 1.50	12" = 5.80

10.47 x VF .17 = 1.77 x3 (case volume) = Estimated Purge Volume: 5.33 gal.

Purge Equipment:

Disposable Bailer _____
 Stainless Steel Bailer _____
 Stack Pump _____
 Suction Pump _____
 Grundfos _____
 Other: _____

Sampling Equipment:

Disposable Bailer _____
 Pressure Bailer _____
 Discrete Bailer _____
 Other: _____

Time Started: _____ (2400 hrs)
 Time Bailed: _____ (2400 hrs)
 Depth to Product: _____ ft
 Depth to Water: _____ ft
 Hydrocarbon Thickness: _____ ft
 Visual Confirmation/Description: _____
 Skimmer / Absorbant Sock (circle one)
 Amt Removed from Skimmer: _____ gal
 Amt Removed from Well: _____ gal
 Product Transferred to: _____

Start Time (purge): 10:07 Weather Conditions: SUNNY
 Sample Time/Date: 10:22 / 2.4.03 Water Color: CLEAR Odor: YES
 Purging Flow Rate: 2.0 gpm. Sediment Description: _____
 Did well de-water? NO If yes, Time: _____ Volume: _____ gal.

Time (2400 hr.)	Volume (gal.)	pH	Conductivity (u mhos/cm)	Temperature (°F)	D.O. (mg/L)	ORP (mV)
<u>10:08</u>	<u>1.5</u>	<u>7.58</u>	<u>652</u>	<u>18.9</u>	_____	_____
<u>10:09</u>	<u>3.0</u>	<u>7.45</u>	<u>654</u>	<u>18.8</u>	_____	_____
<u>10:10</u>	<u>5.0</u>	<u>7.28</u>	<u>651</u>	<u>19.1</u>	_____	_____
_____	_____	_____	_____	_____	_____	_____

LABORATORY INFORMATION

SAMPLE ID	(#) CONTAINER	REFRIG.	PRESERV. TYPE	LABORATORY	ANALYSES
<u>MW - 2</u>	<u>6</u> x vov vial	YES	HCL	LANCASTER	TPH-G(8015)/BTEX+MTBE(8021)/MTBE(8260)
_____	x amber	YES	NP	LANCASTER	TPH-D
_____	_____	_____	_____	_____	_____

COMMENTS: ORC IN WELL

Add/Replaced Lock: _____ Add/Replaced Plug: _____ Size: _____



GETTLER - RYAN INC.

WELL MONITORING/SAMPLING FIELD DATA SHEET

Client/Facility #: ChevronTexaco #9-4612 Job Number: 386473
 Site Address: 3616 San Leandro Street Event Date: 2.4.03 (inclusive)
 City: Oakland, CA Sampler: FT

Well ID: Mw - 3
 Well Diameter: 2 1/4 in.
 Total Depth: 18.10 ft.
 Depth to Water: 8.60 ft.

Well Condition: OK

Volume	3/4" = 0.02	1" = 0.04	2" = 0.17	3" = 0.38
Factor (VF)	4" = 0.66	5" = 1.02	6" = 1.50	12" = 5.80

9.50 x VF .17 = 1.61 x3 (case volume) = Estimated Purge Volume: 4.84 gal.

Purge Equipment:
 Disposable Bailer _____
 Stainless Steel Bailer _____
 Stack Pump _____
 Suction Pump _____
 Grundfos _____
 Other: _____

Sampling Equipment:
 Disposable Bailer _____
 Pressure Bailer _____
 Discrete Bailer _____
 Other: _____

Time Started: _____ (2400 hrs)
 Time Bailed: _____ (2400 hrs)
 Depth to Product: _____ ft
 Depth to Water: _____ ft
 Hydrocarbon Thickness: _____ ft
 Visual Confirmation/Description: _____
 Skimmer / Absorbant Sock (circle one)
 Amt Removed from Skimmer: _____ gal
 Amt Removed from Well: _____ gal
 Product Transferred to: _____

Start Time (purge): 9:33 Weather Conditions: SUNNY
 Sample Time/Date: 9:45 / 2.4.03 Water Color: CLEAR Odor: YES
 Purging Flow Rate: 2.0 gpm. Sediment Description: _____
 Did well de-water? NO If yes, Time: _____ Volume: _____ gal.

Time (2400 hr.)	Volume (gal.)	pH	Conductivity (umhos/cm)	Temperature (°F)	D.O. (mg/L)	ORP (mV)
<u>9:34</u>	<u>1.5</u>	<u>7.31</u>	<u>648</u>	<u>18.7</u>	_____	_____
<u>9:35</u>	<u>3.0</u>	<u>7.29</u>	<u>646</u>	<u>18.8</u>	_____	_____
<u>9:36</u>	<u>5.0</u>	<u>7.28</u>	<u>645</u>	<u>18.9</u>	_____	_____
_____	_____	_____	_____	_____	_____	_____

LABORATORY INFORMATION

SAMPLE ID	(#) CONTAINER	REFRIG.	PRESERV. TYPE	LABORATORY	ANALYSES
<u>MW - 3</u>	<u>6</u> x vov vial	YES	HCL	LANCASTER	TPH-G(8015)/BTEX+MTBE(8021)/MTBE(8260)
-	<u>2</u> x amber	YES	NP	LANCASTER	TPH-D
_____	_____	_____	_____	_____	_____

COMMENTS: ORC IN WELL

Add/Replaced Lock: _____ Add/Replaced Plug: _____ Size: _____



GETTLER - RYAN INC.

WELL MONITORING/SAMPLING FIELD DATA SHEET

Client/Facility #: ChevronTexaco #9-4612 Job Number: 386473
 Site Address: 3616 San Leandro Street Event Date: 2.4.03 (inclusive)
 City: Oakland, CA Sampler: FT

Well ID: MW - 4 Well Condition: ok'
 Well Diameter: 2 1/4 in.
 Total Depth: 19.00 ft.
 Depth to Water: 7.75 ft.
 $11.25 \times VF \cdot 17 = 1.91 \times 3$ (case volume) = Estimated Purge Volume: 5.73 gal.

Volume	3/4"= 0.02	1"= 0.04	2"= 0.17	3"= 0.38
Factor (VF)	4"= 0.66	5"= 1.02	6"= 1.50	12"= 5.80

Purge Equipment:

Disposable Bailer _____
 Stainless Steel Bailer _____
 Stack Pump _____
 Suction Pump _____
 Grundfos _____
 Other: _____

Sampling Equipment:

Disposable Bailer _____
 Pressure Bailer _____
 Discrete Bailer _____
 Other: _____

Time Started: _____ (2400 hrs)
 Time Bailed: _____ (2400 hrs)
 Depth to Product: _____ ft
 Depth to Water: _____ ft
 Hydrocarbon Thickness: _____ ft
 Visual Confirmation/Description: _____
 Skimmer / Absorbant Sock (circle one)
 Amt Removed from Skimmer: _____ gal
 Amt Removed from Well: _____ gal
 Product Transferred to: _____

Start Time (purge): 8:58 Weather Conditions: SUNNY
 Sample Time/Date: 9:08 / 2.4.03 Water Color: CLEAR Odor: NO
 Purging Flow Rate: 2.0 gpm. Sediment Description: _____
 Did well de-water? NO If yes, Time: _____ Volume: _____ gal.

Time (2400 hr.)	Volume (gal.)	pH	Conductivity (u mhos/cm)	Temperature (°F)	D.O. (mg/L)	ORP (mV)
<u>8:59</u>	<u>2.0</u>	<u>7.68</u>	<u>422</u>	<u>17.8</u>	_____	_____
<u>9:00</u>	<u>4.0</u>	<u>7.54</u>	<u>423</u>	<u>17.9</u>	_____	_____
<u>9:01</u>	<u>6.0</u>	<u>7.41</u>	<u>425</u>	<u>17.8</u>	_____	_____
_____	_____	_____	_____	_____	_____	_____

LABORATORY INFORMATION

SAMPLE ID	(#) CONTAINER	REFRIG.	PRESERV. TYPE	LABORATORY	ANALYSES
<u>MW - 4</u>	<u>6</u> x vae vial	YES	HCL	LANCASTER	TPH-G(8015)/BTEX+MTBE(8021)/MTBE(8260)
	x amber	YES	NP	LANCASTER	TPH-D

COMMENTS:

Add/Replaced Lock:

Add/Replaced Plug: _____ Size: _____

Chevron California Region Analysis Request/Chain of Custody



For Lancaster Laboratories use only
 Acct. #: 10904 Sample #: 3990451-55 SCR#: 840480

020503-005

Facility #: 9-4612 Job #386473 Global ID#T0600100333
 Site Address: 3616 SAN LEANDRO ST., OAKLAND, CA
 Chevron PM: KS Lead Consultant: CAMBRIA
 Consultant/Office: G-R, Inc., 6747 Sierra Court, Dublin, Ca 94568
 Consultant Prj. Mgr.: Deanna L. Harding (Deanna@grinc.com)
 Consultant Phone #: 925-551-7555 Fax #: 925-551-7899
 Sampler: FRANK TERLINONI
 Service Order #: _____ Non SAR:

Matrix		Analyses Requested													
		Preservation Codes													
Soil	Water	Oil	Air	Total Number of Containers							Preservative Codes				
<input type="checkbox"/>	<input type="checkbox"/>	<input type="checkbox"/>	<input type="checkbox"/>	BTEX + MTBE	8260	8021	TPH 8015 MOD	GRO	TPH 8015 MOD DRO	Silica Gel Cleanup	8260 full scan	Oxygenates	Lead 7420	7421	MTBE (8260)
				2	X	X									
				6	X	X									X
				6	X	X									X
				8	X	X	X								X
				6	X	X									X

Preservative Codes
 H = HCl T = Thiosulfate
 N = HNO₃ B = NaOH
 S = H₂SO₄ O = Other

J value reporting needed
 Must meet lowest detection limits possible for 8260 compounds

8021 MTBE Confirmation
 Confirm highest hit by 8260
 Confirm all hits by 8260
 Run ___ oxy s on highest hit
 Run ___ oxy s on all hits

Sample Identification	Date Collected	Time Collected	Grab	Composite	Soil	Water	Oil	Air
QA	2.4.03				W		2	X
VH-1		1138	X				6	X
MW-2		1022	X				6	X
MW-3		0945	X				8	X
MW-4		0908	X				6	X

Comments / Remarks

Turnaround Time Requested (TAT) (please circle)
 (STD. TAT) 24 hour 72 hour 48 hour
 4 day 5 day

Data Package Options (please circle if required)
 QC Summary Type I — Full
 Type VI (Raw Data) Coelt Deliverable not needed
 WIP (RWQCB)
 Disk

Relinquished by: <u>Frank Terlinoni</u>	Date: <u>2.4.03</u>	Time:	Received by: <u>D Vance</u>	Date: <u>2/5/03</u>	Time: <u>1335</u>
Relinquished by: <u>D Vance</u>	Date: <u>2/5/03</u>	Time: <u>1335</u>	Received by: <u>Bernardo Amador</u>	Date: <u>2/5/03</u>	Time: <u>1335</u>
Relinquished by: <u>Bernardo Amador</u>	Date: <u>2/5/03</u>	Time: <u>1630</u>	Received by: <u>Airborne</u>	Date: <u>2/5/03</u>	Time:
Relinquished by Commercial Carrier: <u>Airborne</u>	UPS FedEx Other	Temperature Upon Receipt: <u>2.0 @ 2.0</u>	Received by: <u>Kathy Binkley</u>	Date: <u>2-6-03</u>	Time: <u>0915</u>
			Custody Seals Intact? Yes <input type="checkbox"/> No <input checked="" type="checkbox"/>	NA 0030	



ANALYTICAL RESULTS

Prepared for:

ChevronTexaco
6001 Bollinger Canyon Rd L4310

San Ramon CA 94583
925-842-8582

Prepared by:

Lancaster Laboratories
2425 New Holland Pike
Lancaster, PA 17605-2425

SAMPLE GROUP

The sample group for this submittal is 840480. Samples arrived at the laboratory on Thursday, February 06, 2003. The PO# for this group is 99011184 and the release number is STREICH.

<u>Client Description</u>			<u>Lancaster Labs Number</u>
QA-T-030204	NA	Water	3990451
VH-1-W-030204	Grab	Water	3990452
MW-2-W-030204	Grab	Water	3990453
MW-3-W-030204	Grab	Water	3990454
MW-4-W-030204	Grab	Water	3990455


1 COPY TO

Cambria C/O Gettler- Ryan

Attn: Deanna L. Harding

Questions? Contact your Client Services Representative
Teresa L Cunningham at (717) 656-2300.

Respectfully Submitted,


Victoria M. Martell
Chemist



CASE NARRATIVE

Prepared For:

Karen Streich
ChevronTexaco
6001 Bollinger Canyon Road
L4310
San Ramon, CA 94583-0904

Prepared By:

Lancaster Laboratories
2425 New Holland Pike
Lancaster, PA 17605-2425

RECEIVED
FEB 25 2003
GETTLER-ANDERSON INC.
GENERAL CONTRACTORS

SAMPLE GROUP

The sample group for this submittal is 840480. Samples arrived at the laboratory on Thursday, February 6, 2003.

METHODOLOGY

The specific methodologies used in obtaining the enclosed analytical results are indicated on the laboratory chronicles.

COMMENTS

The surrogate data for sample MW-3 was outside the QC limits for the TPH DRO analysis. Results from the re-extraction are within the limits. The hold time had expired prior to the re-extraction so all results reported are from the original extraction.



Lancaster Laboratories Sample No. WW 3990451

Collected: 02/04/2003 00:00

Account Number: 10904

Submitted: 02/06/2003 09:30

ChevronTexaco

Reported: 02/24/2003 at 16:32

6001 Bollinger Canyon Rd L4310

Discard: 03/27/2003

QA-T-030204 NA Water

San Ramon CA 94583

Facility# 94612 Job# 386473 GRD

3616 San Leandro-Oakland T0600100333 QA

CAT No.	Analysis Name	CAS Number	As Received Result	As Received Method Detection Limit	Units	Dilution Factor
01729	TPH-GRO - Waters					
01730	TPH-GRO - Waters	n.a.	N.D.	50.	ug/l	1
	The reported concentration of TPH-GRO does not include MTBE or other gasoline constituents eluting prior to the C6 (n-hexane) TPH-GRO range start time.					
02159	BTEX, MTBE					
02161	Benzene	71-43-2	N.D.	0.50	ug/l	1
02164	Toluene	108-88-3	N.D.	0.50	ug/l	1
02166	Ethylbenzene	100-41-4	N.D.	0.50	ug/l	1
02171	Total Xylenes	1330-20-7	N.D.	1.5	ug/l	1
02172	Methyl tert-Butyl Ether	1634-04-4	N.D.	2.5	ug/l	1

State of California Lab Certification No. 2116

Laboratory Chronicle

CAT No.	Analysis Name	Method	Analysis		Analyst	Dilution Factor
			Trial#	Date and Time		
01729	TPH-GRO - Waters	N. CA LUFT Gasoline Method	1	02/07/2003 18:08	K. Robert Caulfeild-James	1
02159	BTEX, MTBE	SW-846 8021B	1	02/07/2003 18:08	K. Robert Caulfeild-James	1
01146	GC VOA Water Prep	SW-846 5030B	1	02/07/2003 18:08	K. Robert Caulfeild-James	n.a.



Lancaster Laboratories, Inc.
 2425 New Holland Pike
 PO Box 12425
 Lancaster, PA 17605-2425
 717-656-2300 Fax: 717-656-2681



Lancaster Laboratories Sample No. WW 3990452

Collected: 02/04/2003 11:38 by FT

Account Number: 10904

Submitted: 02/06/2003 09:30

ChevronTexaco

Reported: 02/24/2003 at 16:32

6001 Bollinger Canyon Rd L4310

Discard: 03/27/2003

VH-1-W-030204 Grab Water

San Ramon CA 94583

Facility# 94612 Job# 386473 GRD

3616 San Leandro-Oakland T0600100333 VH-1

SLO-1

CAT No.	Analysis Name	CAS Number	As Received Result	As Received Method Detection Limit	Units	Dilution Factor
01729	TPH-GRO - Waters					
01730	TPH-GRO - Waters	n.a.	1,700.	50.	ug/l	1
	The reported concentration of TPH-GRO does not include MTBE or other gasoline constituents eluting prior to the C6 (n-hexane) TPH-GRO range start time.					
02159	BTEX, MTBE					
02161	Benzene	71-43-2	40.	0.50	ug/l	1
02164	Toluene	108-88-3	3.1	0.50	ug/l	1
02166	Ethylbenzene	100-41-4	7.8	0.50	ug/l	1
02171	Total Xylenes	1330-20-7	5.0	1.5	ug/l	1
02172	Methyl tert-Butyl Ether	1634-04-4	N.D.	100.	ug/l	1
	Due to the presence of an interferent near its retention time, the normal reporting limit was not attained for MTBE. The presence or concentration of this compound cannot be determined due to the presence of this interferent.					
01595	Oxygenates by 8260B					
02010	Methyl Tertiary Butyl Ether	1634-04-4	53.	3.	ug/l	5

State of California Lab Certification No. 2116

Laboratory Chronicle

CAT No.	Analysis Name	Method	Analysis			Analyst	Dilution Factor
			Trial#	Date and Time			
01729	TPH-GRO - Waters	N. CA LUFT Gasoline	1	02/10/2003 10:21		Melissa D Mann	1
02159	BTEX, MTBE	SW-846 8021B	1	02/10/2003 10:21		Melissa D Mann	1
01595	Oxygenates by 8260B	SW-846 8260B	1	02/09/2003 13:53		John B Kiser	5
01146	GC VOA Water Prep	SW-846 5030B	1	02/10/2003 10:21		Melissa D Mann	n.a.
01163	GC/MS VOA Water Prep	SW-846 5030B	1	02/09/2003 13:53		John B Kiser	n.a.





Lancaster Laboratories Sample No. **WW 3990453**

Collected: 02/04/2003 10:22 by FT Account Number: 10904

Submitted: 02/06/2003 09:30
 Reported: 02/24/2003 at 16:32
 Discard: 03/27/2003
 MW-2-W-030204 Grab Water San Ramon CA 94583
 Facility# 94612 Job# 386473 GRD
 3616 San Leandro-Oakland T0600100333 MW-2

SLO-2

CAT No.	Analysis Name	CAS Number	As Received Result	As Received Method Detection Limit	Units	Dilution Factor
01729	TPH-GRO - Waters					
01730	TPH-GRO - Waters	n.a.	5,400.	50.	ug/l	1
The reported concentration of TPH-GRO does not include MTBE or other gasoline constituents eluting prior to the C6 (n-hexane) TPH-GRO range start time. Due to the nature of the sample matrix, the surrogate standard recovery is above the range of specifications.						
02159	BTEX, MTBE					
02161	Benzene	71-43-2	22.	0.50	ug/l	1
02164	Toluene	108-88-3	4.7	0.50	ug/l	1
02166	Ethylbenzene	100-41-4	13.	0.50	ug/l	1
02171	Total Xylenes	1330-20-7	14.	1.5	ug/l	1
02172	Methyl tert-Butyl Ether	1634-04-4	N.D.	50.	ug/l	1
Due to the presence of an interferent near its retention time, the normal reporting limit was not attained for MTBE. The presence or concentration of this compound cannot be determined due to the presence of this interferent.						
01595	Oxygenates by 8260B					
02010	Methyl Tertiary Butyl Ether	1634-04-4	55.	2.	ug/l	4

State of California Lab Certification No. 2116

Laboratory Chronicle

CAT No.	Analysis Name	Method	Trial#	Analysis Date and Time	Analyst	Dilution Factor
01729	TPH-GRO - Waters	N. CA LUFT Gasoline Method	1	02/08/2003 02:45	Martha L Seidel	1
02159	BTEX, MTBE	SW-846 8021B	1	02/10/2003 15:22	Melissa D Mann	1
01595	Oxygenates by 8260B	SW-846 8260B	1	02/09/2003 14:20	John B Kiser	4
01146	GC VOA Water Prep	SW-846 5030B	1	02/08/2003 02:45	Martha L Seidel	n.a.
01163	GC/MS VOA Water Prep	SW-846 5030B	1	02/09/2003 14:20	John B Kiser	n.a.



Lancaster Laboratories, Inc.
 2425 New Holland Pike
 PO Box 12425
 Lancaster, PA 17605-2425
 717-656-2300 Fax: 717-656-2681



Lancaster Laboratories Sample No. **WW 3990454**

Collected: 02/04/2003 09:45 by FT

Account Number: 10904

Submitted: 02/06/2003 09:30
 Reported: 02/24/2003 at 16:32
 Discard: 03/27/2003

ChevronTexaco
 6001 Bollinger Canyon Rd L4310

MW-3-W-030204 Grab Water GRD
 Facility# 94612 Job# 386473
 3616 San Leandro-Oakland T0600100333 MW-3

San Ramon CA 94583

SLO-3

CAT. No.	Analysis Name	CAS Number	As Received Result	As Received Method Detection Limit	Units	Dilution Factor
05553	TPH - DRO CA LUFT (Waters)	n.a.	370.	50.	ug/l	1
According to the California LUFT Protocol, the quantitation for Diesel Range Organics was performed by peak area comparison of the sample pattern to that of our #2 fuel oil reference standard (between C10 and C28 normal hydrocarbons). The surrogate data is outside the QC limits. Results from the reextraction are within the limits. The hold time had expired prior to the reextraction so all results are reported from the original extract. The result of the second extraction is 520 ug/L. Site-specific MS/MSD samples were not submitted for the project. A LCS/LCSD was performed to demonstrate precision and accuracy at a batch level.						
01729	TPH-GRO - Waters					
01730	TPH-GRO - Waters	n.a.	2,200.	50.	ug/l	1
The reported concentration of TPH-GRO does not include MTBE or other gasoline constituents eluting prior to the C6 (n-hexane) TPH-GRO range start time.						
02159	BTEX, MTBE					
02161	Benzene	71-43-2	13.	0.50	ug/l	1
02164	Toluene	108-88-3	1.5	0.50	ug/l	1
02166	Ethylbenzene	100-41-4	2.7	0.50	ug/l	1
02171	Total Xylenes	1330-20-7	5.0	1.5	ug/l	1
02172	Methyl tert-Butyl Ether	1634-04-4	N.D.	50.	ug/l	1
Due to the presence of an interferent near its retention time, the normal reporting limit was not attained for MTBE. The presence or concentration of this compound cannot be determined due to the presence of this interferent.						
01595	Oxygenates by 8260B					
02010	Methyl Tertiary Butyl Ether	1634-04-4	24.	0.5	ug/l	1

State of California Lab Certification No. 2116

Laboratory Chronicle



Lancaster Laboratories, Inc.
 2425 New Holland Pike
 PO Box 12425
 Lancaster, PA 17605-2425
 717.656.7200 Fax: 717.656.2681



Lancaster Laboratories Sample No. WW 3990454

Collected: 02/04/2003 09:45 by FT

Account Number: 10904

Submitted: 02/06/2003 09:30

ChevronTexaco

Reported: 02/24/2003 at 16:32

6001 Bollinger Canyon Rd L4310

Discard: 03/27/2003

MW-3-W-030204 Grab Water

San Ramon CA 94583

Facility# 94612 Job# 386473

GRD

3616 San Leandro-Oakland T0600100333 MW-3

SLO-3

No.	Analysis Name	Method	Trial#	Analysis Date and Time	Analyst	Dilution Factor
05553	TPH - DRO CA LUFT (Waters)	CALUFT-DRO/8015B, Modified	1	02/11/2003 20:16	Tracy A Cole	1
01729	TPH-GRO - Waters	N. CA LUFT Gasoline Method	1	02/08/2003 02:12	Martha L Seidel	1
02159	BTEX, MTBE	SW-846 8021B	1	02/08/2003 02:12	Martha L Seidel	1
01595	Oxygenates by 8260B	SW-846 8260B	1	02/09/2003 14:46	John B Kiser	1
01146	GC VOA Water Prep	SW-846 5030B	1	02/08/2003 02:12	Martha L Seidel	n.a.
01163	GC/MS VOA Water Prep	SW-846 5030B	1	02/09/2003 14:46	John B Kiser	n.a.
07003	Extraction - DRO (Waters)	CALUFT-DRO/8015B, Modified	1	02/10/2003 09:45	Aubri L Peters	1





Lancaster Laboratories Sample No. WW 3990455

Collected: 02/04/2003 09:08 by FT

Account Number: 10904

Submitted: 02/06/2003 09:30
 Reported: 02/24/2003 at 16:33
 Discard: 03/27/2003

ChevronTexaco
 6001 Bollinger Canyon Rd L4310

MW-4-W-030204 Grab Water
 Facility# 94612 Job# 386473 GRD
 3616 San Leandro-Oakland T0600100333 MW-4

San Ramon CA 94583

SLO-4

CAT No.	Analysis Name	CAS Number	As Received Result	As Received Method Detection Limit	Units	Dilution Factor
01729	TPH-GRO - Waters					
01730	TPH-GRO - Waters	n.a.	N.D.	50.	ug/l	1
The reported concentration of TPH-GRO does not include MTBE or other gasoline constituents eluting prior to the C6 (n-hexane) TPH-GRO range start time.						
02159	BTEX, MTBE					
02161	Benzene	71-43-2	N.D.	0.50	ug/l	1
02164	Toluene	108-88-3	N.D.	0.50	ug/l	1
02166	Ethylbenzene	100-41-4	N.D.	0.50	ug/l	1
02171	Total Xylenes	1330-20-7	N.D.	1.5	ug/l	1
02172	Methyl tert-Butyl Ether	1634-04-4	N.D.	2.5	ug/l	1
01595	Oxygenates by 8260B					
02010	Methyl Tertiary Butyl Ether	1634-04-4	N.D.	0.5	ug/l	1

State of California Lab Certification No. 2116

Laboratory Chronicle

CAT No.	Analysis Name	Method	Analysis		Analyst	Dilution Factor
			Trial#	Date and Time		
01729	TPH-GRO - Waters	N. CA LUFT Gasoline Method	1	02/07/2003 23:59	Martha L Seidel	1
02159	BTEX, MTBE	SW-846 8021B	1	02/07/2003 23:59	Martha L Seidel	1
01595	Oxygenates by 8260B	SW-846 8260B	1	02/09/2003 15:12	John B Kiser	1
01146	GC VOA Water Prep	SW-846 5030B	1	02/07/2003 23:59	Martha L Seidel	n.a.
01163	GC/MS VOA Water Prep	SW-846 5030B	1	02/09/2003 15:12	John B Kiser	n.a.



Lancaster Laboratories, Inc.
 2425 New Holland Pike
 PO Box 12425
 Lancaster, PA 17605-2425
 717.656.2200 Fax: 717.656.2681



Quality Control Summary

Client Name: ChevronTexaco
Reported: 02/24/03 at 04:33 PM

Group Number: 840480

Laboratory Compliance Quality Control

<u>Analysis Name</u>	<u>Blank Result</u>	<u>Blank MDL</u>	<u>Report Units</u>	<u>LCS %REC</u>	<u>LCSD %REC</u>	<u>LCS/LCSD Limits</u>	<u>RPD</u>	<u>RPD Max</u>
Batch number: 03038A53A	Sample number(s): 3990451,3990453-3990455							
TPH-GRO - Waters	N.D.	50.	ug/l	92	95	70-130	2	30
Benzene	N.D.	.5	ug/l	104	94	80-118	10	30
Toluene	N.D.	.5	ug/l	111	101	82-119	9	30
Ethylbenzene	N.D.	.5	ug/l	103	95	81-119	9	30
Total Xylenes	N.D.	1.5	ug/l	104	96	82-120	9	30
Methyl tert-Butyl Ether	N.D.	2.5	ug/l	94	91	79-127	3	30
Batch number: 03038A53C	Sample number(s): 3990452-3990453							
TPH-GRO - Waters	N.D.	50.	ug/l	92	95	70-130	2	30
Benzene	N.D.	.5	ug/l	104	94	80-118	10	30
Toluene	N.D.	.5	ug/l	111	101	82-119	9	30
Ethylbenzene	N.D.	.5	ug/l	103	95	81-119	9	30
Total Xylenes	N.D.	1.5	ug/l	104	96	82-120	9	30
Methyl tert-Butyl Ether	N.D.	2.5	ug/l	94	91	79-127	3	30
Batch number: 030390008A	Sample number(s): 3990454							
TPH - DRO CA LUFT (Waters)	N.D.	25.	ug/l	81	70	54-120	15	20
Batch number: N030401AA	Sample number(s): 3990452-3990455							
Methyl Tertiary Butyl Ether	N.D.	.5	ug/l	105		77-127		

Sample Matrix Quality Control

<u>Analysis Name</u>	<u>MS %REC</u>	<u>MSD %REC</u>	<u>MS/MSD Limits</u>	<u>RPD</u>	<u>BKG MAX</u>	<u>DUP Conc</u>	<u>DUP RPD</u>	<u>Dup RPD Max</u>
Batch number: 03038A53A	Sample number(s): 3990451,3990453-3990455							
TPH-GRO - Waters	76	112	70-130	39*	30			
Benzene	107	110	67-136	3	20			
Toluene	113	112	78-129	1	30			
Ethylbenzene	105	103	75-133	2	30			
Total Xylenes	105	102	86-132	2	30			
Methyl tert-Butyl Ether	100	105	66-136	4	30			
Batch number: 03038A53C	Sample number(s): 3990452-3990453							
TPH-GRO - Waters	76	112	70-130	39*	30			
Benzene	107	110	67-136	3	20			
Toluene	113	112	78-129	1	30			
Ethylbenzene	105	103	75-133	2	30			
Total Xylenes	105	102	86-132	2	30			
Methyl tert-Butyl Ether	100	105	66-136	4	30			
Batch number: N030401AA	Sample number(s): 3990452-3990455							
Methyl Tertiary Butyl Ether	103	108	69-134	5	30			

Surrogate Quality Control

Analysis Name: BTEX, MTBE

*- Outside of specification

- (1) The result for one or both determinations was less than five times the LOQ.
- (2) The background result was more than four times the spike added.





Quality Control Summary

Client Name: ChevronTexaco
 Reported: 02/24/03 at 04:33 PM

Group Number: 840480

Surrogate Quality Control

Batch number: 03038A53A

Trifluorotoluene-F		Trifluorotoluene-P
3990451	94	100
3990453	203*	
3990454	135	100
3990455	105	103
Blank	100	95
LCS	98	101
LCSD	95	96
MS	97	104
MSD	96	107
Limits: 57-146		66-136

Analysis Name: BTEX, MTBE
 Batch number: 03038A53C

Trifluorotoluene-F		Trifluorotoluene-P
3990452	122	110
3990453		136
Blank	104	99
LCS	98	101
LCSD	95	96
MS	97	104
MSD	96	107
Limits: 57-146		66-136

Analysis Name: TPH - DRO CA LUFT (Waters)
 Batch number: 030390008A
 Orthoterphenyl

3990454	54*	
Blank	86	
LCS	86	
LCSD	72	
Limits: 59-139		

Analysis Name: Oxygenates by 8260B
 Batch number: N030401AA

Dibromofluoromethane	1,2-Dichloroethane-d4	Toluene-d8	4-Bromofluorobenzene	
3990452	99	100	101	99
3990453	98	100	101	100
3990454	99	101	102	100
3990455	99	98	101	97
Blank	100	101	101	99
LCS	100	100	102	101
MS	99	103	101	99
MSD	100	99	102	100
Limits: 86-118		80-120	88-110	86-115

- *- Outside of specification
- (1) The result for one or both determinations was less than five times the LOQ.
 - (2) The background result was more than four times the spike added.