



RECEIVED

9:37 am, Jan 23, 2009

**Alameda County
Environmental Health**

3330 Cameron Park Drive, Ste 550
Cameron Park, California 95682
(530) 676-6004 ~ Fax: (530) 676-6005

January 20, 2009
Project No. 2007-0057-01

Mr. Barney Chan
Alameda County Health Agency
Department of Environmental Health
1131 Harbor Bay Parkway, 2nd Floor
Alameda, California 94502
(via GeoTracker)

Re: Quarterly Groundwater Monitoring Report, Fourth Quarter 2008, for former USA Service Station No. 57, located at 10700 MacArthur Boulevard, Oakland, CA (LOP No. RO0000232)


Dear Mr. Chan:


Stratus Environmental, Inc. (Stratus), on behalf of Moller Investment Group, Inc. (MIGI), is submitting the attached report, which presents the results of fourth quarter 2008 quarterly monitoring and sampling program at the former USA Service Station No. 57, located at 10700 MacArthur Boulevard, Oakland, California (Figure 1). This report has been prepared in compliance with Alameda County Department of Environmental Health (ACDEH) requirements for underground storage tank (UST) investigations.


If you have any questions regarding this report, please contact Scott Bittinger at (530) 676-2062.

Sincerely,

STRATUS ENVIRONMENTAL, INC.


Gowri S. Kowtha, P.E.
Principal Engineer


Scott G. Bittinger, P.G.
Project Manager



Attachment: Quarterly Groundwater Monitoring Report, Fourth Quarter 2008

cc: Mr. Charles Miller, Moller Investment Group, Inc.
Mr. John Jay, Jay-Phares Corporation
Mr. Peter McIntyre, AEI Consultants

Date January 20, 2009

FORMER USA GASOLINE QUARTERLY GROUNDWATER MONITORING REPORT

Facility No: 57 Address: 10700 MacArthur Blvd., Oakland, California
MIGI Project Supervisor: Charles Miller
Consulting Co./Contact Person: Stratus Environmental, Inc./ Scott Bittinger, P.G.
Consultant Project No: 2007-0057-01
Primary Agency/Regulatory ID No: Barney Chan, Alameda County Department of
Environmental Health / RO0000232

WORK PERFORMED THIS QUARTER (Fourth 2008):

1. Stratus measured groundwater elevations and collected groundwater samples from wells S-1, S-2, MW-3 through MW-5, MW-7, MW-8, and EX-1 through EX-4 on October 1, 2008.
2. Stratus compiled and evaluated groundwater monitoring data.
3. Stratus worked with PG&E to obtain utility service for the dual phase extraction/air sparge (DPE/AS) system proposed for operation (restart) at the site.

WORK PROPOSED FOR NEXT QUARTER (First 2009):

1. The next sampling event is tentatively scheduled for January 2009. Groundwater samples will be collected for laboratory analysis from wells S-1, S-2, MW-3 through MW-5, MW-7, MW-8, and EX-1 through EX-4.
2. Groundwater samples will be analyzed for gasoline range organics (GRO) using U.S. Environmental Protection Agency Method (EPA) Method SW8015B/DHS Luft Manual, and for benzene, toluene, ethylbenzene, total xylenes (BTEX), methyl tertiary butyl ether (MTBE), tertiary butyl alcohol (TBA), ethyl tertiary butyl ether (ETBE), di-isopropyl ether (DIPE), tertiary amyl methyl ether (TAME), 1,2-dichloroethane (1,2-DCA), and 1,2-dibromoethane (EDB) using EPA Method SW8260B.
3. Stratus will continue to work with PG&E to obtain utility service to the site. Once the utility connections have been obtained, the DPE/AS system will be restarted.

Current Phase of Project: Monitoring / Interim Remediation
Frequency of Groundwater Sampling: All Wells = Quarterly
Frequency of Groundwater Monitoring: Quarterly
Groundwater Sampling Date: October 1, 2008
Is Free Product (FP) Present on Site: No
FP Recovered This Quarter: NA
Cumulative FP Recovered to Date: NA
Approximate Depth to Groundwater: 12.37 to 22.71 feet below top of well casing
Groundwater Flow Direction: South-southeast
Groundwater Gradient: 0.02 ft/ft

REMEDIATION SYSTEM STATUS

An oxygen injection system (using iSOC™) was operated at the site between January 18, 2006 and September 4, 2007. The operation of the oxygen injection system at the site was discontinued on September 4, 2007 and the oxygen injection system was removed from the site. In conjunction with the operation of the oxygen injection system, intermittent DPE/AS events were also conducted to mitigate the subsurface petroleum hydrocarbon impact.

Stratus will re-initiate DPE/AS remediation at the site once a power supply has been obtained.

DISCUSSION:

At the time of the fourth quarter 2008 monitoring event, groundwater elevations had decreased between 1.06 and 2.19 feet in all wells since the previous monitoring event (July 10, 2008). Depth-to-water measurements were converted to feet above mean sea level (MSL) and used to construct a groundwater elevation contour map (Figure 2). The groundwater elevations measured in wells S-1, EX-1, EX-2, EX-3, and EX-4 are anomalous due to the presence of DPE system connectors to the top of well casing and therefore were not used in contour construction. The groundwater flow direction was generally to the south-southeast at an average gradient of approximately 0.02 ft/ft. South-southeast, south, and radial groundwater flow patterns have been predominately observed during previous monitoring events.

GRO, benzene, and MTBE were reported in wells S-2, MW-3, EX-1, and EX-4. GRO and benzene were also reported in wells EX-2 and EX-3; GRO and MTBE were also reported in well S-1; and MTBE was also reported in well MW-7. The maximum concentrations of GRO (22,000 µg/L) and benzene (5,900 µg/L) were reported in well EX-2, and the maximum concentration of MTBE (720 µg/L) was reported in well S-2. TBA was reported in wells S-2 (300 µg/L), MW-3 (1,100 µg/L), and EX-4 (25 µg/L). DIPE (3.5 µg/L) and 1,2-DCA (94 µg/L) were only reported in well MW-3. No concentrations of ETBE, TAME, or EDB were reported in any of the wells. These results are generally consistent with historical analytical data. Analytical results of GRO, benzene, and MTBE for groundwater samples collected during the fourth quarter 2008 are presented in Figure 3. GRO, benzene, MTBE, and depth to water variation with time at wells S-1, S-2, and MW-3 are presented in Figures 4, 5, and 6, respectively.

ATTACHMENTS:

- Table 1 Groundwater Elevation and Analytical Summary
- Table 2 Groundwater Analytical Results for Oxygenates and Additional Compounds
- Figure 1 Site Location Map
- Figure 2 Groundwater Elevation Contour Map (Fourth Quarter 2008)
- Figure 3 Groundwater Analytical Summary (Fourth Quarter 2008)
- Figure 4 GRO, Benzene, MTBE Concentration, and Depth to Water Variation with Time at S-1
- Figure 5 GRO, Benzene, MTBE Concentration, and Depth to Water Variation with Time at S-2
- Figure 6 GRO, Benzene, MTBE Concentration, and Depth to Water Variation with Time at MW-3
- Appendix A Field Data Sheets
- Appendix B Sampling and Analysis Procedures
- Appendix C Certified Analytical Reports and Chain-of-Custody Documentation
- Appendix D GeoTracker Electronic Submittal Information

TABLE 1
GROUNDWATER ELEVATION AND ANALYTICAL SUMMARY

Former USA Service Station No. 57
 10700 MacArthur Blvd., Oakland, California

Well Number	Date Collected	Depth to Water (feet)	Well Elevation (ft msl)	Groundwater Elevation (ft msl)	GRO[5] (µg/L)	TPHD (µg/L)	Benzene (µg/L)	Toluene (µg/L)	Ethylbenzene (µg/L)	Total Xylenes (µg/L)	MTBE (µg/L)
S-1	02/12/87										
	03/03/95	13.10	74.74	61.64	910	5,900	630	4.4	3.5	37	NA
	07/24/95	12.35		62.39	NA	NA	260	7.6	16	14	NA
	11/22/95	19.30	78.68	59.38	460	6,100	NA	NA	NA	NA	NA
	12/06/95	19.59		59.09	NA	NA	13	0.69	0.99	1.1	460*
	01/04/96	19.52		59.16	NA	NA	NA	NA	NA	NA	NA
	01/31/97	15.07		63.61	NA	NA	NA	NA	NA	NA	NA
	10/10/97	18.90		63.61	1,100	200	11	6	3	6	200*
	01/20/98	16.79		61.89	530	2,000	<0.5	2.1	<0.5	<2	230*
	04/28/98	8.37		70.31	1,800	200	<0.5	<0.5	1.5	10	87*
	07/31/98	11.61		67.07	130	7,300	1.9	3.2	<0.5	<0.5	310*
	06/10/99	14.35		64.33	310	2,000	0.54	4.6	3.8	0.82	280*
	10/18/00	17.56		61.12	660	150	0.99	<0.5	<0.5	2.4	80*[1]
	03/12/02	16.29		62.39	<50	330	<0.5	0.93	<0.5	<0.5	44
	11/19/02	19.53		59.15	500	<50	2.8	4.8	0.79	4.4	63
	01/09/03	18.14		60.54	190	NA	<0.50	<0.50	<0.50	<0.50	190
	04/14/03	18.04		60.64	510	NA	1.1	<0.50	0.52	<0.50	11
	07/21/03	20.31		60.64	300	NA	<1.0[2]	<1.0[2]	<1.0[2]	<1.0[2]	27
	10/09/03	19.46		58.37	300	NA	<0.50	<0.50	<0.50	<0.50	11
	01/15/04	18.21	79.66	59.22	390	NA	<0.50	<0.50	<0.50	<0.50	8.8
	04/08/04	19.29		61.45	200	NA	<0.50	<0.50	<0.50	<0.50	6.0
	08/10/04	18.86		60.37	140	NA	<0.50	<0.50	<0.50	<0.50	12
	11/11/04	19.81		60.80	110	NA	4.6	<0.50	<0.50	0.51	73
01/19/05	18.12		59.85	160	NA	<0.50	<0.50	<0.50	<0.50	150	
04/14/05	13.94		61.54	440	NA	<0.50	<0.50	1.4	<0.50	140	
07/19/05	14.11		65.72	320	NA	<0.50	<0.50	<0.50	<0.50	120	
10/24/05	16.53		65.55	240	NA	6.1	<0.50	0.60	<0.50	60	
			63.13	320	NA	5.0	<0.50	1.1	<0.50	37	

TABLE 1
GROUNDWATER ELEVATION AND ANALYTICAL SUMMARY
Former USA Service Station No. 57
10700 MacArthur Blvd., Oakland, California

Well Number	Date Collected	Depth to Water (feet)	Well Elevation (ft msl)	Groundwater Elevation (ft msl)	GRO[5] ($\mu\text{g/L}$)	TPHD ($\mu\text{g/L}$)	Benzene ($\mu\text{g/L}$)	Toluene ($\mu\text{g/L}$)	Ethylbenzene ($\mu\text{g/L}$)	Total Xylenes ($\mu\text{g/L}$)	MTBE ($\mu\text{g/L}$)
S-1	02/02/06	15.27		64.39	<50	NA	<0.50	<0.50	<0.50	<0.50	45
Cont.	04/27/06	9.59		70.07	<50	NA	<0.50	<0.50	<0.50	<0.50	7.7
	07/12/06	11.00		68.66	<50	NA	<0.50	<0.50	<0.50	<0.50	12
	10/17/06	14.54		65.12	<50	NA	<0.50	<0.50	<0.50	<0.50	1.6
	01/08/07	15.87		63.79	260	NA	4.6	<0.50	<0.50	<0.50	15
	04/09/07	16.06		63.60	300	NA	<0.50	<0.50	<0.50	<0.50	22
	04/23/07	16.31		63.35	NA	NA	NA	NA	NA	NA	NA
	07/23/07	17.86		61.80	110	NA	<0.50	<0.50	<0.50	<0.50	52
	10/15/07	19.22		60.44	<50	NA	<0.50	<0.50	<0.50	<0.50	50
	03/24/08	17.58		62.08	180	NA	<0.50	<0.50	<0.50	<0.50	29
	05/30/08	19.66		60.00	<100[2]	NA	<0.50	<0.50	<0.50	<0.50	43
	07/10/08	19.32		60.34	130	NA	<0.50	<0.50	<0.50	<0.50	4.1
	10/01/08	20.67		58.99	64	NA	<0.50	<0.50	<0.50	<0.50	70

TABLE 1
GROUNDWATER ELEVATION AND ANALYTICAL SUMMARY

Former USA Service Station No. 57
10700 MacArthur Blvd., Oakland, California

Well Number	Date Collected	Depth to Water (feet)	Well Elevation (ft msl)	Groundwater Elevation (ft msl)	GRO[5] (µg/L)	TPHD (µg/L)	Benzene (µg/L)	Toluene (µg/L)	Ethylbenzene (µg/L)	Total Xylenes (µg/L)	MTBE (µg/L)
S-2	02/12/87		Sheen								
	03/03/95	15.39	76.86	61.47	24,000	6,000	3,400	3,800	1,300	11,000	NA
	07/24/95	14.47		62.39	NA	NA	1,900	440	600	2,500	NA
Sheen	11/22/95	21.52	80.93	59.41	NA	NA	NA	NA	NA	NA	NA
	12/06/95	21.78		59.15	NA	NA	NA	NA	NA	NA	NA
	01/04/96	21.75		59.18	NA	NA	NA	NA	NA	NA	NA
	01/31/97	17.25		63.68	NA	NA	NA	NA	NA	NA	NA
Sheen	10/10/97	21.21		59.72	13,000	<50	260	38	190	280	600*
Sheen	01/20/98	19.07		61.86	1,900	2,300	4.6	6.3	<0.5	4.6	190*
	04/28/98	10.47		70.46	22,000	<100	980	160	320	680	570*
	07/31/98	13.71		67.22	160,000	<50	950	290	550	1,700	550*
	11/02/98	17.31		63.62	14,000	<500	170	70	170	230	490*
	06/10/99	16.48		64.45	17,000	<50	650	230	<25	750	490*[1]
	10/18/00	19.70		61.23	4,400	<50	2	64	5.1	12	270
	03/12/02	18.56		62.37	5,100	660	62	44	52	78	430
	11/19/02	21.70		59.23	26,000	NA	1,400	180	520	340	750
	01/09/03	20.37		60.56	16,000	NA	120	32	76	214	270
	04/14/03	19.93		61.00	16,000	NA	160	76	210	290	400
	07/21/03	22.00		58.93	9,700	NA	270	90	200	277	410
	10/09/03	21.58		59.35	10,000	NA	39	9.2	52	26.5	180
	01/15/04	20.44	81.90	61.46	6,300	NA	21	<2.0 [3]	20	3.1	130
	04/08/04	17.15		64.75	13,000	NA	160	76	170	231	430
	08/10/04	20.98		60.92	10,000	NA	76	13	<5.0[3]	500	92
	11/11/04	21.95		59.95	20,000	NA	530	240	370	1,730	420
	01/19/05	20.33		61.57	17,000	NA	590	150	250	990	580
	04/14/05	16.17		65.73	20,000	NA	830	230	570	1,980	510
	07/19/05	16.25		65.65	970	NA	48	13	16	57	72
	10/24/05	18.07		63.83	1,200	NA	100	13	52	41	69

TABLE 1
GROUNDWATER ELEVATION AND ANALYTICAL SUMMARY

Former USA Service Station No. 57
 10700 MacArthur Blvd., Oakland, California

Well Number	Date Collected	Depth to Water (feet)	Well Elevation (ft msl)	Groundwater Elevation (ft msl)	GRO[5] (µg/L)	TPHD (µg/L)	Benzene (µg/L)	Toluene (µg/L)	Ethylbenzene (µg/L)	Total Xylenes (µg/L)	MTBE (µg/L)
S-2	02/02/06	17.26		64.64	2,000	NA	17	12	26	108	340
Cont.	04/27/06	11.55		70.35	130	NA	5.1	1.1	2.8	8.8	81
	07/12/06	12.98		68.92	140	NA	<0.50	<0.50	<0.50	0.77	180
	10/17/06	16.59		65.31	130	NA	0.98	<0.50	1.1	2.20	160
	01/08/07	18.21		63.69	69	NA	<0.50	<0.50	<0.50	<0.50	64
	04/09/07	18.29		63.61	360	NA	1.4	1.5	2.2	9.8	270
	07/23/07	20.00		61.90	<50	NA	<0.50	<0.50	<0.50	<0.50	7.7
	10/15/07	21.32		60.58	260	NA	53	0.92	<0.50	1.0	86
	03/24/08	19.78		62.12	5,500	NA	540	20	120	70	600
	05/30/08	20.78		61.12	8,700	NA	270	50	200	386	340
	07/10/08	21.45		60.45	8,000	NA	310	36	150	246	420
	10/01/08	22.71		59.19	4,100	NA	170	3.8	57	8	720

TABLE 1
GROUNDWATER ELEVATION AND ANALYTICAL SUMMARY

Former USA Service Station No. 57
 10700 MacArthur Blvd., Oakland, California

Well Number	Date Collected	Depth to Water (feet)	Well Elevation (ft msl)	Groundwater Elevation (ft msl)	GRO[5] (µg/L)	TPHD (µg/L)	Benzene (µg/L)	Toluene (µg/L)	Ethylbenzene (µg/L)	Total Xylenes (µg/L)	MTBE (µg/L)
MW-3	03/03/95	13.99	76.30	62.31	2,500	1,600	540	92	36	200	NA
	07/24/95	13.33		62.97	NA	NA	NA	NA	NA	NA	NA
	11/22/95	20.94	80.32	59.38	14,000	5,400	5,700	230	430	650	820*
	12/06/95	17.48		62.84	NA	NA	NA	NA	NA	NA	NA
	01/04/96	20.01		60.31	NA	NA	NA	NA	NA	NA	NA
	01/31/97	16.63		63.69	1,100	<50	130	8	5	5	NA
	10/10/97	20.62		59.70	3,400	1,100	830	4	100	<10	160*
	01/20/98	15.40		64.92	3,900	550	7.9	4.1	<0.5	3.7	<5.0*
	04/28/98	10.51		69.81	800	1,000	82	5.2	5.7	5.4	240*
	07/31/98	13.46		66.86	2,200	610	510	7.6	16	5.27	310*
	11/02/98	17.11		63.21	4,900	1,600	220	16	13	13.7	180*
	06/10/99	15.24		65.08	1,000	120	<0.5	<0.5	<0.5	1.1	120*[1]
	10/18/00	15.41		64.91	<50	<50	<0.5	<0.5	<0.5	<0.5	12
	04/08/04	13.70		66.62	<50	NA	<0.50	<0.50	<0.50	<0.50	19
	08/10/04	16.96		63.36	580	NA	19	<1.0[3]	<1.0[3]	3.3	300
	11/11/04	17.40		62.92	3,000	NA	810	<5.0[3]	43	<5.0[3]	690
	01/19/05	13.28		67.04	92	NA	18	<0.50	0.77	<0.50	17
	04/14/05	8.73		71.59	<50	NA	0.52	<0.50	<0.50	<0.50	11
	07/19/05	11.94		68.38	390	NA	82	2.3	1.8	9.2	200
	10/24/05	14.70	77.27	62.57	2,100	NA	460	6.9	7.7	11.9	300
02/02/06	16.48		60.79	530	NA	11	<0.50	1.2	1.1	560	
04/27/06	7.85		69.42	<300[3]	NA	<1.5[3]	<1.5[3]	<1.5[3]	<1.5[3]	180	
07/12/06	10.08		67.19	250	NA	5.5	<1.0[3]	<1.0[3]	<1.0[3]	190	
10/17/06	12.80		64.47	93	NA	8.8	<0.50	<0.50	<0.50	100	

TABLE 1
GROUNDWATER ELEVATION AND ANALYTICAL SUMMARY

Former USA Service Station No. 57
 10700 MacArthur Blvd., Oakland, California

Well Number	Date Collected	Depth to Water (feet)	Well Elevation (ft msl)	Groundwater Elevation (ft msl)	GRO[5] (µg/L)	TPHD (µg/L)	Benzene (µg/L)	Toluene (µg/L)	Ethylbenzene (µg/L)	Total Xylenes (µg/L)	MTBE (µg/L)
MW-3	01/08/07	21.68		55.59	200	NA	14	<0.50	0.89	0.95	85
Cont.	04/09/07	12.24		65.03	1,400	NA	380	6.6	22	12.5	600
	04/23/07	12.53		64.74	NA	NA	NA	NA	NA	NA	NA
	07/23/07	14.44		62.83	1,600	NA	420	<2.5[3]	27	<2.5[3]	630
	10/15/07	16.45		60.82	2,000	NA	470	2.7	23	<2.5[3]	610
	03/24/08	13.80		63.47	1,200	NA	230	1.9	9.9	1.2	820
	05/30/08	15.54		61.73	1,100	NA	250	<2.5[3]	14	<2.5[3]	610
	07/10/08	16.10		61.17	1,400	NA	170	<1.0	10	2.6	560
	10/01/08	17.60		59.67	800	NA	95	<1.0[3]	1.8	<1.0[3]	620

TABLE 1
GROUNDWATER ELEVATION AND ANALYTICAL SUMMARY
Former USA Service Station No. 57
10700 MacArthur Blvd., Oakland, California

Well Number	Date Collected	Depth to Water (feet)	Well Elevation (ft msl)	Groundwater Elevation (ft msl)	GRO[5] (µg/L)	TPHD (µg/L)	Benzene (µg/L)	Toluene (µg/L)	Ethylbenzene (µg/L)	Total Xylenes (µg/L)	MTBE (µg/L)
MW-4	11/22/95	14.99	76.42	61.43	<50	200	<0.5	1.5	<0.5	1.7	6.4*
	12/06/95	11.21		65.21	NA	NA	<0.5	NA	NA	NA	NA
	01/04/96	14.62		61.80	NA	NA	<0.5	NA	NA	NA	NA
	01/31/97	8.18		68.24	<50	<50	<0.5	2	<0.5	2	11*
	10/10/97	14.14		62.28	<50	<50	<0.5	<0.5	<0.5	<2	<5.0*
	01/20/98	7.05		69.37	<50	<50	<0.5	<0.5	<0.5	<0.5	<5.0*
	04/28/98	5.88		70.54	<50	<50	<0.5	<0.5	<0.5	<0.5	<5.0*
	07/31/98	8.40		68.02	<50	<50	<0.5	<0.5	<0.5	<0.5	<5.0*
	11/02/98	16.08		60.34	NA	NA	NA	NA	NA	NA	NA
	06/10/99	14.81		61.61	NA	NA	NA	NA	NA	NA	NA
	10/18/00	12.71		63.71	<50	<50	<0.5	0.59	0.82	0.53	<5.0*
	03/12/02	8.92		67.50	<50	<50	<0.5	0.61	0.72	2.5	1.8
	11/19/02	13.24		-13.24	<50	NA	<0.50	<0.50	<0.50	<0.50	<0.50
	01/09/03	11.00		-11.00	<50	NA	<0.50	<0.50	<0.50	<0.50	<0.50
	04/14/03	11.03		-11.03	<50	NA	<0.50	<0.50	<0.50	<0.50	<0.50
	07/21/03	13.10		-13.10	<50	NA	<0.50	<0.50	<0.50	<0.50	<0.50
	10/09/03	13.33		-13.33	<50	NA	<0.50	<0.50	<0.50	<0.50	<0.50
	01/15/04	12.14		-12.14	<50	NA	<0.50	<0.50	<0.50	<0.50	<0.50
	04/08/04	10.76		65.66	<50	NA	<0.50	<0.50	<0.50	<0.50	<0.50
	08/10/04	12.62		63.80	<50	NA	<0.50	<0.50	<0.50	<0.50	<0.50
	11/11/04	11.93		64.49	<50	NA	<0.50	<0.50	<0.50	<0.50	<0.50
	01/19/05	10.34		66.08	<50	NA	<0.50	<0.50	<0.50	<0.50	<0.50
	04/14/05	5.66		[4]	NM	<50	NA	<0.50	<0.50	<0.50	<0.50
07/19/05	7.55	[4]	NM	<50	NA	<0.50	<0.50	<0.50	<0.50	<0.50	
10/24/05	10.12	76.26	66.14	<50	NA	<0.50	<0.50	<0.50	<0.50	<0.50	

TABLE 1
GROUNDWATER ELEVATION AND ANALYTICAL SUMMARY

Former USA Service Station No. 57
 10700 MacArthur Blvd., Oakland, California

Well Number	Date Collected	Depth to Water (feet)	Well Elevation (ft msl)	Groundwater Elevation (ft msl)	GRO[5] (µg/L)	TPHD (µg/L)	Benzene (µg/L)	Toluene (µg/L)	Ethylbenzene (µg/L)	Total Xylenes (µg/L)	MTBE (µg/L)
MW-4	02/02/06	6.99		69.27	<50	NA	<0.50	<0.50	<0.50	<0.50	<0.50
Cont.	04/27/06	NM		NM			Well Not Monitored or Sampled - Covered				
	07/12/06	6.05		70.21	<50	NA	<0.50	<0.50	<0.50	<0.50	<0.50
	10/17/06	NM		NM			Well Not Monitored or Sampled - Covered				
	01/08/07	8.82		67.44	<50	NA	<0.50	<0.50	<0.50	<0.50	<0.50
	04/09/07	8.52		67.74	<50	NA	<0.50	<0.50	<0.50	<0.50	<0.50
	07/23/07	10.10		66.16	<50	NA	<0.50	<0.50	<0.50	<0.50	<0.50
	10/15/07	10.90		65.36	<50	NA	<0.50	<0.50	<0.50	<0.50	<0.50
	03/24/08	9.32		66.94	<50	NA	<0.50	<0.50	<0.50	<0.50	<0.50
	05/30/08	10.60		65.66	<50	NA	<0.50	<0.50	<0.50	<0.50	<0.50
	07/10/08	11.31		64.95	<50	NA	<0.50	<0.50	<0.50	<0.50	<0.50
	10/01/08	12.37		63.89	<50	NA	<0.50	<0.50	<0.50	<0.50	<0.50

TABLE 1
GROUNDWATER ELEVATION AND ANALYTICAL SUMMARY
Former USA Service Station No. 57
10700 MacArthur Blvd., Oakland, California

Well Number	Date Collected	Depth to Water (feet)	Well Elevation (ft msl)	Groundwater Elevation (ft msl)	GRO[5] (µg/L)	TPHD (µg/L)	Benzene (µg/L)	Toluene (µg/L)	Ethylbenzene (µg/L)	Total Xylenes (µg/L)	MTBE (µg/L)	
MW-5	11/22/95	19.56	80.52	60.96	<50	280	<0.5	1.8	<0.5	3	2.2*	
	12/06/95	15.84		64.68	NA	NA	NA	NA	NA	NA	NA	
	01/04/96	19.36		61.16	NA	NA	NA	NA	NA	NA	NA	
	01/31/97	13.31		67.21	80	<50	<0.5	0.6	<0.5	<0.5	2	6*
	10/10/97	17.80		62.72	<50	<50	<0.5	<0.5	<0.5	<0.5	<2	<5*
	01/20/98	12.58		67.94	<50	<50	<0.5	<0.5	<0.5	<0.5	<0.5	<5.0*
	04/28/98	9.45		71.07	<50	<50	<0.5	<0.5	<0.5	<0.5	<0.5	<5.0*
	07/31/98	7.38		73.14	<50	<50	<0.5	<0.5	<0.5	<0.5	<0.5	<5.0*
	11/02/98	15.98		64.54	<50	<500	<0.5	<0.5	<0.5	<0.5	<0.5	<5.0*
	06/10/99	14.60		65.92	NA	NA	NA	NA	NA	NA	NA	NA
	10/18/00	17.77		62.75	<50	<50	<0.5	0.75	<0.5	<0.5	0.79	28
	03/12/02	15.72		64.80	<50	<50	<0.5	<0.5	<0.5	<0.5	<0.5	<5.0*
	11/19/02	NM		NM								
	01/09/03	NM		NM								
	04/14/03	NM		NM								
	07/21/03	NM		NM								
	10/09/03	NM		NM								
	01/15/04	NM		NM								
	04/08/04	16.80		63.72	<100	NA	<0.50	<0.50	<0.50	<0.50	<0.50	<0.50
	08/10/04	18.58		61.94	89	NA	<0.50	<0.50	<0.50	<0.50	<0.50	<0.50
	11/11/04	NM		NM								
	01/19/05	NM		NM								
	04/14/05	10.57		[4]	NM	<50	NA	<0.50	<0.50	<0.50	<0.50	<0.50
07/19/05	11.77	[4]	NM	<100[2]	NA	<0.50	<0.50	<0.50	<0.50	<0.50		
10/24/05	14.29	80.78	66.49	<50	NA	<0.50	<0.50	<0.50	<0.50	<0.50		
02/02/06	NM	NM										
04/27/06	7.42	73.36	<100[2]	NA	<0.50	<0.50	<0.50	<0.50	<0.50	<0.50		

TABLE 1
GROUNDWATER ELEVATION AND ANALYTICAL SUMMARY
Former USA Service Station No. 57
10700 MacArthur Blvd., Oakland, California

Well Number	Date Collected	Depth to Water (feet)	Well Elevation (ft msl)	Groundwater Elevation (ft msl)	GRO[5] (µg/L)	TPHD (µg/L)	Benzene (µg/L)	Toluene (µg/L)	Ethylbenzene (µg/L)	Total Xylenes (µg/L)	MTBE (µg/L)
MW-5	07/12/06	NM		NM							
Cont.	10/17/06	NM		NM			Well Not Monitored or Sampled - Covered				
	01/08/07	NM		NM			Well Not Monitored or Sampled - Covered				
	04/09/07	NM		NM			Well Not Monitored or Sampled - Covered				
	04/23/07	11.90		68.88	<50	NA	<0.50	<0.50	<0.50	<0.50	<0.50
	07/23/07	13.98		66.80	<50	NA	<0.50	<0.50	<0.50	<0.50	<0.50
	10/15/07	14.97		65.81	<50	NA	<0.50	<0.50	<0.50	<0.50	<0.50
	03/24/08	12.77		68.01	<100[2]	NA	<0.50	<0.50	<0.50	<0.50	<0.50
	05/30/08	14.76		66.02	<200[2]	NA	<1.0[2]	<1.0[2]	<1.0[2]	<1.0[2]	<1.0[2]
	07/10/08	15.74		65.04	<100[2]	NA	<0.50	<0.50	<0.50	<0.50	<0.50
	10/01/08	16.90		63.88	<50	NA	<0.50	<0.50	<0.50	<0.50	<0.50
MW-6	10/15/07	NM		NM			Well Destroyed				
	10/01/08	NM		NM			Well Destroyed				

TABLE 1
GROUNDWATER ELEVATION AND ANALYTICAL SUMMARY

Former USA Service Station No. 57
 10700 MacArthur Blvd., Oakland, California

Well Number	Date Collected	Depth to Water (feet)	Well Elevation (ft msl)	Groundwater							Total	
				Elevation (ft msl)	GRO[5] (µg/L)	TPHD (µg/L)	Benzene (µg/L)	Toluene (µg/L)	Ethylbenzene (µg/L)	Xylenes (µg/L)	MTBE (µg/L)	
MW-7	11/22/95	19.38	78.86	59.48	<50	180	<0.5	0.57	<0.5	0.62	0.73*	
	12/06/95	19.72		59.14	NA	NA	NA	NA	NA	NA	NA	
	01/04/96	19.76		59.10	NA	NA	NA	NA	NA	NA	NA	
	01/31/97	15.25		63.61	70	<50	0.7	1	<0.5	<1	8*	
	10/10/97	19.03		59.83	<50	<50	<0.5	<0.5	<0.5	<2	15*	
	01/20/98	17.11		61.75	<50	<50	<0.5	<0.5	<0.5	<0.5	<5.0*	
	04/28/98	8.22		70.64	<50	<50	<0.5	<0.5	<0.5	<0.5	9.3*	
	07/31/98	11.53		67.33	<50	<50	<0.5	<0.5	<0.5	<0.5	<5.0*	
	11/02/98	15.15		63.71	NA	NA	NA	NA	NA	NA	NA	
	06/10/99	14.23		64.63	NA	NA	NA	NA	NA	NA	NA	
	10/18/00	17.59		61.27	NA	<50	<0.5	<0.5	<0.5	<0.5	<5.0*	
	03/12/02	16.54		62.32	<50	<50	<0.5	<0.5	<0.5	<0.5	2.9	
	11/19/02	19.59		-19.59	<50	NA	<0.50	<0.50	<0.50	<0.50	3.8	
	01/09/03	18.38		-18.38	<50	NA	<0.50	<0.50	<0.50	<0.50	2.7	
	04/14/03	18.17		-18.17	<50	NA	<0.50	<0.50	<0.50	<0.50	<0.50	
	07/21/03	20.29		-20.29	<50	NA	<0.50	<0.50	<0.50	<0.50	1.8	
	10/09/03	19.48		-19.48	<50	NA	<0.50	<0.50	<0.50	<0.50	2.9	
	01/15/04	18.45		79.81	61.36	<50	NA	<0.50	<0.50	<0.50	<0.50	2.6
	04/08/04	17.28			62.53	<50	NA	<0.50	<0.50	<0.50	<0.50	0.81
	08/10/04	18.85			60.96	<50	NA	<0.50	<0.50	<0.50	<0.50	2.1
	11/11/04	19.85			59.96	<50	NA	<0.50	<0.50	<0.50	<0.50	1.0
	01/19/05	19.59			60.22	<50	NA	<0.50	<0.50	<0.50	<0.50	1.5
	04/14/05	14.17			65.64	<50	NA	<0.50	<0.50	<0.50	<0.50	<0.50
	07/19/05	14.16			65.65	<50	NA	<0.50	<0.50	<0.50	<0.50	1.9
	10/24/05	16.65			63.16	<50	NA	<0.50	<0.50	<0.50	<0.50	<0.50

TABLE 1
GROUNDWATER ELEVATION AND ANALYTICAL SUMMARY

Former USA Service Station No. 57
 10700 MacArthur Blvd., Oakland, California

Well Number	Date Collected	Depth to Water (feet)	Well Elevation (ft msl)	Groundwater								
				Elevation (ft msl)	GRO[5] (µg/L)	TPHD (µg/L)	Benzene (µg/L)	Toluene (µg/L)	Ethylbenzene (µg/L)	Total Xylenes (µg/L)	MTBE (µg/L)	
MW-7	02/02/06	15.39		64.42	<50	NA	<0.50	<0.50	<0.50	<0.50	<0.50	1.3
Cont.	04/27/06	8.51		71.30	<50	NA	<0.50	<0.50	<0.50	<0.50	<0.50	<0.50
	07/12/06	9.94		69.87	<50	NA	<0.50	<0.50	<0.50	<0.50	<0.50	<0.50
	10/17/06	13.46		66.35	<50	NA	<0.50	<0.50	<0.50	<0.50	<0.50	<0.50
	01/08/07	15.03		64.78	<50	NA	<0.50	<0.50	<0.50	<0.50	<0.50	0.99
	04/09/07	15.27		64.54	<50	NA	<0.50	<0.50	<0.50	<0.50	<0.50	0.54
	07/23/07	16.96		62.85	<50	NA	<0.50	<0.50	<0.50	<0.50	<0.50	1.7
	10/15/07	18.29		61.52	750	NA	<0.50	<0.50	<0.50	<0.50	<0.50	0.81
	03/24/08	16.72		63.09	<50	NA	<0.50	<0.50	<0.50	<0.50	<0.50	0.85
	05/30/08	17.81		62.00	<50	NA	<0.50	<0.50	<0.50	<0.50	<0.50	0.56
	07/10/08	18.48		61.33	<50	NA	<0.50	<0.50	<0.50	<0.50	<0.50	<0.50
	10/01/08	19.71		60.10	<50	NA	<0.50	<0.50	<0.50	<0.50	<0.50	0.66

TABLE 1
GROUNDWATER ELEVATION AND ANALYTICAL SUMMARY

Former USA Service Station No. 57
 10700 MacArthur Blvd., Oakland, California

Well Number	Date Collected	Depth to Water (feet)	Well Elevation (ft msl)	Groundwater Elevation (ft msl)	GRO[5] (µg/L)	TPHD (µg/L)	Benzene (µg/L)	Toluene (µg/L)	Ethylbenzene (µg/L)	Total Xylenes (µg/L)	MTBE (µg/L)	
MW-8	11/22/95	33.33	79.55	46.22	<50	360	<0.5	1.3	<0.5	2.1	2.1*	
	12/06/95	17.57		61.98	NA	NA	NA	NA	NA	NA	NA	
	01/04/96	20.08		59.47	NA	NA	NA	NA	NA	NA	NA	
	01/31/97	18.72		60.83	80	<50	0.6	1	<0.5	1	8*	
	10/10/97	20.26		59.29	50	<50	<0.5	<0.5	<0.5	<2	<5*	
	01/20/98	15.91		63.64	<50	<50	<0.5	<0.5	<0.5	<0.5	<5.0*	
	04/28/98	10.39		69.16	<50	<50	<0.5	<0.5	<0.5	<0.5	<5.0*	
	07/31/98	12.93		66.62	<50	<50	<0.5	<0.5	<0.5	<0.5	<5.0*	
	11/02/98	16.90		62.65	<50	<500	<0.5	<0.5	<0.5	<0.5	<5.0*	
	06/10/99	14.98		64.57	NA	NA	NA	NA	NA	NA	NA	
	10/18/00	16.27		63.28	<50	<50	<0.5	<0.5	<0.5	1.1	6.3	8.6*
	03/12/02	14.56		64.99	<50	<50	<0.5	0.63	0.55	1.7	0.94	
	11/19/02	21.14		-21.14	<50	NA	<0.50	<0.50	<0.50	<0.50	<0.50	<0.50
	01/09/03	17.90		-17.90	<50	NA	<0.50	<0.50	<0.50	<0.50	<0.50	<0.50
	04/14/03	17.84		-17.84	<50	NA	<0.50	<0.50	<0.50	<0.50	<0.50	<0.50
	07/21/03	19.79		-19.79	<50	NA	<0.50	<0.50	<0.50	<0.50	<0.50	<0.50
	10/09/03	21.02		-21.02	<50	NA	<0.50	<0.50	<0.50	<0.50	<0.50	<0.50
	01/15/04	18.10	80.50	62.40	<50	NA	<0.50	<0.50	<0.50	<0.50	<0.50	
	04/08/04	17.51		62.99	<50	NA	<0.50	<0.50	<0.50	<0.50	<0.50	
	08/10/04	20.76		59.74	<50	NA	<0.50	<0.50	<0.50	<0.50	<0.50	
	11/11/04	21.38		59.12	<50	NA	<0.50	<0.50	<0.50	<0.50	<0.50	
	01/19/05	17.20		63.30	<50	NA	<0.50	<0.50	<0.50	<0.50	<0.50	
	04/14/05	12.68		67.82	<50	NA	<0.50	<0.50	<0.50	<0.50	<0.50	
	07/19/05	15.78		64.72	<50	NA	<0.50	<0.50	<0.50	<0.50	<0.50	
	10/24/05	18.68		61.82	<50	NA	<0.50	<0.50	<0.50	<0.50	<0.50	

TABLE 1
GROUNDWATER ELEVATION AND ANALYTICAL SUMMARY

Former USA Service Station No. 57
 10700 MacArthur Blvd., Oakland, California

Well Number	Date Collected	Depth to Water (feet)	Well Elevation (ft msl)	Groundwater Elevation (ft msl)	GRO[5] (µg/L)	TPHD (µg/L)	Benzene (µg/L)	Toluene (µg/L)	Ethylbenzene (µg/L)	Total Xylenes (µg/L)	MTBE (µg/L)
MW-8	02/02/06	14.57		65.93	<50	NA	<0.50	<0.50	<0.50	<0.50	<0.50
Cont.	04/27/06	10.48		70.02	<100[2]	NA	<0.50	<0.50	<0.50	<0.50	<0.50
	07/12/06	13.08		67.42	<50	NA	<0.50	<0.50	<0.50	<0.50	<0.50
	10/17/06	15.96		64.54	<50	NA	<0.50	<0.50	<0.50	<0.50	<0.50
	01/08/07	16.70		63.80	<50	NA	<0.50	<0.50	<0.50	<0.50	<0.50
	04/09/07	16.25		64.25	<50	NA	<0.50	<0.50	<0.50	<0.50	<0.50
	07/23/07	18.66		61.84	<50	NA	<0.50	<0.50	<0.50	<0.50	<0.50
	10/15/07	20.36		60.14	<50	NA	<0.50	<0.50	<0.50	<0.50	<0.50
	03/24/08	17.81		62.69	<50	NA	<0.50	<0.50	<0.50	<0.50	<0.50
	05/30/08	19.78		60.72	<50	NA	<0.50	<0.50	<0.50	<0.50	<0.50
	07/10/08	20.32		60.18	<50	NA	<0.50	<0.50	<0.50	<0.50	<0.50
	10/01/08	21.81		58.69	<50	NA	<0.50	<0.50	<0.50	<0.50	<0.50

TABLE 1
GROUNDWATER ELEVATION AND ANALYTICAL SUMMARY

Former USA Service Station No. 57
 10700 MacArthur Blvd., Oakland, California

Well Number	Date Collected	Depth to Water (feet)	Well Elevation (ft msl)	Groundwater Elevation (ft msl)	GRO[5] (µg/L)	TPHD (µg/L)	Benzene (µg/L)	Toluene (µg/L)	Ethylbenzene (µg/L)	Total Xylenes (µg/L)	MTBE (µg/L)	
EX-1	10/24/05	14.37	77.72	63.35	5,000	NA	140	8.4	20	195	360	
	02/02/06	1.68		76.04	3,000	NA	3.6	<0.50	14	55.5	0.63	
	04/27/06	1.76		75.96	130	NA	0.98	<0.50	<0.50	2.42	<0.50	
	07/12/06	6.88		70.84	2,600	NA	760	15	34	104	200	
	10/17/06	9.79		67.93	3,300	NA	810	<5.0[3]	32	68	170	
	01/08/07	5.47		72.25	910	NA	9.1	<0.50	2.7	5.9	1.6	
	04/09/07	4.88		72.84	140	NA	1.3	<0.50	1.2	0.93	<0.50	
	07/23/07	12.17		65.55	220	NA	7.4	<0.50	1.7	<0.50	0.55	
	10/15/07	NM		NM								
	03/24/08	5.17		72.55	120	NA	9.1	<0.50	1.6	0.96	<0.50	
	05/30/08	11.18		66.54	230	NA	11	<0.50	2.2	0.54	<0.50	
	07/10/08	12.27		65.45	1,100	NA	16	<0.50	4.9	13.5	<0.50	
	10/01/08	14.46		63.26	780	NA	15	<0.50	4.3	2.3	0.83	
	EX-2	10/24/05		16.00	76.96	60.96	42,000	NA	13,000	1,300	1,300	2,580
02/02/06		8.18	68.78	28,000		NA	9,000	1,300	1,100	3,340	200	
04/27/06		5.22	71.74	24,000		NA	4,000	1,800	650	3,900	86	
07/12/06		7.32	69.64	22,000		NA	6,000	1,300	810	3,280	190	
10/17/06		9.22	67.74	31,000		NA	10,000	1,800	1,200	3,400	230	
01/08/07		10.35	66.61	14,000		NA	4,100	440	440	1,140	90	
04/09/07		9.67	67.29	620		NA	160	17	24	58	6.0	
07/23/07		11.46	65.50	610		NA	150	7.5	29	38	5.2	
10/15/07		NM	NM									
03/24/08		9.98	66.98	4,900		NA	2,500	210	130	390	29	
05/30/08		11.36	65.60	11,000		NA	3,300	330	380	1,100	<25[3]	
07/10/08		11.85	65.11	17,000		NA	4,200	550	490	1,780	<25[3]	
10/01/08		13.57	63.39	22,000		NA	5,900	510	960	3,400	<50[3]	

TABLE 1
GROUNDWATER ELEVATION AND ANALYTICAL SUMMARY
Former USA Service Station No. 57
10700 MacArthur Blvd., Oakland, California

Well Number	Date Collected	Depth to Water (feet)	Well Elevation (ft msl)	Groundwater Elevation (ft msl)	GRO[5] (µg/L)	TPHD (µg/L)	Benzene (µg/L)	Toluene (µg/L)	Ethylbenzene (µg/L)	Total Xylenes (µg/L)	MTBE (µg/L)
EX-3	10/24/05	14.85	78.87	63.02	20,000	NA	220	21	660	3,110	<10[3]
	02/02/06	NM		NM	Well Not Monitored or Sampled - Under Soil Pile						
	04/27/06	NM		NM	Well Not Monitored or Sampled - Covered						
	07/12/06	9.01		68.86	5,700	NA	79	19	120	657	<2.5[3]
	10/17/06	NM		NM	Well Not Monitored or Sampled - Covered						
	01/08/07	12.31		66.56	970	NA	8.3	0.81	19	19.8	<0.50
	04/09/07	10.78		68.09	700	NA	8.9	<0.50	11	6.5	<0.50
	07/23/07	12.82		66.05	1,500	NA	14	<0.50	21	8.9	<0.50
	10/15/07	NM		NM	Not Sampled						
	03/24/08	NM		NM	Well Not Monitored or Sampled - Covered						
	05/30/08	14.10		64.77	280	NA	0.99	<0.50	0.97	1.35	<0.50
	07/10/08	14.86		64.01	340	NA	1.5	<0.50	1.6	<0.50	<0.50
	10/01/08	16.38		62.49	330	NA	1.1	<0.50	<0.50	<0.50	<0.50
EX-4	10/24/05	14.93	77.96	63.03	1,900	NA	390	69	8.8	90	11
	02/02/06	NM		NM	Well Not Monitored or Sampled - Under Soil Pile						
	04/27/06	NM		NM	Well Not Monitored or Sampled - Covered						
	07/12/06	7.37		70.59	6,400	NA	1,400	400	120	1,220	35
	10/17/06	NM		NM	Well Not Monitored or Sampled - Covered						
	01/08/07	12.92		65.04	3,500	NA	840	51	22	162	25
	04/09/07	12.43		65.53	4,600	NA	730	78	83	410	6.5
	07/23/07	14.20		63.76	7,200	NA	2,600	180	100	560	29
	10/15/07	NM		NM	Not Sampled						
	03/24/08	12.14		65.82	230	NA	29	<0.50	1.8	5.1	0.61
	05/30/08	14.10		63.86	360	NA	110	<1.0[3]	5.0	2.8	3.2
	07/10/08	15.16		62.80	500	NA	150	<1.0[3]	2.6	6.3	3.0
	10/01/08	16.41		61.55	260	NA	96	<1.0[3]	1.5	<1.0[3]	5.2

TABLE 1
GROUNDWATER ELEVATION AND ANALYTICAL SUMMARY

Former USA Service Station No. 57
 10700 MacArthur Blvd., Oakland, California

Well Number	Date Collected	Depth to Water (feet)	Well Elevation (ft msl)	Groundwater Elevation (ft msl)	GRO[5] (µg/L)	TPHD (µg/L)	Benzene (µg/L)	Toluene (µg/L)	Ethylbenzene (µg/L)	Total Xylenes (µg/L)	MTBE (µg/L)
<p>Note:</p> <p>* = MTBE analyzed using EPA Method 8020/8021B</p> <p>MTBE = Methyl tert-butyl ether</p> <p>TPHD = Total petroleum hydrocarbons as diesel</p> <p>GRO = Gasoline Range Organics C4-C13</p> <p>GRO analyzed using EPA Method 8015B and the remaining analytes using EPA Method 8260B</p> <p>[1] Laboratory indicates the chromatogram does not match the diesel hydrocarbon range pattern.</p> <p>[2] Reporting limits were increased due to sample foaming.</p> <p>[3] Reporting limits were increased due to high concentrations of target analytes.</p> <p>[4] Casing elevation invalid - well casing modified (cut) on April 12, 2005.</p> <p>[5] Reported as total petroleum hydrocarbons as gasoline (TPHG C3-C14+) prior to second quarter 2006.</p> <p>Monitoring wells surveyed by Morrow Surveying on February 10, 2004, and again on November 29, 2005.</p> <p>Data prior to November 19, 2002 provided by GHH Engineering.</p>											

TABLE 2
GROUNDWATER ANALYTICAL RESULTS
FOR OXYGENATES AND ADDITIONAL COMPOUNDS

Former USA Service Station No. 57
10700 MacArthur Blvd., Oakland, California

Well Number	Date Collected	MTBE (µg/L)	TBA (µg/L)	DIPE (µg/L)	ETBE (µg/L)	TAME (µg/L)	1,2-DCA (µg/L)	EDB (µg/L)	Methanol (µg/L)	Ethanol (µg/L)
S-1	11/19/02	190	<10	<1.0	<1.0	<1.0	NA	NA	NA	NA
	01/09/03	11	<5.0	<1.0	<1.0	<1.0	NA	NA	NA	NA
	04/14/03	27	<20[2]	<2.0[2]	<2.0[2]	<2.0[2]	NA	NA	NA	NA
	07/21/03	11	<10[2]	<1.0	<1.0	<1.0	NA	NA	NA	NA
	10/09/03	8.8	6.4	<1.0	<1.0	<1.0	<1.0	<2.0	NA	NA
	01/15/04	6.0	10	<1.0	<1.0	<1.0	<1.0	<2.0	NA	NA
	04/08/04	12	8.5	<1.0	<1.0	<1.0	<1.0	<2.0	NA	NA
	08/10/04	73	28	<1.0	<1.0	<1.0	<1.0	<2.0	<5,000	<5,000
	11/11/04	150	14	<1.0	<1.0	<1.0	16	<2.0	<5,000	<5,000
	01/19/05	140	14	<1.0	<1.0	<1.0	7.3	<2.0	<5,000	<5,000
	04/14/05	120	10	<1.0	<1.0	<1.0	3.8	<2.0	<5,000	<5,000
	07/19/05	60	11	<1.0	<1.0	<1.0	1.4	<2.0	<5,000	<5,000
	10/24/05	37	<10	<1.0	<1.0	<1.0	9.6	<2.0	<5,000	<5,000
	02/02/06	45	<10	<1.0	<1.0	<1.0	2.2	<2.0	<5,000	<5,000
	04/27/06	7.7	<10	<1.0	<1.0	<1.0	1.2	<2.0	<5,000	<5,000
	07/12/06	12	<10	<1.0	<1.0	<1.0	<1.0	<2.0	<5,000	<5,000
	10/17/06	1.6	<10	<1.0	<1.0	<1.0	7.9	<2.0	<5,000	<5,000
	01/08/07	15	<10	<1.0	<1.0	<1.0	<1.0	<2.0	<5,000	<5,000
	04/09/07	22	<10	<1.0	<1.0	<1.0	<1.0	<2.0	<5,000	<5,000
	07/23/07	52	<10	<1.0	<1.0	<1.0	<1.0	<2.0	NA	NA
	10/15/07	50	<10	<1.0	<1.0	<1.0	<1.0	<2.0	NA	NA
	03/24/08	29	<10	<1.0	<1.0	<1.0	<1.0	<2.0	NA	NA
	05/30/08	43	13	<1.0	<1.0	<1.0	<1.0	<4.0[2]	NA	NA
07/10/08	4.1	<10	<1.0	<1.0	<1.0	<1.0	<2.0	NA	NA	
10/01/08	70	<10	<1.0	<1.0	<1.0	<1.0	<2.0	NA	NA	

TABLE 2
GROUNDWATER ANALYTICAL RESULTS
FOR OXYGENATES AND ADDITIONAL COMPOUNDS

Former USA Service Station No. 57
10700 MacArthur Blvd., Oakland, California

Well Number	Date Collected	MTBE (µg/L)	TBA (µg/L)	DIPE (µg/L)	ETBE (µg/L)	TAME (µg/L)	1,2-DCA (µg/L)	EDB (µg/L)	Methanol (µg/L)	Ethanol (µg/L)
S-2	11/19/02	750	<200[1]	<20[1]	<20[1]	<20[1]	NA	NA	NA	NA
	01/09/03	270	<100[1]	<10[1]	<10[1]	<10[1]	NA	NA	NA	NA
	04/14/03	400	95	<5.0[1]	<5.0[1]	<5.0[1]	NA	NA	NA	NA
	07/21/03	410	110	<5.0[1]	<5.0[1]	<5.0[1]	NA	NA	NA	NA
	10/09/03	180	57	<5.0[1]	<5.0[1]	<5.0[1]	<5.0[1]	<20[1]	NA	NA
	01/15/04	130	48	<4.0[1]	<4.0[1]	<4.0[1]	<4.0[1]	<16[1]	NA	NA
	04/08/04	430	130	<5.0[1]	<5.0[1]	<5.0[1]	<5.0[1]	<20[1]	<5,000	<5,000
	08/10/04	92	<100[1]	<10[1]	<10[1]	<10[1]	74	<40[1]	<5,000	<5,000
	11/11/04	420	<200[1]	<20[1]	<20[1]	<20[1]	<20[1]	<80[1]	<5,000	<5,000
	01/19/05	580	200	<5.0[1]	<5.0[1]	<5.0[1]	8.2	<20[1]	<5,000	<5,000
	04/14/05	510	150	<10[1]	<10[1]	<10[1]	<10[1]	<40[1]	<5,000	<5,000
	07/19/05	72	37	<1.0	<1.0	<1.0	38	<2.0	<5,000	<5,000
	10/24/05	69	33	<1.0	<1.0	<1.0	35	<4.0[1]	<5,000	<5,000
	02/02/06	340	150	<1.0	<1.0	<1.0	3.2	<4.0[1]	<5,000	<5,000
	04/27/06	81	<10	<1.0	<1.0	<1.0	1.3	<2.0	<5,000	<5,000
	07/12/06	180	42	<1.0	<1.0	<1.0	5.8	<2.0	<5,000	<5,000
	10/17/06	160	<10	<1.0	<1.0	<1.0	<1.0	<2.0	<5,000	<5,000
	01/08/07	64	<10	<1.0	<1.0	<1.0	2.6	<2.0	<5,000	<5,000
	04/09/07	270	32	<1.0	<1.0	<1.0	1.3	<2.0	<5,000	<5,000
	07/23/07	7.7	<10	<1.0	<1.0	<1.0	<1.0	<2.0	NA	NA
	10/15/07	86	22	<1.0	<1.0	<1.0	3.5	<2.0	NA	NA
	03/24/08	600	180	<5.0[1]	<5.0[1]	<5.0[1]	<5.0[1]	<20[1]	NA	NA
	05/30/08	340	220	<10[1]	<10[1]	<10[1]	<10[1]	<40[1]	NA	NA
	07/10/08	420	150	<10[1]	<10[1]	<10[1]	<10[1]	<40[1]	NA	NA
	10/01/08	720	300	<5.0[1]	<5.0[1]	<5.0[1]	<5.0[1]	<20[1]	NA	NA

TABLE 2
GROUNDWATER ANALYTICAL RESULTS
FOR OXYGENATES AND ADDITIONAL COMPOUNDS

Former USA Service Station No. 57
10700 MacArthur Blvd., Oakland, California

Well Number	Date Collected	MTBE (µg/L)	TBA (µg/L)	DIPE (µg/L)	ETBE (µg/L)	TAME (µg/L)	1,2-DCA (µg/L)	EDB (µg/L)	Methanol (µg/L)	Ethanol (µg/L)
MW-3	04/08/04	19	7.6	<1.0	<1.0	<1.0	<1.0	<2.0	<5,000	<5,000
	08/10/04	300	2,000	2.2	<2.0[1]	<2.0[1]	270	<8.0[1]	<5,000	<5,000
	11/11/04	690	1,400	<10[1]	<10[1]	<10[1]	140	<40[1]	<5,000	<5,000
	01/19/05	17	19	<1.0	<1.0	<1.0	1.4	<2.0	<5,000	<5,000
	04/14/05	11	25	<1.0	<1.0	<1.0	6.2	<2.0	<5,000	<5,000
	07/19/05	200	1,000	<2.0[1]	<2.0[1]	<2.0[1]	240	<8.0[1]	<5,000	<5,000
	10/24/05	300	750	<5.0[1]	<5.0[1]	<5.0[1]	210	<20[1]	<5,000	<5,000
	02/02/06	560	1,300	2.7	<1.0	<1.0	98	<4.0[1]	<5,000	<5,000
	04/27/06	180	330	<3.0[1]	<3.0[1]	<3.0[1]	220	<12[1]	<5,000	<5,000
	07/12/06	190	24	<2.0[1]	<2.0[1]	<2.0[1]	210	<8.0[1]	<5,000	<5,000
	10/17/06	100	50	<1.0	<1.0	<1.0	21	<2.0	<5,000	<5,000
	01/08/07	85	30	<1.0	<1.0	<1.0	22	<2.0	<5,000	<5,000
	04/09/07	600	510	<5.0[1]	<5.0[1]	<5.0[1]	67	<20[1]	<5,000	<5,000
	07/23/07	630	920	<5.0[1]	<5.0[1]	<5.0[1]	99	<20[1]	NA	NA
	10/15/07	610	840	<5.0[1]	<5.0[1]	<5.0[1]	110	<20[1]	NA	NA
	03/24/08	820	840	3.2	<2.0[1]	<2.0[1]	63	<8.0[1]	NA	NA
	05/30/08	610	880	<5.0[1]	<5.0[1]	<5.0[1]	68	<20[1]	NA	NA
	07/10/08	560	570	3.2	<2.0[1]	<2.0[1]	30	<8.0[1]	NA	NA
	10/01/08	620	1,100	3.5	<2.0[1]	<2.0[1]	94	<8.0[1]	NA	NA

TABLE 2
GROUNDWATER ANALYTICAL RESULTS
FOR OXYGENATES AND ADDITIONAL COMPOUNDS

Former USA Service Station No. 57
10700 MacArthur Blvd., Oakland, California

Well Number	Date Collected	MTBE (µg/L)	TBA (µg/L)	DIPE (µg/L)	ETBE (µg/L)	TAME (µg/L)	1,2-DCA (µg/L)	EDB (µg/L)	Methanol (µg/L)	Ethanol (µg/L)
MW-4	11/19/02	<0.50	<5.0	<1.0	<1.0	<1.0	NA	NA	NA	NA
	01/09/03	<0.50	<5.0	<1.0	<1.0	<1.0	NA	NA	NA	NA
	04/14/03	<0.50	<5.0	<1.0	<1.0	<1.0	NA	NA	NA	NA
	07/21/03	<0.50	<5.0	<1.0	<1.0	<1.0	NA	NA	NA	NA
	10/09/03	<0.50	<5.0	<1.0	<1.0	<1.0	<1.0	<2.0	NA	NA
	01/15/04	<0.50	7.8	<1.0	<1.0	<1.0	<1.0	<2.0	NA	NA
	04/08/04	<0.50	<10	<1.0	<1.0	<1.0	<1.0	<2.0	<5,000	<5,000
	08/10/04	<0.50	<10	<1.0	<1.0	<1.0	<1.0	<2.0	<5,000	<5,000
	11/11/04	<0.50	<10	<1.0	<1.0	<1.0	<1.0	<2.0	<5,000	<5,000
	01/19/05	<0.50	<10	<1.0	<1.0	<1.0	<1.0	<2.0	<5,000	<5,000
	04/14/05	<0.50	<10	<1.0	<1.0	<1.0	<1.0	<2.0	<5,000	<5,000
	07/19/05	<0.50	<10	<1.0	<1.0	<1.0	<1.0	<2.0	<5,000	<5,000
	10/24/05	<0.50	<10	<1.0	<1.0	<1.0	<1.0	<2.0	<5,000	<5,000
	02/02/06	<0.50	<10	<1.0	<1.0	<1.0	<1.0	<2.0	<5,000	<5,000
	04/27/06									
	07/12/06	<0.50	<10	<1.0	<1.0	<1.0	<1.0	<2.0	<5,000	<5,000
	10/17/06									
	01/08/07	<0.50	<10	<1.0	<1.0	<1.0	<1.0	<2.0	<5,000	<5,000
	04/09/07	<0.50	<10	<1.0	<1.0	<1.0	<1.0	<2.0	<5,000	<5,000
	07/23/07	<0.50	<10	<1.0	<1.0	<1.0	<1.0	<2.0	NA	NA
	10/15/07	<0.50	<10	<1.0	<1.0	<1.0	<1.0	<2.0	NA	NA
	03/24/08	<0.50	<10	<1.0	<1.0	<1.0	<1.0	<2.0	NA	NA
	05/30/08	<0.50	<10	<1.0	<1.0	<1.0	<1.0	<2.0	NA	NA
	07/10/08	<0.50	<10	<1.0	<1.0	<1.0	<1.0	<2.0	NA	NA
	10/01/08	<0.50	<10	<1.0	<1.0	<1.0	<1.0	<2.0	NA	NA

TABLE 2
GROUNDWATER ANALYTICAL RESULTS
FOR OXYGENATES AND ADDITIONAL COMPOUNDS

Former USA Service Station No. 57
10700 MacArthur Blvd., Oakland, California

Well Number	Date Collected	MTBE (µg/L)	TBA (µg/L)	DIPE (µg/L)	ETBE (µg/L)	TAME (µg/L)	1,2-DCA (µg/L)	EDB (µg/L)	Methanol (µg/L)	Ethanol (µg/L)			
MW-5	11/19/02												
	01/09/03												
	04/14/03												
	07/21/03												
	10/09/03												
	01/15/04												
	04/08/04	<0.50	<10	<1.0	<1.0	<1.0	<1.0	<4.0[2]	<5,000	<5,000			
	08/10/04	<0.50	<10	<1.0	<1.0	<1.0	<1.0	<2.0	<5,000	<5,000			
	11/11/04												
	01/19/05												
	04/14/05	<0.50	<10	<1.0	<1.0	<1.0	<1.0	<2.0	<5,000	<5,000			
	07/19/05	<0.50	<10	<1.0	<1.0	<1.0	<1.0	<4.0[2]	<5,000	<5,000			
	10/24/05	<0.50	<10	<1.0	<1.0	<1.0	<1.0	<2.0	<5,000	<5,000			
	02/02/06												
	04/27/06	<0.50	<10	<1.0	Well Not Monitored or Sampled - Under Soil Pile			<1.0	<1.0	<1.0	<4.0[2]	<5,000	<5,000
	07/12/06												
	10/17/06												
	01/08/07												
	04/09/07												
	04/23/07	<0.50	<10	<1.0	<1.0	<1.0	<1.0	<1.0	<2.0	NA	NA		
	07/23/07	<0.50	<10	<1.0	<1.0	<1.0	<1.0	<1.0	<2.0	NA	NA		
	10/15/07	<0.50	<10	<1.0	<1.0	<1.0	<1.0	<1.0	<2.0	NA	NA		
	03/24/08	<0.50	<10	<1.0	<1.0	<1.0	<1.0	<1.0	<4.0[2]	NA	NA		
05/30/08	<1.0[2]	<20[2]	<2.0[2]	<2.0[2]	<2.0[2]	<2.0[2]	<2.0[2]	<8.0[2]	NA	NA			
07/10/08	<0.50	<10	<1.0	<1.0	<1.0	<1.0	<1.0	<4.0[2]	NA	NA			
10/01/08	<0.50	<10	<1.0	<1.0	<1.0	<1.0	<1.0	<2.0	NA	NA			
MW-6	10/15/07												
	10/01/08												

TABLE 2
GROUNDWATER ANALYTICAL RESULTS
FOR OXYGENATES AND ADDITIONAL COMPOUNDS

Former USA Service Station No. 57
 10700 MacArthur Blvd., Oakland, California

Well Number	Date Collected	MTBE (µg/L)	TBA (µg/L)	DIPE (µg/L)	ETBE (µg/L)	TAME (µg/L)	1,2-DCA (µg/L)	EDB (µg/L)	Methanol (µg/L)	Ethanol (µg/L)
MW-7	11/19/02	3.8	<5.0	<1.0	<1.0	<1.0	NA	NA	NA	NA
	01/09/03	2.7	<5.0	<1.0	<1.0	<1.0	NA	NA	NA	NA
	04/14/03	<0.50	<5.0	<1.0	<1.0	<1.0	NA	NA	NA	NA
	07/21/03	1.8	<5.0	<1.0	<1.0	<1.0	NA	NA	NA	NA
	10/09/03	2.9	<5.0	<1.0	<1.0	<1.0	<1.0	<2.0	NA	NA
	01/15/04	2.6	7.9	<1.0	<1.0	<1.0	<1.0	<2.0	NA	NA
	04/08/04	0.81	9.0	<1.0	<1.0	<1.0	<1.0	<2.0	<5,000	<5,000
	08/10/04	2.1	<10	<1.0	<1.0	<1.0	<1.0	<2.0	<5,000	<5,000
	11/11/04	1.0	<10	<1.0	<1.0	<1.0	<1.0	<2.0	<5,000	<5,000
	01/19/05	1.5	<10	<1.0	<1.0	<1.0	<1.0	<2.0	<5,000	<5,000
	04/14/05	<0.50	<10	<1.0	<1.0	<1.0	<1.0	<2.0	<5,000	<5,000
	07/19/05	1.9	<10	<1.0	<1.0	<1.0	<1.0	<2.0	<5,000	<5,000
	10/24/05	<0.50	<10	<1.0	<1.0	<1.0	<1.0	<2.0	<5,000	<5,000
	02/02/06	1.3	<10	<1.0	<1.0	<1.0	<1.0	<2.0	<5,000	<5,000
	04/27/06	<0.50	<10	<1.0	<1.0	<1.0	<1.0	<2.0	<5,000	<5,000
	07/12/06	<0.50	<10	<1.0	<1.0	<1.0	<1.0	<2.0	<5,000	<5,000
	10/17/06	<0.50	<10	<1.0	<1.0	<1.0	<1.0	<2.0	<5,000	<5,000
	01/08/07	0.99	<10	<1.0	<1.0	<1.0	<1.0	<2.0	<5,000	<5,000
	04/09/07	0.54	<10	<1.0	<1.0	<1.0	<1.0	<2.0	<5,000	<5,000
	07/23/07	1.7	<10	<1.0	<1.0	<1.0	<1.0	<2.0	NA	NA
	10/15/07	0.81	<10	<1.0	<1.0	<1.0	<1.0	<2.0	NA	NA
	03/24/08	0.85	<10	<1.0	<1.0	<1.0	<1.0	<2.0	NA	NA
	05/30/08	0.56	<10	<1.0	<1.0	<1.0	<1.0	<2.0	NA	NA
	07/10/08	<0.50	<10	<1.0	<1.0	<1.0	<1.0	<2.0	NA	NA
	10/01/08	0.66	<10	<1.0	<1.0	<1.0	<1.0	<2.0	NA	NA

TABLE 2
GROUNDWATER ANALYTICAL RESULTS
FOR OXYGENATES AND ADDITIONAL COMPOUNDS

Former USA Service Station No. 57
10700 MacArthur Blvd., Oakland, California

Well Number	Date Collected	MTBE (µg/L)	TBA (µg/L)	DIPE (µg/L)	ETBE (µg/L)	TAME (µg/L)	1,2-DCA (µg/L)	EDB (µg/L)	Methanol (µg/L)	Ethanol (µg/L)
MW-8	11/19/02	<0.50	<5.0	<1.0	<1.0	<1.0	NA	NA	NA	NA
	01/09/03	<0.50	<5.0	<1.0	<1.0	<1.0	NA	NA	NA	NA
	04/14/03	<0.50	<5.0	<1.0	<1.0	<1.0	NA	NA	NA	NA
	07/21/03	<0.50	<10[2]	<1.0	<1.0	<1.0	NA	NA	NA	NA
	10/09/03	<0.50	<5.0	<1.0	<1.0	<1.0	<1.0	<2.0	NA	NA
	01/15/04	<0.50	9.9	<1.0	<1.0	<1.0	<1.0	<2.0	NA	NA
	04/08/04	<0.50	<10	<1.0	<1.0	<1.0	<1.0	<2.0	<5,000	<5,000
	08/10/04	<0.50	<10	<1.0	<1.0	<1.0	<1.0	<2.0	<5,000	<5,000
	11/11/04	<0.50	<10	<1.0	<1.0	<1.0	<1.0	<2.0	<5,000	<5,000
	01/19/05	<0.50	<10	<1.0	<1.0	<1.0	<1.0	<2.0	<5,000	<5,000
	04/14/05	<0.50	<10	<1.0	<1.0	<1.0	<1.0	<2.0	<5,000	<5,000
	07/19/05	<0.50	<10	<1.0	<1.0	<1.0	<1.0	<2.0	<5,000	<5,000
	10/24/05	<0.50	<10	<1.0	<1.0	<1.0	<1.0	<2.0	<5,000	<5,000
	02/02/06	<0.50	<10	<1.0	<1.0	<1.0	<1.0	<2.0	<5,000	<5,000
	04/27/06	<0.50	<10	<1.0	<1.0	<1.0	<1.0	<2.0	<5,000	<5,000
	07/12/06	<0.50	<10	<1.0	<1.0	<1.0	<1.0	<4.0[2]	<5,000	<5,000
	10/17/06	<0.50	<10	<1.0	<1.0	<1.0	<1.0	<2.0	<5,000	<5,000
	01/08/07	<0.50	<10	<1.0	<1.0	<1.0	<1.0	<2.0	<5,000	<5,000
	04/09/07	<0.50	<10	<1.0	<1.0	<1.0	<1.0	<2.0	<5,000	<5,000
	07/23/07	<0.50	<10	<1.0	<1.0	<1.0	<1.0	<2.0	NA	NA
	10/15/07	<0.50	<10	<1.0	<1.0	<1.0	<1.0	<2.0	NA	NA
	03/24/08	<0.50	<10	<1.0	<1.0	<1.0	<1.0	<2.0	NA	NA
	05/30/08	<0.50	<10	<1.0	<1.0	<1.0	<1.0	<2.0	NA	NA
	07/10/08	<0.50	<10	<1.0	<1.0	<1.0	<1.0	<2.0	NA	NA
	10/01/08	<0.50	<10	<1.0	<1.0	<1.0	<1.0	<2.0	NA	NA

TABLE 2
GROUNDWATER ANALYTICAL RESULTS
FOR OXYGENATES AND ADDITIONAL COMPOUNDS

Former USA Service Station No. 57
10700 MacArthur Blvd., Oakland, California

Well Number	Date Collected	MTBE (µg/L)	TBA (µg/L)	DIPE (µg/L)	ETBE (µg/L)	TAME (µg/L)	1,2-DCA (µg/L)	EDB (µg/L)	Methanol (µg/L)	Ethanol (µg/L)
EX-1	10/24/05	360	120	<1.0	<1.0	<1.0	<1.0	<4.0[1]	<5,000	<5,000
	02/02/06	0.63	<10	<1.0	<1.0	<1.0	<1.0	<4.0[1]	<5,000	<5,000
	04/27/06	<0.50	<10	<1.0	<1.0	<1.0	<1.0	<2.0	<5,000	<5,000
	07/12/06	200	110	<10[1]	<10[1]	<10[1]	<10[1]	<40[1]	<5,000	<5,000
	10/17/06	170	<100[1]	<10[1]	<10[1]	<10[1]	30	<40[1]	<5,000	<5,000
	01/08/07	1.6	<10	<1.0	<1.0	<1.0	<1.0	<2.0	<5,000	<5,000
	04/09/07	<0.50	<10	<1.0	<1.0	<1.0	<1.0	<2.0	<5,000	<5,000
	07/23/07	0.55	<10	<1.0	<1.0	<1.0	<1.0	<2.0	<5,000	<5,000
	10/15/07							<2.0	NA	NA
	03/24/08	<0.50	<10	<1.0	<1.0	<1.0	<1.0	<2.0	NA	NA
	05/30/08	<0.50	<10	<1.0	<1.0	<1.0	<1.0	<2.0	NA	NA
	07/10/08	<0.50	<10	<1.0	<1.0	<1.0	<1.0	<2.0	NA	NA
	10/01/08	0.83	<10	<1.0	<1.0	<1.0	<1.0	<2.0	NA	NA
	EX-2	10/24/05	410	<2,000[1]	<200[1]	<200[1]	<200[1]	<200[1]	<800[1]	<5,000
02/02/06		200	<1,000[1]	<100[1]	<100[1]	<100[1]	<100[1]	<400[1]	<5,000	<5,000
04/27/06		86	<500[1]	<50[1]	<50[1]	<50[1]	<50[1]	<200[1]	<5,000	<5,000
07/12/06		190	<500[1]	<50[1]	<50[1]	<50[1]	<50[1]	<200[1]	<5,000	<5,000
10/17/06		230	<1,000[1]	<100[1]	<100[1]	<100[1]	400	<400[1]	<5,000	<5,000
01/08/07		90	<400[1]	<40[1]	<40[1]	<40[1]	<40[1]	<160[1]	<5,000	<5,000
04/09/07		6.0	<20[1]	<2.0[1]	<2.0[1]	<2.0[1]	<2.0[1]	<8.0[1]	<5,000	<5,000
07/23/07		5.2	<10	<1.0	<1.0	<1.0	<1.0	<4.0[1]	NA	NA
10/15/07										
03/24/08		29	<200[1]	<20[1]	<20[1]	<20[1]	<20[1]	<80[1]	NA	NA
05/30/08		<25[1]	<500[1]	<50[1]	<50[1]	<50[1]	<50[1]	<200[1]	NA	NA
07/10/08		<25[1]	<500[1]	<50[1]	<50[1]	<50[1]	<50[1]	<200[1]	NA	NA
10/01/08		<50[1]	<1,000[1]	<100[1]	<100[1]	<100[1]	<100[1]	<400[1]	NA	NA

**TABLE 2
GROUNDWATER ANALYTICAL RESULTS
FOR OXYGENATES AND ADDITIONAL COMPOUNDS**

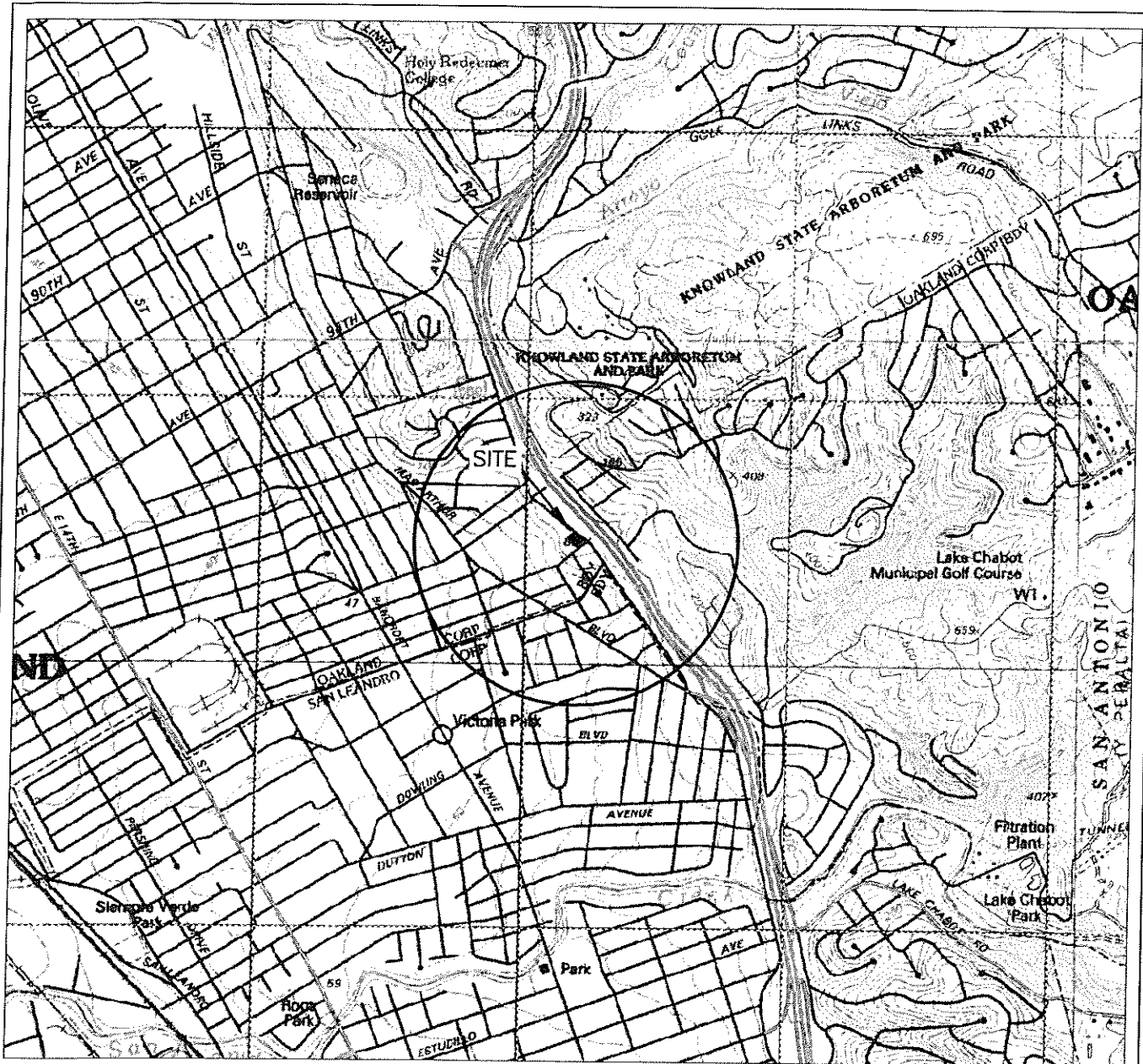
Former USA Service Station No. 57
10700 MacArthur Blvd., Oakland, California

Well Number	Date Collected	MTBE (µg/L)	TBA (µg/L)	DIPE (µg/L)	ETBE (µg/L)	TAME (µg/L)	1,2-DCA (µg/L)	EDB (µg/L)	Methanol (µg/L)	Ethanol (µg/L)
EX-3	10/24/05	<10[1]	<200[1]	<20[1]	<20[1]	<20[1]	<20[1]	<80[1]	<5,000	<5,000
	02/02/06				Well Not Monitored or Sampled - Under Soil Pile					
	04/27/06				Well Not Monitored or Sampled - Covered					
	07/12/06	<2.5[1]	<50[1]	<5.0[1]	<5.0[1]	<5.0[1]	<5.0[1]	<20[1]	<5,000	<5,000
	10/17/06				Well Not Monitored or Sampled - Covered					
	01/08/07	<0.50	12	<1.0	<1.0	<1.0	1.1	<2.0	<5,000	<5,000
	04/09/07	<0.50	<10	<1.0	<1.0	<1.0	<1.0	<2.0	<5,000	<5,000
	07/23/07	<0.50	<10	<1.0	<1.0	<1.0	<1.0	<2.0	NA	NA
	10/15/07				Not Sampled					
	03/24/08				Well Not Monitored or Sampled - Covered					
	05/30/08	<0.50	<10	<1.0	<1.0	<1.0	<1.0	<4.0[2]	NA	NA
	07/10/08	<0.50	<10	<1.0	<1.0	<1.0	<1.0	<4.0[2]	NA	NA
	10/01/08	<0.50	<10	<1.0	<1.0	<1.0	<1.0	<2.0	NA	NA
	EX-4	10/24/05	11	51	<5.0[1]	<5.0[1]	<5.0[1]	<5.0[1]	<20[1]	<5,000
02/02/06					Well Not Monitored or Sampled - Under Soil Pile					
04/27/06					Well Not Monitored or Sampled - Covered					
07/12/06		35	<200[1]	<10[1]	<10[1]	<10[1]	<10[1]	<40[1]	<5,000	<5,000
10/17/06					Well Not Monitored or Sampled - Covered					
01/08/07		25	<100[1]	<10[1]	<10[1]	<10[1]	<10[1]	<40[1]	<5,000	<5,000
04/09/07		6.5	<100[1]	<10[1]	<10[1]	<10[1]	<10[1]	<40[1]	<5,000	<5,000
07/23/07		29	<200[1]	<20[1]	<20[1]	<20[1]	<20[1]	<80[1]	NA	NA
10/15/07					Not Sampled					
03/24/08		0.61	<10	<1.0	<1.0	<1.0	<1.0	<2.0	NA	NA
05/30/08		3.2	<20[1]	<2.0[1]	<2.0[1]	<2.0[1]	<2.0[1]	<8.0[1]	NA	NA
07/10/08		3.0	<20[1]	<2.0[1]	<2.0[1]	<2.0[1]	<2.0[1]	<8.0[1]	NA	NA
10/01/08		5.2	25	<2.0[1]	<2.0[1]	<2.0[1]	<2.0[1]	<8.0[1]	NA	NA

TABLE 2
GROUNDWATER ANALYTICAL RESULTS
FOR OXYGENATES AND ADDITIONAL COMPOUNDS

Former USA Service Station No. 57
 10700 MacArthur Blvd., Oakland, California


Well Number	Date Collected	MTBE (µg/L)	TBA (µg/L)	DIPE (µg/L)	ETBE (µg/L)	TAME (µg/L)	1,2-DCA (µg/L)	EDB (µg/L)	Methanol (µg/L)	Ethanol (µg/L)
<p>Note:</p> <p>Oxygenates analyzed using EPA Method 8260B</p> <p>µg/L = micrograms per liter</p> <p>NA = Not analyzed</p> <p>[1] Reporting limits were increased due to high concentrations of target analytes</p> <p>[2] Reporting limits were increased due to sample foaming</p> <p style="margin-left: 400px;">MTBE = Methyl tertiary butyl ether TBA = Tertiary butyl alcohol DIPE = Di-isopropyl ether ETBE = Ethyl tertiary butyl ether TAME = Tertiary amyl methyl ether 1,2-DCA = 1,2-Dichloroethane EDB = 1,2-Dibromoethane</p>										



GENERAL NOTES:
 BASE MAP FROM U.S.G.S.
 OAKLAND, CA
 7.5 MINUTE TOPOGRAPHIC
 PHOTOREVISED 1980



QUADRANGLE LOCATION



SCALE 1:24,000

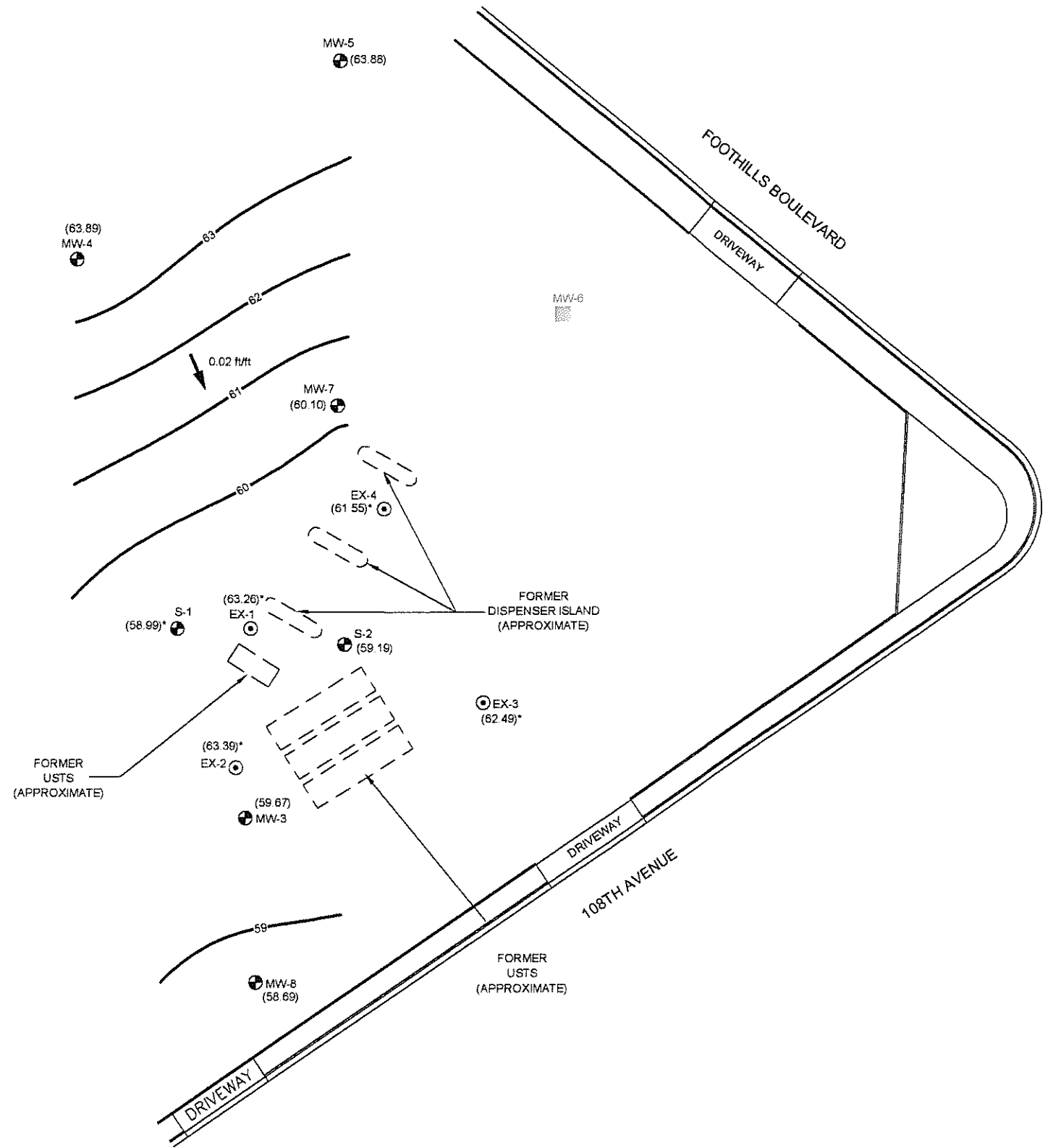
STRATUS
 ENVIRONMENTAL, INC.

FORMER USA SERVICE STATION NO. 57
 10700 MACARTHUR BOULEVARD
 OAKLAND, CALIFORNIA
 SITE LOCATION MAP

FIGURE
1
 PROJECT NO.
 2007-0057-01

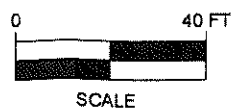


- LEGEND
- MW-3 MONITORING WELL LOCATION
 - EX-1 EXTRACTION WELL LOCATION
 - MW-6 ABANDONED MONITORING WELL LOCATION
 - (58.99) GROUND WATER ELEVATION IN FEET RELATIVE TO MEAN SEA LEVEL
 - 60— WATER TABLE CONTOUR IN FEET RELATIVE TO MEAN SEA LEVEL
 - INFERRED DIRECTION OF GROUND WATER FLOW
- WELLS MEASURED: 10/01/08
 * NOT USED FOR CONTOURING



USA57/04/stratus JMP REV November 4, 2008 USA 57 Confidential Figures

STRATUS
ENVIRONMENTAL, INC.



FORMER USA SERVICE STATION NO. 57
 10700 MACARTHUR BOULEVARD
 OAKLAND, CALIFORNIA
 GROUNDWATER ELEVATION CONTOUR MAP
 4th QUARTER 2008

FIGURE
2
 PROJECT NO.
 2007-0057-01

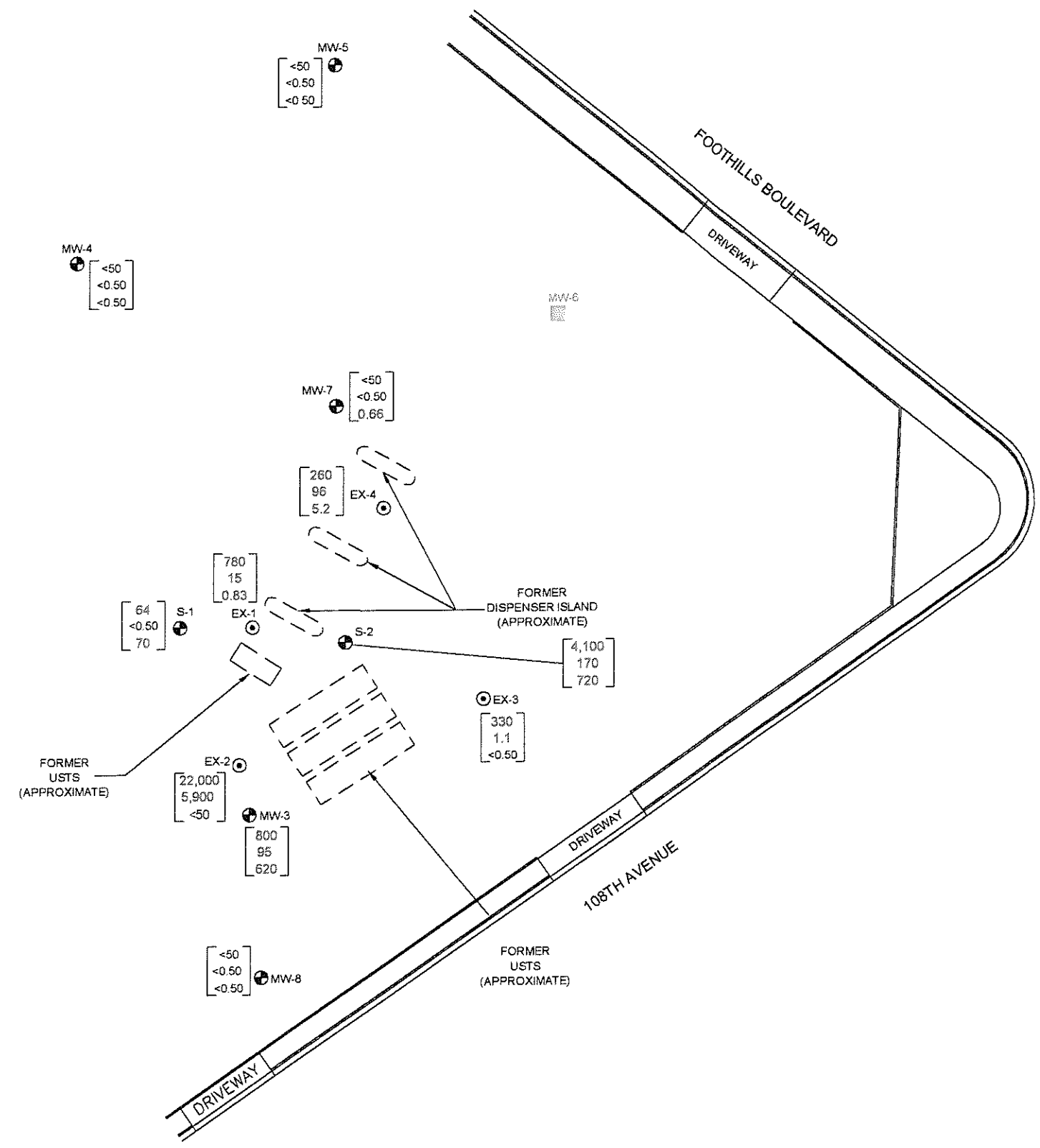


LEGEND

- MW-3 MONITORING WELL LOCATION
- ⊙ EX-1 EXTRACTION WELL LOCATION
- MW-6 ABANDONED MONITORING WELL LOCATION

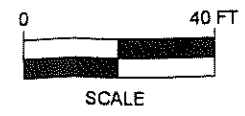
<50	GASOLINE RANGE ORGANICS (GRO) IN µg/L
<0.50	BENZENE CONCENTRATION IN µg/L
<0.50	METHYL TERTIARY BUTYL ETHER (MTBE) IN µg/L

SAMPLES COLLECTED ON 10/01/08
 GRO ANALYZED BY EPA METHOD 8015B
 BENZENE & MTBE ANALYZED BY EPA METHOD 8260B



USA57 Quarterly Figures REV. November 4, 2008 USA 57 Quarterly Figures JHP

STRATUS
ENVIRONMENTAL, INC.



FORMER USA SERVICE STATION NO. 57
 10700 MACARTHUR BOULEVARD
 OAKLAND, CALIFORNIA

GROUNDWATER ANALYTICAL SUMMARY
 4th QUARTER 2008

FIGURE
3
 PROJECT NO.
 2007-0057-01

Figure 4
GRO, Benzene, MTBE Concentration, and Depth to Water Variation with Time at S-1
 Former USA Service Station No. 57
 10700 MacArthur Boulevard
 Oakland, California

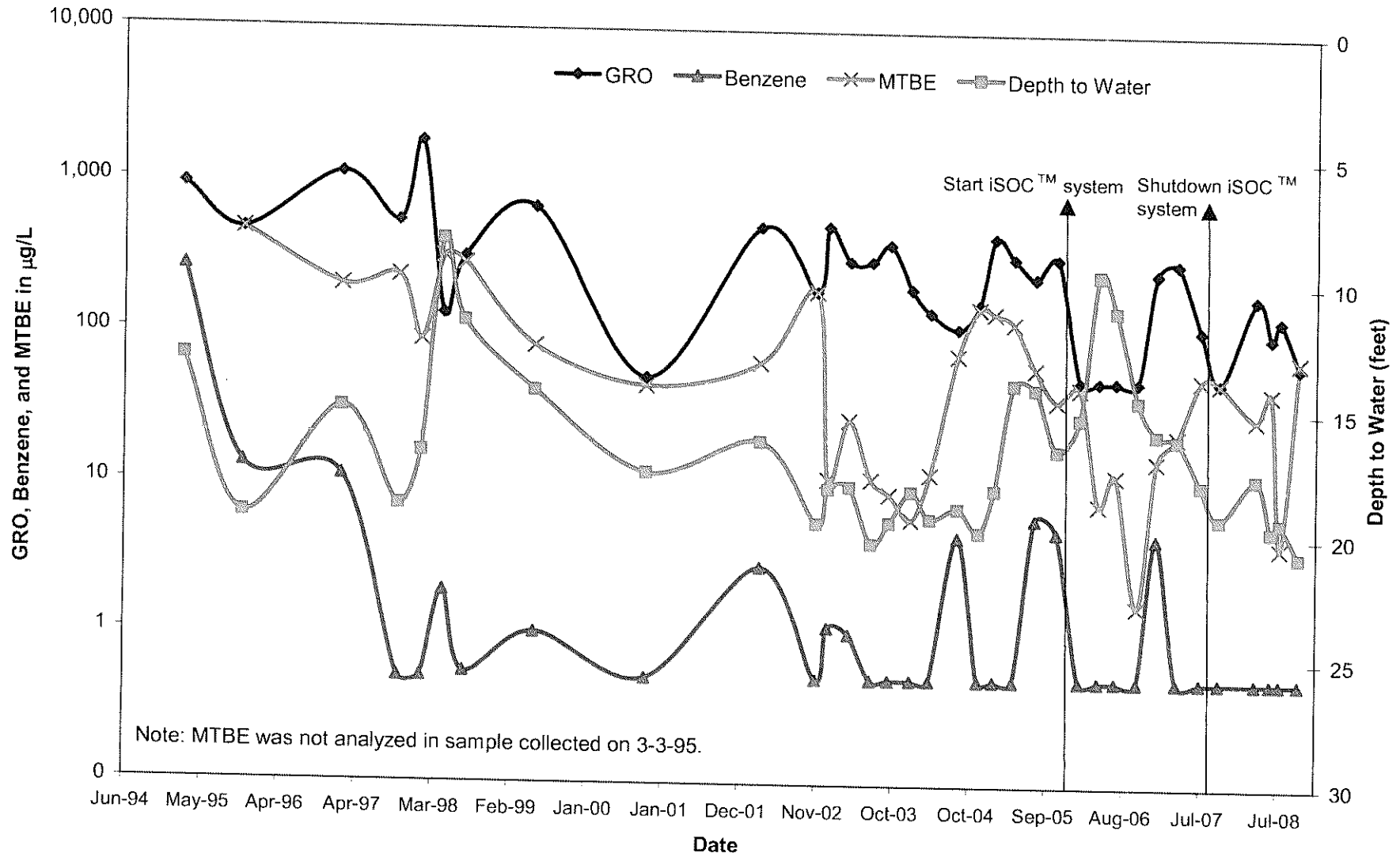


Figure 5
GRO, Benzene, MTBE Concentration, and Depth to Water Variation with Time at S-2
 Former USA Service Station No. 57
 10700 MacArthur Boulevard
 Oakland, California

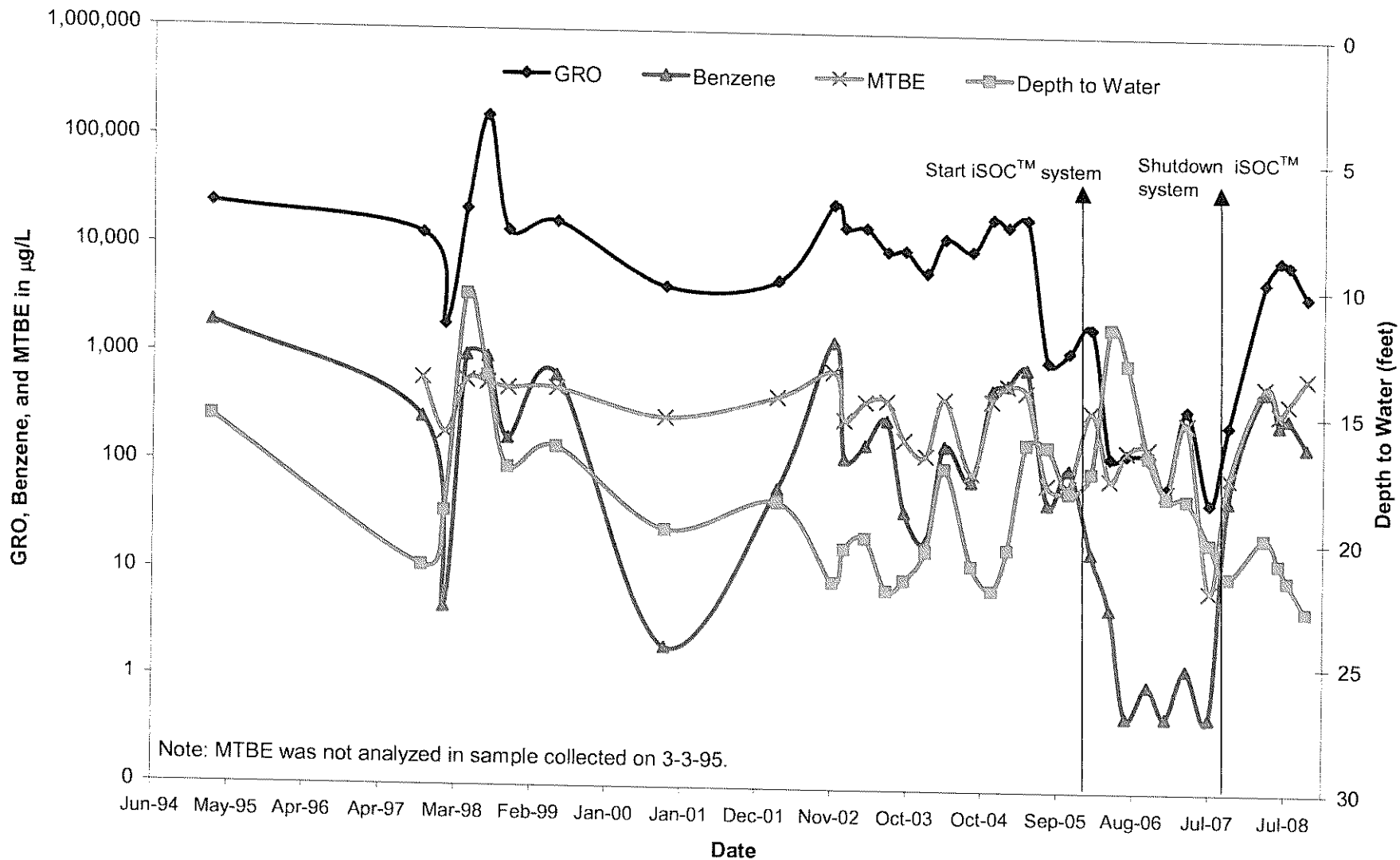
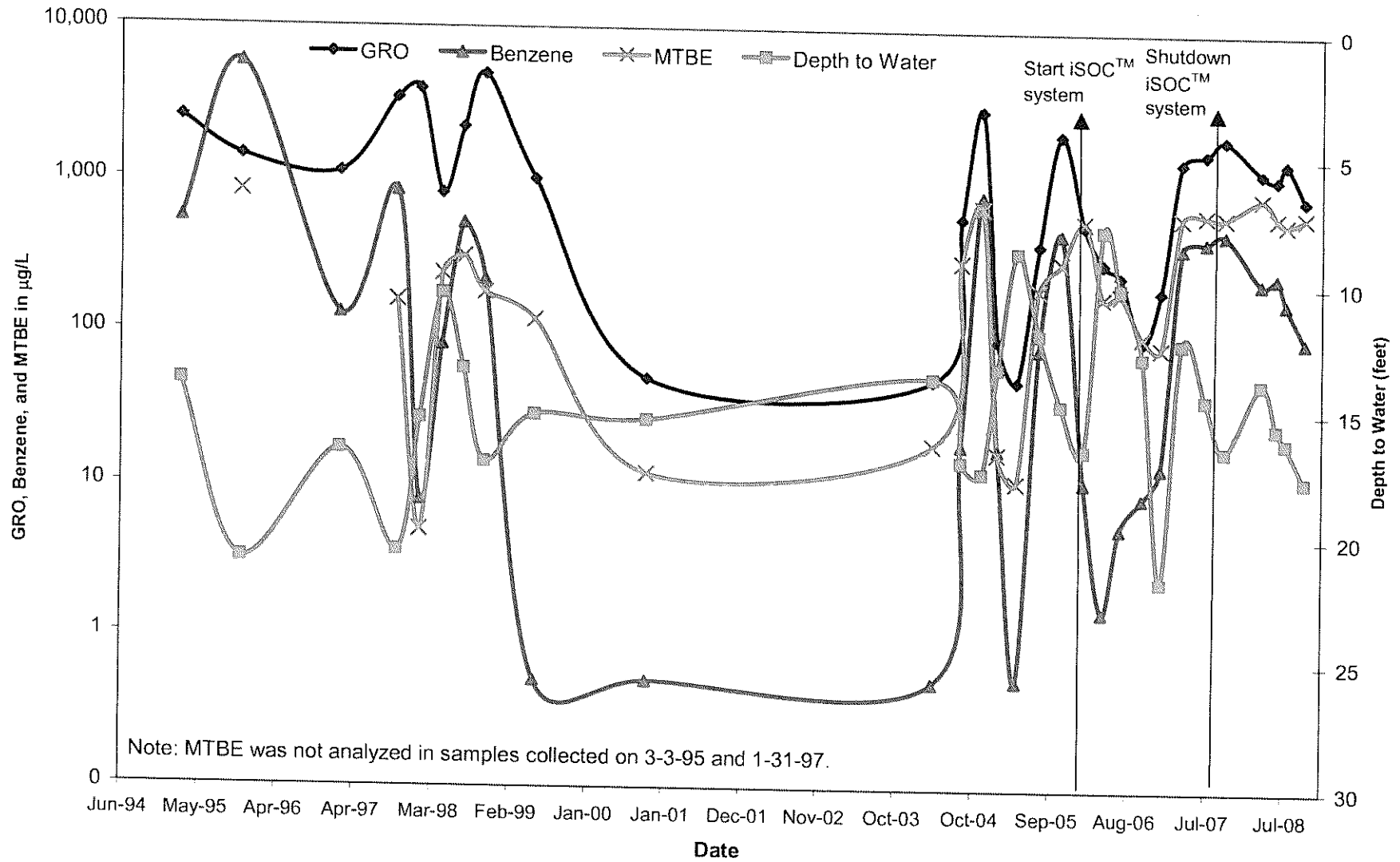


Figure 6
GRO, Benzene, MTBE Concentration, and Depth to Water Variation with Time at MW-3
 Former USA Service Station No. 57
 10700 MacArthur Boulevard
 Oakland, California



APPENDIX A
FIELD DATA SHEETS



10700 MacArthur Blvd.
 City OAKLAND, CA
 Sampled by: CG
 Signature: [Handwritten Signature]

Site Number USA 57
 Project Number 2007-0057-01
 Project PM Scott Bittinger
 DATE 10/01/08

Water Level Data					Purge Volume Calculations					Purge Method				Sample Record			Field Data
Well ID	Time	Depth to Product (feet)	Depth to Water (feet)	Total Depth (feet)	Water column (feet)	Diameter (inches)	Multiplier	3 casing volumes (gallons)	Actual water purged (gallons)	No Purge	Bailer	Pump	other	DTW at sample time (feet)	Sample I.D	Sample Time	DO (mg/L)
S-1	1232		20.67	34.30	13.63	3	1	13.63	0.5	DRY @ 8.5	X			27.78	S-1	1806	0.44
S-2	1235		22.71	43.50	20.79	3	1	20.79	17	DRY @ 17	X			34.41	S-2	1716	0.88
MW-3	1220		17.60	40.60	23.00	4	2	46.00	26	DRY @ 26	X			38.35	MW-3	1648	1.39
MW-4	1301		12.37	38.30	25.93	4	2	51.86	52			X		30.86	MW-4	1329	1.05
MW-5	1256		16.90	37.00	20.10	4	2	48.20	8	DRY @ 8	X			27.98	MW-5	1358	1.08
MW-7	1250		19.71	41.50	21.79	4	2	43.58	43.5			X		30.36	MW-7	1439	1.71
MW-8	1218		21.81	37.30	15.49	4	2	30.98	31			X		36.45	MW-8	1612	2.17
EX-1	1229		14.46	24.00	9.54	4	2	19.08	14	X DRY @ 14				18.84	EX-1	1738	0.32
EX-2	1226		13.57	25.80	12.23	4	2	24.46	12	X DRY @ 12				19.45	EX-2	1828	0.62
EX-3	1242		16.38	24.60	8.22	4	2	16.44	10	X DRY @ 10				22.97	EX-3	1537	0.74
EX-4	1246		16.41	24.50	8.09	4	2	16.18	9.5	X DRY @ 9.5				22.79	EX-4	1567	0.32

Multiplier
 2" = 0.5 3" = 1.0 4" = 2.0 6" = 4.4

Please refer to groundwater sampling field procedures
 pH/Conductivity/temperature Meter - Oakton Model PC-10
 DO Meter - Oakton 300 Series (DO is always measured before purge)

CALIBRATION DATE	
pH	09/26/08 <u>wa</u>
Conductivity	/ /
DO	/ /

STRATUS

ENVIRONMENTAL, INC.

Site Address 10760 MacArthur Rd
 City Oakland, Ca
 Site Sampled by CG

Site Number USA 57
 Project No. 2007-0057-01
 Project PM S. Bittinger
 Date Sampled 10/01/08

Well ID <u>Mw-4</u> <u>1329</u>					Well ID <u>Mw-5</u> <u>1358</u>				
purge start time <u>1311</u> <u>no odor</u>					purge start time <u>1346</u> <u>no odor</u>				
	Temp C	pH	cond	gallons		Temp C	pH	cond	gallons
time	<u>22.2</u>	<u>6.52</u>	<u>745</u>	<u>0</u>	time	<u>21.0</u>	<u>7.86</u>	<u>1471</u>	<u>0</u>
time	<u>22.5</u>	<u>7.16</u>	<u>702</u>	<u>26</u>	time	<u>DRY @</u>	<u>8</u>	<u>gal</u>	
time	<u>21.9</u>	<u>7.36</u>	<u>714</u>	<u>52</u>	time	<u>21.9</u>	<u>8.00</u>	<u>1497</u>	<u>(8)</u>
time					time				
purge stop time <u>1323</u> <u>orp 56</u>					purge stop time <u>1348</u> <u>orp -90</u>				
Well ID <u>Mw-7</u> <u>1439</u>					Well ID <u>Ex-4</u> <u>1507</u>				
purge start time <u>1417</u> <u>no odor</u>					purge start time <u>BAILER</u> <u>odor</u>				
	Temp C	pH	cond	gallons		Temp C	pH	cond	gallons
time	<u>20.3</u>	<u>7.96</u>	<u>712</u>	<u>0</u>	time	<u>21.0</u>	<u>7.19</u>	<u>829</u>	<u>0</u>
time	<u>20.1</u>	<u>7.65</u>	<u>659</u>	<u>21.5</u>	time	<u>20.1</u>	<u>7.21</u>	<u>854</u>	<u>8</u>
time	<u>19.9</u>	<u>7.80</u>	<u>685</u>	<u>43.5</u>	time	<u>DRY @</u>	<u>9.5</u>		
time					time	<u>20.8</u>	<u>7.26</u>	<u>859</u>	<u>(9.5)</u>
purge stop time <u>1430</u> <u>orp 45</u>					purge stop time <u>orp -148</u>				
Well ID <u>Ex-3</u> <u>1537</u>					Well ID <u>EX-1</u> <u>1738</u>				
purge start time <u>BAILER</u> <u>odor</u>					purge start time <u>BAILER</u> <u>odor</u>				
	Temp C	pH	cond	gallons		Temp C	pH	cond	gallons
time	<u>20.6</u>	<u>7.20</u>	<u>892</u>	<u>0</u>	time	<u>20.5</u>	<u>7.18</u>	<u>714</u>	<u>0</u>
time	<u>20.3</u>	<u>7.23</u>	<u>961</u>	<u>8.5</u>	time	<u>20.4</u>	<u>7.22</u>	<u>708</u>	<u>9</u>
time	<u>DRY @</u>	<u>10</u>	<u>gal</u>		time	<u>DRY @</u>	<u>14</u>	<u>gal</u>	
time	<u>20.9</u>	<u>7.23</u>	<u>968</u>	<u>(10)</u>	time	<u>20.5</u>	<u>7.36</u>	<u>704</u>	<u>(14)</u>
purge stop time <u>orp -154</u>					purge stop time <u>orp -107</u>				
Well ID <u>Mw-8</u> <u>1612</u>					Well ID <u>Mw-3</u> <u>1648</u>				
purge start time <u>1549</u> <u>no odor</u>					purge start time <u>1622</u> <u>odor</u>				
	Temp C	pH	cond	gallons		Temp C	pH	cond	gallons
time	<u>20.2</u>	<u>6.85</u>	<u>4.25M</u>	<u>0</u>	time	<u>20.1</u>	<u>7.08</u>	<u>1503</u>	<u>0</u>
time	<u>20.0</u>	<u>6.89</u>	<u>4.27M</u>	<u>15.5</u>	time	<u>20.4</u>	<u>6.94</u>	<u>1454</u>	<u>20</u>
time	<u>20.0</u>	<u>6.98</u>	<u>4.22M</u>	<u>31</u>	time	<u>DRY @</u>	<u>26</u>	<u>gal</u>	
time					time	<u>19.7</u>	<u>7.27</u>	<u>1462</u>	<u>(26)</u>
purge stop time <u>1558</u> <u>orp 58</u>					purge stop time <u>1631</u> <u>orp -74</u>				

ORIGINAL

Well ID <u>S-1</u> <u>1806</u>					Well ID <u>S-2</u> <u>1716</u>				
purge start time <u>1751</u> <u>no odor</u>					purge start time <u>1658</u> <u>no odor</u>				
	Temp C	pH	cond	gallons		Temp C	pH	cond	gallons
time	<u>20.1</u>	<u>7.35</u>	<u>816</u>	<u>0</u>	time	<u>19.8</u>	<u>7.17</u>	<u>803</u>	<u>X</u>
time	<u>20.3</u>	<u>7.22</u>	<u>860</u>	<u>7</u>	time	<u>19.7</u>	<u>7.11</u>	<u>814</u>	<u>10.5</u>
time	<u>DRY (a) 8.5 gal</u>				time	<u>DRY (a) 17 gal</u>			
time	<u>10.2</u>	<u>7.19</u>	<u>894</u>	<u>(8.5)</u>	time	<u>19.8</u>	<u>7.05</u>	<u>813</u>	<u>(17)</u>
purge stop time <u>1757</u> <u>orp -39</u>					purge stop time <u>1708</u> <u>orp -44</u>				
Well ID <u>EX-2</u> <u>1828</u>					Well ID				
purge start time <u>BALLER</u> <u>odor</u>					purge start time				
	Temp C	pH	cond	gallons		Temp C	pH	cond	gallons
time	<u>20.1</u>	<u>7.01</u>	<u>1120</u>	<u>X</u>	time				
time	<u>20.2</u>	<u>7.03</u>	<u>1125</u>	<u>12</u>	time				
time	<u>DRY (a) 12 gal</u>				time				
time	<u>20.0</u>	<u>7.06</u>	<u>1131</u>	<u>(12)</u>	time				
purge stop time <u>orp -76</u>					purge stop time				
Well ID					Well ID				
purge start time					purge start time				
	Temp C	pH	cond	gallons		Temp C	pH	cond	gallons
time					time				
time					time				
time					time				
time					time				
purge stop time					purge stop time				
Well ID					Well ID				
purge start time					purge start time				
	Temp C	pH	cond	gallons		Temp C	pH	cond	gallons
time					time				
time					time				
time					time				
time					time				
purge stop time					purge stop time				

APPENDIX B

SAMPLING AND ANALYSIS PROCEDURES

SAMPLING AND ANALYSIS PROCEDURES

The sampling and analysis procedures as well as the quality assurance plan are contained in this appendix. The procedures and adherence to the quality assurance plan will provide for consistent and reproducible sampling methods; proper application of analytical methods; accurate and precise analytical results; and finally, these procedures will provide guidelines so that the overall objectives of the monitoring program are achieved.

Ground Water and Liquid-Phase Petroleum Hydrocarbon Depth Assessment

A water/hydrocarbon interface probe is used to assess the liquid-phase petroleum hydrocarbon (LPH) thickness, if present, and a water level indicator is used to measure the ground water depth in monitoring wells that do not contain LPH. Depth to ground water or LPH is measured from a datum point at the top of each monitoring well casing. The datum point is typically a notch cut in the north side of the casing edge. If a water level indicator is used, the tip is subjectively analyzed for hydrocarbon sheen.

Subjective Analysis of Ground Water

Prior to purging, a water sample is collected from the monitoring well for subjective assessment. The sample is retrieved by gently lowering a clean, disposable bailer to approximately one-half the bailer length past the air/liquid interface. The bailer is then retrieved, and the sample contained within the bailer is examined for floating LPH and the appearance of a LPH sheen.

Monitoring Well Purging and Sampling

Monitoring wells are purged using a pump or bailer until pH, temperature, and conductivity of the purge water has stabilized and a minimum of three well volumes of water have been removed. If three well volumes can not be removed in one half hour's time, the well is allowed to recharge to 80% of original level. After recharging, a ground water sample is then removed from each of the wells using a disposable bailer.

A Teflon bailer, electric submersible or bladder pump will be the only equipment used for well sampling. When samples for volatile organic analysis are being collected, the pump flow will be regulated at approximately 100 milliliters per minute to minimize pump effluent turbulence and aeration. Glass bottles of at least 40-milliliters volume and fitted with Teflon-lined septa will be used in sampling for volatile organics. These bottles will be filled completely to prevent air from remaining in the bottle. A positive meniscus forms when the bottle is completely full. A convex Teflon septum will be placed over the positive meniscus to eliminate air. After the bottle is capped, it is inverted and tapped to verify that it contains no air bubbles. The sample containers for other parameters will be filled, filtered as required, and capped.

The water sample is collected, labeled, and handled according to the Quality Assurance Plan. Water generated during the monitoring event is disposed of according to regulatory accepted method pertaining to the site.

QUALITY ASSURANCE PLAN

Procedures to provide data quality should be established and documented so that conditions adverse to quality, such as deficiencies, deviations, nonconformants, defective material, services, and/or equipment, can be promptly identified and corrected.

General Sample Collection and Handling Procedures

Proper collection and handling are essential to ensure the quality of a sample. Each sample is collected in a suitable container, preserved correctly for the intended analysis, and stored prior to analysis for no longer than the maximum allowable holding time. Details on the procedures for collection and handling of samples used on this project can be found in this section.

Soil and Water Sample Labeling and Preservation

Label information includes a unique sample identification number, job identification number, date, and time. After labeling all soil and water samples are placed in a Ziploc[®] type bag and placed in an ice chest cooled to approximately 4° Celsius. Upon arriving at Stratus' office the samples are transferred to a locked refrigerator cooled to approximately 4° Celsius. Chemical preservation is controlled by the required analysis and is noted on the chain-of-custody form. Trip blanks supplied by the laboratory accompany the groundwater sample containers and groundwater samples.

Upon recovery, the sample container is sealed to minimize the potential of volatilization and cross-contamination prior to chemical analysis. Soil sampling tubes are typically closed at each end with Teflon[®] sheeting and plastic caps. The sample is then placed in a Ziploc[®] type bag and sealed. The sample is labeled and refrigerated at approximately 4° Celsius for delivery, under strict chain-of-custody, to the analytical laboratory.

Sample Identification and Chain-of-Custody Procedures

Sample identification and chain-of-custody procedures document sample possession from the time of collection to ultimate disposal. Each sample container submitted for analysis has a label affixed to identify the job number, sampler, date and time of sample collection, and a sample number unique to that sample. This information, in addition to a description of the sample, field measurements made, sampling methodology, names of on-site personnel, and any other pertinent field observations, is recorded on the borehole log or in the field records. The samples are analyzed by a California-certified laboratory.

A chain-of-custody form is used to record possession of the sample from time of collection to its arrival at the laboratory. When the samples are shipped, the person in custody of them relinquishes the samples by signing the chain-of-custody form and

noting the time. The sample-control officer at the laboratory verifies sample integrity and confirms that the samples are collected in the proper containers, preserved correctly, and contain adequate volumes for analysis. These conditions are noted on a Laboratory Sample Receipt Checklist that becomes part of the laboratory report upon request.

If these conditions are met, each sample is assigned a unique log number for identification throughout analysis and reporting. The log number is recorded on the chain-of-custody form and in the legally-required log book maintained by the laboratory. The sample description, date received, client's name, and other relevant information is also recorded.

Equipment Cleaning

Sample bottles, caps, and septa used in sampling for volatile and semivolatile organics will be triple rinsed with high-purity deionized water. After being rinsed, sample bottles will be dried overnight at a temperature of 200°C. Sample caps and septa will be dried overnight at a temperature of 60°C. Sample bottles, caps, and septa will be protected from solvent contact between drying and actual use at the sampling site. Sampling containers will be used only once and discarded after analysis is complete.

Plastic bottles and caps used in sampling for metals will be soaked overnight in a 1-percent nitric acid solution. Next, the bottles and caps will be triple rinsed with deionized water. Finally, the bottles and caps will be air dried before being used at the site. Plastic bottles and caps will be constructed of linear polyethylene or polypropylene. Sampling containers will be used only once and discarded after analysis is complete. Glass and plastic bottles used by Stratus to collect groundwater samples are supplied by the laboratory.

Before the sampling event is started, equipment that will be placed in the well or will come in contact with groundwater will be disassembled and cleaned thoroughly with detergent water, and then steam cleaned with deionized water. Any parts that may absorb contaminants, such as plastic pump valves, etc. will be cleaned as described above or replaced.

During field sampling, equipment surfaces that are placed in the well or contact groundwater will be steam cleaned with deionized water before the next well is purged or sampled. Equipment blanks will be collected and analyzed from non-disposable sampling equipment that is used for collecting groundwater samples at the rate of one blank per twenty samples collected.

Internal Quality Assurance Checks

Internal quality assurance procedures are designed to provide reliability of monitoring and measurement of data. Both field and laboratory quality assurance checks are necessary to evaluate the reliability of sampling and analysis results. Internal quality assurance procedures generally include:

- Laboratory Quality Assurance

- Documentation of instrument performance checks
- Documentation of instrument calibration
- Documentation of the traceability of instrument standards, samples, and data
- Documentation of analytical and QC methodology (QC methodology includes use of spiked samples, duplicate samples, split samples, use of reference blanks, and check standards to check method accuracy and precision)

- Field Quality Assurance

- Documentation of sample preservation and transportation
- Documentation of field instrument calibration and irregularities in performance

Internal laboratory quality assurance checks will be the responsibility of the contract laboratories. Data and reports submitted by field personnel and the contract laboratory will be reviewed and maintained in the project files.

Types of Quality Control Checks

Samples are analyzed using analytical methods outlined in EPA Manual SW 846 and approved by the California Regional Water Quality Control Board-Central Valley Region in the Leaking Underground Fuel Tanks (LUFT) manual and appendices. Standard contract laboratory quality control may include analysis or use of the following:

- Method blanks – reagent water used to prepare calibration standards, spike solutions, etc. is analyzed in the same manner as the sample to demonstrate that analytical interferences are under control.
- Matrix spiked samples – a known amount of spike solution containing selected constituents is added to the sample at concentrations at which the accuracy of the analytical method is to satisfactorily monitor and evaluate laboratory data quality.
- Split samples – a sample is split into two separate aliquots before analysis to assess the reproducibility of the analysis.
- Surrogate samples – samples are spiked with surrogate constituents at known concentrations to monitor both the performance of the analytical system and the effectiveness of the method in dealing with the sample matrix.
- Control charts – graphical presentation of spike or split sample results used to track the accuracy or precision of the analysis.
- Quality control check samples – when spiked sample analysis indicates atypical instrument performance, a quality check sample, which is prepared independently of the calibration standards and contains the constituents of interest, is analyzed to confirm that measurements were performed accurately.

- Calibration standards and devices – traceable standards or devices to set instrument response so that sample analysis results represent the absolute concentration of the constituent.

Field QA samples will be collected to assess sample handling procedures and conditions. Standard field quality control may include the use of the following, and will be collected and analyzed as outlined in EPA Manual SW 846.

- Field blanks – reagent water samples are prepared at the sampling location by the same procedure used to collect field groundwater samples and analyzed with the groundwater samples to assess the impact of sampling techniques on data quality. Typically, one field blank per twenty groundwater samples collected will be analyzed per sampling event.
- Field replicates – duplicate or triplicate samples are collected and analyzed to assess the reproducibility of the analytical data. One replicate groundwater sample per twenty samples collected will be analyzed per sampling event, unless otherwise specified. Triplicate samples will be collected only when specific conditions warrant and generally are sent to an alternate laboratory to confirm the accuracy of the routinely used laboratory.
- Trip blanks – reagent water samples are prepared before field work, transported and stored with the samples and analyzed to assess the impact of sample transport and storage for data quality. In the event that any analyte is detected in the field blank, a trip blank will be included in the subsequent groundwater sampling event.

Data reliability will be evaluated by the certified laboratory and reported on a cover sheet attached to the laboratory data report. Analytical data resulting from the testing of field or trip blanks will be included in the laboratory's report. Results from matrix spike, surrogate, and method blank testing will be reported, along with a statement of whether the samples were analyzed within the appropriate holding time.

Stratus will evaluate the laboratory's report on data reliability and note significant QC results that may make the data biased or unacceptable. Data viability will be performed as outlined in EPA Manual SW 846. If biased or unacceptable data is noted, corrective actions (including re-sample/re-analyze, etc.) will be evaluated on a site-specific basis.

APPENDIX C

**CERTIFIED ANALYTICAL REPORTS AND
CHAIN-OF-CUSTODY DOCUMENTATION**



Alpha Analytical, Inc.

255 Glendale Ave. • Suite 21 • Sparks, Nevada 89431-5778
(775) 355-1044 • (775) 355-0406 FAX • 1-800-283-1183

FILE COPY

ANALYTICAL REPORT

Stratus Environmental
3330 Cameron Park Drive
Cameron Park, CA 956828861

Attn: Scott Bittinger
Phone: (530) 676-2062
Fax: (530) 676-6005
Date Received : 10/04/08

Job#: USA 57

Total Petroleum Hydrocarbons - Purgeable (TPH-P) EPA Method SW8015B
Volatile Organic Compounds (VOCs) EPA Method SW8260B

Client ID :	Parameter	Concentration	Reporting	Date	Date	
				Limit	Sampled	Analyzed
S-1	TPH-P (GRO)	64	50 µg/L	10/01/08	10/08/08	
Lab ID :	Tertiary Butyl Alcohol (TBA)	ND	10 µg/L	10/01/08	10/08/08	
STR08100623-01A	Methyl tert-butyl ether (MTBE)	70	0.50 µg/L	10/01/08	10/08/08	
	Di-isopropyl Ether (DIPE)	ND	1.0 µg/L	10/01/08	10/08/08	
	Ethyl Tertiary Butyl Ether (ETBE)	ND	1.0 µg/L	10/01/08	10/08/08	
	1,2-Dichloroethane	ND	1.0 µg/L	10/01/08	10/08/08	
	Benzene	ND	0.50 µg/L	10/01/08	10/08/08	
	Tertiary Amyl Methyl Ether (TAME)	ND	1.0 µg/L	10/01/08	10/08/08	
	Toluene	ND	0.50 µg/L	10/01/08	10/08/08	
	1,2-Dibromoethane (EDB)	ND	2.0 µg/L	10/01/08	10/08/08	
	Ethylbenzene	ND	0.50 µg/L	10/01/08	10/08/08	
	m,p-Xylene	ND	0.50 µg/L	10/01/08	10/08/08	
	o-Xylene	ND	0.50 µg/L	10/01/08	10/08/08	
S-2	TPH-P (GRO)	4,100	500 µg/L	10/01/08	10/09/08	
Lab ID :	Tertiary Butyl Alcohol (TBA)	300	50 µg/L	10/01/08	10/09/08	
STR08100623-02A	Methyl tert-butyl ether (MTBE)	720	2.5 µg/L	10/01/08	10/09/08	
	Di-isopropyl Ether (DIPE)	ND	V	5.0 µg/L	10/01/08	10/09/08
	Ethyl Tertiary Butyl Ether (ETBE)	ND	V	5.0 µg/L	10/01/08	10/09/08
	1,2-Dichloroethane	ND	V	5.0 µg/L	10/01/08	10/09/08
	Benzene	170	2.5 µg/L	10/01/08	10/09/08	
	Tertiary Amyl Methyl Ether (TAME)	ND	V	5.0 µg/L	10/01/08	10/09/08
	Toluene	3.8	2.5 µg/L	10/01/08	10/09/08	
	1,2-Dibromoethane (EDB)	ND	V	20 µg/L	10/01/08	10/09/08
	Ethylbenzene	57	2.5 µg/L	10/01/08	10/09/08	
	m,p-Xylene	5.3	2.5 µg/L	10/01/08	10/09/08	
	o-Xylene	2.7	2.5 µg/L	10/01/08	10/09/08	
MW-3	TPH-P (GRO)	800	200 µg/L	10/01/08	10/09/08	
Lab ID :	Tertiary Butyl Alcohol (TBA)	1,100	20 µg/L	10/01/08	10/09/08	
STR08100623-03A	Methyl tert-butyl ether (MTBE)	620	1.0 µg/L	10/01/08	10/09/08	
	Di-isopropyl Ether (DIPE)	3.5	2.0 µg/L	10/01/08	10/09/08	
	Ethyl Tertiary Butyl Ether (ETBE)	ND	V	2.0 µg/L	10/01/08	10/09/08
	1,2-Dichloroethane	94	2.0 µg/L	10/01/08	10/09/08	
	Benzene	95	1.0 µg/L	10/01/08	10/09/08	
	Tertiary Amyl Methyl Ether (TAME)	ND	V	2.0 µg/L	10/01/08	10/09/08
	Toluene	ND	V	1.0 µg/L	10/01/08	10/09/08
	1,2-Dibromoethane (EDB)	ND	V	8.0 µg/L	10/01/08	10/09/08
	Ethylbenzene	1.8	1.0 µg/L	10/01/08	10/09/08	
	m,p-Xylene	ND	V	1.0 µg/L	10/01/08	10/09/08
	o-Xylene	ND	V	1.0 µg/L	10/01/08	10/09/08



Alpha Analytical, Inc.

255 Glendale Ave. • Suite 21 • Sparks, Nevada 89431-5778
(775) 355-1044 • (775) 355-0406 FAX • 1-800-283-1183

Client ID :	TPH-P (GRO)	ND	50 µg/L	10/01/08	10/08/08
MW-4	Tertiary Butyl Alcohol (TBA)	ND	10 µg/L	10/01/08	10/08/08
Lab ID :	Methyl tert-butyl ether (MTBE)	ND	0.50 µg/L	10/01/08	10/08/08
STR08100623-04A	Di-isopropyl Ether (DIPE)	ND	1.0 µg/L	10/01/08	10/08/08
	Ethyl Tertiary Butyl Ether (ETBE)	ND	1.0 µg/L	10/01/08	10/08/08
	1,2-Dichloroethane	ND	1.0 µg/L	10/01/08	10/08/08
	Benzene	ND	0.50 µg/L	10/01/08	10/08/08
	Tertiary Amyl Methyl Ether (TAME)	ND	1.0 µg/L	10/01/08	10/08/08
	Toluene	ND	0.50 µg/L	10/01/08	10/08/08
	1,2-Dibromoethane (EDB)	ND	2.0 µg/L	10/01/08	10/08/08
	Ethylbenzene	ND	0.50 µg/L	10/01/08	10/08/08
	m,p-Xylene	ND	0.50 µg/L	10/01/08	10/08/08
	o-Xylene	ND	0.50 µg/L	10/01/08	10/08/08
Client ID :	TPH-P (GRO)	ND	50 µg/L	10/01/08	10/08/08
MW-5	Tertiary Butyl Alcohol (TBA)	ND	10 µg/L	10/01/08	10/08/08
Lab ID :	Methyl tert-butyl ether (MTBE)	ND	0.50 µg/L	10/01/08	10/08/08
STR08100623-05A	Di-isopropyl Ether (DIPE)	ND	1.0 µg/L	10/01/08	10/08/08
	Ethyl Tertiary Butyl Ether (ETBE)	ND	1.0 µg/L	10/01/08	10/08/08
	1,2-Dichloroethane	ND	1.0 µg/L	10/01/08	10/08/08
	Benzene	ND	0.50 µg/L	10/01/08	10/08/08
	Tertiary Amyl Methyl Ether (TAME)	ND	1.0 µg/L	10/01/08	10/08/08
	Toluene	ND	0.50 µg/L	10/01/08	10/08/08
	1,2-Dibromoethane (EDB)	ND	2.0 µg/L	10/01/08	10/08/08
	Ethylbenzene	ND	0.50 µg/L	10/01/08	10/08/08
	m,p-Xylene	ND	0.50 µg/L	10/01/08	10/08/08
	o-Xylene	ND	0.50 µg/L	10/01/08	10/08/08
Client ID :	TPH-P (GRO)	ND	50 µg/L	10/01/08	10/08/08
MW-7	Tertiary Butyl Alcohol (TBA)	ND	10 µg/L	10/01/08	10/08/08
Lab ID :	Methyl tert-butyl ether (MTBE)	0.66	0.50 µg/L	10/01/08	10/08/08
STR08100623-06A	Di-isopropyl Ether (DIPE)	ND	1.0 µg/L	10/01/08	10/08/08
	Ethyl Tertiary Butyl Ether (ETBE)	ND	1.0 µg/L	10/01/08	10/08/08
	1,2-Dichloroethane	ND	1.0 µg/L	10/01/08	10/08/08
	Benzene	ND	0.50 µg/L	10/01/08	10/08/08
	Tertiary Amyl Methyl Ether (TAME)	ND	1.0 µg/L	10/01/08	10/08/08
	Toluene	ND	0.50 µg/L	10/01/08	10/08/08
	1,2-Dibromoethane (EDB)	ND	2.0 µg/L	10/01/08	10/08/08
	Ethylbenzene	ND	0.50 µg/L	10/01/08	10/08/08
	m,p-Xylene	ND	0.50 µg/L	10/01/08	10/08/08
	o-Xylene	ND	0.50 µg/L	10/01/08	10/08/08
Client ID :	TPH-P (GRO)	ND	50 µg/L	10/01/08	10/08/08
MW-8	Tertiary Butyl Alcohol (TBA)	ND	10 µg/L	10/01/08	10/08/08
Lab ID :	Methyl tert-butyl ether (MTBE)	ND	0.50 µg/L	10/01/08	10/08/08
STR08100623-07A	Di-isopropyl Ether (DIPE)	ND	1.0 µg/L	10/01/08	10/08/08
	Ethyl Tertiary Butyl Ether (ETBE)	ND	1.0 µg/L	10/01/08	10/08/08
	1,2-Dichloroethane	ND	1.0 µg/L	10/01/08	10/08/08
	Benzene	ND	0.50 µg/L	10/01/08	10/08/08
	Tertiary Amyl Methyl Ether (TAME)	ND	1.0 µg/L	10/01/08	10/08/08
	Toluene	ND	0.50 µg/L	10/01/08	10/08/08
	1,2-Dibromoethane (EDB)	ND	2.0 µg/L	10/01/08	10/08/08
	Ethylbenzene	ND	0.50 µg/L	10/01/08	10/08/08
	m,p-Xylene	ND	0.50 µg/L	10/01/08	10/08/08
	o-Xylene	ND	0.50 µg/L	10/01/08	10/08/08



Alpha Analytical, Inc.

255 Glendale Ave. • Suite 21 • Sparks, Nevada 89431-5778
(775) 355-1044 • (775) 355-0406 FAX • 1-800-283-1183

Client ID :	TPH-P (GRO)	780		50 µg/L	10/01/08	10/08/08
EX-1	Tertiary Butyl Alcohol (TBA)	ND		10 µg/L	10/01/08	10/08/08
Lab ID :	Methyl tert-butyl ether (MTBE)	0.83		0.50 µg/L	10/01/08	10/08/08
STR08100623-08A	Di-isopropyl Ether (DIPE)	ND		1.0 µg/L	10/01/08	10/08/08
	Ethyl Tertiary Butyl Ether (ETBE)	ND		1.0 µg/L	10/01/08	10/08/08
	1,2-Dichloroethane	ND		1.0 µg/L	10/01/08	10/08/08
	Benzene	15		0.50 µg/L	10/01/08	10/08/08
	Tertiary Amyl Methyl Ether (TAME)	ND		1.0 µg/L	10/01/08	10/08/08
	Toluene	ND		0.50 µg/L	10/01/08	10/08/08
	1,2-Dibromoethane (EDB)	ND		2.0 µg/L	10/01/08	10/08/08
	Ethylbenzene	4.3		0.50 µg/L	10/01/08	10/08/08
	m,p-Xylene	2.3		0.50 µg/L	10/01/08	10/08/08
	o-Xylene	ND		0.50 µg/L	10/01/08	10/08/08
Client ID :	TPH-P (GRO)	22,000		10,000 µg/L	10/01/08	10/09/08
EX-2	Tertiary Butyl Alcohol (TBA)	ND	V	1,000 µg/L	10/01/08	10/09/08
Lab ID :	Methyl tert-butyl ether (MTBE)	ND	V	50 µg/L	10/01/08	10/09/08
STR08100623-09A	Di-isopropyl Ether (DIPE)	ND	V	100 µg/L	10/01/08	10/09/08
	Ethyl Tertiary Butyl Ether (ETBE)	ND	V	100 µg/L	10/01/08	10/09/08
	1,2-Dichloroethane	ND	V	100 µg/L	10/01/08	10/09/08
	Benzene	5,900		50 µg/L	10/01/08	10/09/08
	Tertiary Amyl Methyl Ether (TAME)	ND	V	100 µg/L	10/01/08	10/09/08
	Toluene	510		50 µg/L	10/01/08	10/09/08
	1,2-Dibromoethane (EDB)	ND	V	400 µg/L	10/01/08	10/09/08
	Ethylbenzene	960		50 µg/L	10/01/08	10/09/08
	m,p-Xylene	2,300		50 µg/L	10/01/08	10/09/08
	o-Xylene	1,100		50 µg/L	10/01/08	10/09/08
Client ID :	TPH-P (GRO)	330		50 µg/L	10/01/08	10/08/08
EX-3	Tertiary Butyl Alcohol (TBA)	ND		10 µg/L	10/01/08	10/08/08
Lab ID :	Methyl tert-butyl ether (MTBE)	ND		0.50 µg/L	10/01/08	10/08/08
STR08100623-10A	Di-isopropyl Ether (DIPE)	ND		1.0 µg/L	10/01/08	10/08/08
	Ethyl Tertiary Butyl Ether (ETBE)	ND		1.0 µg/L	10/01/08	10/08/08
	1,2-Dichloroethane	ND		1.0 µg/L	10/01/08	10/08/08
	Benzene	1.1		0.50 µg/L	10/01/08	10/08/08
	Tertiary Amyl Methyl Ether (TAME)	ND		1.0 µg/L	10/01/08	10/08/08
	Toluene	ND		0.50 µg/L	10/01/08	10/08/08
	1,2-Dibromoethane (EDB)	ND		2.0 µg/L	10/01/08	10/08/08
	Ethylbenzene	ND		0.50 µg/L	10/01/08	10/08/08
	m,p-Xylene	ND		0.50 µg/L	10/01/08	10/08/08
	o-Xylene	ND		0.50 µg/L	10/01/08	10/08/08
Client ID :	TPH-P (GRO)	260		200 µg/L	10/01/08	10/09/08
EX-4	Tertiary Butyl Alcohol (TBA)	25		20 µg/L	10/01/08	10/09/08
Lab ID :	Methyl tert-butyl ether (MTBE)	5.2		1.0 µg/L	10/01/08	10/09/08
STR08100623-11A	Di-isopropyl Ether (DIPE)	ND	V	2.0 µg/L	10/01/08	10/09/08
	Ethyl Tertiary Butyl Ether (ETBE)	ND	V	2.0 µg/L	10/01/08	10/09/08
	1,2-Dichloroethane	ND	V	2.0 µg/L	10/01/08	10/09/08
	Benzene	96		1.0 µg/L	10/01/08	10/09/08
	Tertiary Amyl Methyl Ether (TAME)	ND	V	2.0 µg/L	10/01/08	10/09/08
	Toluene	ND	V	1.0 µg/L	10/01/08	10/09/08
	1,2-Dibromoethane (EDB)	ND	V	8.0 µg/L	10/01/08	10/09/08
	Ethylbenzene	1.5		1.0 µg/L	10/01/08	10/09/08
	m,p-Xylene	ND	V	1.0 µg/L	10/01/08	10/09/08
	o-Xylene	ND	V	1.0 µg/L	10/01/08	10/09/08



Alpha Analytical, Inc.

255 Glendale Ave. • Suite 21 • Sparks, Nevada 89431-5778
(775) 355-1044 • (775) 355-0406 FAX • 1-800-283-1183

Gasoline Range Organics (GRO) C4-C13

V = Reporting Limits were increased due to high concentrations of target analytes.

ND = Not Detected

Reported in micrograms per Liter, per client request.

Roger L. Scholl, Ph.D., Laboratory Director • • Randy Gardner, Laboratory Manager • • Walter Hinchman, Quality Assurance Officer
Sacramento, CA • (916) 366-9089 • Las Vegas, NV • (762) 736-7522 • info@alpha-analytical.com

10/13/08
Report Date

Alpha Analytical, Inc. currently holds appropriate and available California (#2019) and NELAP (01154CA) certifications for the data reported. Test results relate only to reported samples.



Alpha Analytical, Inc.

255 Glendale Ave. • Suite 21 • Sparks, Nevada 89431-5778
(775) 355-1044 • (775) 355-0406 FAX • 1-800-283-1183

VOC Sample Preservation Report

Work Order: STR08100623

Project: USA 57

Alpha's Sample ID	Client's Sample ID	Matrix	pH
08100623-01A	S-1	Aqueous	2
08100623-02A	S-2	Aqueous	2
08100623-03A	MW-3	Aqueous	6
08100623-04A	MW-4	Aqueous	2
08100623-05A	MW-5	Aqueous	2
08100623-06A	MW-7	Aqueous	2
08100623-07A	MW-8	Aqueous	2
08100623-08A	EX-1	Aqueous	6
08100623-09A	EX-2	Aqueous	6
08100623-10A	EX-3	Aqueous	2
08100623-11A	EX-4	Aqueous	2

10/13/08
Report Date

Page 1 of 1



Alpha Analytical, Inc.

255 Glendale Ave. • Suite 21 • Sparks, Nevada 89431-5778
(775) 355-1044 • (775) 355-0406 FAX • 1-800-283-1183

Date:
10-Oct-08

QC Summary Report

Work Order:
08100623

Method Blank

Method Blank		Type	Test Code: EPA Method SW8015B							
File ID: C:\HPCHEM\MS07\DATA\081008\08100805.D		MBLK	Batch ID: MS07W1008B		Analysis Date: 10/08/2008 17:32					
Sample ID: MBLK MS07W1008B	Units: µg/L		Run ID: MSD_07_081008A		Prep Date: 10/08/2008					
Analyte	Result	PQL	SpkVal	SpkRefVal	%REC	LCL(ME)	UCL(ME)	RPDRefVal	%RPD(Limit)	Qual
TPH-P (GRO)	ND	50								
Surr: 1,2-Dichloroethane-d4	8.63		10		86	75	128			
Surr: Toluene-d8	10.3		10		103	80	120			
Surr: 4-Bromofluorobenzene	10.1		10		101	80	120			

Laboratory Control Spike

Laboratory Control Spike		Type	Test Code: EPA Method SW8015B							
File ID: C:\HPCHEM\MS07\DATA\081008\08100803.D		LCS	Batch ID: MS07W1008B		Analysis Date: 10/08/2008 16:50					
Sample ID: GLCS MS07W1008B	Units: µg/L		Run ID: MSD_07_081008A		Prep Date: 10/08/2008					
Analyte	Result	PQL	SpkVal	SpkRefVal	%REC	LCL(ME)	UCL(ME)	RPDRefVal	%RPD(Limit)	Qual
TPH-P (GRO)	406	50	400		101	70	130			
Surr: 1,2-Dichloroethane-d4	8.31		10		83	75	128			
Surr: Toluene-d8	10.1		10		101	80	120			
Surr: 4-Bromofluorobenzene	10.6		10		106	80	120			

Sample Matrix Spike

Sample Matrix Spike		Type	Test Code: EPA Method SW8015B							
File ID: C:\HPCHEM\MS07\DATA\081008\08100810.D		MS	Batch ID: MS07W1008B		Analysis Date: 10/08/2008 19:20					
Sample ID: 08100623-01AGS	Units: µg/L		Run ID: MSD_07_081008A		Prep Date: 10/08/2008					
Analyte	Result	PQL	SpkVal	SpkRefVal	%REC	LCL(ME)	UCL(ME)	RPDRefVal	%RPD(Limit)	Qual
TPH-P (GRO)	1850	250	2000	63.62	89	60	131			
Surr: 1,2-Dichloroethane-d4	42.4		50		85	75	128			
Surr: Toluene-d8	50.5		50		101	80	120			
Surr: 4-Bromofluorobenzene	52.6		50		105	80	120			

Sample Matrix Spike Duplicate

Sample Matrix Spike Duplicate		Type	Test Code: EPA Method SW8015B							
File ID: C:\HPCHEM\MS07\DATA\081008\08100811.D		MSD	Batch ID: MS07W1008B		Analysis Date: 10/08/2008 19:42					
Sample ID: 08100623-01AGSD	Units: µg/L		Run ID: MSD_07_081008A		Prep Date: 10/08/2008					
Analyte	Result	PQL	SpkVal	SpkRefVal	%REC	LCL(ME)	UCL(ME)	RPDRefVal	%RPD(Limit)	Qual
TPH-P (GRO)	1870	250	2000	63.62	90	60	131	1849	1.0(20)	
Surr: 1,2-Dichloroethane-d4	42.8		50		86	75	128			
Surr: Toluene-d8	50.9		50		102	80	120			
Surr: 4-Bromofluorobenzene	53.3		50		107	80	120			

Comments:

Calculations are based off of raw (non-rounded) data. However, for reporting purposes, all QC data is rounded to three significant figures. Therefore, hand calculated values may differ slightly.

Reported in micrograms per Liter, per client request



Alpha Analytical, Inc.

255 Glendale Ave. • Suite 21 • Sparks, Nevada 89431-5778
(775) 355-1044 • (775) 355-0406 FAX • 1-800-283-1183

Date:
10-Oct-08

QC Summary Report

Work Order:
08100623

Method Blank

Method Blank		Type	Test Code: EPA Method SW8260B							
File ID: C:\HPCHEM\MS07\DATA\081008\08100805.D		MBLK	Batch ID: MS07W1008A		Analysis Date: 10/08/2008 17:32					
Sample ID: MBLK MS07W1008A	Units: µg/L		Run ID: MSD_07_081008A		Prep Date: 10/08/2008					
Analyte	Result	PQL	SpkVal	SpkRefVal	%REC	LCL(ME)	UCL(ME)	RPDRefVal	%RPD(Limit)	Qual
Tertiary Butyl Alcohol (TBA)	ND	10								
Methyl tert-butyl ether (MTBE)	ND	0.5								
Di-isopropyl Ether (DIPE)	ND	1								
Ethyl Tertiary Butyl Ether (ETBE)	ND	1								
1,2-Dichloroethane	ND	1								
Benzene	ND	0.5								
Tertiary Amyl Methyl Ether (TAME)	ND	1								
Toluene	ND	0.5								
1,2-Dibromoethane (EDB)	ND	2								
Ethylbenzene	ND	0.5								
m,p-Xylene	ND	0.5								
o-Xylene	ND	0.5								
Surr: 1,2-Dichloroethane-d4	8.63		10		86	75	128			
Surr: Toluene-d8	10.3		10		103	80	120			
Surr: 4-Bromofluorobenzene	10.1		10		101	80	120			

Laboratory Control Spike

Laboratory Control Spike		Type	Test Code: EPA Method SW8260B							
File ID: C:\HPCHEM\MS07\DATA\081008\08100804.D		LCS	Batch ID: MS07W1008A		Analysis Date: 10/08/2008 17:11					
Sample ID: LCS MS07W1008A	Units: µg/L		Run ID: MSD_07_081008A		Prep Date: 10/08/2008					
Analyte	Result	PQL	SpkVal	SpkRefVal	%REC	LCL(ME)	UCL(ME)	RPDRefVal	%RPD(Limit)	Qual
Methyl tert-butyl ether (MTBE)	10.1	0.5	10		101	70	130			
Benzene	11.5	0.5	10		115	70	130			
Toluene	11	0.5	10		110	80	120			
Ethylbenzene	10.7	0.5	10		107	80	120			
m,p-Xylene	10.4	0.5	10		104	70	130			
o-Xylene	10.3	0.5	10		103	70	130			
Surr: 1,2-Dichloroethane-d4	8.42		10		84	75	128			
Surr: Toluene-d8	10.6		10		106	80	120			
Surr: 4-Bromofluorobenzene	10.8		10		108	80	120			

Sample Matrix Spike

Sample Matrix Spike		Type	Test Code: EPA Method SW8260B							
File ID: C:\HPCHEM\MS07\DATA\081008\08100808.D		MS	Batch ID: MS07W1008A		Analysis Date: 10/08/2008 18:38					
Sample ID: 08100623-01AMS	Units: µg/L		Run ID: MSD_07_081008A		Prep Date: 10/08/2008					
Analyte	Result	PQL	SpkVal	SpkRefVal	%REC	LCL(ME)	UCL(ME)	RPDRefVal	%RPD(Limit)	Qual
Methyl tert-butyl ether (MTBE)	112	1.3	50	70.44	82	62	139			
Benzene	53.5	1.3	50	0	107	70	130			
Toluene	52.1	1.3	50	0	104	67	130			
Ethylbenzene	50.9	1.3	50	0	102	70	130			
m,p-Xylene	49.5	1.3	50	0	99	69	130			
o-Xylene	49.2	1.3	50	0	98	70	130			
Surr: 1,2-Dichloroethane-d4	42.5		50		85	75	128			
Surr: Toluene-d8	53.4		50		107	80	120			
Surr: 4-Bromofluorobenzene	55.2		50		110	80	120			

Sample Matrix Spike Duplicate

Sample Matrix Spike Duplicate		Type	Test Code: EPA Method SW8260B							
File ID: C:\HPCHEM\MS07\DATA\081008\08100809.D		MSD	Batch ID: MS07W1008A		Analysis Date: 10/08/2008 18:59					
Sample ID: 08100623-01AMSD	Units: µg/L		Run ID: MSD_07_081008A		Prep Date: 10/08/2008					
Analyte	Result	PQL	SpkVal	SpkRefVal	%REC	LCL(ME)	UCL(ME)	RPDRefVal	%RPD(Limit)	Qual
Methyl tert-butyl ether (MTBE)	119	1.3	50	70.44	97	62	139	111.6	6.2(20)	
Benzene	55.2	1.3	50	0	110	70	130	53.5	3.2(20)	
Toluene	53.3	1.3	50	0	107	67	130	52.07	2.4(20)	
Ethylbenzene	51.5	1.3	50	0	103	70	130	50.88	1.2(20)	
m,p-Xylene	50.8	1.3	50	0	102	69	130	49.45	2.7(20)	
o-Xylene	50.5	1.3	50	0	101	70	130	49.15	2.7(20)	
Surr: 1,2-Dichloroethane-d4	41.8		50		84	75	128			
Surr: Toluene-d8	53.4		50		107	80	120			
Surr: 4-Bromofluorobenzene	54.4		50		109	80	120			



Alpha Analytical, Inc.

255 Glendale Ave. • Suite 21 • Sparks, Nevada 89431-5778
(775) 355-1044 • (775) 355-0406 FAX • 1-800-283-1183

Date:
10-Oct-08

OC Summary Report

Work Order:
08100623

Comments:

Calculations are based off of raw (non-rounded) data. However, for reporting purposes, all QC data is rounded to three significant figures. Therefore, hand calculated values may differ slightly.

Alpha Analytical, Inc.

Phone : (775) 355-1044 FAX : (775) 355-0406

Sample Receipt Checklist

Date Report is due to Client : 10/14/2008

Date of Notice : 10/6/2008 11:15:41

Please take note of any NO check marks. If we receive no response concerning these items within 24 hours of the date of this notice, all of the samples will be analyzed as requested.

Client Name: **Stratus Environmental**

Project ID : **USA 57**

Project Manager: **Scott Bittinger**

Client's EMail: **sbittinger@stratusinc.net**

Work Order Number: **STR08100623**

Client's Phone: **(530) 676-2062**

Client's FAX: **(530) 676-6005**

Date Received: **10/4/2008**

Received by: **Kathryn Murray**

Chain of Custody (COC) Information

Carrier name Alpha Employee

Chain of custody present ?	Yes <input checked="" type="checkbox"/>	<input type="checkbox"/> No	
Custody seals intact on shipping container/cooler ?	Yes <input type="checkbox"/>	<input type="checkbox"/> No	Not Present <input checked="" type="checkbox"/>
Custody seals intact on sample bottles ?	Yes <input type="checkbox"/>	<input type="checkbox"/> No	Not Present <input checked="" type="checkbox"/>
Chain of custody signed when relinquished and received ?	Yes <input checked="" type="checkbox"/>	<input type="checkbox"/> No	
Chain of custody agrees with sample labels ?	Yes <input checked="" type="checkbox"/>	<input type="checkbox"/> No	
Sample ID noted by Client on COC ?	Yes <input checked="" type="checkbox"/>	<input type="checkbox"/> No	
Date and time of collection noted by Client on COC ?	Yes <input checked="" type="checkbox"/>	<input type="checkbox"/> No	
Samplers's name noted on COC ?	Yes <input checked="" type="checkbox"/>	<input type="checkbox"/> No	
Internal Chain of Custody (COC) requested ?	Yes <input type="checkbox"/>	<input checked="" type="checkbox"/> No	
Sub Contract Lab Used :	None <input checked="" type="checkbox"/>	<input type="checkbox"/> See Comments	

Sample Receipt Information

Shipping container/cooler in good condition?	Yes <input checked="" type="checkbox"/>	<input type="checkbox"/> No	Not Present <input type="checkbox"/>
Samples in proper container/bottle?	Yes <input checked="" type="checkbox"/>	<input type="checkbox"/> No	
Sample containers intact?	Yes <input checked="" type="checkbox"/>	<input type="checkbox"/> No	
Sufficient sample volume for indicated test?	Yes <input checked="" type="checkbox"/>	<input type="checkbox"/> No	

Sample Preservation and Hold Time (HT) Information

All samples received within holding time?	Yes <input checked="" type="checkbox"/>	<input type="checkbox"/> No	
Container/Temp Blank temperature in compliance (0-6°C)?	Yes <input checked="" type="checkbox"/>	<input type="checkbox"/> No	Cooler Temperature 4 °C
Water - VOA vials have zero headspace / no bubbles?	Yes <input type="checkbox"/>	<input checked="" type="checkbox"/> No	No VOA vials submitted <input type="checkbox"/>
Sample labels checked for correct preservation?	Yes <input checked="" type="checkbox"/>	<input type="checkbox"/> No	
TOC Water - pH acceptable upon receipt (H2SO4 pH<2)?	Yes <input type="checkbox"/>	<input type="checkbox"/> No	N/A <input checked="" type="checkbox"/>

Analytical Requirement Information

Are non-Standard or Modified methods requested ?	Yes <input type="checkbox"/>	<input checked="" type="checkbox"/> No	
Are there client specific Project requirements ?	Yes <input type="checkbox"/>	<input checked="" type="checkbox"/> No	If YES : see the Chain of Custody (COC)

Comments : For sample 01A, one voa rec'd w/ no sample ID, matched up by sampling time. For samples 02A and 05A, one voa rec'd contains air bubbles >6mm.

Billing Information :

CHAIN-OF-CUSTODY RECORD

CA

Alpha Analytical, Inc.

255 Glendale Avenue, Suite 21 Sparks, Nevada 89431-5778
TEL: (775) 355-1044 FAX: (775) 355-0406

WorkOrder : STR08100623

Report Due By : 5:00 PM On : 14-Oct-08

Client:
Stratus Environmental
3330 Cameron Park Drive
Suite 550
Cameron Park, CA 95682-8861

Report Attention	Phone Number	E-Mail Address
Scott Bittinger	(530) 676-2062 x	sbittinger@stratusinc.net

EDD Required : Yes

Sampled by : CG

PO :
Client's COC # : 024115 Job : USA 57

Cooler Temp	Samples Received	Date Printed
4 °C	04-Oct-08	06-Oct-08

QC Level : S3 = Final Rpt, MBLK, LCS, MS/MSD With Surrogates

Alpha Sample ID	Client Sample ID	Collection Matrix	Collection Date	No. of Bottles			Requested Tests										Sample Remarks						
				Alpha	Sub	TAT	TPHP_W	VOC_W															
STR08100623-01A	S-1	AQ	10/01/08 18:06	5	0	6	GAS-C	BTEX/OXY/ 1,2- DCA/EDB_C															One voa rec'd w/ no sample ID, matched up by sampling time.
STR08100623-02A	S-2	AQ	10/01/08 17:16	5	0	6	GAS-C	BTEX/OXY/ 1,2- DCA/EDB_C															One voa rec'd contains air bubbles >6mm.
STR08100623-03A	MW-3	AQ	10/01/08 16:40	5	0	6	GAS-C	BTEX/OXY/ 1,2- DCA/EDB_C															
STR08100623-04A	MW-4	AQ	10/01/08 13:29	5	0	6	GAS-C	BTEX/OXY/ 1,2- DCA/EDB_C															
STR08100623-05A	MW-5	AQ	10/01/08 13:58	5	0	6	GAS-C	BTEX/OXY/ 1,2- DCA/EDB_C															One voa rec'd contains air bubbles >6mm.
STR08100623-06A	MW-7	AQ	10/01/08 14:39	5	0	6	GAS-C	BTEX/OXY/ 1,2- DCA/EDB_C															
STR08100623-07A	MW-8	AQ	10/01/08 16:12	5	0	6	GAS-C	BTEX/OXY/ 1,2- DCA/EDB_C															
STR08100623-08A	EX-1	AQ	10/01/08 17:38	5	0	6	GAS-C	BTEX/OXY/ 1,2- DCA/EDB_C															

Comments: Samples picked up by Alpha employee on Saturday, kept cold and secure until login on Monday. Frozen ice. Send copy of receipt checklist with final report. :

Signature	Print Name	Company	Date/Time
	K Murray	Alpha Analytical, Inc.	10/6/08 1115

NOTE: Samples are discarded 60 days after results are reported unless other arrangements are made. Hazardous samples will be returned to client or disposed of at client expense. The report for the analysis of the above samples is applicable only to those samples received by the laboratory with this COC. The liability of the laboratory is limited to the amount paid for the report. Matrix Type : AQ(Aqueous) AR(Air) SO(Soil) WS(Waste) DW(Drinking Water) OT(Other) Bottle Type: L-Liter V-Voa S-Soil Jar O-Orbo T-Tedlar B-Brass P-Plastic OT-Other

CHAIN-OF-CUSTODY RECORD

Alpha Analytical, Inc.

255 Glendale Avenue, Suite 21 Sparks, Nevada 89431-5778
 TEL: (775) 355-1044 FAX: (775) 355-0406

CA

WorkOrder : STR08100623
Report Due By : 5:00 PM On : 14-Oct-08

Client:
 Stratus Environmental
 3330 Cameron Park Drive
 Suite 550
 Cameron Park, CA 95682-8861

Report Attention	Phone Number	E-Mail Address
Scott Bittinger	(530) 676-2062 x	sbittinger@stratusinc.net

EDD Required : Yes

Sampled by : CG

PO :
 Client's COC # : 024115 Job : USA 57

Cooler Temp 4 °C Samples Received 04-Oct-08 Date Printed 06-Oct-08

QC Level : S3 = Final Rpt, MBLK, LCS, MS/MSD With Surrogates

Alpha Sample ID	Client Sample ID	Collection Matrix	Collection Date	No. of Bottles			Requested Tests						Sample Remarks			
				Alpha	Sub	TAT	TPHP_W	VOC_W								
STR08100623-09A	EX-2	AQ	10/01/08 18:28	5	0	6	GAS-C	BTEX/OXY/ 1,2-DCA/EDB_C								
STR08100623-10A	EX-3	AQ	10/01/08 15:37	5	0	6	GAS-C	BTEX/OXY/ 1,2-DCA/EDB_C								
STR08100623-11A	EX-4	AQ	10/01/08 15:07	5	0	6	GAS-C	BTEX/OXY/ 1,2-DCA/EDB_C								

Comments: Samples picked up by Alpha employee on Saturday, kept cold and secure until login on Monday. Frozen ice. Send copy of receipt checklist with final report. :

Signature	Print Name	Company	Date/Time
<i>K Murray</i>	K Murray	Alpha Analytical, Inc.	10/6/08 11:5

NOTE: Samples are discarded 60 days after results are reported unless other arrangements are made. Hazardous samples will be returned to client or disposed of at client expense. The report for the analysis of the above samples is applicable only to those samples received by the laboratory with this COC. The liability of the laboratory is limited to the amount paid for the report.
 Matrix Type : AQ(Aqueous) AR(Air) SO(Soil) WS(Waste) DW(Drinking Water) OT(Other) Bottle Type: L-Liter V-Voa S-Soil Jar O-Orbo T-Tedlar B-Brass P-Plastic OT-Other

Billing Information: *Stratus Environmental*

Name 3330 Cameron Park dr
 Address Cameron Park, Ca
 City, State, Zip 95682
 Phone Number (530) 676-6001 Fax _____



Alpha Analytical, Inc.
 255 Glendale Avenue, Suite 21
 Sparks, Nevada 89431-5778
 Phone (775) 355-1044
 Fax (775) 355-0406

Samples Collected From Which State?
 AZ _____ CA NV _____ WA _____
 ID _____ OR _____ OTHER _____

024115

Page # 1 of 1

Client Name <u>USA 57</u>		P.O. # _____		Job # _____		Analyses Required					Required QC Level?				
Address <u>10700 MacArthur Blvd</u>		E-Mail Address _____		Phone # _____							Fax # _____		I II III IV		
City, State, Zip <u>Oakland, Ca</u>		Report Attention <u>Scott Bittinger</u>		Total and type of containers		GPD BTEX 5 AXYS 1,2 DCA EDP					EDD / EDF? YES <input checked="" type="checkbox"/> NO _____				
Time Sampled	Date Sampled	Matrix See Key Below	Sampled by <u>CG</u>	Lab ID Number <small>(Office Use Only)</small>	Sample Description						TAT	Field Filtered	Global ID # <u>T8600101808</u>		
<u>1806</u>	<u>10/01</u>	<u>AQ</u>	<u>CG</u>	<u>STR08100623-01</u>	<u>S-1</u>	<u>STD</u>		<u>5-hcl-v</u>	<input checked="" type="checkbox"/>	<input checked="" type="checkbox"/>	<input checked="" type="checkbox"/>	<input checked="" type="checkbox"/>	<input checked="" type="checkbox"/>		
<u>1716</u>				<u>02</u>	<u>S-2</u>				<input checked="" type="checkbox"/>	<input checked="" type="checkbox"/>	<input checked="" type="checkbox"/>	<input checked="" type="checkbox"/>	<input checked="" type="checkbox"/>		
<u>1640</u>				<u>03</u>	<u>MW-3</u>				<input checked="" type="checkbox"/>	<input checked="" type="checkbox"/>	<input checked="" type="checkbox"/>	<input checked="" type="checkbox"/>	<input checked="" type="checkbox"/>		
<u>1329</u>				<u>04</u>	<u>MW-4</u>				<input checked="" type="checkbox"/>	<input checked="" type="checkbox"/>	<input checked="" type="checkbox"/>	<input checked="" type="checkbox"/>	<input checked="" type="checkbox"/>		
<u>1358</u>				<u>05</u>	<u>MW-5</u>				<input checked="" type="checkbox"/>	<input checked="" type="checkbox"/>	<input checked="" type="checkbox"/>	<input checked="" type="checkbox"/>	<input checked="" type="checkbox"/>		
<u>1439</u>				<u>06</u>	<u>MW-7</u>				<input checked="" type="checkbox"/>	<input checked="" type="checkbox"/>	<input checked="" type="checkbox"/>	<input checked="" type="checkbox"/>	<input checked="" type="checkbox"/>		
<u>1612</u>				<u>07</u>	<u>MW-8</u>				<input checked="" type="checkbox"/>	<input checked="" type="checkbox"/>	<input checked="" type="checkbox"/>	<input checked="" type="checkbox"/>	<input checked="" type="checkbox"/>		
<u>1738</u>				<u>08</u>	<u>EX-1</u>				<input checked="" type="checkbox"/>	<input checked="" type="checkbox"/>	<input checked="" type="checkbox"/>	<input checked="" type="checkbox"/>	<input checked="" type="checkbox"/>		
<u>1828</u>				<u>09</u>	<u>EX-2</u>				<input checked="" type="checkbox"/>	<input checked="" type="checkbox"/>	<input checked="" type="checkbox"/>	<input checked="" type="checkbox"/>	<input checked="" type="checkbox"/>		
<u>1537</u>				<u>10</u>	<u>EX-3</u>				<input checked="" type="checkbox"/>	<input checked="" type="checkbox"/>	<input checked="" type="checkbox"/>	<input checked="" type="checkbox"/>	<input checked="" type="checkbox"/>		
<u>1507</u>				<u>11</u>	<u>EX-4</u>				<input checked="" type="checkbox"/>	<input checked="" type="checkbox"/>	<input checked="" type="checkbox"/>	<input checked="" type="checkbox"/>	<input checked="" type="checkbox"/>		

ADDITIONAL INSTRUCTIONS:

Signature	Print Name	Company	Date	Time
	<u>Chris Grant</u>	<u>Stratus</u>	<u>10-03-08</u>	<u>1425</u>
	<u>LISA deSilva</u>	<u>ALPHA</u>	<u>10-30-07</u>	<u>1425</u>
	<u>LISA deSilva</u>	<u>ALPHA</u>	<u>10-3-07</u>	<u>1600</u>
	<u>K Murray</u>	<u>AM</u>	<u>10/6/08</u>	<u>1100</u>
Relinquished by				
Received by				

*Key: AQ - Aqueous SO - Soil WA - Waste OT - Other AR - Air ** : L-Liter V-Voa S-Soil Jar O-Orbo T-Tedlar B-Brass P-Plastic OT-Other
 NOTE: Samples are discarded 60 days after results are reported unless other arrangements are made. Hazardous samples will be returned to client or disposed of at client expense. The report for the analysis of the above samples is applicable only to those samples received by the laboratory with this coc. The liability of the laboratory is limited to the amount paid for the report.

APPENDIX D

**GEOTRACKER
ELECTRONIC SUBMITTAL INFORMATION**

STATE WATER RESOURCES CONTROL BOARD
GEOTRACKER ESI

UPLOADING A GEO_WELL FILE

SUCCESS

Processing is complete. No errors were found!
Your file has been successfully submitted!

Submittal Type:	GEO_WELL
Submittal Title:	USA 57, GEO_WELL, Fourth Quarter 2008
Facility Global ID:	T0600101808
Facility Name:	USA PETROLEUM
File Name:	GEO_WELL.zip
Organization Name:	Stratus Environmental, Inc.
Username:	STRATUS NOCAL
IP Address:	12.186.106.98
Submittal Date/Time:	11/3/2008 2:47:09 PM
Confirmation Number:	9207936167

Copyright © 2008 State of California

UPLOADING A EDF FILE

SUCCESS

Processing is complete. No errors were found!
Your file has been successfully submitted!

<u>Submittal Type:</u>	GWM_R
<u>Submittal Title:</u>	GW Analytical Report Fourth Quarter 08
<u>Facility Global ID:</u>	T0600101808
<u>Facility Name:</u>	USA PETROLEUM
<u>File Name:</u>	USA 57 4Q08.zip
<u>Organization Name:</u>	Stratus Environmental, Inc.
<u>Username:</u>	STRATUS NOCAL
<u>IP Address:</u>	12.186.106.98
<u>Submittal Date/Time:</u>	11/12/2008 12:44:26 PM
<u>Confirmation Number:</u>	9458876669

[VIEW QC REPORT](#)[VIEW DETECTIONS REPORT](#)