



RECEIVED

Ro 232

JAN 31 2006

ENVIRONMENTAL HEALTH SERVICES

3330 Cameron Park Drive, Ste 550
Cameron Park, California 95682
(530) 676-6004 ~ Fax: (530) 676-6005

January 27, 2006
Project No. 2007-0057-01

Alameda County
FEB 01 2006
Environmental Health

Mr. Barney Chan
Alameda County Health Agency
Department of Environmental Health
1131 Harbor Bay Parkway, 2nd Floor
Alameda, California 94502

Re: Quarterly Groundwater Monitoring Report, Fourth Quarter 2005, for former USA Service Station No. 57, located at 10700 MacArthur Boulevard, Oakland, CA (LOP No. RO0000232)

Dear Mr. Chan:

Stratus Environmental, Inc. (Stratus) is submitting the attached report which presents the results of the fourth quarter 2005 quarterly monitoring and sampling program on behalf of USA Gasoline Corporation (USA) for the former USA Service Station No. 57, located at 10700 MacArthur Boulevard, Oakland, California (Figure 1). This report is in compliance with Alameda County Department of Environmental Health requirements for underground storage tank (UST) investigations.

If you have any questions regarding this report, please contact Gowri Kowtha at (530) 676-6001.

Sincerely,

STRATUS ENVIRONMENTAL INC.
SJCarter
PROFESSIONAL GEOLOGIST
Stephen J. Carter
No. 5577
STATE OF CALIFORNIA
Sr. Project Supervisor

Gowri Kowtha
Gowri S. Kowtha, P.E.
Project Manager

Attachment: Quarterly Groundwater Monitoring Report, Fourth Quarter 2005

cc: Mr. Charles Miller, USA Gasoline Corporation
Mr. Ken Phares, Jay-Phares Corporation
Mr. Peter McIntyre, AEI Consultants

USA GASOLINE QUARTERLY GROUNDWATER MONITORING REPORT

Facility No: 57 Address: 10700 MacArthur Blvd., Oakland, California
USA Gasoline Project Supervisor: Charles Miller
Consulting Co./Contact Person: Stratus Environmental, Inc./ Gowri S. Kowtha, P.E.
Consultant Project No: 2007-0057-01
Primary Agency/Regulatory ID No: Barney Chan, Alameda County Department of Environmental Health / RO0000232

WORK PERFORMED THIS QUARTER (Fourth 2005):

1. Stratus measured groundwater elevations and collected groundwater samples from wells S-1, S-2, MW-3 through MW-5, MW-7, MW-8, and EX-1 through EX-4 on October 24, 2005. Well MW-6 was dry.
2. Stratus compiled and evaluated groundwater monitoring data.
3. Stratus installed DPE extraction wells EX-1 through EX-4 on October 6 and 7, 2005.
4. Stratus prepared and submitted a report for the third quarter 2005 mass removal event (dated November 11, 2005).
5. Stratus prepared and submitted (November 22, 2005) design drawing and pertinent applications to the City of Oakland Fire Department, requesting authorization for construction, installation and operation of the oxygen injection system using iSOC™.
6. Stratus completed the construction and installation of the oxygen injection system during December 2005.
7. Upon approval from the Fire Department, Stratus started the operation of the oxygen injection system on January 18, 2006.

WORK PROPOSED FOR NEXT QUARTER (First 2006):

1. The next sampling event is tentatively scheduled for January 2006. Groundwater samples will be collected for laboratory analysis from wells S-1, S-2, MW-3 through MW-8, and EX-1 through EX-4.
2. Groundwater samples will be analyzed for total petroleum hydrocarbons as gasoline (TPHG) using U.S. Environmental Protection Agency Method (EPA) Method SW8015B/DHS Luft Manual, and for benzene, toluene, ethylbenzene, total xylenes (BTEX), methyl tertiary butyl ether (MTBE), tertiary butyl alcohol (TBA), ethyl tertiary butyl ether (ETBE), di-isopropyl ether (DIPE), tertiary amyl methyl ether (TAME), 1,2-dichloroethane (1,2-DCA), 1,2-dibromoethane (EDB), methanol, and ethanol using EPA Method SW8260B.
3. Stratus will prepare and submit a semi-annual waste discharge report to the East Bay Municipal District documenting the volume of treated groundwater that will discharge to the sanitary sewer during the dual phase extraction events.
4. Stratus will conduct bi-monthly site visits to conduct routine operation and maintenance of the oxygen injection system.

5. Stratus will collect additional groundwater samples from select wells (S-1, S-2, MW-3, MW-7, MW-8, EX-1, EX-2, and EX-3) for analyzing biochemical oxygen demand (BOD), total organic carbon (TOC), nitrates, nitrite, ammonia, total phosphorus, orthophosphate, total iron, ferric iron, and heterotrophic plate counts.
6. Stratus will conduct the first quarter 2006 DPE mass removal event.

Current Phase of Project:	Monitoring / Interim Remediation
Frequency of Groundwater Sampling:	All Wells = Quarterly
Frequency of Groundwater Monitoring:	Quarterly
Groundwater Sampling Date:	October 24, 2005
Is Free Product (FP) Present on Site:	No
FP Recovered This Quarter:	NA
Cumulative FP Recovered to Date:	NA
Approximate Depth to Groundwater:	10.12 to 18.68 feet below top of well casing
Groundwater Flow Direction:	South
Groundwater Gradient:	0.017 ft/ft

DISCUSSION:

At the time of the fourth quarter 2005 monitoring event, groundwater elevations had decreased between 0.57 and 2.90 feet in all wells since the previous monitoring event (July 19, 2005). Depth-to-water measurements were corrected to mean sea level (MSL) and used to construct a groundwater elevation contour map (Figure 2). The groundwater flow direction was generally to the south at an average gradient of 0.017 ft/ft. Radial groundwater flow patterns have been observed during previous monitoring events.

TPHG, benzene, and MTBE were reported in wells S-1, S-2, MW-3, EX-1, EX-2, and EX-4. TPHG and benzene were also reported in well EX-3. The highest concentrations of TPHG (42,000 µg/L), benzene (13,000 µg/L), and MTBE (410 µg/L) were reported in well EX-2. TBA was reported in wells S-2 (33 µg/L), MW-3 (750 µg/L), EX-1 (120 µg/L), and EX-4 (51 µg/L). 1,2-DCA was reported in wells S-1 (2.2 µg/L), S-2 (32 µg/L), and MW-3 (210 µg/L). DIPE, ETBE, TAME, EDB, methanol, or ethanol were not reported in any of the wells. These results are generally consistent with historical analytical data. The laboratory noted that the pH in the samples collected from wells S-1, S-2, MW-3 through MW-5, MW-7, and EX-1 through EX-4 were above the EPA recommended limit of 2. As the reported results for these wells appear to be generally consistent with historical data, it appears that the elevated pH has not affected data quality. Analytical results of TPHG, benzene, and MTBE for groundwater samples collected on October 24, 2005, are presented in Figure 3.

Stratus completed the construction and installation of the oxygen injection system during December 2005. The oxygen injection system was started for continuous operation beginning January 18, 2006. Prior to start-up, groundwater samples from select monitoring wells were collected on January 11, 2006, to establish baseline concentrations of bio-parameters such as BOD, TOC, heterotrophic plate counts, etc. Stratus will continue to operate the oxygen injection, and collect additional groundwater samples from select wells for bio-parameters analysis to evaluate the performance of the oxygen injection system. Details of system start-up, tabulated summaries of analytical results, and a summary of the monitoring plan for the oxygen injection system will be included in the first quarter 2006 groundwater monitoring report.

ATTACHMENTS:

- Table 1 Groundwater Elevation and Analytical Summary
- Table 2 Groundwater Analytical Results for Oxygenates and Additional Compounds
- Figure 1 Site Location Map
- Figure 2 Groundwater Elevation Contour Map (Fourth Quarter 2005)
- Figure 3 Groundwater Analytical Summary (Fourth Quarter 2005)
- Appendix A Field Data Sheets
- Appendix B Sampling and Analysis Procedures
- Appendix C Certified Analytical Reports and Chain-of-Custody Documentation

TABLE 1

GROUNDWATER ELEVATION AND ANALYTICAL SUMMARY

Former USA Service Station No. 57
10700 MacArthur Blvd., Oakland, California

Well Number	Date Collected	Depth to Water (feet)	Well Elevation (ft msl)	Groundwater							Total	
				Elevation (ft msl)	TPHG (µg/L)	TPHD (µg/L)	Benzene (µg/L)	Toluene (µg/L)	Ethylbenzene (µg/L)	Xylenes (µg/L)	MTBE (µg/L)	
S-1	02/12/87						630	4.4	3.5	37	NA	
	03/03/95	13.10	74.74	61.64	910	5,900	260	7.6	16	14	NA	
	07/24/95	12.35		62.39	NA	NA	NA	NA	NA	NA	NA	
	11/22/95	19.30	78.68	59.38	460	6,100	13	0.69	0.99	1.1	460*	
	12/06/95	19.59		59.09	NA	NA	NA	NA	NA	NA	NA	
	01/04/96	19.52		59.16	NA	NA	NA	NA	NA	NA	NA	
	01/31/97	15.07		63.61	1,100	200	11	6	3	6	200*	
	10/10/97	18.90		59.78	530	2,000	<0.5	2.1	<0.5	<2	230*	
	01/20/98	16.79		61.89	1,800	200	<0.5	<0.5	1.5	10	87*	
	04/28/98	8.37		70.31	130	7,300	1.9	3.2	<0.5	<0.5	310*	
	07/31/98	11.61		67.07	310	2,000	0.54	4.6	3.8	0.82	280*	
	06/10/99	14.35		64.33	660	150	0.99	<0.5	<0.5	2.4	80*[1]	
	10/18/00	17.56		61.12	<50	330	<0.5	0.93	<0.5	<0.5	44	
	03/12/02	16.29		62.39	500	<50	2.8	4.8	0.79	4.4	63	
	11/19/02	19.53		59.15	190	NA	<0.50	<0.50	<0.50	<0.50	190	
	01/09/03	18.14		60.54	510	NA	1.1	<0.50	0.52	<0.50	11	
	04/14/03	18.04		60.64	300	NA	<1.0[2]	<1.0[2]	<1.0[2]	<1.0[2]	27	
	07/21/03	20.31		58.37	300	NA	<0.50	<0.50	<0.50	<0.50	11	
	10/09/03	19.46		59.22	390	NA	<0.50	<0.50	<0.50	<0.50	8.8	
	01/15/04	18.21	79.66	61.45	200	NA	<0.50	<0.50	<0.50	<0.50	6.0	
04/08/04	19.29		60.37	140	NA	<0.50	<0.50	<0.50	<0.50	12		
08/10/04	18.86		60.80	110	NA	4.6	<0.50	<0.50	0.51	73		
11/11/04	19.81		59.85	160	NA	<0.50	<0.50	<0.50	<0.50	150		
01/19/05	18.12		61.54	440	NA	<0.50	<0.50	1.4	<0.50	140		
04/14/05	13.94		65.72	320	NA	<0.50	<0.50	<0.50	<0.50	120		
07/19/05	14.11		65.55	240	NA	6.1	<0.50	0.60	<0.50	60		
10/24/05	16.53		63.13	320	NA	5.0	<0.50	1.1	<0.50	37		

TABLE 1

GROUNDWATER ELEVATION AND ANALYTICAL SUMMARY

Former USA Service Station No. 57
10700 MacArthur Blvd., Oakland, California

Well Number	Date Collected	Depth to Water (feet)	Well Elevation (ft msl)	Groundwater Elevation (ft msl)	TPHG (µg/L)	TPHD (µg/L)	Benzene (µg/L)	Toluene (µg/L)	Ethylbenzene (µg/L)	Total Xylenes (µg/L)	MTBE (µg/L)
S-2	02/12/87		Sheen				3,400	3,800	1,300	11,000	NA
	03/03/95	15.39	76.86	61.47	24,000	6,000	1,900	440	600	2,500	NA
	07/24/95	14.47		62.39	NA	NA	NA	NA	NA	NA	NA
Sheen	11/22/95	21.52	80.93	59.41	NA	NA	NA	NA	NA	NA	NA
	12/06/95	21.78		59.15	NA	NA	NA	NA	NA	NA	NA
	01/04/96	21.75		59.18	NA	NA	NA	NA	NA	NA	NA
	01/31/97	17.25		63.68	NA	NA	NA	NA	NA	NA	NA
Sheen	10/10/97	21.21		59.72	13,000	<50	260	38	190	280	600*
Sheen	01/20/98	19.07		61.86	1,900	2,300	4.6	6.3	<0.5	4.6	190*
	04/28/98	10.47		70.46	22,000	<100	980	160	320	680	570*
	07/31/98	13.71		67.22	160,000	<50	950	290	550	1,700	550*
	11/02/98	17.31		63.62	14,000	<500	170	70	170	230	490*
	06/10/99	16.48		64.45	17,000	<50	650	230	<25	750	490*[1]
	10/18/00	19.70		61.23	4,400	<50	2	64	5.1	12	270
	03/12/02	18.56		62.37	5,100	660	62	44	52	78	430
	11/19/02	21.70		59.23	26,000	NA	1,400	180	520	340	750
	01/09/03	20.37		60.56	16,000	NA	120	32	76	214	270
	04/14/03	19.93		61.00	16,000	NA	160	76	210	290	400
	07/21/03	22.00		58.93	9,700	NA	270	90	200	277	410
	10/09/03	21.58		59.35	10,000	NA	39	9.2	52	26.5	180
	01/15/04	20.44	81.90	61.46	6,300	NA	21	<2.0 [3]	20	3.1	130
	04/08/04	17.15		64.75	13,000	NA	160	76	170	231	430
	08/10/04	20.98		60.92	10,000	NA	76	13	<5.0[3]	500	92
	11/11/04	21.95		59.95	20,000	NA	530	240	370	1,730	420
	01/19/05	20.33		61.57	17,000	NA	590	150	250	990	580
	04/14/05	16.17		65.73	20,000	NA	830	230	570	1,980	510
	07/19/05	16.25		65.65	970	NA	48	13	16	57	72
	10/24/05	18.07		63.83	1,200	NA	100	13	52	41	69

TABLE 1

GROUNDWATER ELEVATION AND ANALYTICAL SUMMARY

Former USA Service Station No. 57
10700 MacArthur Blvd., Oakland, California

Well Number	Date Collected	Depth to Water (feet)	Well Elevation (ft msl)	Groundwater							Total	
				Elevation (ft msl)	TPHG (µg/L)	TPHD (µg/L)	Benzene (µg/L)	Toluene (µg/L)	Ethylbenzene (µg/L)	Xylenes (µg/L)	MTBE (µg/L)	
MW-3	03/03/95	13.99	76.30	62.31	2,500	1,600	540	92	36	200	NA	
	07/24/95	13.33		62.97	NA	NA	NA	NA	NA	NA	NA	
	11/22/95	20.94	80.32	59.38	14,000	5,400	5,700	230	430	650	820*	
	12/06/95	17.48		62.84	NA	NA	NA	NA	NA	NA	NA	
	01/04/96	20.01		60.31	NA	NA	NA	NA	NA	NA	NA	
	01/31/97	16.63		63.69	1,100	<50	130	8	5	5	NA	
	10/10/97	20.62		59.70	3,400	1,100	830	4	100	<10	160*	
	01/20/98	15.40		64.92	3,900	550	7.9	4.1	<0.5	3.7	<5.0*	
	04/28/98	10.51		69.81	800	1,000	82	5.2	5.7	5.4	240*	
	07/31/98	13.46		66.86	2,200	610	510	7.6	16	5.27	310*	
	11/02/98	17.11		63.21	4,900	1,600	220	16	13	13.7	180*	
	06/10/99	15.24		65.08	1,000	120	<0.5	<0.5	<0.5	1.1	120*[1]	
	10/18/00	15.41		64.91	<50	<50	<0.5	<0.5	<0.5	<0.5	12	
	04/08/04	13.70		66.62	<50	NA	<0.50	<0.50	<0.50	<0.50	19	
	08/10/04	16.96		63.36	580	NA	19	<1.0[3]	<1.0[3]	3.3	300	
	11/11/04	17.40		62.92	3,000	NA	810	<5.0[3]	43	<5.0[3]	690	
	01/19/05	13.28		67.04	92	NA	18	<0.50	0.77	<0.50	17	
	04/14/05	8.73		71.59	<50	NA	0.52	<0.50	<0.50	<0.50	11	
	07/19/05	11.94		68.38	390	NA	82	2.3	1.8	9.2	200	
	10/24/05	14.70	77.27	62.57	2,100	NA	460	6.9	7.7	11.9	300	

TABLE 1

GROUNDWATER ELEVATION AND ANALYTICAL SUMMARY

Former USA Service Station No. 57
10700 MacArthur Blvd., Oakland, California

Well Number	Date Collected	Depth to Water (feet)	Well Elevation (ft msl)	Groundwater			Benzene (µg/L)	Toluene (µg/L)	Ethylbenzene (µg/L)	Total Xylenes (µg/L)	MTBE (µg/L)
				Elevation (ft msl)	TPHG (µg/L)	TPHD (µg/L)					
MW-4	11/22/95	14.99	76.42	61.43	<50	200	<0.5	1.5	<0.5	1.7	6.4*
	12/06/95	11.21		65.21	NA	NA	NA	NA	NA	NA	NA
	01/04/96	14.62		61.80	NA	NA	NA	NA	NA	NA	NA
	01/31/97	8.18		68.24	<50	<50	<0.5	2	<0.5	2	11*
	10/10/97	14.14		62.28	<50	<50	<0.5	<0.5	<0.5	<2	<5.0*
	01/20/98	7.05		69.37	<50	<50	<0.5	<0.5	<0.5	<0.5	<5.0*
	04/28/98	5.88		70.54	<50	<50	<0.5	<0.5	<0.5	<0.5	<5.0*
	07/31/98	8.40		68.02	<50	<50	<0.5	<0.5	<0.5	<0.5	<5.0*
	11/02/98	16.08		60.34	NA	NA	NA	NA	NA	NA	NA
	06/10/99	14.81		61.61	NA	NA	NA	NA	NA	NA	NA
	10/18/00	12.71		63.71	<50	<50	<0.5	0.59	0.82	0.53	<5.0*
	03/12/02	8.92		67.50	<50	<50	<0.5	0.61	0.72	2.5	1.8
	11/19/02	13.24		-13.24	<50	NA	<0.50	<0.50	<0.50	<0.50	<0.50
	01/09/03	11.00		-11.00	<50	NA	<0.50	<0.50	<0.50	<0.50	<0.50
	04/14/03	11.03		-11.03	<50	NA	<0.50	<0.50	<0.50	<0.50	<0.50
	07/21/03	13.10		-13.10	<50	NA	<0.50	<0.50	<0.50	<0.50	<0.50
	10/09/03	13.33		-13.33	<50	NA	<0.50	<0.50	<0.50	<0.50	<0.50
	01/15/04	12.14		-12.14	<50	NA	<0.50	<0.50	<0.50	<0.50	<0.50
	04/08/04	10.76		65.66	<50	NA	<0.50	<0.50	<0.50	<0.50	<0.50
	08/10/04	12.62		63.80	<50	NA	<0.50	<0.50	<0.50	<0.50	<0.50
11/11/04	11.93		64.49	<50	NA	<0.50	<0.50	<0.50	<0.50	<0.50	
01/19/05	10.34		66.08	<50	NA	<0.50	<0.50	<0.50	<0.50	<0.50	
04/14/05	5.66		[4]	NM	<50	NA	<0.50	<0.50	<0.50	<0.50	<0.50
07/19/05	7.55		[4]	NM	<50	NA	<0.50	<0.50	<0.50	<0.50	<0.50
10/24/05	10.12		76.26	66.14	<50	NA	<0.50	<0.50	<0.50	<0.50	<0.50

TABLE 1

GROUNDWATER ELEVATION AND ANALYTICAL SUMMARY

Former USA Service Station No. 57
10700 MacArthur Blvd., Oakland, California

Well Number	Date Collected	Depth to Water (feet)	Well Elevation (ft msl)	Groundwater Elevation (ft msl)	TPHG (µg/L)	TPHD (µg/L)	Benzene (µg/L)	Toluene (µg/L)	Ethylbenzene (µg/L)	Total Xylenes (µg/L)	MTBE (µg/L)
MW-5	11/22/95	19.56	80.52	60.96	<50	280	<0.5	1.8	<0.5	3	2.2*
	12/06/95	15.84		64.68	NA	NA	NA	NA	NA	NA	NA
	01/04/96	19.36		61.16	NA	NA	NA	NA	NA	NA	NA
	01/31/97	13.31		67.21	80	<50	<0.5	0.6	<0.5	2	6*
	10/10/97	17.80		62.72	<50	<50	<0.5	<0.5	<0.5	<2	<5*
	01/20/98	12.58		67.94	<50	<50	<0.5	<0.5	<0.5	<0.5	<5.0*
	04/28/98	9.45		71.07	<50	<50	<0.5	<0.5	<0.5	<0.5	<5.0*
	07/31/98	7.38		73.14	<50	<50	<0.5	<0.5	<0.5	<0.5	<5.0*
	11/02/98	15.98		64.54	<50	<500	<0.5	<0.5	<0.5	<0.5	<5.0*
	06/10/99	14.60		65.92	NA	NA	NA	NA	NA	NA	NA
	10/18/00	17.77		62.75	<50	<50	<0.5	0.75	<0.5	0.79	28
	03/12/02	15.72		64.80	<50	<50	<0.5	<0.5	<0.5	<0.5	<5.0*
	11/19/02	NM		NM							Well Damaged
	01/09/03	NM		NM							Well Damaged
	04/14/03	NM		NM							Well Damaged
	07/21/03	NM		NM							Well Damaged
	10/09/03	NM		NM							Well Damaged
	01/15/04	NM		NM							Well Damaged
	04/08/04	16.80		63.72	<100	NA	<0.50	<0.50	<0.50	<0.50	<0.50
	08/10/04	18.58		61.94	89	NA	<0.50	<0.50	<0.50	<0.50	<0.50
	11/11/04	NM		NM							Well Damaged
	01/19/05	NM		NM							Well Damaged
	04/14/05	10.57	[4]	NM	<50	NA	<0.50	<0.50	<0.50	<0.50	<0.50
	07/19/05	11.77	[4]	NM	<100[2]	NA	<0.50	<0.50	<0.50	<0.50	<0.50
	10/24/05	14.29	80.78	66.49	<50	NA	<0.50	<0.50	<0.50	<0.50	<0.50

TABLE 1

GROUNDWATER ELEVATION AND ANALYTICAL SUMMARY

Former USA Service Station No. 57
10700 MacArthur Blvd., Oakland, California

Well Number	Date Collected	Depth to Water (feet)	Well Elevation (ft msl)	Groundwater Elevation (ft msl)	TPHG (µg/L)	TPHD (µg/L)	Benzene (µg/L)	Toluene (µg/L)	Ethylbenzene (µg/L)	Total Xylenes (µg/L)	MTBE (µg/L)
MW-6	11/22/95	21.73	81.64	59.91	<50	140	<0.5	1.2	<0.5	1.5	5.3*
	12/06/95	18.03		63.61	NA	NA	NA	NA	NA	NA	NA
	01/04/96	21.67		59.97	NA	NA	NA	NA	NA	NA	NA
	01/31/97	16.01		65.63	70	<50	<0.5	2	<0.5	<1	5*
	10/10/97	20.55		61.09	80	<50	<0.5	<0.5	<0.5	<2	<5*
	01/20/98	15.74		65.90	<50	<50	<0.5	<0.5	<0.5	<0.5	<5.0*
	04/28/98	10.78		70.86	<50	<50	<0.5	<0.5	<0.5	<0.5	<5.0*
	07/31/98	13.97		67.67	<50	<50	<0.5	<0.5	<0.5	<0.5	<5.0*
	11/02/98	17.97		63.67	NA	NA	NA	NA	NA	NA	NA
	06/10/99	16.92		64.72	NA	NA	NA	NA	NA	NA	NA
	10/18/00	NM		NM					Unable to Locate		
	03/12/02	NM		NM					Unable to Locate		
	11/19/02	NM		NM					Unable to Locate		
	01/09/03	NM		NM					Unable to Locate		
	04/14/03	NM		NM					Unable to Locate		
	07/21/03	NM		NM					Unable to Locate		
	10/19/03	NM		NM					Unable to Locate		
	01/15/04	NM		NM					Unable to Locate		
	04/08/04	NM		NM					Well Obstructed - Not Sampled		
	08/10/04	NM		NM					Well Obstructed - Not Sampled		
	11/11/04	NM		NM					Well Obstructed - Not Sampled		
	01/19/05	NM		NM					Well Obstructed - Not Sampled		
	04/14/05	15.78		65.86	<50	NA	<0.50	<0.50	<0.50	<0.50	<0.50
07/19/05	NM		NM					Well Obstructed - Not Sampled			
10/24/05	NM		82.32	NM				Well Obstructed - Not Sampled			

TABLE 1

GROUNDWATER ELEVATION AND ANALYTICAL SUMMARY

Former USA Service Station No. 57
10700 MacArthur Blvd., Oakland, California

Well Number	Date Collected	Depth to Water (feet)	Well Elevation (ft msl)	Groundwater							Total	
				Elevation (ft msl)	TPHG (µg/L)	TPHD (µg/L)	Benzene (µg/L)	Toluene (µg/L)	Ethylbenzene (µg/L)	Xylenes (µg/L)	MTBE (µg/L)	
MW-7	11/22/95	19.38	78.86	59.48	<50	180	<0.5	0.57	<0.5	0.62	0.73*	
	12/06/95	19.72		59.14	NA	NA	NA	NA	NA	NA	NA	
	01/04/96	19.76		59.10	NA	NA	NA	NA	NA	NA	NA	
	01/31/97	15.25		63.61	70	<50	0.7	1	<0.5	<1	8*	
	10/10/97	19.03		59.83	<50	<50	<0.5	<0.5	<0.5	<2	15*	
	01/20/98	17.11		61.75	<50	<50	<0.5	<0.5	<0.5	<0.5	<5.0*	
	04/28/98	8.22		70.64	<50	<50	<0.5	<0.5	<0.5	<0.5	9.3*	
	07/31/98	11.53		67.33	<50	<50	<0.5	<0.5	<0.5	<0.5	<5.0*	
	11/02/98	15.15		63.71	NA	NA	NA	NA	NA	NA	NA	
	06/10/99	14.23		64.63	NA	NA	NA	NA	NA	NA	NA	
	10/18/00	17.59	61.27	NA	<50	<0.5	<0.5	<0.5	<0.5	<5.0*		
	03/12/02	16.54	62.32	<50	<50	<0.5	<0.5	<0.5	<0.5	2.9		
	11/19/02	19.59	-19.59	<50	NA	<0.50	<0.50	<0.50	<0.50	3.8		
	01/09/03	18.38	-18.38	<50	NA	<0.50	<0.50	<0.50	<0.50	2.7		
	04/14/03	18.17	-18.17	<50	NA	<0.50	<0.50	<0.50	<0.50	<0.50		
	07/21/03	20.29	-20.29	<50	NA	<0.50	<0.50	<0.50	<0.50	1.8		
	10/09/03	19.48	-19.48	<50	NA	<0.50	<0.50	<0.50	<0.50	2.9		
	01/15/04	18.45	79.81	61.36	<50	NA	<0.50	<0.50	<0.50	<0.50	2.6	
	04/08/04	17.28		62.53	<50	NA	<0.50	<0.50	<0.50	<0.50	0.81	
	08/10/04	18.85		60.96	<50	NA	<0.50	<0.50	<0.50	<0.50	2.1	
11/11/04	19.85	59.96		<50	NA	<0.50	<0.50	<0.50	<0.50	1.0		
01/19/05	19.59	60.22		<50	NA	<0.50	<0.50	<0.50	<0.50	1.5		
04/14/05	14.17	65.64		<50	NA	<0.50	<0.50	<0.50	<0.50	<0.50		
07/19/05	14.16	65.65		<50	NA	<0.50	<0.50	<0.50	<0.50	1.9		
10/24/05	16.65	63.16		<50	NA	<0.50	<0.50	<0.50	<0.50	<0.50		

TABLE 1

GROUNDWATER ELEVATION AND ANALYTICAL SUMMARY

Former USA Service Station No. 57
10700 MacArthur Blvd., Oakland, California

Well Number	Date Collected	Depth to Water (feet)	Well Elevation (ft msl)	Groundwater							Total Xylenes (µg/L)	MTBE (µg/L)
				Elevation (ft msl)	TPHG (µg/L)	TPHD (µg/L)	Benzene (µg/L)	Toluene (µg/L)	Ethylbenzene (µg/L)			
MW-8	11/22/95	33.33	79.55	46.22	<50	360	<0.5	1.3	<0.5	2.1	2.1*	
	12/06/95	17.57		61.98	NA	NA	NA	NA	NA	NA	NA	
	01/04/96	20.08		59.47	NA	NA	NA	NA	NA	NA	NA	
	01/31/97	18.72		60.83	80	<50	0.6	1	<0.5	1	8*	
	10/10/97	20.26		59.29	50	<50	<0.5	<0.5	<0.5	<2	<5*	
	01/20/98	15.91		63.64	<50	<50	<0.5	<0.5	<0.5	<0.5	<5.0*	
	04/28/98	10.39		69.16	<50	<50	<0.5	<0.5	<0.5	<0.5	<5.0*	
	07/31/98	12.93		66.62	<50	<50	<0.5	<0.5	<0.5	<0.5	<5.0*	
	11/02/98	16.90		62.65	<50	<500	<0.5	<0.5	<0.5	<0.5	<5.0*	
	06/10/99	14.98		64.57	NA	NA	NA	NA	NA	NA	NA	
	10/18/00	16.27		63.28	<50	<50	<0.5	<0.5	1.1	6.3	8.6*	
	03/12/02	14.56		64.99	<50	<50	<0.5	0.63	0.55	1.7	0.94	
	11/19/02	21.14		-21.14	<50	NA	<0.50	<0.50	<0.50	<0.50	<0.50	
	01/09/03	17.90		-17.90	<50	NA	<0.50	<0.50	<0.50	<0.50	<0.50	
	04/14/03	17.84		-17.84	<50	NA	<0.50	<0.50	<0.50	<0.50	<0.50	
	07/21/03	19.79		-19.79	<100[2]	NA	<0.50	<0.50	<0.50	<0.50	<0.50	
	10/09/03	21.02		-21.02	<50	NA	<0.50	<0.50	<0.50	<0.50	<0.50	
	01/15/04	18.10	80.50	62.40	<50	NA	<0.50	<0.50	<0.50	<0.50	<0.50	
	04/08/04	17.51		62.99	<50	NA	<0.50	<0.50	<0.50	<0.50	<0.50	
	08/10/04	20.76		59.74	<50	NA	<0.50	<0.50	<0.50	<0.50	<0.50	
11/11/04	21.38	59.12		<50	NA	<0.50	<0.50	<0.50	<0.50	<0.50		
01/19/05	17.20	63.30		<50	NA	<0.50	<0.50	<0.50	<0.50	<0.50		
04/14/05	12.68	67.82		<50	NA	<0.50	<0.50	<0.50	<0.50	<0.50		
07/19/05	15.78	64.72		<50	NA	<0.50	<0.50	<0.50	<0.50	<0.50		
10/24/05	18.68	61.82		<50	NA	<0.50	<0.50	<0.50	<0.50	<0.50		

TABLE 1

GROUNDWATER ELEVATION AND ANALYTICAL SUMMARY

Former USA Service Station No. 57
10700 MacArthur Blvd., Oakland, California

Well Number	Date Collected	Depth to Water (feet)	Well Elevation (ft msl)	Groundwater Elevation (ft msl)	TPHG (µg/L)	TPHD (µg/L)	Benzene (µg/L)	Toluene (µg/L)	Ethylbenzene (µg/L)	Total Xylenes (µg/L)	MTBE (µg/L)
EX-1	10/24/05	14.37	77.72	63.35	5,000	NA	140	8.4	20	195	360
EX-2	10/24/05	16.00	76.96	60.96	42,000	NA	13,000	1,300	1,300	2,580	410
EX-3	10/24/05	14.85	78.87	63.02	20,000	NA	220	21	660	3,110	<10[3]
EX-4	10/24/05	14.93	77.96	63.03	1,900	NA	390	69	8.8	90	11

Note:

* = MTBE analyzed using EPA Method 8020/8021B

MTBE = Methyl tert-butyl ether

TPHD = Total petroleum hydrocarbons as diesel

TPHG = Total petroleum hydrocarbons as gasoline

TPHG analyzed using EPA Method 8015B and the remaining analytes using EPA Method 8260B

msl = Mean sea level
µg/L = micrograms per liter

NA = Not analyzed
NM = Not measured

[1] Laboratory indicates the chromatogram does not match the diesel hydrocarbon range pattern.
[2] Reporting limits were increased due to sample foaming.
[3] Reporting limits were increased due to high concentrations of target analytes.
[4] Casing elevation invalid - well casing modified (cut) on April 12, 2005.

Monitoring wells surveyed by Morrow Surveying on February 10, 2004, and again on November 29, 2005.

Data prior to November 19, 2002 provided by GHH Engineering.

TABLE 2

**GROUNDWATER ANALYTICAL RESULTS
FOR OXYGENATES AND ADDITIONAL COMPOUNDS**

Former USA Service Station No. 57
10700 MacArthur Blvd., Oakland, California

Well Number	Date Collected	MTBE (µg/L)	TBA (µg/L)	DIPE (µg/L)	ETBE (µg/L)	TAME (µg/L)	1,2-DCA (µg/L)	EDB (µg/L)	Methanol (µg/L)	Ethanol (µg/L)
S-1	11/19/02	190	<10	<1.0	<1.0	<1.0	NA	NA	NA	NA
	01/09/03	11	<5.0	<1.0	<1.0	<1.0	NA	NA	NA	NA
	04/14/03	27	<20[2]	<2.0[2]	<2.0[2]	<2.0[2]	NA	NA	NA	NA
	07/21/03	11	<10[2]	<1.0	<1.0	<1.0	NA	NA	NA	NA
	10/09/03	8.8	6.4	<1.0	<1.0	<1.0	<1.0	<2.0	NA	NA
	01/15/04	6.0	10	<1.0	<1.0	<1.0	<1.0	<2.0	NA	NA
	04/08/04	12	8.5	<1.0	<1.0	<1.0	<1.0	<2.0	<5,000	<5,000
	08/10/04	73	28	<1.0	<1.0	<1.0	16	<2.0	<5,000	<5,000
	11/11/04	150	14	<1.0	<1.0	<1.0	7.3	<2.0	<5,000	<5,000
	01/19/05	140	14	<1.0	<1.0	<1.0	3.8	<2.0	<5,000	<5,000
	04/14/05	120	10	<1.0	<1.0	<1.0	1.4	<2.0	<5,000	<5,000
	07/19/05	60	11	<1.0	<1.0	<1.0	9.6	<2.0	<5,000	<5,000
10/24/05	37	<10	<1.0	<1.0	<1.0	2.2	<2.0	<5,000	<5,000	

TABLE 2

**GROUNDWATER ANALYTICAL RESULTS
FOR OXYGENATES AND ADDITIONAL COMPOUNDS**

Former USA Service Station No. 57
10700 MacArthur Blvd., Oakland, California

Well Number	Date Collected	MTBE (µg/L)	TBA (µg/L)	DIPE (µg/L)	ETBE (µg/L)	TAME (µg/L)	1,2-DCA (µg/L)	EDB (µg/L)	Methanol (µg/L)	Ethanol (µg/L)
S-2	11/19/02	750	<200[1]	<20[1]	<20[1]	<20[1]	NA	NA	NA	NA
	01/09/03	270	<100[1]	<10[1]	<10[1]	<10[1]	NA	NA	NA	NA
	04/14/03	400	95	<5.0[1]	<5.0[1]	<5.0[1]	NA	NA	NA	NA
	07/21/03	410	110	<5.0[1]	<5.0[1]	<5.0[1]	NA	NA	NA	NA
	10/09/03	180	57	<5.0[1]	<5.0[1]	<5.0[1]	<5.0[1]	<20[1]	NA	NA
	01/15/04	130	48	<4.0[1]	<4.0[1]	<4.0[1]	<4.0[1]	<16[1]	NA	NA
	04/08/04	430	130	<5.0[1]	<5.0[1]	<5.0[1]	<5.0[1]	<20[1]	<5,000	<5,000
	08/10/04	92	<100[1]	<10[1]	<10[1]	<10[1]	74	<40[1]	<5,000	<5,000
	11/11/04	420	<200[1]	<20[1]	<20[1]	<20[1]	<20[1]	<80[1]	<5,000	<5,000
	01/19/05	580	200	<5.0[1]	<5.0[1]	<5.0[1]	8.2	<20[1]	<5,000	<5,000
	04/14/05	510	150	<10[1]	<10[1]	<10[1]	<10[1]	<40[1]	<5,000	<5,000
	07/19/05	72	37	<1.0	<1.0	<1.0	38	<2.0	<5,000	<5,000
10/24/05	69	33	<1.0	<1.0	<1.0	35	<4.0[1]	<5,000	<5,000	

TABLE 2

**GROUNDWATER ANALYTICAL RESULTS
FOR OXYGENATES AND ADDITIONAL COMPOUNDS**

Former USA Service Station No. 57
10700 MacArthur Blvd., Oakland, California

Well Number	Date Collected	MTBE (µg/L)	TBA (µg/L)	DIPE (µg/L)	ETBE (µg/L)	TAME (µg/L)	1,2-DCA (µg/L)	EDB (µg/L)	Methanol (µg/L)	Ethanol (µg/L)
MW-3	04/08/04	19	7.6	<1.0	<1.0	<1.0	<1.0	<2.0	<5,000	<5,000
	08/10/04	300	2,000	2.2	<2.0[1]	<2.0[1]	270	<8.0[1]	<5,000	<5,000
	11/11/04	690	1,400	<10[1]	<10[1]	<10[1]	140	<40[1]	<5,000	<5,000
	01/19/05	17	19	<1.0	<1.0	<1.0	1.4	<2.0	<5,000	<5,000
	04/14/05	11	25	<1.0	<1.0	<1.0	6.2	<2.0	<5,000	<5,000
	07/19/05	200	1,000	<2.0[1]	<2.0[1]	<2.0[1]	240	<8.0[1]	<5,000	<5,000
	10/24/05	300	750	<5.0[1]	<5.0[1]	<5.0[1]	210	<20[1]	<5,000	<5,000
MW-4	11/19/02	<0.50	<5.0	<1.0	<1.0	<1.0	NA	NA	NA	NA
	01/09/03	<0.50	<5.0	<1.0	<1.0	<1.0	NA	NA	NA	NA
	04/14/03	<0.50	<5.0	<1.0	<1.0	<1.0	NA	NA	NA	NA
	07/21/03	<0.50	<5.0	<1.0	<1.0	<1.0	NA	NA	NA	NA
	10/09/03	<0.50	<5.0	<1.0	<1.0	<1.0	<1.0	<2.0	NA	NA
	01/15/04	<0.50	7.8	<1.0	<1.0	<1.0	<1.0	<2.0	NA	NA
	04/08/04	<0.50	<10	<1.0	<1.0	<1.0	<1.0	<2.0	<5,000	<5,000
	08/10/04	<0.50	<10	<1.0	<1.0	<1.0	<1.0	<2.0	<5,000	<5,000
	11/11/04	<0.50	<10	<1.0	<1.0	<1.0	<1.0	<2.0	<5,000	<5,000
	01/19/05	<0.50	<10	<1.0	<1.0	<1.0	<1.0	<2.0	<5,000	<5,000
	04/14/05	<0.50	<10	<1.0	<1.0	<1.0	<1.0	<2.0	<5,000	<5,000
07/19/05	<0.50	<10	<1.0	<1.0	<1.0	<1.0	<2.0	<5,000	<5,000	
10/24/05	<0.50	<10	<1.0	<1.0	<1.0	<1.0	<2.0	<5,000	<5,000	

TABLE 2

**GROUNDWATER ANALYTICAL RESULTS
FOR OXYGENATES AND ADDITIONAL COMPOUNDS**

Former USA Service Station No. 57
10700 MacArthur Blvd., Oakland, California

Well Number	Date Collected	MTBE (µg/L)	TBA (µg/L)	DIPE (µg/L)	ETBE (µg/L)	TAME (µg/L)	1,2-DCA (µg/L)	EDB (µg/L)	Methanol (µg/L)	Ethanol (µg/L)
MW-5	11/19/02					Well Damaged				
	01/09/03					Well Damaged				
	04/14/03					Well Damaged				
	07/21/03					Well Damaged				
	10/09/03					Well Damaged				
	01/15/04					Well Damaged				
	04/08/04	<0.50	<10	<1.0	<1.0	<1.0	<1.0	<4.0[2]	<5,000	<5,000
	08/10/04	<0.50	<10	<1.0	<1.0	<1.0	<1.0	<2.0	<5,000	<5,000
	11/11/04					Well Damaged				
	01/19/05					Well Damaged				
	04/14/05	<0.50	<10	<1.0	<1.0	<1.0	<1.0	<2.0	<5,000	<5,000
	07/19/05	<0.50	<10	<1.0	<1.0	<1.0	<1.0	<4.0[2]	<5,000	<5,000
	10/24/05	<0.50	<10	<1.0	<1.0	<1.0	<1.0	<2.0	<5,000	<5,000
MW-6	11/19/02					Unable to Locate				
	01/09/03					Unable to Locate				
	04/14/03					Unable to Locate				
	07/21/03					Unable to Locate				
	10/19/03					Unable to Locate				
	01/15/04					Unable to Locate				
	04/08/04					Well Obstructed - Not Sampled				
	08/10/04					Well Obstructed - Not Sampled				
	11/11/04					Well Obstructed - Not Sampled				
	01/19/05					Well Obstructed - Not Sampled				
	04/14/05	<0.50	<10	<1.0	<1.0	<1.0	<1.0	<2.0	<5,000	<5,000
	07/19/05					Well Dry - Not Sampled				
	10/24/05					Well Dry - Not Sampled				

TABLE 2

**GROUNDWATER ANALYTICAL RESULTS
FOR OXYGENATES AND ADDITIONAL COMPOUNDS**

Former USA Service Station No. 57
10700 MacArthur Blvd., Oakland, California

Well Number	Date Collected	MTBE (µg/L)	TBA (µg/L)	DIPE (µg/L)	ETBE (µg/L)	TAME (µg/L)	1,2-DCA (µg/L)	EDB (µg/L)	Methanol (µg/L)	Ethanol (µg/L)
MW-7	11/19/02	3.8	<5.0	<1.0	<1.0	<1.0	NA	NA	NA	NA
	01/09/03	2.7	<5.0	<1.0	<1.0	<1.0	NA	NA	NA	NA
	04/14/03	<0.50	<5.0	<1.0	<1.0	<1.0	NA	NA	NA	NA
	07/21/03	1.8	<5.0	<1.0	<1.0	<1.0	NA	NA	NA	NA
	10/09/03	2.9	<5.0	<1.0	<1.0	<1.0	<1.0	<2.0	NA	NA
	01/15/04	2.6	7.9	<1.0	<1.0	<1.0	<1.0	<2.0	NA	NA
	04/08/04	0.81	9.0	<1.0	<1.0	<1.0	<1.0	<2.0	<5,000	<5,000
	08/10/04	2.1	<10	<1.0	<1.0	<1.0	<1.0	<2.0	<5,000	<5,000
	11/11/04	1.0	<10	<1.0	<1.0	<1.0	<1.0	<2.0	<5,000	<5,000
	01/19/05	1.5	<10	<1.0	<1.0	<1.0	<1.0	<2.0	<5,000	<5,000
	04/14/05	<0.50	<10	<1.0	<1.0	<1.0	<1.0	<2.0	<5,000	<5,000
	07/19/05	1.9	<10	<1.0	<1.0	<1.0	<1.0	<2.0	<5,000	<5,000
10/24/05	<0.50	<10	<1.0	<1.0	<1.0	<1.0	<2.0	<5,000	<5,000	
MW-8	11/19/02	<0.50	<5.0	<1.0	<1.0	<1.0	NA	NA	NA	NA
	01/09/03	<0.50	<5.0	<1.0	<1.0	<1.0	NA	NA	NA	NA
	04/14/03	<0.50	<5.0	<1.0	<1.0	<1.0	NA	NA	NA	NA
	07/21/03	<0.50	<10[2]	<1.0	<1.0	<1.0	NA	NA	NA	NA
	10/09/03	<0.50	<5.0	<1.0	<1.0	<1.0	<1.0	<2.0	NA	NA
	01/15/04	<0.50	9.9	<1.0	<1.0	<1.0	<1.0	<2.0	NA	NA
	04/08/04	<0.50	<10	<1.0	<1.0	<1.0	<1.0	<2.0	<5,000	<5,000
	08/10/04	<0.50	<10	<1.0	<1.0	<1.0	<1.0	<2.0	<5,000	<5,000
	11/11/04	<0.50	<10	<1.0	<1.0	<1.0	<1.0	<2.0	<5,000	<5,000
	01/19/05	<0.50	<10	<1.0	<1.0	<1.0	<1.0	<2.0	<5,000	<5,000
	04/14/05	<0.50	<10	<1.0	<1.0	<1.0	<1.0	<2.0	<5,000	<5,000
	07/19/05	<0.50	<10	<1.0	<1.0	<1.0	<1.0	<2.0	<5,000	<5,000
10/24/05	<0.50	<10	<1.0	<1.0	<1.0	<1.0	<2.0	<5,000	<5,000	

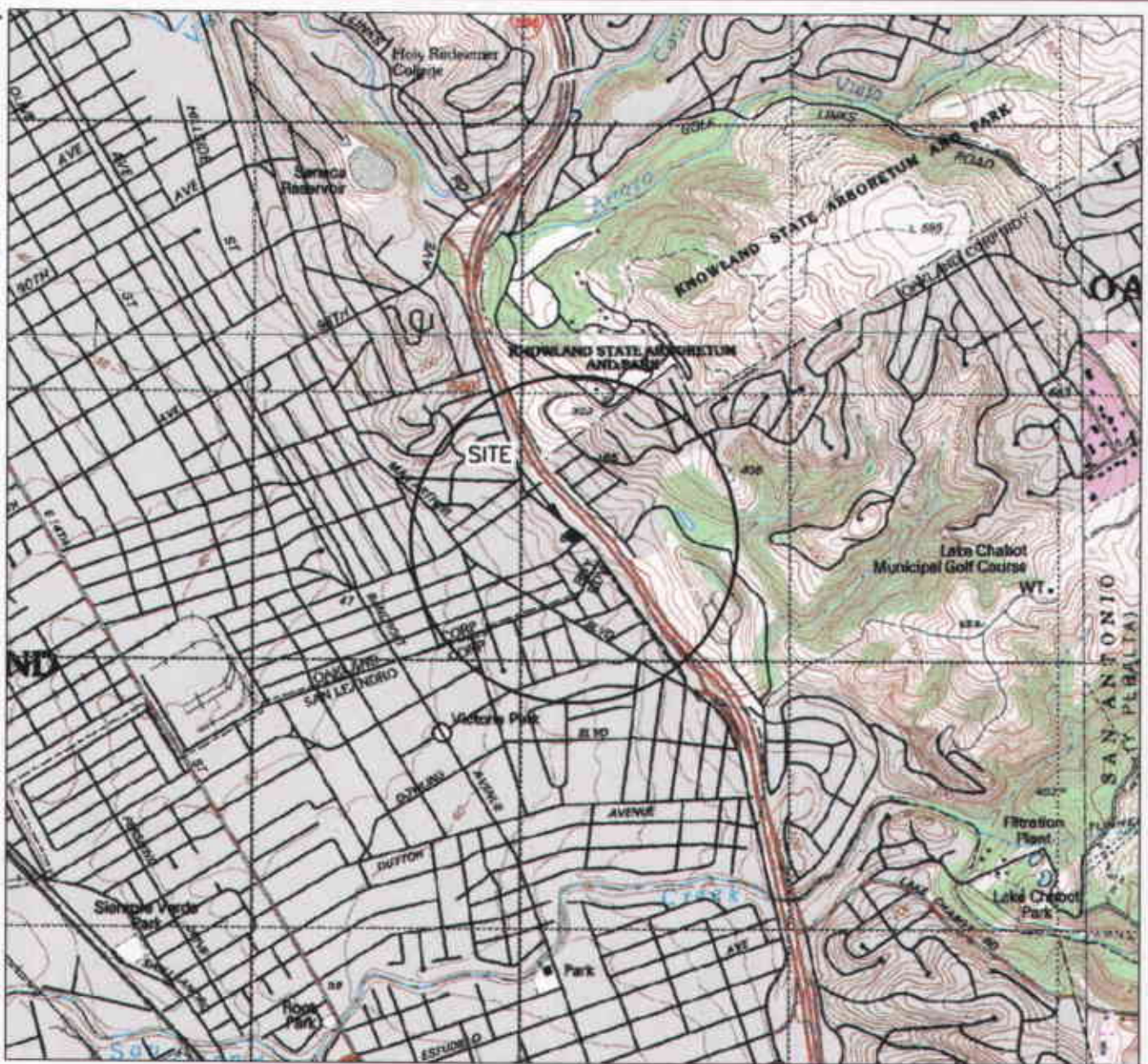
TABLE 2

**GROUNDWATER ANALYTICAL RESULTS
FOR OXYGENATES AND ADDITIONAL COMPOUNDS**

Former USA Service Station No. 57
10700 MacArthur Blvd., Oakland, California

Well Number	Date Collected	MTBE (µg/L)	TBA (µg/L)	DIPE (µg/L)	ETBE (µg/L)	TAME (µg/L)	1,2-DCA (µg/L)	EDB (µg/L)	Methanol (µg/L)	Ethanol (µg/L)
EX-1	10/24/05	360	120	<1.0	<1.0	<1.0	<1.0	<4.0[1]	<5,000	<5,000
EX-2	10/24/05	410	<2,000[1]	<200[1]	<200[1]	<200[1]	<200[1]	<800[1]	<5,000	<5,000
EX-3	10/24/05	<10[1]	<200[1]	<20[1]	<20[1]	<20[1]	<20[1]	<80[1]	<5,000	<5,000
EX-4	10/24/05	11	51	<5.0[1]	<5.0[1]	<5.0[1]	<5.0[1]	<20[1]	<5,000	<5,000

<p><u>Note:</u> Oxygenates analyzed using EPA Method 8260B µg/L = micrograms per liter NA = Not analyzed</p> <p>[1] Reporting limits were increased due to high concentrations of target analytes [2] Reporting limits were increased due to sample foaming</p>	<p>MTBE = Methyl tertiary butyl ether TBA = Tertiary butyl alcohol DIPE = Di-isopropyl ether ETBE = Ethyl tertiary butyl ether TAME = Tertiary amyl methyl ether 1,2-DCA = 1,2-Dichloroethane EDB = 1,2-Dibromoethane</p>
---	---



GENERAL NOTES:
 BASE MAP FROM U.S.G.S.
 OAKLAND, CA
 7.5 MINUTE TOPOGRAPHIC
 PHOTOREVISED 1980



QUADRANGLE LOCATION



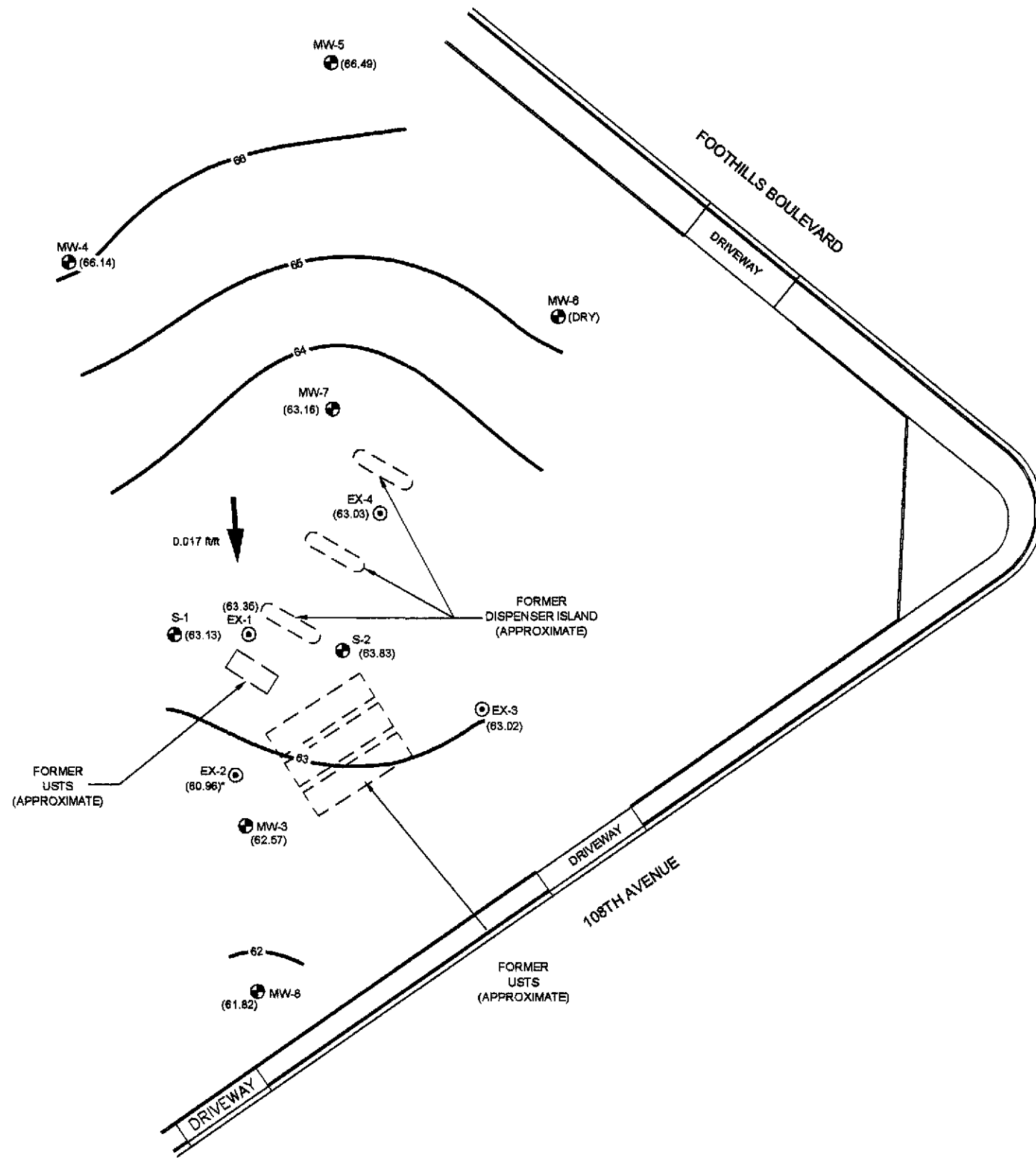
SCALE 1:24,000

USA 3758a Location Map Aug
 Feb 22, 2008
 .JMP
 USA3758a Quarterly

STRATUS
 ENVIRONMENTAL, INC.

FORMER USA SERVICE STATION NO. 57
 10500 MACARTHUR BOULEVARD
 OAKLAND, CALIFORNIA
 SITE LOCATION MAP

FIGURE
1
 PROJECT NO.
 2007-0057-01



USA 57 Contour Plot.dwg
REV
Dec 20, 2005
JMP

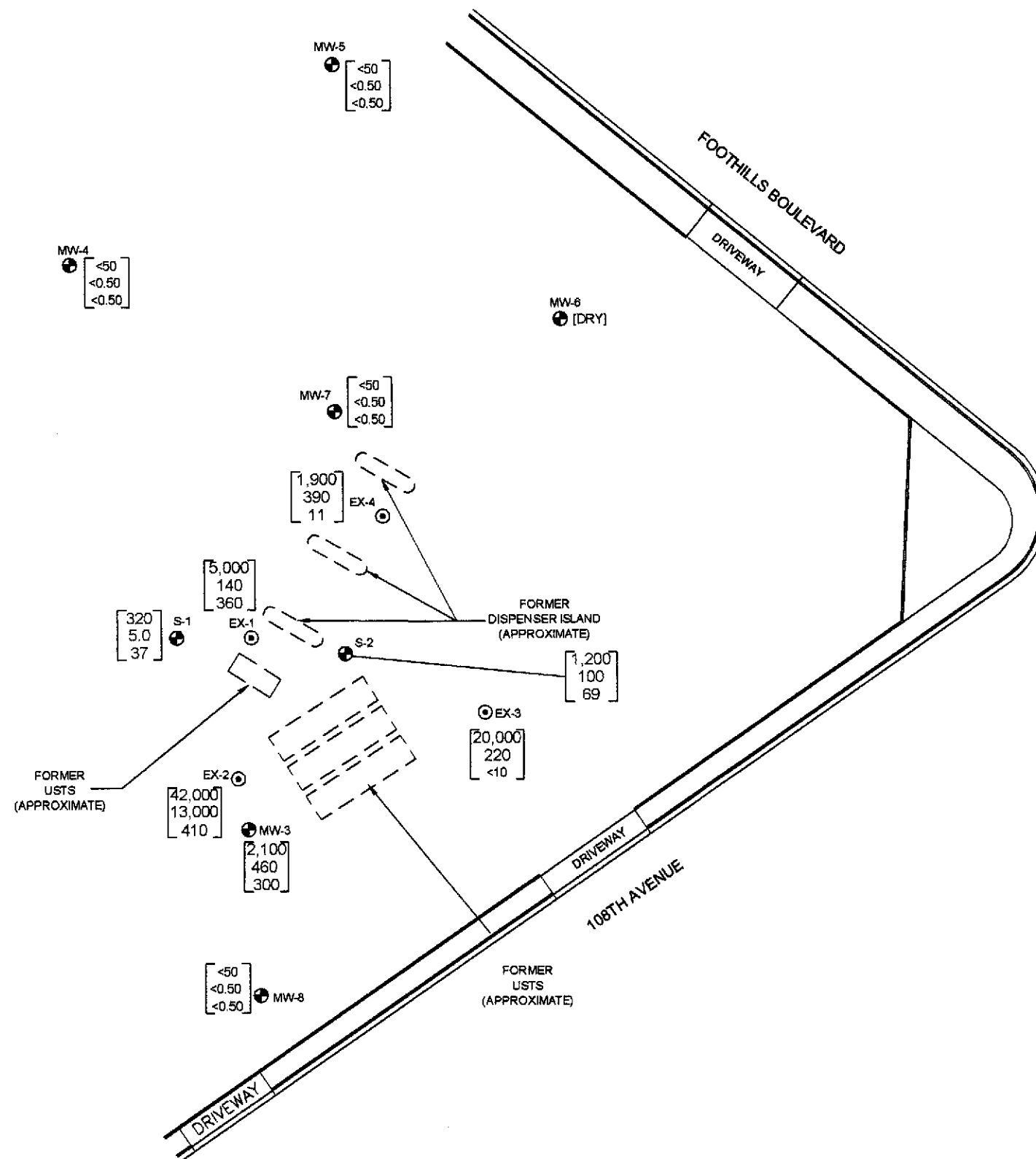
STRATUS
ENVIRONMENTAL, INC.



FORMER USA SERVICE STATION NO. 57
10700 MACARTHUR BOULEVARD
OAKLAND, CALIFORNIA
GROUNDWATER ELEVATION CONTOUR MAP
4th QUARTER 2005

FIGURE
2
PROJECT NO.
2007-0057-01

USA 07 Cleanup Plans.dwg
Dec 01, 2005
REV
JMP
USA 07 Cleanup Plans.dwg



LEGEND
 ● MW-3 MONITORING WELL LOCATION
 ⊙ EX-1 EXTRACTION WELL LOCATION
 [<50] TOTAL PETROLEUM HYDROCARBONS AS GASOLINE IN µg/L
 [<0.50] BENZENE CONCENTRATION IN µg/L
 [<0.50] METHYL TERTIARY BUTYL ETHER CONCENTRATION IN µg/L
 SAMPLES COLLECTED ON 10/24/05
 TPHG ANALYZED BY EPA METHOD 8015B
 BENZENE & MTBE ANALYZED BY EPA METHOD 8260B

STRATUS
ENVIRONMENTAL, INC.



FORMER USA SERVICE STATION NO. 57
 10700 MACARTHUR BOULEVARD
 OAKLAND, CALIFORNIA
 GROUNDWATER ANALYTICAL SUMMARY
 4th QUARTER 2005

FIGURE
3
 PROJECT NO.
 2007-0057-01

APPENDIX A
FIELD DATA SHEETS



T0600101808

Global ID: T0600101808
 Site Address: 10700 MacArthur Blvd
 City: Oakland, CA
 Sampled By: Vince Zakutka

Site Number: USA 57
 Project No: U 57
 Project PM:
 Date: 10/24/05
 10/24/05

ORIGINAL

Locks - 11

Water Level Data					Purge Volume Calculations					Well Purge Method				Sample Record			Field Data
Well ID	Time	Depth to water feet	Top of Screen feet	Total Depth of well feet	Casing Water Column (A)	Well Diameter (Inches)	Multiplier Value (B)	Three Casing Volumes (Gallons)	Actual Water Purged (Gallons)	No. Purge	Bailer	Pump	Other	DTW Sample Time	At Sample ID	Sample time	Dissolved Oxygen (mg/L)
MW-3	0551	14.70		42.5	27.8	4	2	56	28 ^{dry}			X		37.30	MW-3	0827	1.33
MW-4	0602	10.12		39	28.88	4	2	58	58			X		32.45	MW-4	1050	4.18
MW-5	0607	14.29	16.64	34	19.71	4	2	39	10-Dry			X		14.71	MW-5	1431	N/M
MW-6	0636	4.7	Dry	17/40		4	2		Dry	X				N/M	MW-6	N/S	
MW-7	0611	16.65		42	25.35	4	2	51	51			X		27.87	MW-7	1246	N/M
MW-8	0545	18.68		37.5	18.82	4	2	38	24-Dry			X		32.29	MW-8	0958	5.35
S-1	0558	16.53		41	24.47	3	1	24	12-Dry			X		20.03	S-1	0944	.95
S-2	0618	18.07		42	23.93	3	1	24	20-Dry			X		25.70	S-2	1420	N/M
EX-1	0609	14.37		25	10.63	4	2	21	16-Dry		X			22.25	EX-1	1104	1.15
EX-2	0555	16.00		25	9	4	2	18	14-Dry		X			23.32	EX-2	0810	2.83
EX-3	0628	14.85		25	10.15	4	2	20	15-Dry		X			22.97	EX-3	1356	N/M
EX-4	0615	14.93		25	10.07	4	2	20	15-Dry		X			22.75	EX-4	1407	N/M

(A) Casing water Column
 Depth wtr. Depth to Bottom

Multiplier Values
 2" = 0.5 3" = 1.0 4" = 2.0 6" = 4.4

[Handwritten signature]




Site Address 10700 Macarthur Blvd
 City Oakland, CA
 Sampled By: Vince Zalutka

Site Number USA 57
 Project No U 57
 Project PM 0
 Date 10/24/05

ORIGINAL

Well ID EX-1 1104					Well ID EX-2 0810				
purge start time <i>Bailer No Odor</i>					purge start time <i>Bailer No Odor</i>				
	Temp C	pH	cond	gallons		Temp C	pH	cond	gallons
time	20.6	6.56	585	8	time	20.9	6.85	588	8
time	19.7	6.64	648	11	time	20.7	6.88	602	10
time	Dry @ 16				time	DRY @ 14 gal			
time	19.6	6.66	638	16	time	19.8	6.87	663	14
purge stop time					purge stop time				
Well ID EX-3 1356					Well ID EX-4 1407				
purge start time <i>Bailer No Odor</i>					purge start time <i>Bailer No Odor</i>				
	Temp C	pH	cond	gallons		Temp C	pH	cond	gallons
time	19.5	7.06	676	8	time	19.9	7.27	532	8
time	19.4	7.07	675	11	time	20.0	7.37	557	10
time	Dry @ 15 gal				time	Dry @ 15 gal			
time	19.2	7.07	609	15	time	19.4	7.37	N/A	15
purge stop time					purge stop time				
Well ID 0					Well ID 0				
Purge start time					Purge start time				
	Temp C	pH	cond	gallons		Temp C	pH	cond	gallons
time					time				
time					time				
time					time				
time					time				
purge stop time					purge stop time				
Well ID 0					Well ID 0				
purge start time					purge start time				
	Temp C	pH	cond	gallons		Temp C	pH	cond	gallons
time					time				
time					time				
time					time				
time					time				
purge stop time					purge stop time				



Site Address: 10700 MacArthur
 City: Oakland
 Sampled By: CEW

ORIGINAL

Site Number: USA 57
 Project No. _____
 Project PM: George A. Shue
 Date Sampled: 10-17-04

Site Contact Phone No. _____

Development

Water Level Data				Purge Volume Calculations						Well Purge Method				Sample Record			Field Data
Well ID	Time	Depth to water feet	Top of Screen feet	Total Depth of Well feet	Casing Water Column (A)	Well Diameter (inches)	Multiplier Value (B)	Actual Casing Volumes (gallons)	Actual Water Purged (gallons)	No Purge	Bailer	Pump	Other	DTW At Sample Time	Sample I.D.	Sample Time	Dissolved Oxygen (mg/L)
EX-1	0740	13.94		25	11.68	4	.65	75	20 DRY			X					
EX-2	0731	15.47		25	9.53	4	.65	61	20 DRY			X					
EX-3	0705	14.20		25	8.8	4	.65	57	20 DRY			X					
EX-4	0701	14.57		25	10.43	4	.65	67	20 DRY			X					
EX-1	20	GALS	DRY		Very slow Recharge												
EX-2	20	GALS	DRY)))												
EX-3	20	GALS	DRY														
EX-4	20	GALS	DRY														
USE Bail To surge wells																	

(A) Casing water Column
 Depth wtr. Depth to Bottom

Multiplier Values
 2"=0.5 4"=2.0 6"=4.4

APPENDIX B

SAMPLING AND ANALYSIS PROCEDURES

SAMPLING AND ANALYSIS PROCEDURES

The sampling and analysis procedures as well as the quality assurance plan are contained in this appendix. The procedures and adherence to the quality assurance plan will provide for consistent and reproducible sampling methods; proper application of analytical methods; accurate and precise analytical results; and finally, these procedures will provide guidelines so that the overall objectives of the monitoring program are achieved.

Ground Water and Liquid-Phase Petroleum Hydrocarbon Depth Assessment

A water/hydrocarbon interface probe is used to assess the liquid-phase petroleum hydrocarbon (LPH) thickness, if present, and a water level indicator is used to measure the ground water depth in monitoring wells that do not contain LPH. Depth to ground water or LPH is measured from a datum point at the top of each monitoring well casing. The datum point is typically a notch cut in the north side of the casing edge. If a water level indicator is used, the tip is subjectively analyzed for hydrocarbon sheen.

Subjective Analysis of Ground Water

Prior to purging, a water sample is collected from the monitoring well for subjective assessment. The sample is retrieved by gently lowering a clean, disposable bailer to approximately one-half the bailer length past the air/liquid interface. The bailer is then retrieved, and the sample contained within the bailer is examined for floating LPH and the appearance of a LPH sheen.

Monitoring Well Purging and Sampling

Monitoring wells are purged using a pump or bailer until pH, temperature, and conductivity of the purge water has stabilized and a minimum of three well volumes of water have been removed. If three well volumes can not be removed in one half hour's time the well is allowed to recharge to 80% of original level. After recharging, a ground water sample is then removed from each of the wells using a disposable bailer.

A Teflon bailer, electric submersible or bladder pump will be the only equipment used for well sampling. When samples for volatile organic analysis are being collected, the pump flow will be regulated at approximately 100 milliliters per minute to minimize pump effluent turbulence and aeration. Glass bottles of at least 40-milliliters volume and fitted with Teflon-lined septa will be used in sampling for volatile organics. These bottles will be filled completely to prevent air from remaining in the bottle. A positive meniscus forms when the bottle is completely full. A convex Teflon septum will be placed over the positive meniscus to eliminate air. After the bottle is capped, it is inverted and tapped to verify that it contains no air bubbles. The sample containers for other parameters will be filled, filtered as required, and capped.

The water sample is collected, labeled, and handled according to the Quality Assurance Plan. Water generated during the monitoring event is disposed of according to regulatory accepted method pertaining to the site.

QUALITY ASSURANCE PLAN

Procedures to provide data quality should be established and documented so that conditions adverse to quality, such as deficiencies, deviations, nonconformants, defective material, services, and/or equipment, can be promptly identified and corrected.

General Sample Collection and Handling Procedures

Proper collection and handling are essential to ensure the quality of a sample. Each sample is collected in a suitable container, preserved correctly for the intended analysis, and stored prior to analysis for no longer than the maximum allowable holding time. Details on the procedures for collection and handling of samples used on this project can be found in this section.

Soil and Water Sample Labeling and Preservation

Label information includes a unique sample identification number, job identification number, date, and time. After labeling all soil and water samples are placed in a Ziploc[®] type bag and placed in an ice chest cooled to approximately 4° Celsius. Upon arriving at Stratus' office the samples are transferred to a locked refrigerator cooled to approximately 4° Celsius. Chemical preservation is controlled by the required analysis and is noted on the chain-of-custody form. Trip blanks supplied by the laboratory accompany the groundwater sample containers and groundwater samples.

Upon recovery, the sample container is sealed to minimize the potential of volatilization and cross-contamination prior to chemical analysis. Soil sampling tubes are typically closed at each end with Teflon[®] sheeting and plastic caps. The sample is then placed in a Ziploc[®] type bag and sealed. The sample is labeled and refrigerated at approximately 4° Celsius for delivery, under strict chain-of-custody, to the analytical laboratory.

Sample Identification and Chain-of-Custody Procedures

Sample identification and chain-of-custody procedures document sample possession from the time of collection to ultimate disposal. Each sample container submitted for analysis has a label affixed to identify the job number, sampler, date and time of sample collection, and a sample number unique to that sample. This information, in addition to a description of the sample, field measurements made, sampling methodology, names of on-site personnel, and any other pertinent field observations, is recorded on the borehole log or in the field records. The samples are analyzed by a California-certified laboratory.

A chain-of-custody form is used to record possession of the sample from time of collection to its arrival at the laboratory. When the samples are shipped, the person in custody of them relinquishes the samples by signing the chain-of-custody form and

noting the time. The sample-control officer at the laboratory verifies sample integrity and confirms that the samples are collected in the proper containers, preserved correctly, and contain adequate volumes for analysis. These conditions are noted on a Laboratory Sample Receipt Checklist that becomes part of the laboratory report upon request.

If these conditions are met, each sample is assigned a unique log number for identification throughout analysis and reporting. The log number is recorded on the chain-of-custody form and in the legally-required log book maintained by the laboratory. The sample description, date received, client's name, and other relevant information is also recorded.

Equipment Cleaning

Sample bottles, caps, and septa used in sampling for volatile and semivolatile organics will be triple rinsed with high-purity deionized water. After being rinsed, sample bottles will be dried overnight at a temperature of 200°C. Sample caps and septa will be dried overnight at a temperature of 60°C. Sample bottles, caps, and septa will be protected from solvent contact between drying and actual use at the sampling site. Sampling containers will be used only once and discarded after analysis is complete.

Plastic bottles and caps used in sampling for metals will be soaked overnight in a 1-percent nitric acid solution. Next, the bottles and caps will be triple rinsed with deionized water. Finally, the bottles and caps will be air dried before being used at the site. Plastic bottles and caps will be constructed of linear polyethylene or polypropylene. Sampling containers will be used only once and discarded after analysis is complete. Glass and plastic bottles used by Stratus to collect groundwater samples are supplied by the laboratory.

Before the sampling event is started, equipment that will be placed in the well or will come in contact with groundwater will be disassembled and cleaned thoroughly with detergent water, and then steam cleaned with deionized water. Any parts that may absorb contaminants, such as plastic pump valves, etc. will be cleaned as described above or replaced.

During field sampling, equipment surfaces that are placed in the well or contact groundwater will be steam cleaned with deionized water before the next well is purged or sampled. Equipment blanks will be collected and analyzed from non-disposable sampling equipment that is used for collecting groundwater samples at the rate of one blank per twenty samples collected.

Internal Quality Assurance Checks

Internal quality assurance procedures are designed to provide reliability of monitoring and measurement of data. Both field and laboratory quality assurance checks are necessary to evaluate the reliability of sampling and analysis results. Internal quality assurance procedures generally include:

- Laboratory Quality Assurance

- Documentation of instrument performance checks
- Documentation of instrument calibration
- Documentation of the traceability of instrument standards, samples, and data
- Documentation of analytical and QC methodology (QC methodology includes use of spiked samples, duplicate samples, split samples, use of reference blanks, and check standards to check method accuracy and precision)

- Field Quality Assurance

- Documentation of sample preservation and transportation
- Documentation of field instrument calibration and irregularities in performance

Internal laboratory quality assurance checks will be the responsibility of the contract laboratories. Data and reports submitted by field personnel and the contract laboratory will be reviewed and maintained in the project files.

Types of Quality Control Checks

Samples are analyzed using analytical methods outlined in EPA Manual SW 846 and approved by the California Regional Water Quality Control Board-Central Valley Region in the Leaking Underground Fuel Tanks (LUFT) manual and appendices. Standard contract laboratory quality control may include analysis or use of the following:

- Method blanks – reagent water used to prepare calibration standards, spike solutions, etc. is analyzed in the same manner as the sample to demonstrate that analytical interferences are under control.
- Matrix spiked samples – a known amount of spike solution containing selected constituents is added to the sample at concentrations at which the accuracy of the analytical method is to satisfactorily monitor and evaluate laboratory data quality.
- Split samples – a sample is split into two separate aliquots before analysis to assess the reproducibility of the analysis.
- Surrogate samples – samples are spiked with surrogate constituents at known concentrations to monitor both the performance of the analytical system and the effectiveness of the method in dealing with the sample matrix.
- Control charts – graphical presentation of spike or split sample results used to track the accuracy or precision of the analysis.
- Quality control check samples – when spiked sample analysis indicates atypical instrument performance, a quality check sample, which is prepared independently of the calibration standards and contains the constituents of interest, is analyzed to confirm that measurements were performed accurately.

- Calibration standards and devices – traceable standards or devices to set instrument response so that sample analysis results represent the absolute concentration of the constituent.

Field QA samples will be collected to assess sample handling procedures and conditions. Standard field quality control may include the use of the following, and will be collected and analyzed as outlined in EPA Manual SW 846.

- Field blanks – reagent water samples are prepared at the sampling location by the same procedure used to collect field groundwater samples and analyzed with the groundwater samples to assess the impact of sampling techniques on data quality. Typically, one field blank per twenty groundwater samples collected will be analyzed per sampling event.
- Field replicates – duplicate or triplicate samples are collected and analyzed to assess the reproducibility of the analytical data. One replicate groundwater sample per twenty samples collected will be analyzed per sampling event, unless otherwise specified. Triplicate samples will be collected only when specific conditions warrant and generally are sent to an alternate laboratory to confirm the accuracy of the routinely used laboratory.
- Trip blanks – reagent water samples are prepared before field work, transported and stored with the samples and analyzed to assess the impact of sample transport and storage for data quality. In the event that any analyte is detected in the field blank, a trip blank will be included in the subsequent groundwater sampling event.

Data reliability will be evaluated by the certified laboratory and reported on a cover sheet attached to the laboratory data report. Analytical data resulting from the testing of field or trip blanks will be included in the laboratory's report. Results from matrix spike, surrogate, and method blank testing will be reported, along with a statement of whether the samples were analyzed within the appropriate holding time.

Stratus will evaluate the laboratory's report on data reliability and note significant QC results that may make the data biased or unacceptable. Data viability will be performed as outlined in EPA Manual SW 846. If biased or unacceptable data is noted, corrective actions (including re-sample/re-analyze, etc.) will be evaluated on a site-specific basis.

APPENDIX C

**CERTIFIED ANALYTICAL REPORTS AND
CHAIN-OF-CUSTODY DOCUMENTATION**



Alpha Analytical, Inc.

255 Glendale Ave. • Suite 21 • Sparks, Nevada 89431-5778
(775) 355-1044 • (775) 355-0406 FAX • 1-800-283-1183

FILE COPY

COPY

NOV 17 2005

ANALYTICAL REPORT

Stratus Environmental
3330 Cameron Park Drive
Cameron Park, CA 956828861

Attn: Gowri Kowtha
Phone: (530) 676-6001
Fax: (530) 676-6005
Date Received : 10/26/05

Job#: 2007-0057-01/ USA 57

GC/MSD by Direct Injection
EPA Method SW8260B-DI

	Parameter	Concentration	Reporting Limit	Date Sampled	Date Analyzed
Client ID :	S-1				
Lab ID :	STR05102634-01A	Methanol	ND	5,000 µg/L	10/24/05
		Ethanol	ND	5,000 µg/L	10/27/05
Client ID :	S-2				
Lab ID :	STR05102634-02A	Methanol	ND	5,000 µg/L	10/24/05
		Ethanol	ND	5,000 µg/L	10/27/05
Client ID :	MW-3				
Lab ID :	STR05102634-03A	Methanol	ND	5,000 µg/L	10/24/05
		Ethanol	ND	5,000 µg/L	10/27/05
Client ID :	MW-4				
Lab ID :	STR05102634-04A	Methanol	ND	5,000 µg/L	10/24/05
		Ethanol	ND	5,000 µg/L	10/27/05
Client ID :	MW-5				
Lab ID :	STR05102634-05A	Methanol	ND	5,000 µg/L	10/24/05
		Ethanol	ND	5,000 µg/L	10/27/05
Client ID :	MW-7				
Lab ID :	STR05102634-06A	Methanol	ND	5,000 µg/L	10/24/05
		Ethanol	ND	5,000 µg/L	10/27/05
Client ID :	MW-8				
Lab ID :	STR05102634-07A	Methanol	ND	5,000 µg/L	10/24/05
		Ethanol	ND	5,000 µg/L	10/27/05
Client ID :	EX-1				
Lab ID :	STR05102634-08A	Methanol	ND	5,000 µg/L	10/24/05
		Ethanol	ND	5,000 µg/L	10/27/05
Client ID :	EX-2				
Lab ID :	STR05102634-09A	Methanol	ND	5,000 µg/L	10/24/05
		Ethanol	ND	5,000 µg/L	10/27/05
Client ID :	EX-3				
Lab ID :	STR05102634-10A	Methanol	ND	5,000 µg/L	10/24/05
		Ethanol	ND	5,000 µg/L	10/27/05
Client ID :	EX-4				
Lab ID :	STR05102634-11A	Methanol	ND	5,000 µg/L	10/24/05
		Ethanol	ND	5,000 µg/L	10/27/05



Alpha Analytical, Inc.

255 Glendale Ave. • Suite 21 • Sparks, Nevada 89431-5778
(775) 355-1044 • (775) 355-0406 FAX • 1-800-283-1183

Reported in micrograms per liter, per client request.

ND = Not Detected

Roger Scholl

Randy Gardner

Walter Hinchman

Roger L. Scholl, Ph.D., Laboratory Director • Randy Gardner, Laboratory Manager • Walter Hinchman, Quality Assurance Officer
Sacramento, CA • (916) 366-9089 / Las Vegas, NV • (702) 281-4848 / info@alpha-analytical.com

RS

11/2/05

Report Date



Alpha Analytical, Inc.

255 Glendale Ave. • Suite 21 • Sparks, Nevada 89431-5778
(775) 355-1044 • (775) 355-0406 FAX • 1-800-283-1183

ANALYTICAL REPORT

Stratus Environmental
3330 Cameron Park Drive
Cameron Park, CA 956828861

Attn: Gowri Kowtha
Phone: (530) 676-6001
Fax: (530) 676-6005
Date Received : 10/26/05

Job#: 2007-0057-01/ USA 57

Total Petroleum Hydrocarbons - Purgeable (TPH-P) EPA Method SW8015B/DHS LUFT Manual
Volatile Organic Compounds (VOCs) EPA Method SW8260B

	Parameter	Concentration	Reporting	Date	Date
			Limit	Sampled	Analyzed
Client ID :	TPH Purgeable	320	50 µg/L	10/24/05	10/28/05
S-1	Tertiary Butyl Alcohol (TBA)	ND	10 µg/L	10/24/05	10/28/05
Lab ID :	Methyl tert-butyl ether (MTBE)	37	0.50 µg/L	10/24/05	10/28/05
STR05102634-01A	Di-isopropyl Ether (DIPE)	ND	1.0 µg/L	10/24/05	10/28/05
	Ethyl Tertiary Butyl Ether (ETBE)	ND	1.0 µg/L	10/24/05	10/28/05
	1,2-Dichloroethane	2.2	1.0 µg/L	10/24/05	10/28/05
	Benzene	5.0	0.50 µg/L	10/24/05	10/28/05
	Tertiary Amyl Methyl Ether (TAME)	ND	1.0 µg/L	10/24/05	10/28/05
	Toluene	ND	0.50 µg/L	10/24/05	10/28/05
	1,2-Dibromoethane (EDB)	ND	2.0 µg/L	10/24/05	10/28/05
	Ethylbenzene	1.1	0.50 µg/L	10/24/05	10/28/05
	m,p-Xylene	ND	0.50 µg/L	10/24/05	10/28/05
	o-Xylene	ND	0.50 µg/L	10/24/05	10/28/05
Client ID :	TPH Purgeable	1,200	100 µg/L	10/24/05	10/28/05
S-2	Tertiary Butyl Alcohol (TBA)	33	10 µg/L	10/24/05	10/28/05
Lab ID :	Methyl tert-butyl ether (MTBE)	69	0.50 µg/L	10/24/05	10/28/05
STR05102634-02A	Di-isopropyl Ether (DIPE)	ND	1.0 µg/L	10/24/05	10/28/05
	Ethyl Tertiary Butyl Ether (ETBE)	ND	1.0 µg/L	10/24/05	10/28/05
	1,2-Dichloroethane	35	1.0 µg/L	10/24/05	10/28/05
	Benzene	100	0.50 µg/L	10/24/05	10/28/05
	Tertiary Amyl Methyl Ether (TAME)	ND	1.0 µg/L	10/24/05	10/28/05
	Toluene	13	0.50 µg/L	10/24/05	10/28/05
	1,2-Dibromoethane (EDB)	ND	V 4.0 µg/L	10/24/05	10/28/05
	Ethylbenzene	52	0.50 µg/L	10/24/05	10/28/05
	m,p-Xylene	27	0.50 µg/L	10/24/05	10/28/05
	o-Xylene	14	0.50 µg/L	10/24/05	10/28/05
Client ID :	TPH Purgeable	2,100	500 µg/L	10/24/05	10/28/05
MW-3	Tertiary Butyl Alcohol (TBA)	750	50 µg/L	10/24/05	10/28/05
Lab ID :	Methyl tert-butyl ether (MTBE)	300	2.5 µg/L	10/24/05	10/28/05
STR05102634-03A	Di-isopropyl Ether (DIPE)	ND	V 5.0 µg/L	10/24/05	10/28/05
	Ethyl Tertiary Butyl Ether (ETBE)	ND	V 5.0 µg/L	10/24/05	10/28/05
	1,2-Dichloroethane	210	5.0 µg/L	10/24/05	10/28/05
	Benzene	460	2.5 µg/L	10/24/05	10/28/05
	Tertiary Amyl Methyl Ether (TAME)	ND	V 5.0 µg/L	10/24/05	10/28/05
	Toluene	6.9	2.5 µg/L	10/24/05	10/28/05
	1,2-Dibromoethane (EDB)	ND	V 20 µg/L	10/24/05	10/28/05
	Ethylbenzene	7.7	2.5 µg/L	10/24/05	10/28/05
	m,p-Xylene	8.8	2.5 µg/L	10/24/05	10/28/05
	o-Xylene	3.1	2.5 µg/L	10/24/05	10/28/05



Alpha Analytical, Inc.

255 Glendale Ave. • Suite 21 • Sparks, Nevada 89431-5778

(775) 355-1044 • (775) 355-0406 FAX • 1-800-283-1183

Client ID :	TPH Purgeable	ND	50 µg/L	10/24/05	10/28/05
MW-4	Tertiary Butyl Alcohol (TBA)	ND	10 µg/L	10/24/05	10/28/05
Lab ID :	Methyl tert-butyl ether (MTBE)	ND	0.50 µg/L	10/24/05	10/28/05
STR05102634-04A	Di-isopropyl Ether (DIPE)	ND	1.0 µg/L	10/24/05	10/28/05
	Ethyl Tertiary Butyl Ether (ETBE)	ND	1.0 µg/L	10/24/05	10/28/05
	1,2-Dichloroethane	ND	1.0 µg/L	10/24/05	10/28/05
	Benzene	ND	0.50 µg/L	10/24/05	10/28/05
	Tertiary Amyl Methyl Ether (TAME)	ND	1.0 µg/L	10/24/05	10/28/05
	Toluene	ND	0.50 µg/L	10/24/05	10/28/05
	1,2-Dibromoethane (EDB)	ND	2.0 µg/L	10/24/05	10/28/05
	Ethylbenzene	ND	0.50 µg/L	10/24/05	10/28/05
	m,p-Xylene	ND	0.50 µg/L	10/24/05	10/28/05
	o-Xylene	ND	0.50 µg/L	10/24/05	10/28/05
Client ID :	TPH Purgeable	ND	50 µg/L	10/24/05	10/28/05
MW-5	Tertiary Butyl Alcohol (TBA)	ND	10 µg/L	10/24/05	10/28/05
Lab ID :	Methyl tert-butyl ether (MTBE)	ND	0.50 µg/L	10/24/05	10/28/05
STR05102634-05A	Di-isopropyl Ether (DIPE)	ND	1.0 µg/L	10/24/05	10/28/05
	Ethyl Tertiary Butyl Ether (ETBE)	ND	1.0 µg/L	10/24/05	10/28/05
	1,2-Dichloroethane	ND	1.0 µg/L	10/24/05	10/28/05
	Benzene	ND	0.50 µg/L	10/24/05	10/28/05
	Tertiary Amyl Methyl Ether (TAME)	ND	1.0 µg/L	10/24/05	10/28/05
	Toluene	ND	0.50 µg/L	10/24/05	10/28/05
	1,2-Dibromoethane (EDB)	ND	2.0 µg/L	10/24/05	10/28/05
	Ethylbenzene	ND	0.50 µg/L	10/24/05	10/28/05
	m,p-Xylene	ND	0.50 µg/L	10/24/05	10/28/05
	o-Xylene	ND	0.50 µg/L	10/24/05	10/28/05
Client ID :	TPH Purgeable	ND	50 µg/L	10/24/05	10/28/05
MW-7	Tertiary Butyl Alcohol (TBA)	ND	10 µg/L	10/24/05	10/28/05
Lab ID :	Methyl tert-butyl ether (MTBE)	ND	0.50 µg/L	10/24/05	10/28/05
STR05102634-06A	Di-isopropyl Ether (DIPE)	ND	1.0 µg/L	10/24/05	10/28/05
	Ethyl Tertiary Butyl Ether (ETBE)	ND	1.0 µg/L	10/24/05	10/28/05
	1,2-Dichloroethane	ND	1.0 µg/L	10/24/05	10/28/05
	Benzene	ND	0.50 µg/L	10/24/05	10/28/05
	Tertiary Amyl Methyl Ether (TAME)	ND	1.0 µg/L	10/24/05	10/28/05
	Toluene	ND	0.50 µg/L	10/24/05	10/28/05
	1,2-Dibromoethane (EDB)	ND	2.0 µg/L	10/24/05	10/28/05
	Ethylbenzene	ND	0.50 µg/L	10/24/05	10/28/05
	m,p-Xylene	ND	0.50 µg/L	10/24/05	10/28/05
	o-Xylene	ND	0.50 µg/L	10/24/05	10/28/05
Client ID :	TPH Purgeable	ND	50 µg/L	10/24/05	10/28/05
MW-8	Tertiary Butyl Alcohol (TBA)	ND	10 µg/L	10/24/05	10/28/05
Lab ID :	Methyl tert-butyl ether (MTBE)	ND	0.50 µg/L	10/24/05	10/28/05
STR05102634-07A	Di-isopropyl Ether (DIPE)	ND	1.0 µg/L	10/24/05	10/28/05
	Ethyl Tertiary Butyl Ether (ETBE)	ND	1.0 µg/L	10/24/05	10/28/05
	1,2-Dichloroethane	ND	1.0 µg/L	10/24/05	10/28/05
	Benzene	ND	0.50 µg/L	10/24/05	10/28/05
	Tertiary Amyl Methyl Ether (TAME)	ND	1.0 µg/L	10/24/05	10/28/05
	Toluene	ND	0.50 µg/L	10/24/05	10/28/05
	1,2-Dibromoethane (EDB)	ND	2.0 µg/L	10/24/05	10/28/05
	Ethylbenzene	ND	0.50 µg/L	10/24/05	10/28/05
	m,p-Xylene	ND	0.50 µg/L	10/24/05	10/28/05
	o-Xylene	ND	0.50 µg/L	10/24/05	10/28/05



Alpha Analytical, Inc.

255 Glendale Ave. • Suite 21 • Sparks, Nevada 89431-5778

(775) 355-1044 • (775) 355-0406 FAX • 1-800-283-1183

Client ID :	TPH Purgeable	5,000		100 µg/L	10/24/05	10/31/05
EX-1	Tertiary Butyl Alcohol (TBA)	120		10 µg/L	10/24/05	10/31/05
Lab ID :	Methyl tert-butyl ether (MTBE)	360		0.50 µg/L	10/24/05	10/31/05
STR05102634-08A	Di-isopropyl Ether (DIPE)	ND		1.0 µg/L	10/24/05	10/31/05
	Ethyl Tertiary Butyl Ether (ETBE)	ND		1.0 µg/L	10/24/05	10/31/05
	1,2-Dichloroethane	ND		1.0 µg/L	10/24/05	10/31/05
	Benzene	140		0.50 µg/L	10/24/05	10/31/05
	Tertiary Amyl Methyl Ether (TAME)	ND		1.0 µg/L	10/24/05	10/31/05
	Toluene	8.4		0.50 µg/L	10/24/05	10/31/05
	1,2-Dibromoethane (EDB)	ND	V	4.0 µg/L	10/24/05	10/31/05
	Ethylbenzene	20		0.50 µg/L	10/24/05	10/31/05
	m,p-Xylene	160		0.50 µg/L	10/24/05	10/31/05
	o-Xylene	35		0.50 µg/L	10/24/05	10/31/05
Client ID :	TPH Purgeable	42,000		20,000 µg/L	10/24/05	10/28/05
EX-2	Tertiary Butyl Alcohol (TBA)	ND	V	2,000 µg/L	10/24/05	10/28/05
Lab ID :	Methyl tert-butyl ether (MTBE)	410		100 µg/L	10/24/05	10/28/05
STR05102634-09A	Di-isopropyl Ether (DIPE)	ND	V	200 µg/L	10/24/05	10/28/05
	Ethyl Tertiary Butyl Ether (ETBE)	ND	V	200 µg/L	10/24/05	10/28/05
	1,2-Dichloroethane	ND	V	200 µg/L	10/24/05	10/28/05
	Benzene	13,000		100 µg/L	10/24/05	10/28/05
	Tertiary Amyl Methyl Ether (TAME)	ND	V	200 µg/L	10/24/05	10/28/05
	Toluene	1,300		100 µg/L	10/24/05	10/28/05
	1,2-Dibromoethane (EDB)	ND	V	800 µg/L	10/24/05	10/28/05
	Ethylbenzene	1,300		100 µg/L	10/24/05	10/28/05
	m,p-Xylene	1,600		100 µg/L	10/24/05	10/28/05
	o-Xylene	980		100 µg/L	10/24/05	10/28/05
Client ID :	TPH Purgeable	20,000		2,000 µg/L	10/24/05	10/28/05
EX-3	Tertiary Butyl Alcohol (TBA)	ND	V	200 µg/L	10/24/05	10/28/05
Lab ID :	Methyl tert-butyl ether (MTBE)	ND	V	10 µg/L	10/24/05	10/28/05
STR05102634-10A	Di-isopropyl Ether (DIPE)	ND	V	20 µg/L	10/24/05	10/28/05
	Ethyl Tertiary Butyl Ether (ETBE)	ND	V	20 µg/L	10/24/05	10/28/05
	1,2-Dichloroethane	ND	V	20 µg/L	10/24/05	10/28/05
	Benzene	220		10 µg/L	10/24/05	10/28/05
	Tertiary Amyl Methyl Ether (TAME)	ND	V	20 µg/L	10/24/05	10/28/05
	Toluene	21		10 µg/L	10/24/05	10/28/05
	1,2-Dibromoethane (EDB)	ND	V	80 µg/L	10/24/05	10/28/05
	Ethylbenzene	660		10 µg/L	10/24/05	10/28/05
	m,p-Xylene	2,800		10 µg/L	10/24/05	10/28/05
	o-Xylene	310		10 µg/L	10/24/05	10/28/05
Client ID :	TPH Purgeable	1,900		500 µg/L	10/24/05	10/28/05
EX-4	Tertiary Butyl Alcohol (TBA)	51		50 µg/L	10/24/05	10/28/05
Lab ID :	Methyl tert-butyl ether (MTBE)	11		2.5 µg/L	10/24/05	10/28/05
STR05102634-11A	Di-isopropyl Ether (DIPE)	ND	V	5.0 µg/L	10/24/05	10/28/05
	Ethyl Tertiary Butyl Ether (ETBE)	ND	V	5.0 µg/L	10/24/05	10/28/05
	1,2-Dichloroethane	ND	V	5.0 µg/L	10/24/05	10/28/05
	Benzene	390		2.5 µg/L	10/24/05	10/28/05
	Tertiary Amyl Methyl Ether (TAME)	ND	V	5.0 µg/L	10/24/05	10/28/05
	Toluene	69		2.5 µg/L	10/24/05	10/28/05
	1,2-Dibromoethane (EDB)	ND	V	20 µg/L	10/24/05	10/28/05
	Ethylbenzene	8.8		2.5 µg/L	10/24/05	10/28/05
	m,p-Xylene	54		2.5 µg/L	10/24/05	10/28/05
	o-Xylene	36		2.5 µg/L	10/24/05	10/28/05



Alpha Analytical, Inc.

255 Glendale Ave. • Suite 21 • Sparks, Nevada 89431-5778
(775) 355-1044 • (775) 355-0406 FAX • 1-800-283-1183

Reported in micrograms per liter, per client request

V = Reporting Limits were increased due to high concentrations of target analytes.

ND = Not Detected

Roger Scholl

Randy Gardner

Walter Hinchman

Roger L. Scholl, Ph.D., Laboratory Director • Randy Gardner, Laboratory Manager • Walter Hinchman, Quality Assurance Officer
Sacramento, CA • (916) 366-9089 / Las Vegas, NV • (702) 281-4848 / info@alpha-analytical.com

[Signature]

11/2/05

Report Date



Alpha Analytical, Inc.

255 Glendale Ave. • Suite 21 • Sparks, Nevada 89431-5778
(775) 355-1044 • (775) 355-0406 FAX • 1-800-283-1183

VOC Sample Preservation Report

Work Order: STR05102634

Project: 2007-0057-01/ USA 57

Alpha's Sample ID	Client's Sample ID	Matrix	pH
05102634-01A	S-1	Aqueous	5
05102634-02A	S-2	Aqueous	3
05102634-03A	MW-3	Aqueous	3
05102634-04A	MW-4	Aqueous	3
05102634-05A	MW-5	Aqueous	3
05102634-06A	MW-7	Aqueous	3
05102634-07A	MW-8	Aqueous	2
05102634-08A	EX-1	Aqueous	6
05102634-09A	EX-2	Aqueous	5
05102634-10A	EX-3	Aqueous	5
05102634-11A	EX-4	Aqueous	5

11/2/05

Report Date

Page 1 of 1



Alpha Analytical, Inc.

255 Glendale Ave. • Suite 21 • Sparks, Nevada 89431-5778
(775) 355-1044 • (775) 355-0406 FAX • 1-800-283-1183

Date:
03-Nov-05

OC Summary Report

Work Order:
05102634

Method Blank

Type: **MBLK** Test Code: **EPA Method SW8015B/DHS LUFT Manual**

File ID: **05102810.D**

Batch ID: **MS08W1028B**

Analysis Date: **10/28/2005 13:25**

Sample ID: **MBLK MS08W1028B**

Units: **µg/L**

Run ID: **MSD_08_051028A**

Prep Date: **10/28/2005**

Analyte	Result	PQL	SpkVal	SpkRefVal	%REC	LowLimit	HighLimit	RPDRefVal	%RPD(Limit)	Qual
TPH Purgeable	ND	50								
Surr: 1,2-Dichloroethane-d4	9.75		10		98	76	127			
Surr: Toluene-d8	10.7		10		107	84	113			
Surr: 4-Bromofluorobenzene	9.98		10		99.8	79	119			

Laboratory Control Spike

Type: **LCS** Test Code: **EPA Method SW8015B/DHS LUFT Manual**

File ID: **05102808.D**

Batch ID: **MS08W1028B**

Analysis Date: **10/28/2005 12:39**

Sample ID: **GLCS MS08W1028B**

Units: **µg/L**

Run ID: **MSD_08_051028A**

Prep Date: **10/28/2005**

Analyte	Result	PQL	SpkVal	SpkRefVal	%REC	LowLimit	HighLimit	RPDRefVal	%RPD(Limit)	Qual
TPH Purgeable	399	50	400		99.7	78	127			
Surr: 1,2-Dichloroethane-d4	9.78		10		98	76	127			
Surr: Toluene-d8	10.1		10		101	84	113			
Surr: 4-Bromofluorobenzene	9.57		10		96	79	119			

Sample Matrix Spike

Type: **MS** Test Code: **EPA Method SW8015B/DHS LUFT Manual**

File ID: **05102813.D**

Batch ID: **MS08W1028B**

Analysis Date: **10/28/2005 14:33**

Sample ID: **05102630-01AGS**

Units: **µg/L**

Run ID: **MSD_08_051028A**

Prep Date: **10/28/2005**

Analyte	Result	PQL	SpkVal	SpkRefVal	%REC	LowLimit	HighLimit	RPDRefVal	%RPD(Limit)	Qual
TPH Purgeable	2270	250	2000		71.89	110	139			
Surr: 1,2-Dichloroethane-d4	48.2		50		96	76	127			
Surr: Toluene-d8	51.1		50		102	84	113			
Surr: 4-Bromofluorobenzene	48.6		50		97	79	119			

Sample Matrix Spike Duplicate

Type: **MSD** Test Code: **EPA Method SW8015B/DHS LUFT Manual**

File ID: **05102814.D**

Batch ID: **MS08W1028B**

Analysis Date: **10/28/2005 14:56**

Sample ID: **05102630-01AGSD**

Units: **µg/L**

Run ID: **MSD_08_051028A**

Prep Date: **10/28/2005**

Analyte	Result	PQL	SpkVal	SpkRefVal	%REC	LowLimit	HighLimit	RPDRefVal	%RPD(Limit)	Qual
TPH Purgeable	2250	250	2000		71.89	109	139	2275	1.2(12)	
Surr: 1,2-Dichloroethane-d4	47.4		50		95	76	127			
Surr: Toluene-d8	51.1		50		102	84	113			
Surr: 4-Bromofluorobenzene	48.8		50		98	79	119			

Comments:

Calculations are based off of raw (non-rounded) data. However, for reporting purposes, all QC data is rounded to three significant figures. Therefore, hand calculated values may differ slightly.

Reported in micrograms per liter, per client request.



Alpha Analytical, Inc.

255 Glendale Ave. • Suite 21 • Sparks, Nevada 89431-5778

(775) 355-1044 • (775) 355-0406 FAX • 1-800-283-1183

Date:
03-Nov-05

OC Summary Report

Work Order:
05102634

Method Blank

Type: MBLK Test Code: EPA Method SW8260B

File ID: 05102810.D

Batch ID: MS08W1028A

Analysis Date: 10/28/2005 13:25

Sample ID: MBLK MS08W1028A

Units: µg/L

Run ID: MSD_08_051028A

Prep Date: 10/28/2005

Analyte	Result	PQL	SpkVal	SpkRefVal	%REC	LowLimit	HighLimit	RPDRefVal	%RPD(Limit)	Qual
Tertiary Butyl Alcohol (TBA)	ND	10								
Methyl tert-butyl ether (MTBE)	ND	0.5								
Di-isopropyl Ether (DIPE)	ND	1								
Ethyl Tertiary Butyl Ether (ETBE)	ND	1								
1,2-Dichloroethane	ND	1								
Benzene	ND	0.5								
Tertiary Amyl Methyl Ether (TAME)	ND	1								
Toluene	ND	0.5								
1,2-Dibromoethane (EDB)	ND	2								
Ethylbenzene	ND	0.5								
m,p-Xylene	ND	0.5								
o-Xylene	ND	0.5								
Surr: 1,2-Dichloroethane-d4	9.75		10		98	76	127			
Surr: Toluene-d8	10.7		10		107	84	113			
Surr: 4-Bromofluorobenzene	9.98		10		99.8	79	119			

Laboratory Control Spike

Type: LCS Test Code: EPA Method SW8260B

File ID: 05102807.D

Batch ID: MS08W1028A

Analysis Date: 10/28/2005 12:16

Sample ID: LCS MS08W1028A

Units: µg/L

Run ID: MSD_08_051028A

Prep Date: 10/28/2005

Analyte	Result	PQL	SpkVal	SpkRefVal	%REC	LowLimit	HighLimit	RPDRefVal	%RPD(Limit)	Qual
Benzene	11	0.5	10		110	81	122			
Toluene	11.5	0.5	10		115	80	120			
Ethylbenzene	11.9	0.5	10		119	80	120			
m,p-Xylene	11.8	0.5	10		118	80	129			
o-Xylene	11.9	0.5	10		119	80	129			
Surr: 1,2-Dichloroethane-d4	10.3		10		103	76	127			
Surr: Toluene-d8	10.4		10		104	84	113			
Surr: 4-Bromofluorobenzene	9.08		10		91	79	119			

Sample Matrix Spike

Type: MS Test Code: EPA Method SW8260B

File ID: 05102811.D

Batch ID: MS08W1028A

Analysis Date: 10/28/2005 13:48

Sample ID: 05102630-01AMS

Units: µg/L

Run ID: MSD_08_051028A

Prep Date: 10/28/2005

Analyte	Result	PQL	SpkVal	SpkRefVal	%REC	LowLimit	HighLimit	RPDRefVal	%RPD(Limit)	Qual
Benzene	46.1	1.3	50	0	92	74	125			
Toluene	75.6	1.3	50	28.88	94	76	120			
Ethylbenzene	50.5	1.3	50	0	101	77	124			
m,p-Xylene	50.5	1.3	50	0.69	99.6	73	130			
o-Xylene	51.5	1.3	50	0	103	74	131			
Surr: 1,2-Dichloroethane-d4	48.4		50		97	76	127			
Surr: Toluene-d8	52.1		50		104	84	113			
Surr: 4-Bromofluorobenzene	45.3		50		91	79	119			

Sample Matrix Spike Duplicate

Type: MSD Test Code: EPA Method SW8260B

File ID: 05102812.D

Batch ID: MS08W1028A

Analysis Date: 10/28/2005 14:11

Sample ID: 05102630-01AMSD

Units: µg/L

Run ID: MSD_08_051028A

Prep Date: 10/28/2005

Analyte	Result	PQL	SpkVal	SpkRefVal	%REC	LowLimit	HighLimit	RPDRefVal	%RPD(Limit)	Qual
Benzene	49.3	1.3	50	0	99	74	124	46.13	6.7(13)	
Toluene	80.2	1.3	50	28.88	103	76	119	75.63	5.8(13)	
Ethylbenzene	53.6	1.3	50	0	107	77	124	50.46	6.1(13)	
m,p-Xylene	53.5	1.3	50	0.69	106	73	130	50.51	5.8(14)	
o-Xylene	53.8	1.3	50	0	108	74	131	51.46	4.5(13)	
Surr: 1,2-Dichloroethane-d4	49.8		50		99.7	76	127			
Surr: Toluene-d8	51.8		50		104	84	113			
Surr: 4-Bromofluorobenzene	45.9		50		92	79	119			



Alpha Analytical, Inc.

255 Glendale Ave. • Suite 21 • Sparks, Nevada 89431-5778

(775) 355-1044 • (775) 355-0406 FAX • 1-800-283-1183

Date:
03-Nov-05

OC Summary Report

Work Order:
05102634

Comments:

Calculations are based off of raw (non-rounded) data. However, for reporting purposes, all QC data is rounded to three significant figures. Therefore, hand calculated values may differ slightly.



Alpha Analytical, Inc.

255 Glendale Ave. • Suite 21 • Sparks, Nevada 89431-5778
(775) 355-1044 • (775) 355-0406 FAX • 1-800-283-1183

Date:
03-Nov-05

QC Summary Report

Work Order:
05102634

Method Blank

Type: MBLK Test Code: EPA Method SW8260B-DI

File ID: C:\HPCHEM\MMS11\DATA\051027\05102703.D

Batch ID: 13404

Analysis Date: 10/27/2005 10:12

Sample ID: MBLK-13404

Units: µg/L

Run ID: MSD_11_051027A

Prep Date: 10/27/2005

Analyte	Result	PQL	SpkVal	SpkRefVal	%REC	LowLimit	HighLimit	RPDRefVal	%RPD(Limit)	Qual
Methanol	ND	5000								
Ethanol	ND	5000								
Surr: Hexafluoro-2-propanol	483		500		97	63	137			

Laboratory Control Spike

Type: LCS Test Code: EPA Method SW8260B-DI

File ID: C:\HPCHEM\MMS11\DATA\051027\05102704.D

Batch ID: 13404

Analysis Date: 10/27/2005 10:32

Sample ID: LCS-13404

Units: µg/L

Run ID: MSD_11_051027A

Prep Date: 10/27/2005

Analyte	Result	PQL	SpkVal	SpkRefVal	%REC	LowLimit	HighLimit	RPDRefVal	%RPD(Limit)	Qual
Methanol	270	50	250		108	45	155			
Ethanol	252	5	250		101	51	144			
Surr: Hexafluoro-2-propanol	468		500		94	63	137			

Sample Matrix Spike

Type: MS Test Code: EPA Method SW8260B-DI

File ID: C:\HPCHEM\MMS11\DATA\051027\05102706.D

Batch ID: 13404

Analysis Date: 10/27/2005 11:12

Sample ID: 05102634-02AMS

Units: µg/L

Run ID: MSD_11_051027A

Prep Date: 10/27/2005

Analyte	Result	PQL	SpkVal	SpkRefVal	%REC	LowLimit	HighLimit	RPDRefVal	%RPD(Limit)	Qual
Methanol	292	50	250		0 117	45	163			
Ethanol	266	5	250		0 106	50	149			
Surr: Hexafluoro-2-propanol	469		500		94	63	137			

Sample Matrix Spike Duplicate

Type: MSD Test Code: EPA Method SW8260B-DI

File ID: C:\HPCHEM\MMS11\DATA\051027\05102707.D

Batch ID: 13404

Analysis Date: 10/27/2005 11:33

Sample ID: 05102634-02AMSD

Units: µg/L

Run ID: MSD_11_051027A

Prep Date: 10/27/2005

Analyte	Result	PQL	SpkVal	SpkRefVal	%REC	LowLimit	HighLimit	RPDRefVal	%RPD(Limit)	Qual
Methanol	274	50	250		0 110	45	163	291.6	6.3(22)	
Ethanol	268	5	250		0 107	50	149	265.8	0.8(15)	
Surr: Hexafluoro-2-propanol	471		500		94	63	137			

Comments:

Calculations are based off of raw (non-rounded) data. However, for reporting purposes, all QC data is rounded to three significant figures. Therefore, hand calculated values may differ slightly.

Reported in micrograms per liter, per client request.

Alpha Analytical, Inc.

Phone : (775) 355-1044 FAX : (775) 355-0406

Sample Receipt Checklist

Date Report is due to Client : 11/3/2005

Date of Notice : 10/26/2005 4:02:12

Please take note of any NO check marks. If we receive no response concerning these items within 24 hours of the date of this notice, all of the samples will be analyzed as requested.

Client Name: **Stratus Environmental**

Project ID : 2007-0057-01/ USA 57

Project Manager: **Gowri Kowtha**

Client's EMail: **gkowtha@stratusinc.net**

Work Order Number: **STR05102634**

Client's Phone: **(530) 676-6001**

Client's FAX: **(530) 676-6005**

Date Received: **10/26/2005**

Received by: **Graciela Navarrete**

Chain of Custody (COC) Information

Carrier name: FedEx

Chain of custody present ?	Yes <input checked="" type="checkbox"/>	No <input type="checkbox"/>		
Custody seals intact on shipping container/cooler ?	Yes <input checked="" type="checkbox"/>	No <input type="checkbox"/>	Not Present <input type="checkbox"/>	
Custody seals intact on sample bottles ?	Yes <input type="checkbox"/>	No <input type="checkbox"/>	Not Present <input checked="" type="checkbox"/>	
Chain of custody signed when relinquished and received ?	Yes <input checked="" type="checkbox"/>	No <input type="checkbox"/>		
Chain of custody agrees with sample labels ?	Yes <input checked="" type="checkbox"/>	No <input type="checkbox"/>		
Sample ID noted by Client on COC ?	Yes <input checked="" type="checkbox"/>	No <input type="checkbox"/>		
Date and time of collection noted by Client on COC ?	Yes <input checked="" type="checkbox"/>	No <input type="checkbox"/>		
Samplers's name noted on COC ?	Yes <input checked="" type="checkbox"/>	No <input type="checkbox"/>		
Internal Chain of Custody (COC) requested ?	Yes <input type="checkbox"/>	No <input checked="" type="checkbox"/>		
Sub Contract Lab Used :	None <input checked="" type="checkbox"/>	SEM <input type="checkbox"/>	Other (see comments) <input type="checkbox"/>	

Sample Receipt Information

Shipping container/cooler in good condition?	Yes <input checked="" type="checkbox"/>	No <input type="checkbox"/>	Not Present <input type="checkbox"/>	
Samples in proper container/bottle?	Yes <input checked="" type="checkbox"/>	No <input type="checkbox"/>		
Sample containers intact?	Yes <input checked="" type="checkbox"/>	No <input type="checkbox"/>		
Sufficient sample volume for indicated test?	Yes <input checked="" type="checkbox"/>	No <input type="checkbox"/>		

Sample Preservation and Hold Time (HT) Information

All samples received within holding time?	Yes <input checked="" type="checkbox"/>	No <input type="checkbox"/>		
Container/Temp Blank temperature in compliance (0-6°C)?	Yes <input checked="" type="checkbox"/>	No <input type="checkbox"/>		Cooler Temperature 4°C
Water - VOA vials have zero headspace / no bubbles?	Yes <input checked="" type="checkbox"/>	No <input type="checkbox"/>	No VOA vials submitted <input type="checkbox"/>	
Sample labels checked for correct preservation?	Yes <input checked="" type="checkbox"/>	No <input type="checkbox"/>		
TOC Water - pH acceptable upon receipt (H2SO4 pH<2)?	Yes <input type="checkbox"/>	No <input type="checkbox"/>	N/A <input checked="" type="checkbox"/>	

Analytical Requirement Information

Are non-Standard or Modified methods requested ?	Yes <input type="checkbox"/>	No <input checked="" type="checkbox"/>		
Are there client specific Project requirements ?	Yes <input type="checkbox"/>	No <input checked="" type="checkbox"/>	If YES : see the Chain of Custody (COC)	

Comments :

CHAIN-OF-CUSTODY RECORD

CA

Alpha Analytical, Inc.

255 Glendale Avenue, Suite 21 Sparks, Nevada 89431-5778

TEL: (775) 355-1044 FAX: (775) 355-0406

WorkOrder : STR05102634

Report Due By : 5:00 PM On : 03-Nov-05

Client:

Stratus Environmental
3330 Cameron Park Drive
Suite 550
Cameron Park, CA 95682-8861

Gowri Kowtha

Steve Carter

TEL : (530) 676-6001 x
FAX : (530) 676-6005
Email : gkowtha@stratusinc.net

TEL : (530) 676-6008 x
FAX : (530) 676-6005
Email : scarter@stratusinc.net

EDD Required : Yes

Sampled by : Vince Zalutka

Report Attention : Gowri Kowtha

Job : 2007-0057-01/ USA 57

CC Report : Steve Carter

PO :

Client's COC # : none

Cooler Temp : 4°C

Date Printed:

26-Oct-05

QC Level : S3 = Final Rpt, MBLK, LCS, MS/MSD With Surrogates

Alpha Sample ID	Client Sample ID	Collection Matrix	Collection Date	No. of Bottles				Requested Tests			Sample Remarks
				ORG	SUB	TAT	PWS #	ALCOHOL W	TPHP_W	VOC_W	
STR05102634-01A	S-1	AQ	10/24/05 09:44	5	0	6		MeOH / EtOH	GAS-C	BTEX, SOXY, 1,2-DCA, EDB, C	
STR05102634-02A	S-2	AQ	10/24/05 14:20	5	0	6		MeOH / EtOH	GAS-C	BTEX, SOXY, 1,2-DCA, EDB, C	
STR05102634-03A	MW-3	AQ	10/24/05 08:27	5	0	6		MeOH / EtOH	GAS-C	BTEX, SOXY, 1,2-DCA, EDB, C	
STR05102634-04A	MW-4	AQ	10/24/05 10:50	5	0	6		MeOH / EtOH	GAS-C	BTEX, SOXY, 1,2-DCA, EDB, C	
STR05102634-05A	MW-5	AQ	10/24/05 14:31	5	0	6		MeOH / EtOH	GAS-C	BTEX, SOXY, 1,2-DCA, EDB, C	
STR05102634-06A	MW-7	AQ	10/24/05 12:46	5	0	6		MeOH / EtOH	GAS-C	BTEX, SOXY, 1,2-DCA, EDB, C	

Comments: Security seals intact, ice frozen. Ca samples. Send copy of receipt checklist with final report. :

Logged in by: *[Signature]* *G. Navarrete* Alpha Analytical, Inc. 10/26/05 3:50
 Signature: _____ Print Name: _____ Company: _____ Date/Time: _____

NOTE: Samples are discarded 60 days after results are reported unless other arrangements are made. Hazardous samples will be returned to client or disposed of at client expense. The report for the analysis of the above samples is applicable only to those samples received by the laboratory with this COC. The liability of the laboratory is limited to the amount paid for the report. Matrix Type: AQ(Aqueous) AR(Air) SO(Soil) WS(Waste) DW(Drinking Water) OT(Other) Bottle Type: L-Liter V-Voa S-Soil Jar O-Orbo T-Tedlar B-Brass P-Plastic OT-Other

CHAIN-OF-CUSTODY RECORD

CA

WorkOrder : STR05102634

Alpha Analytical, Inc.

255 Glendale Avenue, Suite 21 Sparks, Nevada 89431-5778
 TEL: (775) 355-1044 FAX: (775) 355-0406

Client:
 Stratus Environmental
 3330 Cameron Park Drive
 Suite 550
 Cameron Park, CA 95682-8861

<u>Gowri Kowtha</u> TEL : (530) 676-6001 x FAX : (530) 676-6005 EMail : gkowtha@stratusinc.net	<u>Steve Carter</u> TEL : (530) 676-6008 x FAX : (530) 676-6005 EMail : scarter@stratusinc.net
---	---

Report Due By : 5:00 PM On : 03-Nov-05

EDD Required : Yes

Sampled by : Vince Zalutka

Report Attention : Gowri Kowtha
CC Report : Steve Carter

Job : 2007-0057-01/ USA 57
 PO :

Client's COC # : none

Cooler Temp : 4 °C

Date Printed:

26-Oct-05

QC Level : S3 = Final Rpt, MBLK, LCS, MS/MSD With Surrogates


Alpha Sample ID	Client Sample ID	Collection Matrix	Collection Date	No. of Bottles				Requested Tests				Sample Remarks
				ORG	SUB	TAT	PWS #	ALCOHOL W	TPHIP W	VOC W		
STR05102634-07A	MW-8	AQ	10/24/05 09:58	5	0	6		MeOH / EtOH	GAS-C	BTEX / SOXY / 1,2-DCA / EDB_C		
STR05102634-08A	EX-1	AQ	10/24/05 11:04	5	0	6		MeOH / EtOH	GAS-C	BTEX / SOXY / 1,2-DCA / EDB_C		
STR05102634-09A	EX-2	AQ	10/24/05 08:10	5	0	6		MeOH / EtOH	GAS-C	BTEX / SOXY / 1,2-DCA / EDB_C		
STR05102634-10A	EX-3	AQ	10/24/05 13:56	5	0	6		MeOH / EtOH	GAS-C	BTEX / SOXY / 1,2-DCA / EDB_C		
STR05102634-11A	EX-4	AQ	10/24/05 14:07	5	0	6		MeOH / EtOH	GAS-C	BTEX / SOXY / 1,2-DCA / EDB_C		

Comments: Security seals intact, ice frozen. Ca samples. Send copy of receipt checklist with final report. :

Logged in by: G. Navarrete G. Navarrete

Company: Alpha Analytical, Inc. Date/Time: 10/26/05 3:50

NOTE: Samples are discarded 60 days after results are reported unless other arrangements are made. Hazardous samples will be returned to client or disposed of at client expense. The report for the analysis of the above samples is applicable only to those samples received by the laboratory with this COC. The liability of the laboratory is limited to the amount paid for the report. Matrix Type : AQ(Aqueous) AR(Air) SO(Soil) WS(Waste) DW(Drinking Water) OT(Other) Bottle Type: L-Liter V-Voa S-Soil Jar O-Orbo T-Tedlar B-Brass P-Plastic OT-Other

Billing Information: Stratus Environmental Address: 3330 Cameron Park Drive City, State, Zip: Cameron Park, CA 95667 Fax: 530-678-6005 Phone: 530-678-6001	Global ID: T0600101808 EDF: YES Project #: 2007-0057-01 Email: Report Attention: Gowri / Steve Sampled By: Vince Zalutka	 Alpha Analytical, Inc. 250 Grandale Avenue Suite 21 Sparks, NV 89431 (775) 355-1044 (775) 355-0406 Fax
Client: USA 57 Address: 10700 McArthur Blvd. City, State, Zip: Oakland, CA	Page # 1 of 1	

Time Sampled	Date Sampled	Matrix	Lab ID (For Lab Use ONLY)	Sample Description	Containers	TAT (Working Days)	Analysis Requested										Remarks	
							TPH-G	BTEX	5 OXY's	1,2-DCA	EDB	Methanol	Ethanol					
0944	10/24/2005	AQ	05102634-01	S-1	HCL VOA's	STD	X	X	X	X	X	X	X	X	X			
1430	10/24/2005	AQ		2 S-2	HCL VOA's	STD	X	X	X	X	X	X	X	X	X			
0827	10/24/2005	AQ		3 MW-3	HCL VOA's	STD	X	X	X	X	X	X	X	X	X			
1050	10/24/2005	AQ		4 MW-4	HCL VOA's	STD	X	X	X	X	X	X	X	X	X			
1431	10/24/2005	AQ		5 MW-5	HCL VOA's	STD	X	X	X	X	X	X	X	X	X			
N/S	10/24/2005	AQ		MW-6	HCL VOA's	STD	X	X	X	X	X	X	X	X	X			not sampled
1246	10/24/2005	AQ		6 MW-7	HCL VOA's	STD	X	X	X	X	X	X	X	X	X			
0958	10/24/2005	AQ		7 MW-8	HCL VOA's	STD	X	X	X	X	X	X	X	X	X			
1104	10/24/2005	AQ		8 EX-1	HCL VOA's	STD	X	X	X	X	X	X	X	X	X			
0810	10/24/2005	AQ		9 EX-2	HCL VOA's	STD	X	X	X	X	X	X	X	X	X			
1356	10/24/2005	AQ		10 EX-3	HCL VOA's	STD	X	X	X	X	X	X	X	X	X			
1407	10/24/2005	AQ		11 EX-4	HCL VOA's	STD	X	X	X	X	X	X	X	X	X			

CA Today

ADDITIONAL INSTRUCTIONS:

Signature		Company	Date	Time
Relinquished by: <i>Vince Zalutka</i>	Vince Zalutka	Stratus Environmental	10-25-05	8:30
Received by: <i>Lisa Brylow</i>	Lisa Brylow	ALPHA	10-25-05	8:30
Relinquished by: <i>Isabella Claremonte</i>	Isabella Claremonte	Alpha	10-26-05	3:50
Received by:				

Key: AQ - Aqueous WA - Waste OT - Other L - Liter V - VOA S - Soil Jar O - Orbo T - Tedlar B - Brass P - Plastic OT - Other

NOTE: Samples are discarded 60 days after sample receipt unless other arrangements are made. Hazardous samples will be returned to client or disposed of at client expense. The report for the analysis of the above samples is applicable only to those samples received by the laboratory with this COC. The liability of the laboratory is limited to the amount paid for the report.