

RECEIVED

2:08 pm, Aug 22, 2007

Alameda County
Environmental Health



Denis L. Brown

Shell Oil Products US

Jerry Wickham
Alameda County Health Care Services Agency
1131 Harbor Bay Parkway, Suite 250
Alameda, California 94502-6577

HSE – Environmental Services
20945 S. Wilmington Ave.
Carson, CA 90810-1039
Tel (707) 865 0251
Fax (707) 865 2542

Email denis.l.brown@shell.com

Re: Shell-branded Service Station
540 Hegenberger Road
Oakland, California
SAP Code 135694
Incident No. 98995752
ACHCSA Case No. 0223

Dear Mr. Wickham:

The attached document is provided for your review and comment. Upon information and belief, I declare, under penalty of perjury, that the information contained in the attached document is true and correct.

If you have any questions or concerns, please call me at (707) 865-0251.

Sincerely,

A handwritten signature in black ink, appearing to read "Denis L. Brown", is located below the "Sincerely," text.

Denis L. Brown
Project Manager



**CONESTOGA-ROVERS
& ASSOCIATES**

19449 Riverside Drive, Suite 230, Sonoma, California 95476
Telephone: 707-935-4850 Facsimile: 707-935-6649
www.CRAworld.com

August 22, 2007

Mr. Jerry Wickham
Hazardous Materials Specialist
Alameda County Health Care Services Agency
1131 Harbor Bay Parkway, Suite 250
Alameda, California 94502-6577

Re: **Groundwater Monitoring Report – Second Quarter 2007**
Shell-branded Service Station
540 Hegenberger Road
Oakland, California
SAP Code 135694
Incident No. 98995752
Agency Case No. 0223


Dear Mr. Wickham:

Conestoga-Rovers & Associates (Cambria) prepared this report on behalf of Equilon Enterprises LLC dba Shell Oil Products US (Shell) in accordance with the quarterly reporting requirements of 23 CCR 2652d.

If you have any questions regarding the contents of this document, please call Ana Friel at (707) 268-3812.

Sincerely,
Conestoga-Rovers & Associates

Ana Friel, PG
Project Manager



Enclosure: Groundwater Monitoring Report – Second Quarter 2007

cc: Mr. Denis Brown, Shell

Equal
Employment
Opportunity Employer



**CONESTOGA-ROVERS
& ASSOCIATES**

Mr. Jerry Wickham
August 22, 2007

GROUNDWATER MONITORING REPORT – SECOND QUARTER 2007

Site Address	<u>540 Hegenberger Road, Oakland</u>
Site Use	<u>Shell-branded Service Station</u>
Shell Project Manager	<u>Denis Brown</u>
Consultant and Contact Person	<u>CRA, Ana Friel</u>
Lead Agency and Contact	<u>ACHCSA, Jerry Wickham</u>
Agency Case No.	<u>0223</u>
Shell SAP Code	<u>135694</u>
Shell Incident No.	<u>98995752</u>
Date of Most Recent Agency Correspondence	<u>January 11, 2007</u>

Current Quarter's Activities

1. Blaine Tech Services, Inc. (Blaine) gauged and sampled wells according to the established monitoring program for this site.
2. CRA prepared a vicinity map (Figure 1) and a groundwater contour and chemical concentration map (Figure 2). The Blaine report, presenting the analytical data, is included in Attachment A.

Current Quarter's Findings

Groundwater Flow Direction	<u>Southeasterly</u>
Hydraulic Gradient	<u>0.03</u>
Depth to Water	<u>4.14 to 7.88 feet below top of well casing</u>

Proposed Activities for Next Quarter

1. Blaine will gauge and sample wells during the third month of the quarter, according to the established monitoring program for this site, and CRA will prepare a report.



**CONESTOGA-ROVERS
& ASSOCIATES**

Mr. Jerry Wickham
August 22, 2007

Discussion

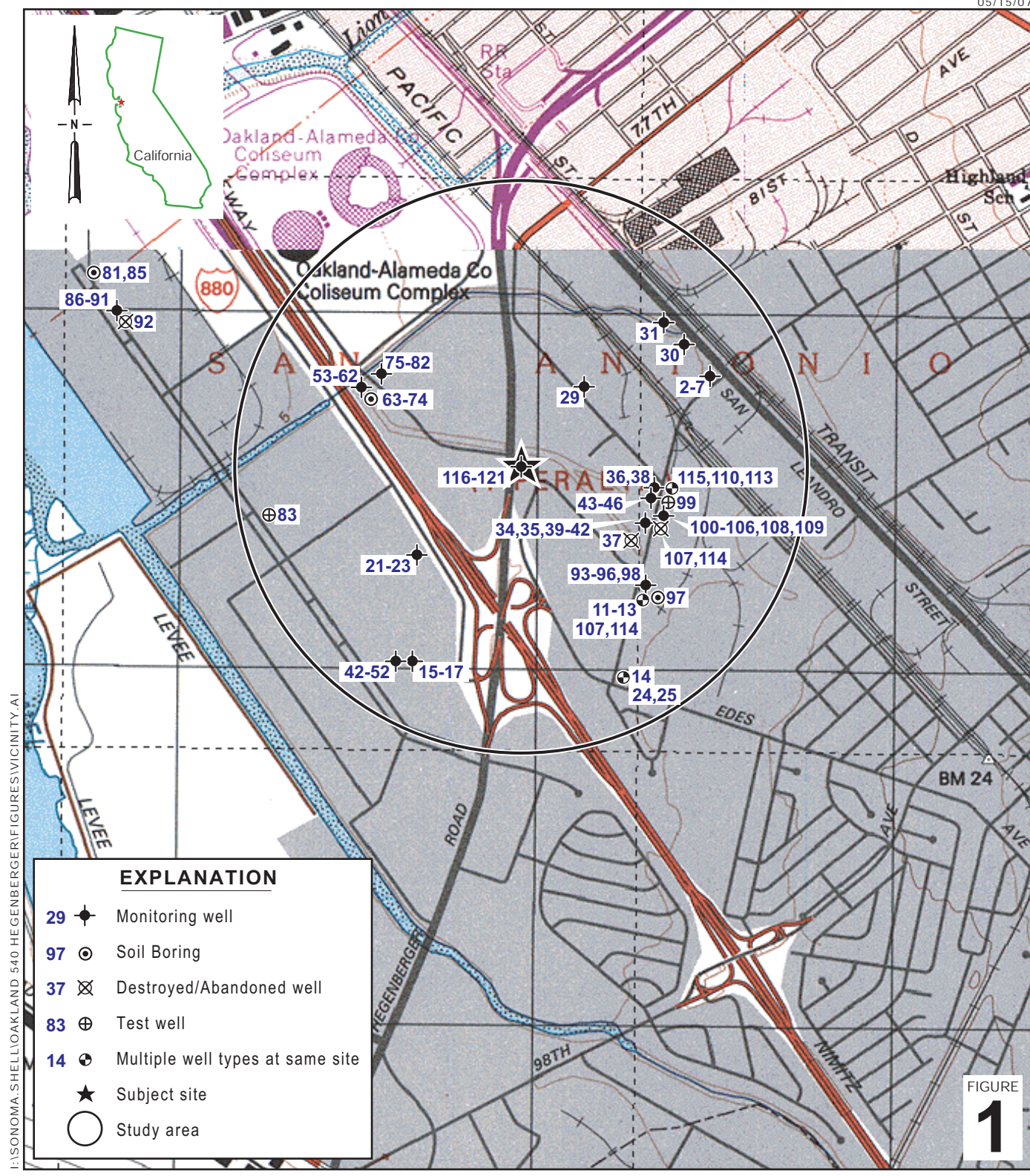
Some rebound of constituents continues to be observed in well MW-3; however, given the significant increase in tert butyl alcohol (TBA) observed in this well and in well MW-1 this quarter, it appears that biodegradation of MTBE is still occurring at this site. Other site wells continue to show low and decreasing concentrations since shutdown of the groundwater extraction system in November 2005.

Figures: 1 - Vicinity Map
 2 - Groundwater Contour and Chemical Concentration Map

Attachment: A - Blaine Tech Services, Inc. - Groundwater Monitoring Report

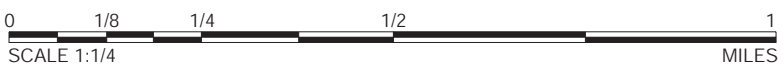
Conestoga-Rovers & Associates (CRA) prepared this document for use by our client and appropriate regulatory agencies. It is based partially on information available to CRA from outside sources and/or in the public domain, and partially on information supplied by CRA and its subcontractors. CRA makes no warranty or guarantee, expressed or implied, included or intended in this document, with respect to the accuracy of information obtained from these outside sources or the public domain, or any conclusions or recommendations based on information that was not independently verified by CRA. This document represents the best professional judgment of CRA. None of the work performed hereunder constitutes or shall be represented as a legal opinion of any kind or nature.

I:\Sonoma.Shell\Oakland 540 Hegenberger\Qm\2007\2Q07\Text 540 Hegenberger Oakland 2Q07.doc



I:\SONOMA_SHELL\OAKLAND_540_HEGENBERGER\FIGURES\VICINITY.A1

FIGURE 1

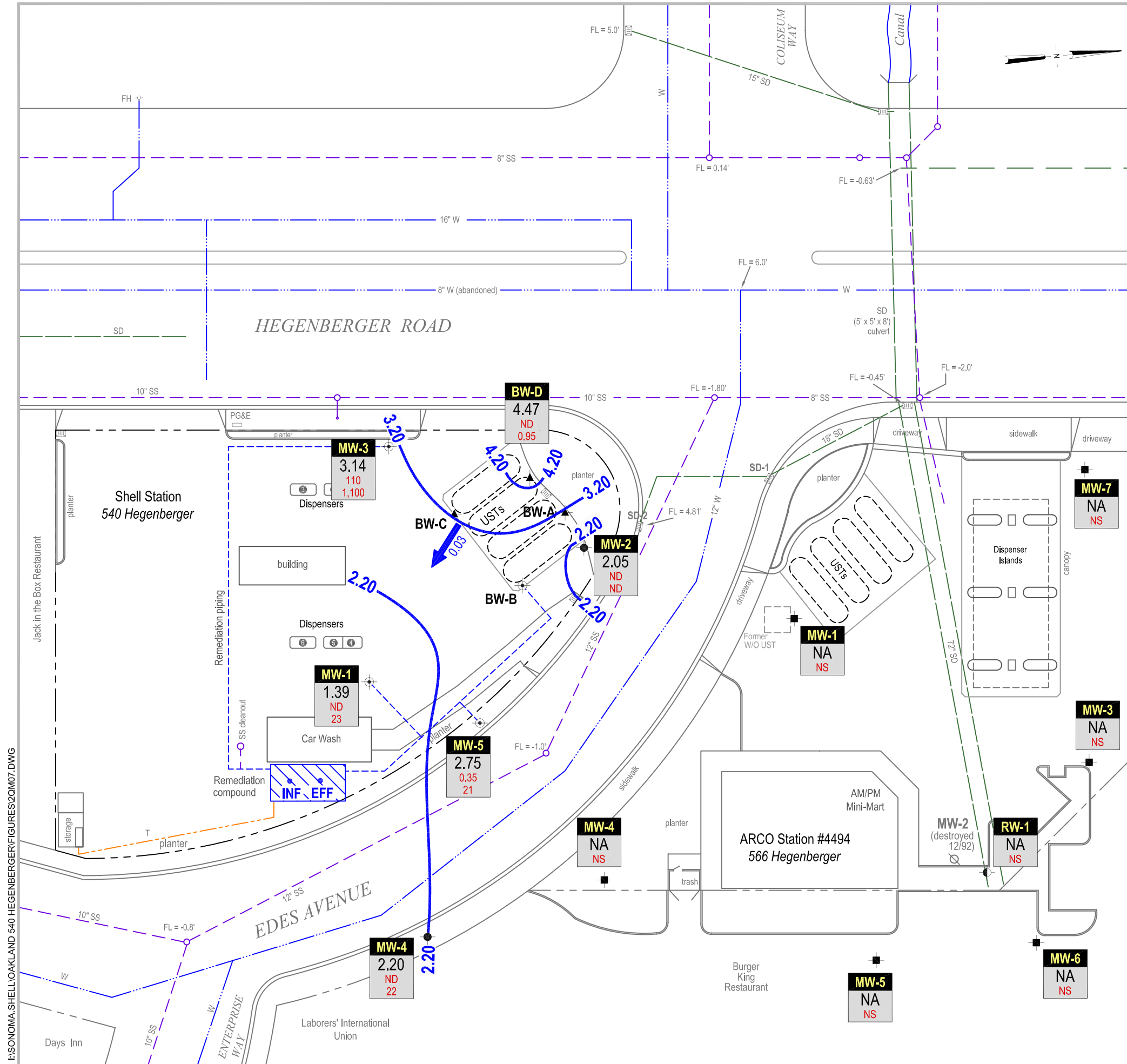


Shell-branded Service Station
 540 Hegenberger Road
 Oakland, California



**CONESTOGA-ROVERS
 & ASSOCIATES**

Vicinity Map

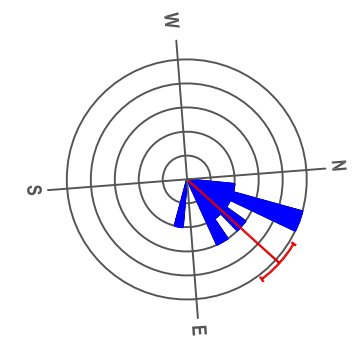


EXPLANATION

- MW-2** ● Monitoring well location (Shell)
- BW-A** ▲ Tank backfill well location (Shell)
- MW-1** ⊕ Groundwater extraction well location (Shell)
- MW-1** ■ Monitoring well location (ARCO)
- RW-1** ⊕ Recovery well location (ARCO)
- MW-2** ⊗ Destroyed well location (ARCO)
- Sanitary sewer main (SS)
- Water line (W)
- Telephone line (T)
- Storm drain (SD)
- ▶ Flow direction
- FH ◊ Fire hydrant
- FL = 5.0' Flowline elevation (msl)
- INF ● GWE sample location
- XX.XX Groundwater elevation contour, in feet above msl
- 0.02 → Groundwater gradient and flow direction

Well	ELEV	Benzene	MTBE
MW-3	3.14	110	1,100
MW-1	1.39	ND	23
MW-5	2.75	0.35	21
MW-4	2.20	ND	22
MW-2	2.05	ND	ND
MW-4	NA	NS	NS
MW-5	NA	NS	NS
MW-6	NA	NS	NS
MW-7	NA	NS	NS
MW-1	NA	NS	NS
MW-2 (destroyed)	NA	NS	NS
RW-1	NA	NS	NS

Notes:
 NA = Not available
 ND = Not detected
 NS = Not sampled



Shell Groundwater Gradient Direction
 August 1998 through March 2003
 (20 events prior to groundwater extraction)

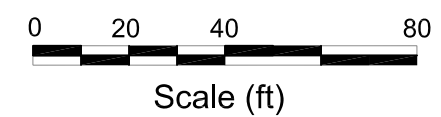


FIGURE
2

**Groundwater Contour and
 Chemical Concentration Map**



Shell-branded Service Station
 540 Hegenberger Road
 Oakland, California

June 11, 2007

I:\SONOMA-SHELLOAKLAND 540 HEGENBERGER\FIGURES\2\Q0M07.DWG

Attachment A

**Blaine Tech Services, Inc.
Groundwater Monitoring Report**

BLAINE
TECH SERVICES INC.

GROUNDWATER SAMPLING SPECIALISTS
SINCE 1985

July 16, 2007

Denis Brown
Shell Oil Products US
20945 South Wilmington Avenue
Carson, CA 90810

Second Quarter 2007 Groundwater Monitoring at
Shell-branded Service Station
540 Hegenberger Road
Oakland, CA

Monitoring performed on June 11, 2007

Groundwater Monitoring Report **070611-DR-3**

This report covers the routine monitoring of groundwater wells at this Shell-branded facility. In accordance with standard procedures that conform to Regional Water Quality Control Board requirements, routine field data collection includes depth to water, total well depth, thickness of any separate immiscible layer, water column volume, calculated purge volume (if applicable), elapsed evacuation time (if applicable), total volume of water removed (if applicable), and standard water parameter instrument readings. Sample material is collected, contained, stored, and transported to the laboratory in conformance with EPA standards. Purgewater (if applicable) is, likewise, collected and transported to the Martinez Refining Company.

Basic field information is presented alongside analytical values excerpted from the laboratory report in the cumulative table of **WELL CONCENTRATIONS**. The full analytical report for the most recent samples and the field data sheets are attached to this report.

At a minimum, Blaine Tech Services, Inc. field personnel are certified on completion of a forty-hour Hazardous Materials and Emergency Response training course per 29 CFR 1910.120. Field personnel are also enrolled in annual eight-hour refresher courses.

Blaine Tech Services, Inc. conducts sampling and documentation assignments of this type as an independent third party. Our activities at this site consisted of objective data and sample collection only. No interpretation of analytical results, defining of hydrological conditions or formulation of recommendations was performed.

Please call if you have any questions.

Yours truly,

Mike Ninokata
Project Manager

MN/np

attachments: Cumulative Table of WELL CONCENTRATIONS
Certified Analytical Report
Field Data Sheets

cc: Ana Friel
Conestoga-Rovers & Associates
19449 Riverside Dr., Suite 230
Sonoma, CA 95476

WELL CONCENTRATIONS
Shell-branded Service Station
540 Hegenberger Road
Oakland, CA

Well ID	Date	TPPH (ug/L)	B (ug/L)	T (ug/L)	E (ug/L)	X (ug/L)	MTBE 8020 (ug/L)	MTBE 8260 (ug/L)	DIPE (ug/L)	ETBE (ug/L)	TAME (ug/L)	TBA (ug/L)	Ethanol (ug/L)	TOC (MSL)	Depth to Water (ft.)	GW Elevation (MSL)	DO Reading (ppm)
MW-1 (a)	08/26/1998	2,700	28	55	59	39	33,000	NA	NA	NA	NA	NA	NA	10.54	7.91	2.63	1.8
MW-1 (b)	08/26/1998	<1,000	22	<10	<10	<10	17,000	NA	NA	NA	NA	NA	NA	10.54	7.91	2.63	2.2
MW-1	12/28/1998	<5,000	<50.0	<50.0	<50.0	<50.0	153,000	33,000	NA	NA	NA	NA	NA	10.54	8.75	1.79	1.9
MW-1	03/29/1999	<2,000	<20.0	<20.0	<20.0	<20.0	693,000	NA	NA	NA	NA	NA	NA	10.54	8.32	2.22	2.0
MW-1	06/22/1999	20,000	<200	<200	<200	<200	150,000	NA	NA	NA	NA	NA	NA	10.54	9.05	1.49	1.7
MW-1	09/30/1999	<2,500	<25.0	<25.0	<25.0	<25.0	30,900	NA	NA	NA	NA	NA	NA	10.54	8.35	2.19	2.6
MW-1	11/19/1999	NA	NA	NA	NA	NA	NA	NA	NA	NA	NA	NA	NA	10.54	9.58	0.96	NA
MW-1	11/24/1999	NA	NA	NA	NA	NA	NA	NA	NA	NA	NA	NA	NA	10.54	9.65	0.89	NA
MW-1	12/02/1999	NA	NA	NA	NA	NA	NA	NA	NA	NA	NA	NA	NA	10.54	9.55	0.99	NA
MW-1	12/10/1999	<50.0	29.7	<20.0	<20.0	<20.0	76,300	NA	NA	NA	NA	NA	NA	10.54	8.86	1.68	1.2
MW-1	03/02/2000	<2,500	<25.0	<25.0	<25.0	<25.0	27,600	NA	NA	NA	NA	NA	NA	10.54	8.83	1.71	3.2
MW-1	06/08/2000	<2,000	<20.0	<20.0	<20.0	<20.0	59,000	67,600	NA	NA	NA	NA	NA	10.54	7.78	2.76	1.9
MW-1	09/05/2000	<10,000	411	<100	<100	<100	71,100	115,000 e	NA	NA	NA	NA	NA	10.54	7.84	2.70	NA
MW-1	12/15/2000	35,600	1,310	<50.0	<50.0	<50.0	136,000	f	NA	NA	NA	NA	NA	10.54	7.65	2.89	NA
MW-1	03/09/2001	<10,000	1,390	<100	<100	<100	89,600	164,000	NA	NA	NA	NA	NA	10.54	6.44	4.10	NA
MW-1	06/27/2001	<5,000	<50	<50	<50	<50	NA	19,000	NA	NA	NA	NA	NA	10.54	8.46	2.08	NA
MW-1	09/19/2001	<5,000	<50	<50	<50	<50	NA	52,000	NA	NA	NA	NA	NA	10.54	8.10	2.44	NA
MW-1	12/31/2001	<5,000	<25	<25	<25	<25	NA	17,000	NA	NA	NA	NA	NA	10.54	7.31	3.23	NA
MW-1	03/14/2002	<20,000	<200	<200	<200	<200	NA	60,000	NA	NA	NA	NA	NA	10.54	7.68	2.86	NA
MW-1	06/25/2002	<5,000	<50	<50	<50	<50	NA	34,000	NA	NA	NA	NA	NA	10.54	8.40	2.14	NA
MW-1	09/19/2002	<2,500	<25	<25	<25	<25	NA	18,000	NA	NA	NA	NA	NA	10.52	8.58	1.94	NA
MW-1	12/12/2002	<5,000	<50	<50	<50	<50	NA	30,000	NA	NA	NA	NA	NA	10.52	8.41	2.11	NA
MW-1	01/02/2003	NA	<0.50	<0.50	<0.50	<1.0	NA	NA	NA	NA	NA	NA	NA	10.52	7.45	3.07	NA
MW-1	03/20/2003 g	3,800	<25	<25	<25	<25	5,500	NA	NA	NA	NA	NA	NA	10.52	8.21	2.31	NA
MW-1	06/23/2003	<10,000	<100	<100	<100	<200	NA	35,000	NA	NA	NA	NA	NA	10.52	9.02	1.50	NA
MW-1	09/22/2003	<5,000	<50	<50	<50	<100	NA	15,000	NA	NA	NA	NA	NA	10.52	15.74	-5.22	NA
MW-1	12/03/2003	<1,300	<13	<13	<13	<25	NA	3,600	NA	NA	NA	NA	NA	10.52	18.35 h	NA	NA
MW-1	03/18/2004	<250	<2.5	<2.5	<2.5	<5.0	NA	570	NA	NA	NA	NA	NA	10.52	7.32	3.20	NA

WELL CONCENTRATIONS
Shell-branded Service Station
540 Hegenberger Road
Oakland, CA

Well ID	Date	TPPH (ug/L)	B (ug/L)	T (ug/L)	E (ug/L)	X (ug/L)	MTBE 8020 (ug/L)	MTBE 8260 (ug/L)	DIPE (ug/L)	ETBE (ug/L)	TAME (ug/L)	TBA (ug/L)	Ethanol (ug/L)	TOC (MSL)	Depth to Water (ft.)	GW Elevation (MSL)	DO Reading (ppm)
MW-1	05/25/2004	<250	<2.5	<2.5	<2.5	<5.0	NA	250	NA	NA	NA	NA	NA	10.52	6.80	3.72	NA
MW-1	09/22/2004	<2,000	<20	<20	<20	<40	NA	170	<80	<80	<80	20,000	<2,000	10.52	6.55	3.97	NA
MW-1	12/22/2004	<500	<5.0	<5.0	<5.0	<10	NA	57	NA	NA	NA	NA	NA	10.52	6.44	4.08	NA
MW-1	02/23/2005	<2,000	<20	<20	<20	<40	NA	110	NA	NA	NA	NA	NA	10.52	5.79	4.73	NA
MW-1	06/27/2005	<250	<2.5	<2.5	<2.5	<5.0	NA	16	NA	NA	NA	NA	NA	10.52	6.43	4.09	NA
MW-1	08/31/2005	<250	<2.5	<2.5	<2.5	<5.0	NA	32	<10	<10	<10	4,000	<250	9.27	6.38	2.89	NA
MW-1	12/14/2005	<50.0	<0.500	2.03	<0.500	<0.500	NA	30.4	NA	NA	NA	NA	NA	9.27	6.46	2.81	NA
MW-1	03/08/2006	417	1.87	<0.500	<0.500	0.830	NA	17.8	NA	NA	NA	3,380	NA	9.27	6.21	3.06	NA
MW-1	06/14/2006	728	282	1.61	4.16	9.82	NA	109	NA	NA	NA	2,950	NA	9.27	6.86	2.41	NA
MW-1	09/27/2006	817	<0.500	<0.500	<0.500	<0.500	NA	122	<0.500	<0.500	<0.500	1,420	<50.0	9.27	7.70	1.57	NA
MW-1	11/30/2006	150	<0.50	<0.50	<0.50	<1.0	NA	54	NA	NA	NA	3,200	NA	9.27	7.59	1.68	NA
MW-1	03/06/2007	150 k	<0.50 k	<1.0 k	<0.50 k	<1.0 k	NA	40 k	NA	NA	NA	3,600 k	NA	9.27	6.38	2.89	NA
MW-1	06/11/2007	340	<5.0	<10	<10	<10	NA	23	NA	NA	NA	14,000	NA	9.27	7.88	1.39	NA

MW-2 (a)	08/26/1998	<250	3.2	<2.5	<2.5	<2.5	4,000	NA	NA	NA	NA	NA	NA	9.21	7.18	2.03	2.4
MW-2 (b)	08/26/1998	<250	3.1	<2.5	<2.5	<2.5	4,800	NA	NA	NA	NA	NA	NA	9.21	7.18	2.03	2.7
MW-2 (D)(b)	08/26/1998	<250	4.8	<2.5	<2.5	6.0	3,300	NA	NA	NA	NA	NA	NA	9.21	7.18	2.03	2.7
MW-2	12/28/1998	<50.0	<0.500	<0.500	<0.500	<0.500	28.8	NA	NA	NA	NA	NA	NA	9.21	7.34	1.87	2.1
MW-2	03/29/1999	235	<0.500	<0.500	<0.500	3.4	101	NA	NA	NA	NA	NA	NA	9.21	6.85	2.36	2.0
MW-2	06/22/1999	<50	<0.50	<0.50	<0.50	<0.50	<2.5	NA	NA	NA	NA	NA	NA	9.21	7.10	2.11	1.9
MW-2	09/30/1999	<50.0	<0.500	<0.500	<0.500	<0.500	1,700	NA	NA	NA	NA	NA	NA	9.21	8.06	1.15	1.0
MW-2	12/10/1999	<50.0	<0.500	<0.500	<0.500	<0.500	<2.50	NA	NA	NA	NA	NA	NA	9.21	8.61	0.60	1.4
MW-2	03/02/2000	<500	11.5	<5.00	<5.00	<5.00	5,280	NA	NA	NA	NA	NA	NA	9.21	6.33	2.88	0.4
MW-2	06/08/2000	<50.0	0.670	<0.500	<0.500	<0.500	3,160	NA	NA	NA	NA	NA	NA	9.21	6.87	2.34	1.6
MW-2	09/05/2000	<1,000	<10.0	<10.0	<10.0	<10.0	9,600	NA	NA	NA	NA	NA	NA	9.21	6.79	2.42	NA
MW-2	12/15/2000	<200	<2.00	<2.00	<2.00	<2.00	6,320	NA	NA	NA	NA	NA	NA	9.21	6.76	2.45	NA
MW-2	03/09/2001	<500	<5.00	<5.00	<5.00	<5.00	17,200	NA	NA	NA	NA	NA	NA	9.21	6.28	2.93	NA
MW-2	06/27/2001	<100	1.4	<1.0	<1.0	<2.0	NA	470	NA	NA	NA	NA	NA	9.21	7.12	2.09	NA

WELL CONCENTRATIONS
Shell-branded Service Station
540 Hegenberger Road
Oakland, CA

Well ID	Date	TPPH (ug/L)	B (ug/L)	T (ug/L)	E (ug/L)	X (ug/L)	MTBE 8020 (ug/L)	MTBE 8260 (ug/L)	DIPE (ug/L)	ETBE (ug/L)	TAME (ug/L)	TBA (ug/L)	Ethanol (ug/L)	TOC (MSL)	Depth to Water (ft.)	GW Elevation (MSL)	DO Reading (ppm)
MW-2	09/19/2001	<50	<0.50	<0.50	<0.50	<0.50	NA	330	NA	NA	NA	NA	NA	9.21	7.17	2.04	NA
MW-2	12/31/2001	<100	<1.0	<1.0	<1.0	<1.0	NA	420	NA	NA	NA	NA	NA	9.21	6.24	2.97	NA
MW-2	03/14/2002	<250	4.5	3.3	<2.5	<2.5	NA	1,600	NA	NA	NA	NA	NA	9.21	6.72	2.49	NA
MW-2	06/25/2002	<50	<0.50	<0.50	<0.50	<0.50	NA	110	NA	NA	NA	NA	NA	9.21	7.23	1.98	NA
MW-2	09/19/2002	<50	<0.50	<0.50	<0.50	<0.50	NA	90	NA	NA	NA	NA	NA	9.19	7.48	1.71	NA
MW-2	12/12/2002	<50	<0.50	<0.50	<0.50	<0.50	NA	170	NA	NA	NA	NA	NA	9.19	7.33	1.86	NA
MW-2	03/20/2003 g	56	<0.50	<0.50	<0.50	<0.50	58	NA	NA	NA	NA	NA	NA	9.19	7.65	1.54	NA
MW-2	06/23/2003	<50	<0.50	<0.50	<0.50	<1.0	NA	44	NA	NA	NA	NA	NA	9.19	8.72	0.47	NA
MW-2	09/22/2003	<250	<2.5	<2.5	<2.5	<5.0	NA	37	NA	NA	NA	NA	NA	9.19	8.84	0.35	NA
MW-2	12/03/2003	<250	<2.5	<2.5	<2.5	<5.0	NA	99	NA	NA	NA	NA	NA	9.19	8.95	0.24	NA
MW-2	03/18/2004	<50	<0.50	<0.50	<0.50	<1.0	NA	24	NA	NA	NA	NA	NA	9.19	7.19	2.00	NA
MW-2	05/25/2004	<50	<0.50	<0.50	<0.50	<1.0	NA	53	NA	NA	NA	NA	NA	9.19	8.40	0.79	NA
MW-2	09/22/2004	<50	<0.50	<0.50	<0.50	<1.0	NA	24	<2.0	<2.0	<2.0	100	<50	9.19	7.08	2.11	NA
MW-2	12/22/2004	<50	<0.50	<0.50	<0.50	<1.0	NA	39	NA	NA	NA	NA	NA	9.19	7.09	2.10	NA
MW-2	02/23/2005	<50	<0.50	<0.50	<0.50	<1.0	NA	38	NA	NA	NA	NA	NA	9.19	6.50	2.69	NA
MW-2	06/27/2005	<50	<0.50	<0.50	<0.50	<1.0	NA	28	NA	NA	NA	NA	NA	9.19	7.17	2.02	NA
MW-2	08/31/2005	<50	<0.50	<0.50	<0.50	<1.0	NA	5.5	<2.0	<2.0	<2.0	19	<50	9.19	7.21	1.98	NA
MW-2	12/14/2005	<50.0	<0.500	2.16	<0.500	<0.500	NA	5.33	NA	NA	NA	NA	NA	9.19	7.13	2.06	NA
MW-2	03/08/2006	<50.0	<0.500	<0.500	<0.500	0.560	NA	18.8	NA	NA	NA	<10.0	NA	9.19	6.02	3.17	NA
MW-2	06/14/2006	<50.0	<0.500	0.680	<0.500	<0.500	NA	2.17	NA	NA	NA	<10.0	NA	9.19	7.19	2.00	NA
MW-2	09/27/2006	276	<0.500	<0.500	<0.500	<0.500	NA	5.29	<0.500	<0.500	<0.500	29.9	<50.0	9.19	7.45	1.74	NA
MW-2	11/30/2006	<50	<0.50	<0.50	<0.50	<1.0	NA	<0.50	NA	NA	NA	<5.0	NA	9.19	7.30	1.89	NA
MW-2	03/06/2007	<50 k	<0.50 k	<1.0 k	<0.50 k	<1.0 k	NA	0.87 k	NA	NA	NA	<5.0 k	NA	9.19	6.70	2.49	NA
MW-2	06/11/2007	<50	<0.50	<1.0	<1.0	<1.0	NA	<1.0	NA	NA	NA	<10	NA	9.19	7.14	2.05	NA
MW-3 (a)	08/26/1998	2,300	180	330	<0.50	420	44,000	NA	NA	NA	NA	NA	NA	9.45	6.52	2.93	1.8
MW-3 (b)	08/26/1998	<50	<0.50	<0.50	<0.50	<0.50	52,000	75,000	NA	NA	NA	NA	NA	9.45	6.52	2.93	2.3
MW-3	12/28/1998	<5.00	139	<50.0	<50.0	<50.0	15,100	NA	NA	NA	NA	NA	NA	9.45	6.73	2.72	1.7

WELL CONCENTRATIONS
Shell-branded Service Station
540 Hegenberger Road
Oakland, CA

Well ID	Date	TPPH (ug/L)	B (ug/L)	T (ug/L)	E (ug/L)	X (ug/L)	MTBE 8020 (ug/L)	MTBE 8260 (ug/L)	DIPE (ug/L)	ETBE (ug/L)	TAME (ug/L)	TBA (ug/L)	Ethanol (ug/L)	TOC (MSL)	Depth to Water (ft.)	GW Elevation (MSL)	DO Reading (ppm)
MW-3	03/29/1999	52,500	5,500	6,900	1,360	6,250	508,000	630,000 c	NA	NA	NA	NA	NA	9.45	6.21	3.24	2.1
MW-3	06/22/1999	58,000	6,600	9,850	1,640	6,950	677,000	653,000	NA	NA	NA	NA	NA	9.45	7.00	2.45	1.3
MW-3	09/30/1999	4,360	121	122	36.1	647	33,700	35,600	NA	NA	NA	NA	NA	9.45	6.84	2.61	0.6
MW-3	11/19/1999	NA	NA	NA	NA	NA	NA	NA	NA	NA	NA	NA	NA	9.45	7.93	1.52	NA
MW-3	11/24/1999	NA	NA	NA	NA	NA	NA	NA	NA	NA	NA	NA	NA	9.45	8.25	1.20	NA
MW-3	12/02/1999	NA	NA	NA	NA	NA	NA	NA	NA	NA	NA	NA	NA	9.45	7.55	1.90	NA
MW-3	12/10/1999	4,220	973	26.3	273	584	88,200	NA	NA	NA	NA	NA	NA	9.45	7.28	2.17	2.5
MW-3	03/02/2000	65,300	5,210	10,300	2,650	15,100	56,800	59,800 e	NA	NA	NA	NA	NA	9.45	5.87	3.58	d
MW-3	06/08/2000	72,700	3,570	10,200	2,100	13,400	44,400	NA	NA	NA	NA	NA	NA	9.45	5.32	4.13	1.1
MW-3	09/05/2000	26,100	959	2,910	1,090	5,640	24,000	NA	NA	NA	NA	NA	NA	9.45	5.60	3.85	NA
MW-3	12/15/2000	5,190	438	8.39	483	530	19,100	11,800 f	NA	NA	NA	NA	NA	9.45	6.27	3.18	NA
MW-3	03/09/2001	5,880	472	42.2	392	1,290	41,800	NA	NA	NA	NA	NA	NA	9.45	5.71	3.74	NA
MW-3	06/27/2001	9,100	330	79	140	1,600	NA	31,000	NA	NA	NA	NA	NA	9.45	6.88	2.57	NA
MW-3	09/19/2001	790	14	18	17	67	NA	8,100	NA	NA	NA	NA	NA	9.45	6.70	2.75	NA
MW-3	12/31/2001	<5,000	220	<50	86	<50	NA	22,000	NA	NA	NA	NA	NA	9.45	5.92	3.53	NA
MW-3	03/14/2002	<2,500	<25	<25	<25	<25	NA	12,000	NA	NA	NA	NA	NA	9.45	6.25	3.20	NA
MW-3	06/25/2002	<10,000	160	<100	<100	<100	NA	42,000	NA	NA	NA	NA	NA	9.45	6.65	2.80	NA
MW-3	09/19/2002	<10,000	650	<100	280	360	NA	84,000	NA	NA	NA	NA	NA	9.45	6.51	2.94	NA
MW-3	12/12/2002	<10,000	170	<100	<100	<100	NA	45,000	NA	NA	NA	NA	NA	9.45	6.97	2.48	NA
MW-3	01/02/2003	NA	59	<5.0	5.3	<10	NA	NA	NA	NA	NA	NA	NA	9.45	5.90	3.55	NA
MW-3	03/20/2003 g	5,100	<50	<50	<50	<50	4,400	NA	NA	NA	NA	NA	NA	9.45	6.87	2.58	NA
MW-3	06/23/2003	<5,000	<50	<50	<50	<100	NA	8,100	NA	NA	NA	NA	NA	9.45	13.80	-4.35	NA
MW-3	09/22/2003	<250	<2.5	4.6	<2.5	<5.0	NA	470	NA	NA	NA	NA	NA	9.45	6.31	3.14	NA
MW-3	12/03/2003	<50	<0.50	<0.50	<0.50	<1.0	NA	180	NA	NA	NA	NA	NA	9.45	14.77 h	NA	NA
MW-3	03/18/2004	<1,000	14	<10	<10	<20	NA	2,500	NA	NA	NA	NA	NA	9.45	6.07	3.38	NA
MW-3	05/25/2004	3,900	<10	66	23	470	NA	140	NA	NA	NA	NA	NA	9.45	14.63	-5.18	NA
MW-3	09/22/2004	<10,000	830	<100	290	450	NA	28,000	<400	<400	<400	13,000	<10,000	9.45	4.86	4.59	NA
MW-3	12/22/2004	94	<0.50	<0.50	<0.50	<1.0	NA	84	NA	NA	NA	NA	NA	9.45	6.93	2.52	NA

WELL CONCENTRATIONS
Shell-branded Service Station
540 Hegenberger Road
Oakland, CA

Well ID	Date	TPPH (ug/L)	B (ug/L)	T (ug/L)	E (ug/L)	X (ug/L)	MTBE 8020 (ug/L)	MTBE 8260 (ug/L)	DIPE (ug/L)	ETBE (ug/L)	TAME (ug/L)	TBA (ug/L)	Ethanol (ug/L)	TOC (MSL)	Depth to Water (ft.)	GW Elevation (MSL)	DO Reading (ppm)
MW-3	02/23/2005	<50 i	<0.50	<0.50	<0.50	<1.0	NA	85	NA	NA	NA	NA	NA	9.45	5.68	3.77	NA
MW-3	06/27/2005	<2,500	96	<25	29	<50	NA	6,100	NA	NA	NA	NA	NA	9.45	4.80	4.65	NA
MW-3	08/31/2005	<50	<0.50	<0.50	<0.50	<1.0	NA	300	<2.0	<2.0	<2.0	700	<50	8.33	5.07	3.26	NA
MW-3	12/14/2005	647	6.16	2.37	1.88	<0.500	NA	303 j	NA	NA	NA	NA	NA	8.33	5.65	2.68	NA
MW-3	03/08/2006	901	20.8	<0.500	5.55	0.980	NA	313	NA	NA	NA	1,660	NA	8.33	5.57	2.76	NA
MW-3	06/14/2006	1,240	61.0	<0.500	11.0	0.730	NA	680	NA	NA	NA	5,660	NA	8.33	5.68	2.65	NA
MW-3	09/27/2006	555	1.70	<0.500	<0.500	<0.500	NA	24.5	<0.500	<0.500	<0.500	1,370	<50.0	8.33	6.11	2.22	NA
MW-3	11/30/2006	990	32	<2.5	8.2	<5.0	NA	590	NA	NA	NA	13,000	NA	8.33	6.09	2.24	NA
MW-3	03/06/2007	2,900 k	57 k	<10 k	16 k	<10 k	NA	1,700 k	NA	NA	NA	46,000	NA	8.33	4.20	4.13	NA
MW-3	06/11/2007	1,900	110	<50	28 l	<50	NA	1,100	NA	NA	NA	42,000	NA	8.33	5.19	3.14	NA

MW-4	09/25/2000	NA	NA	NA	NA	NA	NA	NA	NA	NA	NA	NA	NA	9.88	7.64	2.24	NA
MW-4	12/15/2000	<50.0	<0.500	<0.500	<0.500	<0.500	<2.50	NA	NA	NA	NA	NA	NA	9.88	7.55	2.33	NA
MW-4	03/09/2001	<50.0	<0.500	0.730	<0.500	0.529	3.16	NA	NA	NA	NA	NA	NA	9.88	7.04	2.84	NA
MW-4	06/27/2001	<50	<0.50	<0.50	<0.50	<0.50	NA	<5.0	NA	NA	NA	NA	NA	9.88	7.76	2.12	NA
MW-4	09/19/2001	<50	<0.50	<0.50	<0.50	<0.50	NA	<5.0	NA	NA	NA	NA	NA	9.88	7.69	2.19	NA
MW-4	12/31/2001	<50	<0.50	<0.50	<0.50	<0.50	NA	<5.0	NA	NA	NA	NA	NA	9.88	7.08	2.80	NA
MW-4	03/14/2002	<50	<0.50	<0.50	<0.50	<0.50	NA	<5.0	NA	NA	NA	NA	NA	9.88	7.57	2.31	NA
MW-4	06/25/2002	<50	<0.50	<0.50	<0.50	<0.50	NA	<5.0	NA	NA	NA	NA	NA	9.88	8.50	1.38	NA
MW-4	09/19/2002	<50	<0.50	<0.50	<0.50	<0.50	NA	<5.0	NA	NA	NA	NA	NA	9.88	8.22	1.66	NA
MW-4	12/12/2002	<50	<0.50	<0.50	<0.50	<0.50	NA	<5.0	NA	NA	NA	NA	NA	9.88	8.08	1.80	NA
MW-4	03/20/2003 g	<50	<0.50	<0.50	<0.50	<0.50	<5.0	NA	NA	NA	NA	NA	NA	9.88	7.92	1.96	NA
MW-4	06/23/2003	<50	<0.50	<0.50	<0.50	<1.0	NA	<5.0	NA	NA	NA	NA	NA	9.88	8.18	1.70	NA
MW-4	09/22/2003	<50	<0.50	<0.50	<0.50	<1.0	NA	16	NA	NA	NA	NA	NA	9.88	8.28	1.60	NA
MW-4	12/03/2003	<50	<0.50	<0.50	<0.50	<1.0	NA	15	NA	NA	NA	NA	NA	9.88	8.44	1.44	NA
MW-4	03/18/2004	<50	<0.50	<0.50	<0.50	<1.0	NA	15	NA	NA	NA	NA	NA	9.88	7.52	2.36	NA
MW-4	05/25/2004	<50	<0.50	<0.50	<0.50	<1.0	NA	20	NA	NA	NA	NA	NA	9.88	8.30	1.58	NA
MW-4	09/22/2004	<50	<0.50	<0.50	<0.50	<1.0	NA	20	<2.0	<2.0	<2.0	<5.0	<50	9.88	7.72	2.16	NA

WELL CONCENTRATIONS
Shell-branded Service Station
540 Hegenberger Road
Oakland, CA

Well ID	Date	TPPH (ug/L)	B (ug/L)	T (ug/L)	E (ug/L)	X (ug/L)	MTBE 8020 (ug/L)	MTBE 8260 (ug/L)	DIPE (ug/L)	ETBE (ug/L)	TAME (ug/L)	TBA (ug/L)	Ethanol (ug/L)	TOC (MSL)	Depth to Water (ft.)	GW Elevation (MSL)	DO Reading (ppm)
MW-4	12/22/2004	<50	<0.50	<0.50	<0.50	<1.0	NA	20	NA	NA	NA	NA	NA	9.88	7.32	2.56	NA
MW-4	02/23/2005	<50	<0.50	<0.50	<0.50	<1.0	NA	18	NA	NA	NA	NA	NA	9.88	6.95	2.93	NA
MW-4	06/27/2005	55	<0.50	<0.50	<0.50	<1.0	NA	14	NA	NA	NA	NA	NA	9.88	7.48	2.40	NA
MW-4	08/31/2005	<50	<0.50	<0.50	<0.50	<1.0	NA	15	<2.0	<2.0	<2.0	11	<50	9.88	7.53	2.35	NA
MW-4	12/14/2005	<50.0	<0.500	2.04	<0.500	<0.500	NA	10.1	NA	NA	NA	NA	NA	9.88	7.54	2.34	NA
MW-4	03/08/2006	<50.0	<0.500	<0.500	<0.500	<0.500	NA	5.73	NA	NA	NA	NA	NA	9.88	6.19	3.69	NA
MW-4	06/14/2006	<50.0	<0.500	0.590	<0.500	<0.500	NA	14.0	NA	NA	NA	NA	NA	9.88	7.63	2.25	NA
MW-4	09/27/2006	426	<0.500	<0.500	<0.500	<0.500	NA	16.5	<0.500	<0.500	<0.500	<10.0	<50.0	9.88	7.87	2.01	NA
MW-4	11/30/2006	<50	<0.50	<0.50	<0.50	<1.0	NA	16	NA	NA	NA	NA	NA	9.88	7.81	2.07	NA
MW-4	03/06/2007	<50 k	<0.50 k	<1.0 k	<0.50 k	<1.0 k	NA	17 k	NA	NA	NA	NA	NA	9.88	7.10	2.78	NA
MW-4	06/11/2007	<50	<0.50	<1.0	<1.0	<1.0	NA	22	NA	NA	NA	NA	NA	9.88	7.68	2.20	NA

MW-5	06/18/2002	NA	NA	NA	NA	NA	NA	NA	NA	NA	NA	NA	NA	NA	8.36	NA	NA
MW-5	06/25/2002	<10,000	<100	<100	<100	<100	NA	60,000	NA	NA	NA	NA	NA	NA	8.30	NA	NA
MW-5	09/19/2002	<2,000	<20	<20	<20	<20	NA	7,200	NA	NA	NA	NA	NA	10.03	8.44	1.59	NA
MW-5	12/12/2002	<5,000	<50	<50	<50	<50	NA	33,000	NA	NA	NA	NA	NA	10.03	8.49	1.54	NA
MW-5	03/20/2003 g	12,000	<50	<50	<50	<50	15,000	NA	NA	NA	NA	NA	NA	10.03	8.23	1.80	NA
MW-5	06/23/2003	<1,000	<10	<10	<10	<20	NA	1,700	NA	NA	NA	NA	NA	10.03	16.70	-6.67	NA
MW-5	09/22/2003	<2,500	<25	<25	<25	<50	NA	4,400	NA	NA	NA	NA	NA	10.03	16.70	-6.67	NA
MW-5	12/03/2003	<50	<0.50	<0.50	<0.50	<1.0	NA	70	NA	NA	NA	NA	NA	10.03	16.79	-6.76	NA
MW-5	03/18/2004	<50	<0.50	<0.50	<0.50	<1.0	NA	43	NA	NA	NA	NA	NA	10.03	16.78	-6.75	NA
MW-5	05/25/2004	<50	<0.50	<0.50	<0.50	<1.0	NA	30	NA	NA	NA	NA	NA	10.03	13.02	-2.99	NA
MW-5	09/22/2004	<50	<0.50	<0.50	<0.50	<1.0	NA	20	<2.0	<2.0	<2.0	83	<50	10.03	5.91	4.12	NA
MW-5	12/22/2004	<50	<0.50	<0.50	<0.50	<1.0	NA	67	NA	NA	NA	NA	NA	10.03	5.72	4.31	NA
MW-5	02/23/2005	<50	<0.50	<0.50	<0.50	<1.0	NA	120	NA	NA	NA	NA	NA	10.03	4.41	5.62	NA
MW-5	06/27/2005	56	<0.50	<0.50	<0.50	<1.0	NA	46	NA	NA	NA	NA	NA	10.03	5.98	4.05	NA
MW-5	08/31/2005	<1,000	<10	<10	<10	<20	NA	69	<40	<40	<40	2,400	<1,000	9.03	6.60	2.43	NA
MW-5	12/14/2005	302	<0.500	2.02	<0.500	<0.500	NA	34.0	NA	NA	NA	NA	NA	9.03	5.00	4.03	NA

WELL CONCENTRATIONS
Shell-branded Service Station
540 Hegenberger Road
Oakland, CA

Well ID	Date	TPPH (ug/L)	B (ug/L)	T (ug/L)	E (ug/L)	X (ug/L)	MTBE 8020 (ug/L)	MTBE 8260 (ug/L)	DIPE (ug/L)	ETBE (ug/L)	TAME (ug/L)	TBA (ug/L)	Ethanol (ug/L)	TOC (MSL)	Depth to Water (ft.)	GW Elevation (MSL)	DO Reading (ppm)
MW-5	03/08/2006	<50.0	<0.500	<0.500	<0.500	<0.500	NA	34.6	NA	NA	NA	677	NA	9.03	4.18	4.85	NA
MW-5	06/14/2006	<50.0	<0.500	<0.500	<0.500	<0.500	NA	30.4	NA	NA	NA	4,380	NA	9.03	6.10	2.93	NA
MW-5	09/27/2006	528	<0.500	<0.500	<0.500	<0.500	NA	28.6	<0.500	<0.500	<0.500	384	<50.0	9.03	6.94	2.09	NA
MW-5	11/30/2006	<50	<0.50	<0.50	<0.50	<1.0	NA	7.3	NA	NA	NA	380	NA	9.03	6.70	2.33	NA
MW-5	03/06/2007	76 k	<0.50 k	<1.0 k	<0.50 k	<1.0 k	NA	20 k	NA	NA	NA	1,200 k	NA	9.03	4.65	4.38	NA
MW-5	06/11/2007	<50	0.35 l	0.30 l	0.47 l	3.79 l	NA	21	NA	NA	NA	38	NA	9.03	6.28	2.75	NA
C-1	09/19/2001	<50	<0.50	<0.50	<0.50	<0.50	NA	<5.0	NA	NA	NA	NA	NA	NA	1.44	NA	NA
C-1	03/29/2002	<50	<0.50	<0.50	<0.50	<0.50	NA	<5.0	NA	NA	NA	NA	NA	NA	2.59	NA	NA
C-1	06/25/2002	<50	<0.50	<0.50	<0.50	<0.50	NA	<5.0	NA	NA	NA	NA	NA	NA	3.72	NA	NA
C-1	09/19/2002	<50	<0.50	<0.50	<0.50	<0.50	NA	<5.0	NA	NA	NA	NA	NA	NA	3.08	NA	NA
C-1	12/12/2002	<50	<0.50	<0.50	<0.50	<0.50	NA	<5.0	NA	NA	NA	NA	NA	NA	0.64	NA	NA
C-1	03/20/2003 g	<50	<0.50	<0.50	<0.50	<0.50	<5.0	NA	NA	NA	NA	NA	NA	NA	4.61	NA	NA
SD-1	09/19/2001	Unable to sample		NA	NA	NA	NA	NA	NA	NA	NA	NA	NA	NA	NA	NA	NA
SD-1	03/29/2002	Dry	NA	NA	NA	NA	NA	NA	NA	NA	NA	NA	NA	NA	NA	NA	NA
SD-1	06/25/2002	Dry	NA	NA	NA	NA	NA	NA	NA	NA	NA	NA	NA	NA	NA	NA	NA
SD-1	09/19/2002	Dry	NA	NA	NA	NA	NA	NA	NA	NA	NA	NA	NA	NA	NA	NA	NA
SD-1	12/12/2002	Dry	NA	NA	NA	NA	NA	NA	NA	NA	NA	NA	NA	NA	NA	NA	NA
SD-1	03/20/2003	Dry	NA	NA	NA	NA	NA	NA	NA	NA	NA	NA	NA	NA	NA	NA	NA
SD-2	09/19/2001	Unable to sample		NA	NA	NA	NA	NA	NA	NA	NA	NA	NA	NA	NA	NA	NA
SD-2	03/29/2002	Dry	NA	NA	NA	NA	NA	NA	NA	NA	NA	NA	NA	NA	NA	NA	NA
SD-2	06/25/2002	Dry	NA	NA	NA	NA	NA	NA	NA	NA	NA	NA	NA	NA	NA	NA	NA
SD-2	09/19/2002	Dry	NA	NA	NA	NA	NA	NA	NA	NA	NA	NA	NA	NA	NA	NA	NA
SD-2	12/12/2002	Dry	NA	NA	NA	NA	NA	NA	NA	NA	NA	NA	NA	NA	NA	NA	NA
SD-2	03/20/2003	Dry	NA	NA	NA	NA	NA	NA	NA	NA	NA	NA	NA	NA	NA	NA	NA

WELL CONCENTRATIONS
Shell-branded Service Station
540 Hegenberger Road
Oakland, CA

Well ID	Date	TPPH (ug/L)	B (ug/L)	T (ug/L)	E (ug/L)	X (ug/L)	MTBE 8020 (ug/L)	MTBE 8260 (ug/L)	DIPE (ug/L)	ETBE (ug/L)	TAME (ug/L)	TBA (ug/L)	Ethanol (ug/L)	TOC (MSL)	Depth to Water (ft.)	GW Elevation (MSL)	DO Reading (ppm)
BW-A	06/22/1999	318	<0.50	<0.50	0.590	1.48	4,470	NA	NA	NA	NA	NA	NA	NA	4.71	NA	1.1
BW-A	06/25/2002	<500	<5.0	<5.0	<5.0	18	NA	3,100	NA	NA	NA	NA	NA	NA	5.14	NA	NA
BW-A	09/19/2002	<200	<2.0	<2.0	<2.0	<2.0	NA	<20	NA	NA	NA	NA	NA	NA	7.19	NA	NA
BW-A	12/12/2002	<500	<5.0	<5.0	<5.0	<5.0	NA	2,900	NA	NA	NA	NA	NA	NA	6.40	NA	NA
BW-A	03/20/2003 g	<2,500	<25	<25	<25	<25	<250	NA	NA	NA	NA	NA	NA	NA	5.36	NA	NA
BW-A	06/23/2003	<1,000	<10	<10	<10	<20	NA	<100	NA	NA	NA	NA	NA	NA	10.27	NA	NA
BW-A	09/22/2005	NA	NA	NA	NA	NA	NA	NA	NA	NA	NA	NA	NA	8.63	NA	NA	NA
BW-B	06/22/1999	<250	<2.5	<2.5	<2.5	<2.5	8,600	NA	NA	NA	NA	NA	NA	NA	5.90	NA	1.2
BW-B	06/27/2001	<5,000	<50	<50	<50	<50	NA	40,000	NA	NA	NA	NA	NA	NA	5.83	NA	NA
BW-B	12/31/2001	<2,000	<20	<20	<20	<20	NA	9,200	NA	NA	NA	NA	NA	NA	4.19	NA	NA
BW-B	03/14/2002	<2,000	<20	<20	<20	<20	NA	9,400	NA	NA	NA	NA	NA	NA	5.24	NA	NA
BW-B	06/25/2002	<2,000	<20	<20	<20	<20	NA	6,600	NA	NA	NA	NA	NA	NA	6.19	NA	NA
BW-B	09/19/2002	<500	<5.0	<5.0	<5.0	<5.0	NA	<50	NA	NA	NA	NA	NA	NA	8.46	NA	NA
BW-B	12/12/2002	<500	<5.0	<5.0	<5.0	<5.0	NA	1,700	NA	NA	NA	NA	NA	NA	7.46	NA	NA
BW-B	03/20/2003 g	170	<1.0	<1.0	<1.0	<1.0	190	NA	NA	NA	NA	NA	NA	NA	6.23	NA	NA
BW-B	06/23/2003	<50	<0.50	<0.50	<0.50	<1.0	NA	43	NA	NA	NA	NA	NA	NA	9.95	NA	NA
BW-B	09/22/2005	NA	NA	NA	NA	NA	NA	NA	NA	NA	NA	NA	NA	8.32	NA	NA	NA
BW-C	06/22/1999	<50	<0.50	<0.50	<0.50	0.98	11,000	NA	NA	NA	NA	NA	NA	NA	5.91	NA	1.6
BW-C	06/25/2002	<5,000	<50	<50	<50	<50	NA	20,000	NA	NA	NA	NA	NA	NA	6.49	NA	NA
BW-C	09/19/2002	<1,000	<10	<10	<10	<10	NA	400	NA	NA	NA	NA	NA	NA	8.52	NA	NA
BW-C	12/12/2002	<2,000	<20	<20	<20	<20	NA	8,000	NA	NA	NA	NA	NA	NA	7.57	NA	NA
BW-C	03/20/2003 g	270	<1.0	<1.0	<1.0	<1.0	250	NA	NA	NA	NA	NA	NA	NA	6.48	NA	NA
BW-C	06/23/2003	<1,000	<10	<10	<10	<20	NA	170	NA	NA	NA	NA	NA	NA	11.48	NA	NA
BW-C	09/22/2005	NA	NA	NA	NA	NA	NA	NA	NA	NA	NA	NA	NA	9.81	NA	NA	NA
BW-D	06/22/1999	<50.0	<0.500	<0.500	<0.500	<0.500	2,190	NA	NA	NA	NA	NA	NA	NA	4.78	NA	1.4

WELL CONCENTRATIONS
Shell-branded Service Station
540 Hegenberger Road
Oakland, CA

Well ID	Date	TPPH (ug/L)	B (ug/L)	T (ug/L)	E (ug/L)	X (ug/L)	MTBE 8020 (ug/L)	MTBE 8260 (ug/L)	DIPE (ug/L)	ETBE (ug/L)	TAME (ug/L)	TBA (ug/L)	Ethanol (ug/L)	TOC (MSL)	Depth to Water (ft.)	GW Elevation (MSL)	DO Reading (ppm)
BW-D	06/25/2002	Well inaccessible		NA	NA	NA	NA	NA	NA	NA	NA	NA	NA	NA	NA	NA	NA
BW-D	07/02/2002	<1,000	23	<10	<10	<10	NA	<100	NA	NA	NA	NA	NA	NA	6.36	NA	NA
BW-D	09/19/2002	<250	<2.5	<2.5	<2.5	<2.5	NA	<25	NA	NA	NA	NA	NA	NA	7.25	NA	NA
BW-D	12/12/2002	<5,000	<50	<50	<50	<50	NA	16,000	NA	NA	NA	NA	NA	NA	6.21	NA	NA
BW-D	03/20/2003 g	71	<0.50	<0.50	<0.50	<0.50	55	NA	NA	NA	NA	NA	NA	NA	5.23	NA	NA
BW-D	06/23/2003	<1,000	<10	<10	<10	<20	NA	<100	NA	NA	NA	NA	NA	NA	10.25	NA	NA
BW-D	09/22/2003	<100	<1.0	<1.0	<1.0	<2.0	NA	120	NA	NA	NA	NA	NA	NA	10.18	NA	NA
BW-D	12/03/2003	<1,300	110	<13	<13	29	NA	560	NA	NA	NA	NA	NA	NA	10.20	NA	NA
BW-D	03/18/2004	<50	0.67	<0.50	<0.50	<1.0	NA	12	NA	NA	NA	NA	NA	NA	3.42	NA	NA
BW-D	05/25/2004	<50	1.4	0.96	<0.50	<1.0	NA	1.7	NA	NA	NA	NA	NA	NA	8.83	NA	NA
BW-D	09/22/2004	<100	6.9	<1.0	2.1	4.2	NA	210	NA	NA	NA	NA	NA	NA	2.75	NA	NA
BW-D	12/22/2004	61	2.1	2.9	<0.50	3.6	NA	5.4	NA	NA	NA	NA	NA	NA	3.67	NA	NA
BW-D	02/23/2005	<50	<0.50	<0.50	<0.50	<1.0	NA	1.2	NA	NA	NA	NA	NA	NA	2.88	NA	NA
BW-D	06/27/2005	53	<0.50	<0.50	<0.50	<1.0	NA	1.8	NA	NA	NA	NA	NA	NA	3.70	NA	NA
BW-D	08/31/2005	<50	<0.50	<0.50	<0.50	<1.0	NA	1.4	NA	NA	NA	NA	NA	8.61	3.82	4.79	NA
BW-D	12/14/2005	<50.0	<0.500	2.78	<0.500	<0.500	NA	2.26	NA	NA	NA	NA	NA	8.61	3.59	5.02	NA
BW-D	03/08/2006	<50.0	<0.500	<0.500	<0.500	<0.500	NA	2.23	NA	NA	NA	NA	NA	8.61	3.61	5.00	NA
BW-D	06/14/2006	<50.0	<0.500	<0.500	<0.500	<0.500	NA	18.1	NA	NA	NA	NA	NA	8.61	3.86	4.75	NA
BW-D	09/27/2006	410	<0.500	<0.500	<0.500	<0.500	NA	2.90	<0.500	<0.500	<0.500	77.6	<50.0	8.61	4.32	4.29	NA
BW-D	11/30/2006	<50	<0.50	<0.50	<0.50	<1.0	NA	1.3	NA	NA	NA	NA	NA	8.61	4.00	4.61	NA
BW-D	03/06/2007	<50 k	<0.50 k	<1.0 k	<0.50 k	<1.0 k	NA	1.4 k	NA	NA	NA	NA	NA	8.61	3.44	5.17	NA
BW-D	06/11/2007	<50	<0.50	<1.0	<1.0	<1.0	NA	0.95 l	NA	NA	NA	NA	NA	8.61	4.14	4.47	NA

WELL CONCENTRATIONS
Shell-branded Service Station
540 Hegenberger Road
Oakland, CA

Well ID	Date	TPPH (ug/L)	B (ug/L)	T (ug/L)	E (ug/L)	X (ug/L)	MTBE 8020 (ug/L)	MTBE 8260 (ug/L)	DIPE (ug/L)	ETBE (ug/L)	TAME (ug/L)	TBA (ug/L)	Ethanol (ug/L)	TOC (MSL)	Depth to Water (ft.)	GW Elevation (MSL)	DO Reading (ppm)
---------	------	----------------	-------------	-------------	-------------	-------------	------------------------	------------------------	----------------	----------------	----------------	---------------	-------------------	--------------	----------------------------	--------------------------	------------------------

Abbreviations:

TPPH = Total petroleum hydrocarbons as gasoline by EPA Method 8260B; prior to June 27, 2001, analyzed by EPA Method 8015.

BTEX = Benzene, toluene, ethylbenzene, xylenes by EPA Method 8260B; prior to June 27, 2001, analyzed by EPA Method 8020.

MTBE = Methyl tertiary butyl ether

DIPE = Di-isopropyl ether, analyzed by EPA Method 8260B

ETBE = Ethyl tertiary butyl ether, analyzed by EPA Method 8260B

TAME = Tertiary amyl methyl ether, analyzed by EPA Method 8260B

TBA = Tertiary butyl alcohol, analyzed by EPA Method 8260B

TOC = Top of Casing Elevation

GW = Groundwater

DO = Dissolved Oxygen

ppm = Parts per million

ug/L = Parts per billion

MSL = Mean sea level

ft. = Feet

<n = Below detection limit

(D) = Duplicate sample

NA = Not applicable

WELL CONCENTRATIONS
Shell-branded Service Station
540 Hegenberger Road
Oakland, CA

Well ID	Date	TPPH (ug/L)	B (ug/L)	T (ug/L)	E (ug/L)	X (ug/L)	MTBE 8020 (ug/L)	MTBE 8260 (ug/L)	DIPE (ug/L)	ETBE (ug/L)	TAME (ug/L)	TBA (ug/L)	Ethanol (ug/L)	TOC (MSL)	Depth to Water (ft.)	GW Elevation (MSL)	DO Reading (ppm)
---------	------	----------------	-------------	-------------	-------------	-------------	------------------------	------------------------	----------------	----------------	----------------	---------------	-------------------	--------------	----------------------------	--------------------------	------------------------

Notes:

a = Pre-purge

b = Post purge

c = Lab confirmed MTBE by mistake. MTBE value at MW-1 should have been confirmed instead.

d = DO reading not taken.

e = Sample was analyzed outside of the EPA recommended holding time.

f = The second highest MTBE hit was mistakenly confirmed. MTBE for MW-1 should have been confirmed.

g = On March 20, 2003, all analyses run by EPA Method 8015/8020.

h = Depth to top of pump; pump prevented depth to water measurement.

i = The concentration reported reflects individual or discrete unidentified peaks not matching a typical fuel pattern.

j = Concentration estimated. Analyte exceeded calibration range. Reanalysis not performed due to holding time requirements.

k = 1,1-Dichloroethene, a calibration check compound (CCC), was outside the 20%D method acceptance criteria in the CCV.

l = Analyte was detected at a concentration below the reporting limit and above the laboratory method detection limit. Reported value is estimated.

Ethanol analyzed by EPA Method 8260B.

Site surveyed September 21, 2000 by Virgil Chavez Land Surveying of Vallejo, CA.

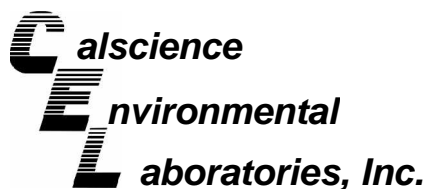
C-1 is a canal sample location.

SD-1 and SD-2 are storm drains.

Wells MW-1 through MW-5 surveyed January 24 and June 19, 2002 by Virgil Chavez Land Surveying of Vallejo, CA.

Wells MW-1, MW-3, MW-5, and BW-D surveyed on September 22, 2005 by Virgil Chavez Land Surveying of Vallejo, CA.

Unmonitored backfilled wells BW-A, BW-B, and BW-C surveyed on September 22, 2005 by Virgil Chavez Land Surveying of Vallejo, CA.



June 20, 2007

Michael Ninokata
Blaine Tech Services, Inc.
1680 Rogers Avenue
San Jose, CA 95112-1105

Subject: **Calscience Work Order No.: 07-06-0903**
Client Reference: 540 Hegenberger Rd., Oakland, CA

Dear Client:

Enclosed is an analytical report for the above-referenced project. The samples included in this report were received 6/13/2007 and analyzed in accordance with the attached chain-of-custody.

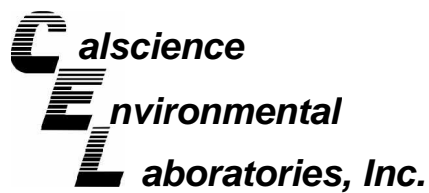
Unless otherwise noted, all analytical testing was accomplished in accordance with the guidelines established in our Quality Systems Manual, applicable standard operating procedures, and other related documentation. The original report of subcontracted analysis, if any, is provided herein, and follows the standard Calscience data package. The results in this analytical report are limited to the samples tested and any reproduction thereof must be made in its entirety.

If you have any questions regarding this report, please do not hesitate to contact the undersigned.

Sincerely,

A handwritten signature in black ink, appearing to read "Don Burley".

Calscience Environmental
Laboratories, Inc.
Don Burley
Project Manager



Analytical Report



Blaine Tech Services, Inc.
1680 Rogers Avenue
San Jose, CA 95112-1105

Date Received: 06/13/07
Work Order No: 07-06-0903
Preparation: EPA 5030B
Method: EPA 8015B (M)

Project: 540 Hegenberger Rd., Oakland, CA

Page 1 of 2

Client Sample Number	Lab Sample Number	Date Collected	Matrix	Instrument	Date Prepared	Date Analyzed	QC Batch ID
MW-1	07-06-0903-1	06/11/07	Aqueous	GC 18	06/13/07	06/14/07	070613B02

Parameter	Result	RL	DF	Qual	Units
TPH as Gasoline	340	50	1		ug/L
<u>Surrogates:</u>	<u>REC (%)</u>	<u>Control Limits</u>		<u>Qual</u>	
1,4-Bromofluorobenzene	85	38-134			

MW-2	07-06-0903-2	06/11/07	Aqueous	GC 18	06/13/07	06/14/07	070613B02
------	--------------	----------	---------	-------	----------	----------	-----------

Parameter	Result	RL	DF	Qual	Units
TPH as Gasoline	ND	50	1		ug/L
<u>Surrogates:</u>	<u>REC (%)</u>	<u>Control Limits</u>		<u>Qual</u>	
1,4-Bromofluorobenzene	85	38-134			

MW-3	07-06-0903-3	06/11/07	Aqueous	GC 18	06/13/07	06/14/07	070613B02
------	--------------	----------	---------	-------	----------	----------	-----------

Parameter	Result	RL	DF	Qual	Units
TPH as Gasoline	1900	250	5		ug/L
<u>Surrogates:</u>	<u>REC (%)</u>	<u>Control Limits</u>		<u>Qual</u>	
1,4-Bromofluorobenzene	82	38-134			

MW-4	07-06-0903-4	06/11/07	Aqueous	GC 18	06/13/07	06/14/07	070613B02
------	--------------	----------	---------	-------	----------	----------	-----------

Parameter	Result	RL	DF	Qual	Units
TPH as Gasoline	ND	50	1		ug/L
<u>Surrogates:</u>	<u>REC (%)</u>	<u>Control Limits</u>		<u>Qual</u>	
1,4-Bromofluorobenzene	85	38-134			

RL - Reporting Limit , DF - Dilution Factor , Qual - Qualifiers

Analytical Report



Blaine Tech Services, Inc.
1680 Rogers Avenue
San Jose, CA 95112-1105

Date Received: 06/13/07
Work Order No: 07-06-0903
Preparation: EPA 5030B
Method: EPA 8015B (M)

Project: 540 Hegenberger Rd., Oakland, CA

Page 2 of 2

Client Sample Number	Lab Sample Number	Date Collected	Matrix	Instrument	Date Prepared	Date Analyzed	QC Batch ID
MW-5	07-06-0903-5	06/11/07	Aqueous	GC 18	06/13/07	06/14/07	070613B02

<u>Parameter</u>	<u>Result</u>	<u>RL</u>	<u>DF</u>	<u>Qual</u>	<u>Units</u>
TPH as Gasoline	ND	50	1		ug/L
<u>Surrogates:</u>	<u>REC (%)</u>	<u>Control Limits</u>		<u>Qual</u>	
1,4-Bromofluorobenzene	85	38-134			

BW-D	07-06-0903-6	06/11/07	Aqueous	GC 18	06/13/07	06/14/07	070613B02
-------------	---------------------	-----------------	----------------	--------------	-----------------	-----------------	------------------

<u>Parameter</u>	<u>Result</u>	<u>RL</u>	<u>DF</u>	<u>Qual</u>	<u>Units</u>
TPH as Gasoline	ND	50	1		ug/L
<u>Surrogates:</u>	<u>REC (%)</u>	<u>Control Limits</u>		<u>Qual</u>	
1,4-Bromofluorobenzene	84	38-134			

Method Blank	099-12-436-562	N/A	Aqueous	GC 18	06/13/07	06/13/07	070613B02
---------------------	-----------------------	------------	----------------	--------------	-----------------	-----------------	------------------

<u>Parameter</u>	<u>Result</u>	<u>RL</u>	<u>DF</u>	<u>Qual</u>	<u>Units</u>
TPH as Gasoline	ND	50	1		ug/L
<u>Surrogates:</u>	<u>REC (%)</u>	<u>Control Limits</u>		<u>Qual</u>	
1,4-Bromofluorobenzene	66	38-134			

RL - Reporting Limit , DF - Dilution Factor , Qual - Qualifiers

Analytical Report



Blaine Tech Services, Inc.
1680 Rogers Avenue
San Jose, CA 95112-1105

Date Received: 06/13/07
Work Order No: 07-06-0903
Preparation: EPA 5030B
Method: EPA 8260B
Units: ug/L

Project: 540 Hegenberger Rd., Oakland, CA

Page 1 of 1

Client Sample Number	Lab Sample Number	Date Collected	Matrix	Instrument	Date Prepared	Date Analyzed	QC Batch ID
MW-4	07-06-0903-4	06/11/07	Aqueous	GC/MS U	06/20/07	06/20/07	070620L01

Comment(s): -Results were evaluated to the MDL, concentrations \geq to the MDL but $<$ RL, if found, are qualified with a "J" flag.

Parameter	Result	RL	MDL	DF	Qual	Parameter	Result	RL	MDL	DF	Qual
Benzene	ND	0.50	0.14	1		p/m-Xylene	ND	1.0	0.54	1	
Ethylbenzene	ND	1.0	0.23	1		o-Xylene	ND	1.0	0.17	1	
Toluene	ND	1.0	0.27	1		Methyl-t-Butyl Ether (MTBE)	22	1.0	0.26	1	
Surrogates:	REC (%)	Control Limits			Qual	Surrogates:	REC (%)	Control Limits			Qual
Dibromofluoromethane	115	74-140				1,2-Dichloroethane-d4	126	74-146			
Toluene-d8	102	88-112				1,4-Bromofluorobenzene	100	74-110			

Client Sample Number	Lab Sample Number	Date Collected	Matrix	Instrument	Date Prepared	Date Analyzed	QC Batch ID
BW-D	07-06-0903-6	06/11/07	Aqueous	GC/MS BB	06/19/07	06/20/07	070619L02

Comment(s): -Results were evaluated to the MDL, concentrations \geq to the MDL but $<$ RL, if found, are qualified with a "J" flag.

Parameter	Result	RL	MDL	DF	Qual	Parameter	Result	RL	MDL	DF	Qual
Benzene	ND	0.50	0.14	1		p/m-Xylene	ND	1.0	0.54	1	
Ethylbenzene	ND	1.0	0.23	1		o-Xylene	ND	1.0	0.17	1	
Toluene	ND	1.0	0.27	1		Methyl-t-Butyl Ether (MTBE)	0.95	1.0	0.26	1	J
Surrogates:	REC (%)	Control Limits			Qual	Surrogates:	REC (%)	Control Limits			Qual
Dibromofluoromethane	99	74-140				1,2-Dichloroethane-d4	100	74-146			
Toluene-d8	102	88-112				1,4-Bromofluorobenzene	102	74-110			

Client Sample Number	Lab Sample Number	Date Collected	Matrix	Instrument	Date Prepared	Date Analyzed	QC Batch ID
Method Blank	099-10-006-21,793	N/A	Aqueous	GC/MS BB	06/19/07	06/20/07	070619L02

Comment(s): -Results were evaluated to the MDL, concentrations \geq to the MDL but $<$ RL, if found, are qualified with a "J" flag.


Parameter	Result	RL	MDL	DF	Qual	Parameter	Result	RL	MDL	DF	Qual
Benzene	ND	0.50	0.14	1		p/m-Xylene	ND	1.0	0.54	1	
Ethylbenzene	ND	1.0	0.23	1		o-Xylene	ND	1.0	0.17	1	
Toluene	ND	1.0	0.27	1		Methyl-t-Butyl Ether (MTBE)	ND	1.0	0.26	1	
Surrogates:	REC (%)	Control Limits			Qual	Surrogates:	REC (%)	Control Limits			Qual
Dibromofluoromethane	99	74-140				1,2-Dichloroethane-d4	99	74-146			
Toluene-d8	101	88-112				1,4-Bromofluorobenzene	103	74-110			

Client Sample Number	Lab Sample Number	Date Collected	Matrix	Instrument	Date Prepared	Date Analyzed	QC Batch ID
Method Blank	099-10-006-21,796	N/A	Aqueous	GC/MS U	06/20/07	06/20/07	070620L01

Comment(s): -Results were evaluated to the MDL, concentrations \geq to the MDL but $<$ RL, if found, are qualified with a "J" flag.

Parameter	Result	RL	MDL	DF	Qual	Parameter	Result	RL	MDL	DF	Qual
Benzene	ND	0.50	0.14	1		p/m-Xylene	ND	1.0	0.54	1	
Ethylbenzene	ND	1.0	0.23	1		o-Xylene	ND	1.0	0.17	1	
Toluene	ND	1.0	0.27	1		Methyl-t-Butyl Ether (MTBE)	ND	1.0	0.26	1	
Surrogates:	REC (%)	Control Limits			Qual	Surrogates:	REC (%)	Control Limits			Qual
Dibromofluoromethane	109	74-140				1,2-Dichloroethane-d4	119	74-146			
Toluene-d8	102	88-112				1,4-Bromofluorobenzene	99	74-110			

RL - Reporting Limit , DF - Dilution Factor , Qual - Qualifiers



Analytical Report

Blaine Tech Services, Inc.
1680 Rogers Avenue
San Jose, CA 95112-1105

Date Received: 06/13/07
Work Order No: 07-06-0903
Preparation: EPA 5030B
Method: EPA 8260B
Units: ug/L

Project: 540 Hegenberger Rd., Oakland, CA

Page 1 of 2

Client Sample Number	Lab Sample Number	Date Collected	Matrix	Instrument	Date Prepared	Date Analyzed	QC Batch ID
MW-1	07-06-0903-1	06/11/07	Aqueous	GC/MS U	06/20/07	06/20/07	070620L01

Comment(s): -Results were evaluated to the MDL, concentrations \geq to the MDL but $<$ RL, if found, are qualified with a "J" flag.

Parameter	Result	RL	MDL	DF	Qual	Parameter	Result	RL	MDL	DF	Qual
Benzene	ND	5.0	1.4	10		o-Xylene	ND	10	1.7	10	
Ethylbenzene	ND	10	2.3	10		Methyl-t-Butyl Ether (MTBE)	23	10	2.6	10	
Toluene	ND	10	2.7	10		Tert-Butyl Alcohol (TBA)	14000	500	270	50	
p/m-Xylene	ND	10	5.4	10							
<u>Surrogates:</u>	<u>REC (%)</u>	<u>Control Limits</u>			<u>Qual</u>	<u>Surrogates:</u>	<u>REC (%)</u>	<u>Control Limits</u>			<u>Qual</u>
Dibromofluoromethane	115	74-140				1,2-Dichloroethane-d4	124	74-146			
Toluene-d8	101	88-112				1,4-Bromofluorobenzene	99	74-110			

Client Sample Number	Lab Sample Number	Date Collected	Matrix	Instrument	Date Prepared	Date Analyzed	QC Batch ID
MW-2	07-06-0903-2	06/11/07	Aqueous	GC/MS U	06/20/07	06/20/07	070620L01

Comment(s): -Results were evaluated to the MDL, concentrations \geq to the MDL but $<$ RL, if found, are qualified with a "J" flag.

Parameter	Result	RL	MDL	DF	Qual	Parameter	Result	RL	MDL	DF	Qual
Benzene	ND	0.50	0.14	1		o-Xylene	ND	1.0	0.17	1	
Ethylbenzene	ND	1.0	0.23	1		Methyl-t-Butyl Ether (MTBE)	ND	1.0	0.26	1	
Toluene	ND	1.0	0.27	1		Tert-Butyl Alcohol (TBA)	ND	10	5.4	1	
p/m-Xylene	ND	1.0	0.54	1							
<u>Surrogates:</u>	<u>REC (%)</u>	<u>Control Limits</u>			<u>Qual</u>	<u>Surrogates:</u>	<u>REC (%)</u>	<u>Control Limits</u>			<u>Qual</u>
Dibromofluoromethane	110	74-140				1,2-Dichloroethane-d4	115	74-146			
Toluene-d8	104	88-112				1,4-Bromofluorobenzene	98	74-110			

Client Sample Number	Lab Sample Number	Date Collected	Matrix	Instrument	Date Prepared	Date Analyzed	QC Batch ID
MW-3	07-06-0903-3	06/11/07	Aqueous	GC/MS U	06/20/07	06/20/07	070620L01

Comment(s): -Results were evaluated to the MDL, concentrations \geq to the MDL but $<$ RL, if found, are qualified with a "J" flag.


Parameter	Result	RL	MDL	DF	Qual	Parameter	Result	RL	MDL	DF	Qual
Benzene	110	25	7.0	50		o-Xylene	ND	50	8.4	50	
Ethylbenzene	28	50	11	50	J	Methyl-t-Butyl Ether (MTBE)	1100	50	13	50	
Toluene	ND	50	14	50		Tert-Butyl Alcohol (TBA)	42000	500	270	50	
p/m-Xylene	ND	50	27	50							
<u>Surrogates:</u>	<u>REC (%)</u>	<u>Control Limits</u>			<u>Qual</u>	<u>Surrogates:</u>	<u>REC (%)</u>	<u>Control Limits</u>			<u>Qual</u>
Dibromofluoromethane	110	74-140				1,2-Dichloroethane-d4	117	74-146			
Toluene-d8	101	88-112				1,4-Bromofluorobenzene	100	74-110			

Client Sample Number	Lab Sample Number	Date Collected	Matrix	Instrument	Date Prepared	Date Analyzed	QC Batch ID
MW-5	07-06-0903-5	06/11/07	Aqueous	GC/MS BB	06/19/07	06/20/07	070619L02

Comment(s): -Results were evaluated to the MDL, concentrations \geq to the MDL but $<$ RL, if found, are qualified with a "J" flag.

Parameter	Result	RL	MDL	DF	Qual	Parameter	Result	RL	MDL	DF	Qual
Benzene	0.35	0.50	0.14	1	J	o-Xylene	0.69	1.0	0.17	1	J
Ethylbenzene	0.47	1.0	0.23	1	J	Methyl-t-Butyl Ether (MTBE)	21	1.0	0.26	1	
Toluene	0.30	1.0	0.27	1	J	Tert-Butyl Alcohol (TBA)	38	10	5.4	1	
p/m-Xylene	3.1	1.0	0.54	1							
<u>Surrogates:</u>	<u>REC (%)</u>	<u>Control Limits</u>			<u>Qual</u>	<u>Surrogates:</u>	<u>REC (%)</u>	<u>Control Limits</u>			<u>Qual</u>
Dibromofluoromethane	100	74-140				1,2-Dichloroethane-d4	99	74-146			
Toluene-d8	102	88-112				1,4-Bromofluorobenzene	105	74-110			

RL - Reporting Limit , DF - Dilution Factor , Qual - Qualifiers



Analytical Report



Blaine Tech Services, Inc.
1680 Rogers Avenue
San Jose, CA 95112-1105

Date Received: 06/13/07
Work Order No: 07-06-0903
Preparation: EPA 5030B
Method: EPA 8260B
Units: ug/L

Project: 540 Hegenberger Rd., Oakland, CA

Page 2 of 2

Client Sample Number	Lab Sample Number	Date Collected	Matrix	Instrument	Date Prepared	Date Analyzed	QC Batch ID
Method Blank	099-10-006-21,793	N/A	Aqueous	GC/MS BB	06/19/07	06/20/07	070619L02

Comment(s): -Results were evaluated to the MDL, concentrations \geq to the MDL but $<$ RL, if found, are qualified with a "J" flag.


Parameter	Result	RL	MDL	DF	Qual	Parameter	Result	RL	MDL	DF	Qual
Benzene	ND	0.50	0.14	1		o-Xylene	ND	1.0	0.17	1	
Ethylbenzene	ND	1.0	0.23	1		Methyl-t-Butyl Ether (MTBE)	ND	1.0	0.26	1	
Toluene	ND	1.0	0.27	1		Tert-Butyl Alcohol (TBA)	ND	10	5.4	1	
p/m-Xylene	ND	1.0	0.54	1							
<u>Surrogates:</u>	<u>REC (%)</u>	<u>Control Limits</u>			<u>Qual</u>	<u>Surrogates:</u>	<u>REC (%)</u>	<u>Control Limits</u>			<u>Qual</u>
Dibromofluoromethane	99	74-140				1,2-Dichloroethane-d4	99	74-146			
Toluene-d8	101	88-112				1,4-Bromofluorobenzene	103	74-110			

Method Blank	099-10-006-21,796	N/A	Aqueous	GC/MS U	06/20/07	06/20/07	070620L01
---------------------	--------------------------	------------	----------------	----------------	-----------------	-----------------	------------------

Comment(s): -Results were evaluated to the MDL, concentrations \geq to the MDL but $<$ RL, if found, are qualified with a "J" flag.

Parameter	Result	RL	MDL	DF	Qual	Parameter	Result	RL	MDL	DF	Qual
Benzene	ND	0.50	0.14	1		o-Xylene	ND	1.0	0.17	1	
Ethylbenzene	ND	1.0	0.23	1		Methyl-t-Butyl Ether (MTBE)	ND	1.0	0.26	1	
Toluene	ND	1.0	0.27	1		Tert-Butyl Alcohol (TBA)	ND	10	5.4	1	
p/m-Xylene	ND	1.0	0.54	1							
<u>Surrogates:</u>	<u>REC (%)</u>	<u>Control Limits</u>			<u>Qual</u>	<u>Surrogates:</u>	<u>REC (%)</u>	<u>Control Limits</u>			<u>Qual</u>
Dibromofluoromethane	109	74-140				1,2-Dichloroethane-d4	119	74-146			
Toluene-d8	102	88-112				1,4-Bromofluorobenzene	99	74-110			

RL - Reporting Limit , DF - Dilution Factor , Qual - Qualifiers





Quality Control - Spike/Spike Duplicate



Blaine Tech Services, Inc.
1680 Rogers Avenue
San Jose, CA 95112-1105

Date Received: 06/13/07
Work Order No: 07-06-0903
Preparation: EPA 5030B
Method: EPA 8015B (M)

Project 540 Hegenberger Rd., Oakland, CA

Quality Control Sample ID	Matrix	Instrument	Date Prepared	Date Analyzed	MS/MSD Batch Number
07-06-0897-1	Aqueous	GC 18	06/13/07	06/14/07	070613S01

Parameter	MS %REC	MSD %REC	%REC CL	RPD	RPD CL	Qualifiers
TPH as Gasoline	90	96	68-122	5	0-18	

RPD - Relative Percent Difference , CL - Control Limit



Quality Control - Spike/Spike Duplicate



Blaine Tech Services, Inc.
1680 Rogers Avenue
San Jose, CA 95112-1105

Date Received: 06/13/07
Work Order No: 07-06-0903
Preparation: EPA 5030B
Method: EPA 8260B

Project 540 Hegenberger Rd., Oakland, CA

Quality Control Sample ID	Matrix	Instrument	Date Prepared	Date Analyzed	MS/MSD Batch Number
07-06-0897-4	Aqueous	GC/MS BB	06/19/07	06/20/07	070619S02

Parameter	MS %REC	MSD %REC	%REC CL	RPD	RPD CL	Qualifiers
Benzene	101	93	88-118	9	0-7	4
Carbon Tetrachloride	99	88	67-145	11	0-11	
Chlorobenzene	97	89	88-118	9	0-7	4
1,2-Dichlorobenzene	94	86	86-116	9	0-8	4
1,1-Dichloroethene	94	84	70-130	12	0-25	
Toluene	102	93	87-123	9	0-8	4
Trichloroethene	91	82	79-127	11	0-10	4
Vinyl Chloride	90	83	69-129	8	0-13	
Methyl-t-Butyl Ether (MTBE)	86	85	71-131	1	0-13	
Tert-Butyl Alcohol (TBA)	69	75	36-168	9	0-45	
Diisopropyl Ether (DIPE)	95	89	81-123	6	0-9	
Ethyl-t-Butyl Ether (ETBE)	96	91	72-126	5	0-12	
Tert-Amyl-Methyl Ether (TAME)	98	94	72-126	4	0-12	
Ethanol	81	76	53-149	7	0-31	

RPD - Relative Percent Difference , CL - Control Limit



Quality Control - Spike/Spike Duplicate



Blaine Tech Services, Inc.
1680 Rogers Avenue
San Jose, CA 95112-1105


Date Received: 06/13/07
Work Order No: 07-06-0903
Preparation: EPA 5030B
Method: EPA 8260B

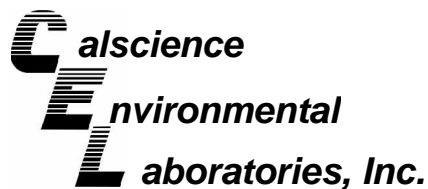
Project 540 Hegenberger Rd., Oakland, CA

Quality Control Sample ID	Matrix	Instrument	Date Prepared	Date Analyzed	MS/MSD Batch Number
MW-2	Aqueous	GC/MS U	06/20/07	06/20/07	070620S01

Parameter	MS %REC	MSD %REC	%REC CL	RPD	RPD CL	Qualifiers
Benzene	106	99	88-118	7	0-7	
Carbon Tetrachloride	127	119	67-145	6	0-11	
Chlorobenzene	114	109	88-118	5	0-7	
1,2-Dichlorobenzene	115	111	86-116	4	0-8	
1,1-Dichloroethene	117	111	70-130	5	0-25	
Toluene	116	108	87-123	6	0-8	
Trichloroethene	116	108	79-127	7	0-10	
Vinyl Chloride	102	107	69-129	5	0-13	
Methyl-t-Butyl Ether (MTBE)	115	110	71-131	4	0-13	
Tert-Butyl Alcohol (TBA)	115	110	36-168	4	0-45	
Diisopropyl Ether (DIPE)	96	94	81-123	3	0-9	
Ethyl-t-Butyl Ether (ETBE)	104	101	72-126	3	0-12	
Tert-Amyl-Methyl Ether (TAME)	115	111	72-126	4	0-12	
Ethanol	105	105	53-149	0	0-31	

RPD - Relative Percent Difference , CL - Control Limit





Quality Control - LCS/LCS Duplicate



Blaine Tech Services, Inc.
1680 Rogers Avenue
San Jose, CA 95112-1105

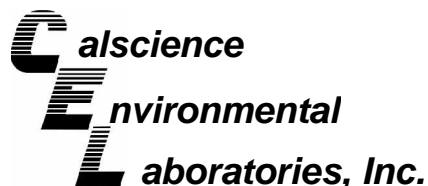
Date Received: N/A
Work Order No: 07-06-0903
Preparation: EPA 5030B
Method: EPA 8015B (M)

Project: 540 Hegenberger Rd., Oakland, CA

Quality Control Sample ID	Matrix	Instrument	Date Prepared	Date Analyzed	LCS/LCSD Batch Number
099-12-436-562	Aqueous	GC 18	06/13/07	06/13/07	070613B02

<u>Parameter</u>	<u>LCS %REC</u>	<u>LCSD %REC</u>	<u>%REC CL</u>	<u>RPD</u>	<u>RPD CL</u>	<u>Qualifiers</u>
TPH as Gasoline	109	107	78-120	2	0-10	

RPD - Relative Percent Difference , CL - Control Limit



Quality Control - LCS/LCS Duplicate



Blaine Tech Services, Inc.
1680 Rogers Avenue
San Jose, CA 95112-1105

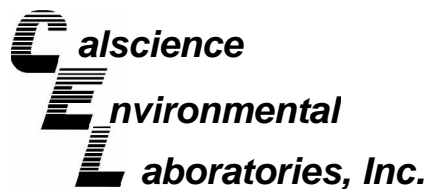
Date Received: N/A
Work Order No: 07-06-0903
Preparation: EPA 5030B
Method: EPA 8260B

Project: 540 Hegenberger Rd., Oakland, CA

Quality Control Sample ID	Matrix	Instrument	Date Prepared	Date Analyzed	LCS/LCSD Batch Number
099-10-006-21,793	Aqueous	GC/MS BB	06/19/07	06/20/07	070619L02

<u>Parameter</u>	<u>LCS %REC</u>	<u>LCSD %REC</u>	<u>%REC CL</u>	<u>RPD</u>	<u>RPD CL</u>	<u>Qualifiers</u>
Benzene	95	99	84-120	4	0-8	
Carbon Tetrachloride	102	104	63-147	2	0-10	
Chlorobenzene	95	97	89-119	2	0-7	
1,2-Dichlorobenzene	92	93	89-119	1	0-9	
1,1-Dichloroethene	94	95	77-125	1	0-16	
Toluene	96	100	83-125	4	0-9	
Trichloroethene	96	101	89-119	5	0-8	
Vinyl Chloride	92	94	63-135	2	0-13	
Methyl-t-Butyl Ether (MTBE)	89	87	82-118	2	0-13	
Tert-Butyl Alcohol (TBA)	85	73	46-154	14	0-32	
Diisopropyl Ether (DIPE)	94	94	81-123	0	0-11	
Ethyl-t-Butyl Ether (ETBE)	96	96	74-122	0	0-12	
Tert-Amyl-Methyl Ether (TAME)	95	98	76-124	3	0-10	
Ethanol	89	86	60-138	3	0-32	

RPD - Relative Percent Difference , CL - Control Limit



Quality Control - LCS/LCS Duplicate



Blaine Tech Services, Inc.
1680 Rogers Avenue
San Jose, CA 95112-1105

Date Received: N/A
Work Order No: 07-06-0903
Preparation: EPA 5030B
Method: EPA 8260B

Project: 540 Hegenberger Rd., Oakland, CA

Quality Control Sample ID	Matrix	Instrument	Date Prepared	Date Analyzed	LCS/LCSD Batch Number
099-10-006-21,796	Aqueous	GC/MS U	06/20/07	06/20/07	070620L01

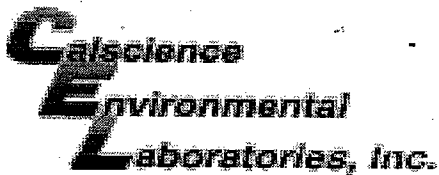
<u>Parameter</u>	<u>LCS %REC</u>	<u>LCSD %REC</u>	<u>%REC CL</u>	<u>RPD</u>	<u>RPD CL</u>	<u>Qualifiers</u>
Benzene	94	93	84-120	1	0-8	
Carbon Tetrachloride	111	110	63-147	0	0-10	
Chlorobenzene	104	104	89-119	0	0-7	
1,2-Dichlorobenzene	106	105	89-119	0	0-9	
1,1-Dichloroethene	102	105	77-125	3	0-16	
Toluene	103	104	83-125	0	0-9	
Trichloroethene	102	102	89-119	1	0-8	
Vinyl Chloride	98	99	63-135	1	0-13	
Methyl-t-Butyl Ether (MTBE)	101	104	82-118	3	0-13	
Tert-Butyl Alcohol (TBA)	96	101	46-154	5	0-32	
Diisopropyl Ether (DIPE)	85	86	81-123	1	0-11	
Ethyl-t-Butyl Ether (ETBE)	93	94	74-122	1	0-12	
Tert-Amyl-Methyl Ether (TAME)	104	105	76-124	2	0-10	
Ethanol	98	100	60-138	2	0-32	

RPD - Relative Percent Difference , CL - Control Limit

Work Order Number: 07-06-0903

<u>Qualifier</u>	<u>Definition</u>
*	See applicable analysis comment.
1	Surrogate compound recovery was out of control due to a required sample dilution, therefore, the sample data was reported without further clarification.
2	Surrogate compound recovery was out of control due to matrix interference. The associated method blank surrogate spike compound was in control and, therefore, the sample data was reported without further clarification.
3	Recovery of the Matrix Spike or Matrix Spike Duplicate compound was out of control due to matrix interference. The associated LCS and/or LCSD was in control and, therefore, the sample data was reported without further clarification.
4	The MS/MSD RPD was out of control due to matrix interference. The LCS/LCSD RPD was in control and, therefore, the sample data was reported without further clarification.
5	The PDS/PDSD associated with this batch of samples was out of control due to a matrix interference effect. The associated batch LCS/LCSD was in control and, hence, the associated sample data was reported with no further corrective action required.
A	Result is the average of all dilutions, as defined by the method.
B	Analyte was present in the associated method blank.
C	Analyte presence was not confirmed on primary column.
E	Concentration exceeds the calibration range.
H	Sample received and/or analyzed past the recommended holding time.
J	Analyte was detected at a concentration below the reporting limit and above the laboratory method detection limit. Reported value is estimated.
N	Nontarget Analyte.
ND	Parameter not detected at the indicated reporting limit.
Q	Spike recovery and RPD control limits do not apply resulting from the parameter concentration in the sample exceeding the spike concentration by a factor of four or greater.
U	Undetected at the laboratory method detection limit.
X	% Recovery and/or RPD out-of-range.
Z	Analyte presence was not confirmed by second column or GC/MS analysis.





WORK ORDER #: 07 - 06 - 0903

Cooler 1 of 1

SAMPLE RECEIPT FORM

CLIENT: Blaine Tech

DATE: 6/13/07

TEMPERATURE - SAMPLES RECEIVED BY:

CALSCIENCE COURIER:

- Chilled, cooler with temperature blank provided.
Chilled, cooler without temperature blank.
Chilled and placed in cooler with wet ice.
Ambient and placed in cooler with wet ice.
Ambient temperature.
C Temperature blank.

LABORATORY (Other than Calscience Courier):

- C Temperature blank.
3.1 C IR thermometer.
Ambient temperature.

Initial: [Signature]

CUSTODY SEAL INTACT:

Sample(s): Cooler: No (Not Intact): Not Present:

Initial: [Signature]

SAMPLE CONDITION:

Table with 4 columns: Description, Yes, No, N/A. Rows include Chain-Of-Custody document(s), Sampler's name, Sample container label(s), Sample container(s) intact, Correct containers and volume, Proper preservation, VOA vial(s) free of headspace, Tedlar bag(s) free of condensation.

Initial: [Signature]

COMMENTS:

Multiple horizontal lines for writing comments.

SHELL SITE INSPECTION CHECKLIST

Client Shell Date 6-15-07
 Site Address 540 Hegenberger Rd, Oakland
 Job Number 070615AA2 Technician Andrew Adinolfi

Site Status Shell Branded Station _____ Vacant Lot _____ Other _____

- Inspected / Labeled / Cleaned - all wells on Scope Of Work
- Inspected / Cleaned Components - all other identifiable wells N/A
- Inspected site for site investigation & site remediation related trip hazards
- Completed all outstanding *BLAINE Wellhead Repair Order(s)* N/A
- Completed *Shell Wellhead Repair Form(s)* N/A
- Inspected treatment / remediation system compound for security, cleanliness and appearance N/A
- Inspected vacant lot for signs of habitation, hazardous materials or terrain, overgrown vegetation and security N/A
- Visually inspected site drums for condition and proper labeling N/A
- Unresolved deficiencies identified - "*Notice of Deficient Condition*" form(s) completed N/A

Notes BW-D No cap 12" Back fill well

PROJECT MANAGER ONLY

Checklist Reviewed md 7/5 Notes _____
Initial/Date

SHELL WELLHEAD REPAIR FORM

(FOR REPAIR TECHNICIAN)

Site Address 540 Hegenberger Rd., Oakland
 Job Number 070615AA2 Technician Andrew Ad-olfo

Date 6-15-07
 Page 1 of 1

Inspection Point (Well ID or description of location)	Well Inspected, Cleaned, Labeled - No Further Corrective Action Required	Replaced Cap	Replaced Lock	Replaced Lid Seal	Check Indicates deficiency										All Repairs Completed	Remaining Deficiencies Logged onto BLAINE Repair Order	Remaining Deficiencies Logged onto Notice of Deficient Condition - BLAINE Unable to Repair	
					Casing	Annular Seal	Tabs / Bolts	Box Structure	Apron	Trip Hazard	Below Grade	Not Securable by Design (12" diameter or less)	Lid not marked with words "MONITORING WELL"	Other Deficiency				Not Securable by Design (greater than 12" diameter)
Mw-1	<input checked="" type="checkbox"/>																	
Notes:																		
Well box type / size:		39" Vault										Materials used:						
Mw-2	<input checked="" type="checkbox"/>																	
Notes:																		
Well box type / size:		12' En10										Materials used:						
Mw-3		<input checked="" type="checkbox"/>	<input checked="" type="checkbox"/>												<input checked="" type="checkbox"/>			
Notes:		No cap or lock																
Well box type / size:		39" Vault										Materials used: 2" cap, lock						
Mw-4																	<input checked="" type="checkbox"/>	
Notes:		2 of 2 tabs stepped out, too stepped out to retap																
Well box type / size:		2 Morrison										Materials used:						
Mw-5															<input checked="" type="checkbox"/>			
Notes:		1 of 4 bolts missing retap heli																
Well box type / size:		39" Vault										Materials used: heli coil, bolt						
Bw-D																	<input checked="" type="checkbox"/>	
Notes:		3 of 3 bolts missing, retap 2 of 3																
Well box type / size:		20" Vault										Materials used: heli coils, 2 bolts						
Notes:																		
Well box type / size:																		

SHELL WELLHEAD INSPECTION FORM

(FOR SAMPLE TECHNICIAN)

Site Address 540 Hegenberger Rd. Oakland Ca. Date 6/11/07
 Job Number 070611-DK3 Technician DK Page 1 of 1

Well ID	Well Inspected - No Corrective Action Required	Well Box Meets Compliance Requirements - See Below	Water Bailed From Wellbox	Cap Replaced	Lock Replaced	Well Not Inspected (explain in notes)	New Deficiency Identified	Previously Identified Deficiency Persists	Notes
MW-1	X								
MW-2	X								
MW-3	X								
MW-4								X	1 of 2 bolts stripped.
MW-5							X		- 1 of 4 bolts
BLW-D							X		No had cap

*Well box must meet all three criteria to be compliant: 1) WELL IS SECURABLE BY DESIGN (12" or less) 2) WELL IS MARKED WITH THE WORDS "MONITORING WELL" (12" or less) 3) WELL TAG IS PRESENT, SECURE, AND CORRECT

Notes: _____

WELL GAUGING DATA

Project # 070611-023 Date 6/11/07 Client 98995752

Site 540 Hynbarger Rd. Oakland CA.

Well ID	Time	Well Size (in.)	Sheen / Odor	Depth to Immiscible Liquid (ft.)	Thickness of Immiscible Liquid (ft.)	Volume of Immiscibles Removed (ml)	Depth to water (ft.)	Depth to well bottom (ft.)	Survey Point: TOB or TOE	Notes
MW-1	0922	2					7.88	22.66	↓	ext.
MW-2	0926	2				7.14	19.87			
MW-3	0945	2				5.19	18.40			ext.
MW-4	0956	4				7.68	18.45			
MW-5	0917	4				6.28	18.57			ext.
BW-D	0933	12				4.14	12.30	↓		stager

SHELL WELL MONITORING DATA SHEET

BTS #: <u>070611-DA3</u>	Site: <u>98997752</u>
Sampler: <u>DA</u>	Date: <u>6/11/07</u>
Well I.D.: <u>MW-1</u>	Well Diameter: <u>2</u> 3 4 6 8 _____
Total Well Depth (TD): <u>22.66</u>	Depth to Water (DTW): <u>7.88</u>
Depth to Free Product:	Thickness of Free Product (feet):
Referenced to: <u>EV2</u> Grade	D.O. Meter (if req'd): YSI HACH
DTW with 80% Recharge [(Height of Water Column x 0.20) + DTW]: <u>10.84</u>	

Purge Method: Bailer Watertra Sampling Method: Bailer
 Disposable Bailer Peristaltic Disposable Bailer
 Positive Air Displacement Extraction Pump Extraction Port
 Electric Submersible Other _____ Dedicated Tubing
 Other: _____

$2.4 \text{ (Gals.)} \times 3 = 7.2 \text{ Gals.}$ 1 Case Volume Specified Volumes Calculated Volume	<table border="1" style="width: 100%; border-collapse: collapse; font-size: small;"> <tr> <th>Well Diameter</th> <th>Multiplier</th> <th>Well Diameter</th> <th>Multiplier</th> </tr> <tr> <td>1"</td> <td>0.04</td> <td>4"</td> <td>0.65</td> </tr> <tr> <td>2"</td> <td>0.16</td> <td>6"</td> <td>1.47</td> </tr> <tr> <td>3"</td> <td>0.37</td> <td>Other</td> <td>radius² * 0.163</td> </tr> </table>	Well Diameter	Multiplier	Well Diameter	Multiplier	1"	0.04	4"	0.65	2"	0.16	6"	1.47	3"	0.37	Other	radius ² * 0.163
Well Diameter	Multiplier	Well Diameter	Multiplier														
1"	0.04	4"	0.65														
2"	0.16	6"	1.47														
3"	0.37	Other	radius ² * 0.163														

Time	Temp (°F)	pH	Cond. (mS or μ S)	Turbidity (NTUs)	Gals. Removed	Observations
1155	65.3	7.5	4292	175	2.4	light cloudy
1158	65.4	7.2	5329	203	4.8	"
1201	65.3	7.2	5842	191	7.2	"

Did well dewater? Yes No Gallons actually evacuated: 7.2

Sampling Date: 6/11/07 Sampling Time: 1220 Depth to Water: _____

Sample I.D.: MW-1 Laboratory: STL Other: Calscience

Analyzed for: TPH-G BTEX MIBE TPH-D Other: See Col

EB I.D. (if applicable): _____ @ _____ Time Duplicate I.D. (if applicable): _____

Analyzed for: TPH-G BTEX MIBE TPH-D Other: _____

D.O. (if req'd):	Pre-purge:	mg/l	Post-purge:	mg/l
O.R.P. (if req'd):	Pre-purge:	mV	Post-purge:	mV

SHELL WELL MONITORING DATA SHEET

BTS #: <u>070011-DR3</u>	Site: <u>9899 5752</u>
Sampler: <u>DR</u>	Date: <u>6/11/07</u>
Well I.D.: <u>MW-2</u>	Well Diameter: <u>3</u> 3 4 6 8 _____
Total Well Depth (TD): <u>19.57</u>	Depth to Water (DTW): <u>7.14</u>
Depth to Free Product:	Thickness of Free Product (feet):
Referenced to: <u>PVE</u> Grade	D.O. Meter (if req'd): YSI HACH
DTW with 80% Recharge [(Height of Water Column x 0.20) + DTW]: <u>9.69</u>	

Purge Method: <input checked="" type="checkbox"/> Bailer <input type="checkbox"/> Disposable Bailer <input type="checkbox"/> Positive Air Displacement <input type="checkbox"/> Electric Submersible	Waterra <input type="checkbox"/> Peristaltic <input type="checkbox"/> Extraction Pump <input type="checkbox"/> Other _____	Sampling Method: <input checked="" type="checkbox"/> Bailer <input type="checkbox"/> Disposable Bailer <input type="checkbox"/> Extraction Port <input type="checkbox"/> Dedicated Tubing Other: _____
---	---	--

$\frac{2.0 \text{ (Gals.)} \times 3}{1 \text{ Case Volume Specified Volumes}} = 6.0 \text{ Gals. Calculated Volume}$	<table border="1" style="width: 100%; border-collapse: collapse;"> <thead> <tr> <th>Well Diameter</th> <th>Multiplier</th> <th>Well Diameter</th> <th>Multiplier</th> </tr> </thead> <tbody> <tr> <td>1"</td> <td>0.04</td> <td>4"</td> <td>0.65</td> </tr> <tr> <td>2"</td> <td>0.16</td> <td>6"</td> <td>1.47</td> </tr> <tr> <td>3"</td> <td>0.37</td> <td>Other</td> <td>radius² * 0.163</td> </tr> </tbody> </table>	Well Diameter	Multiplier	Well Diameter	Multiplier	1"	0.04	4"	0.65	2"	0.16	6"	1.47	3"	0.37	Other	radius ² * 0.163
Well Diameter	Multiplier	Well Diameter	Multiplier														
1"	0.04	4"	0.65														
2"	0.16	6"	1.47														
3"	0.37	Other	radius ² * 0.163														

Time	Temp (°F)	pH	Cond. (mS or μ S)	Turbidity (NTUs)	Gals. Removed	Observations
1129	66.5	7.7	4417	408	2.0	clear
1132	67.1	7.3	448	922	4.0	"
1135	67.3	7.2	4149	71000	6.0	"

Did well dewater? Yes <input type="checkbox"/> No <input checked="" type="checkbox"/>	Gallons actually evacuated: <u>6.0</u>	
Sampling Date: <u>6/11/07</u>	Sampling Time: <u>11:50</u>	Depth to Water: <u>9.69</u>
Sample I.D.: <u>MW-2</u>	Laboratory: STL Other <u>Calsonac</u>	
Analyzed for: TPH-G BTEX MTBE TPH-D Other: <u>See GC</u>		
EB I.D. (if applicable): <u>@</u>	Duplicate I.D. (if applicable):	
Analyzed for: TPH-G BTEX MTBE TPH-D Other:		
D.O. (if req'd): Pre-purge: _____ mg/L	Post-purge: _____ mg/L	
O.R.P. (if req'd): Pre-purge: _____ mV	Post-purge: _____ mV	

SHELL WELL MONITORING DATA SHEET

BTS #: 070611-DA3	Site: 98995752
Sampler: DR	Date: 6/11/07
Well I.D.: MW-3	Well Diameter: <input checked="" type="radio"/> 3 <input type="radio"/> 4 <input type="radio"/> 6 <input type="radio"/> 8
Total Well Depth (TD): 18.40	Depth to Water (DTW): 5.19
Depth to Free Product:	Thickness of Free Product (feet):
Referenced to: <input checked="" type="radio"/> Grade	D.O. Meter (if req'd): YSI HACH
DTW with 80% Recharge [(Height of Water Column x 0.20) + DTW]: 7.83	

Purge Method: <input checked="" type="checkbox"/> Bailer	Watertra	Sampling Method: <input checked="" type="checkbox"/> Bailer
<input type="checkbox"/> Disposable Bailer	<input type="checkbox"/> Peristaltic	<input type="checkbox"/> Disposable Bailer
<input type="checkbox"/> Positive Air Displacement	<input type="checkbox"/> Extraction Pump	<input type="checkbox"/> Extraction Port
<input type="checkbox"/> Electric Submersible	<input type="checkbox"/> Other _____	<input type="checkbox"/> Dedicated Tubing
		Other: _____

$2.1 \text{ (Gals.)} \times 3 = 6.3 \text{ Gals.}$	<table border="1" style="width: 100%; border-collapse: collapse;"> <thead> <tr> <th>Well Diameter</th> <th>Multiplier</th> <th>Well Diameter</th> <th>Multiplier</th> </tr> </thead> <tbody> <tr> <td>1"</td> <td>0.04</td> <td>4"</td> <td>0.65</td> </tr> <tr> <td>2"</td> <td>0.16</td> <td>6"</td> <td>1.47</td> </tr> <tr> <td>3"</td> <td>0.37</td> <td>Other</td> <td>radius² * 0.163</td> </tr> </tbody> </table>	Well Diameter	Multiplier	Well Diameter	Multiplier	1"	0.04	4"	0.65	2"	0.16	6"	1.47	3"	0.37	Other	radius ² * 0.163
Well Diameter	Multiplier	Well Diameter	Multiplier														
1"	0.04	4"	0.65														
2"	0.16	6"	1.47														
3"	0.37	Other	radius ² * 0.163														
I Case Volume Specified Volumes Calculated Volume																	

Time	Temp (°F)	pH	Cond. (mS or µS)	Turbidity (NTUs)	Gals. Removed	Observations
1247	62.6	7.2	6635	208	2.1	light cloudy water
1250	67.8	7.1	6976	195	4.2	"
1253	68.0	7.1	7092	170	6.3	"

Did well dewater? Yes No Gallons actually evacuated: 6.3

Sampling Date: 6/11/07 Sampling Time: 1307 Depth to Water: 7.83

Sample I.D.: MW-3 Laboratory: STL Other: Cal/Surinec

Analyzed for: TPH-G BTEX MTBE TPH-D Other: _____

EB I.D. (if applicable): @ Duplicate I.D. (if applicable):

Analyzed for: TPH-G BTEX MTBE TPH-D Other: _____

D.O. (if req'd):	Pre-purge:	mg/L	Post-purge:	mg/L
O.R.P. (if req'd):	Pre-purge:	mV	Post-purge:	mV

SHELL WELL MONITORING DATA SHEET

BTS #: <u>070611-DA3</u>	Site: <u>78995752</u>
Sampler: <u>DR</u>	Date: <u>6/11/07</u>
Well I.D.: <u>MW-5</u>	Well Diameter: 2 3 <u>4</u> 6 8 _____
Total Well Depth (TD): <u>18.57</u>	Depth to Water (DTW): <u>6.28</u>
Depth to Free Product:	Thickness of Free Product (feet):
Referenced to: <u>PVC</u> Grade	D.O. Meter (if req'd): YSI HACH
DTW with 80% Recharge [(Height of Water Column x 0.20) ÷ DTW]: <u>8.74</u>	

Purge Method: Bailer Disposable Bailer Positive Air Displacement <input checked="" type="checkbox"/> Electric Submersible	Waterra Peristaltic Extraction Pump Other: _____	Sampling Method: Bailer <input checked="" type="checkbox"/> Disposable Bailer Extraction Port Dedicated Tubing Other: _____
--	---	---

$\frac{8.0 \text{ (Gals.)} \times 3}{\text{Specified Volumes}} = \frac{24.0}{\text{Calculated Volume}} \text{ Gals.}$	<table border="1" style="width: 100%; border-collapse: collapse; font-size: small;"> <thead> <tr> <th>Well Diameter</th> <th>Multiplier</th> <th>Well Diameter</th> <th>Multiplier</th> </tr> </thead> <tbody> <tr> <td>1"</td> <td>0.04</td> <td>4"</td> <td>0.65</td> </tr> <tr> <td>2"</td> <td>0.16</td> <td>6"</td> <td>1.47</td> </tr> <tr> <td>3"</td> <td>0.37</td> <td>Other</td> <td>radius² * 0.163</td> </tr> </tbody> </table>	Well Diameter	Multiplier	Well Diameter	Multiplier	1"	0.04	4"	0.65	2"	0.16	6"	1.47	3"	0.37	Other	radius ² * 0.163
Well Diameter	Multiplier	Well Diameter	Multiplier														
1"	0.04	4"	0.65														
2"	0.16	6"	1.47														
3"	0.37	Other	radius ² * 0.163														

Time	Temp (°F)	pH	Cond. (mS or μ S)	Turbidity (NTUs)	Gals. Removed	Observations
1022	71.5	8.0	872	107	8.0	clear
1024	71.0	7.8	797	132	16.0	"
1026	70.8	7.7	802	117	24.0	" DTW=15.68

Did well dewater? Yes No Gallons actually evacuated: 24.0

Sampling Date: 6/11/07 Sampling Time: 1230 Depth to Water: 10.75 ^{2 hrs}

Sample I.D.: MW-5 Laboratory: STL Other: Calscience

Analyzed for: TPH-G BTEX MTBE TPH-D Other: See Col

EB I.D. (if applicable): @ Time Duplicate I.D. (if applicable):

Analyzed for: TPH-G BTEX MTBE TPH-D Other:

D.O. (if req'd):	Pre-purge:	mg/L	Post-purge:	mg/L
O.R.P. (if req'd):	Pre-purge:	mV	Post-purge:	mV

SHELL WELL MONITORING DATA SHEET

BTS #: <u>070611-DR3</u>	Site: <u>98995752</u>
Sampler: <u>DR</u>	Date: <u>6/11/07</u>
Well I.D.: <u>BW-D</u>	Well Diameter: 2 3 4 6 8 <u>(12)</u>
Total Well Depth (TD): <u>12.70</u>	Depth to Water (DTW): <u>4.14</u>
Depth to Free Product:	Thickness of Free Product (feet):
Referenced to: <u>(VVO)</u> Grade	D.O. Meter (if req'd): YSI HACH
DTW with 80% Recharge [(Height of Water Column x 0.20) ÷ DTW]: <u>5.77</u>	

Purge Method: Bailer Watera Sampling Method: Bailer
 Disposable Bailer Peristaltic Disposable Bailer
 Positive Air Displacement Extraction Pump Extraction Port
 Electric Submersible Other _____ Dedicated Tubing
 Other: _____

$\frac{47.9 \text{ (Gals.)} \times 3}{1 \text{ Case Volume}} = 143.70 \text{ Gals.}$ <p style="text-align: center; margin: 0;">Specified Volumes Calculated Volume</p>	<table border="1" style="width: 100%; border-collapse: collapse;"> <thead> <tr> <th>Well Diameter</th> <th>Multiplier</th> <th>Well Diameter</th> <th>Multiplier</th> </tr> </thead> <tbody> <tr> <td>1"</td> <td>0.04</td> <td>4"</td> <td>0.65</td> </tr> <tr> <td>2"</td> <td>0.16</td> <td>6"</td> <td>1.47</td> </tr> <tr> <td>3"</td> <td>0.37</td> <td>Other</td> <td>radius² × 0.163</td> </tr> </tbody> </table> <p style="text-align: right; margin-top: 5px;"><u>12" = 5.87</u></p>	Well Diameter	Multiplier	Well Diameter	Multiplier	1"	0.04	4"	0.65	2"	0.16	6"	1.47	3"	0.37	Other	radius ² × 0.163
Well Diameter	Multiplier	Well Diameter	Multiplier														
1"	0.04	4"	0.65														
2"	0.16	6"	1.47														
3"	0.37	Other	radius ² × 0.163														

Time	Temp (°F)	pH	Cond. (mS or <u>µS</u>)	Turbidity (NTUs)	Gals. Removed	Observations
<u>1104</u>	<u>69.9</u>	<u>6.7</u>	<u>586</u>	<u>15</u>	<u>47.90</u>	<u>clear</u>
<u>1114</u>	<u>69.4</u>	<u>6.9</u>	<u>572</u>	<u>16</u>	<u>95.80</u>	<u>"</u>
<u>1123</u>	<u>69.3</u>	<u>6.9</u>	<u>571</u>	<u>12</u>	<u>143.70</u>	<u>"</u>

Did well dewater? Yes No Gallons actually evacuated: 143.70

Sampling Date: 6/11/07 Sampling Time: 1130 Depth to Water: 4.19

Sample I.D.: BW-D Laboratory: STL Other: Cy/Science

Analyzed for: TPH-G BTEX MTBE TPH-D Other: Sec 6C

EB I.D. (if applicable): _____ @ _____ Time Duplicate I.D. (if applicable): _____

Analyzed for: TPH-G BTEX MTBE TPH-D Other: _____

D.O. (if req'd):	Pre-purge:	mg/L	Post-purge:	mg/L
O.R.P. (if req'd):	Pre-purge:	mV	Post-purge:	mV