

RO 223



Shell Oil Products US

February 5, 2004

Amir K. Gholami
Alameda County Health Care Services Agency
1131 Harbor Bay Parkway, Suite 250
Alameda, California 94502-6577

Alameda County

FEB 10 2004

Health Care Services Agency

Subject: Shell-branded Service Station
540 Hegenberger Road
Oakland, California

Dear Mr. Gholami:

Attached for your review and comment is a copy of the *Fourth Quarter 2003 Monitoring Report* for the above referenced site. Upon information and belief, I declare, under penalty of perjury, that the information contained in the attached document is true and correct.

As always, please feel free to contact me directly at (559) 645-9306 with any questions or concerns.

Sincerely,

Shell Oil Products US

Karen Petryna

Karen Petryna
Sr. Environmental Engineer

February 5, 2004

Amir K. Gholami, REHS
Alameda County Health Care Services Agency
1131 Harbor Bay Parkway, Suite 250
Alameda, California 94502-6577

Re: **Fourth Quarter 2003 Monitoring Report**
Shell-branded Service Station
540 Hegenberger Road
Oakland, California
Incident #98995752
Cambria Project #246-0414-002

Alameda County

FEB 10 2004

Environmental Services



Dear Mr. Gholami:

On behalf of Equilon Enterprises LLC dba Shell Oil Products US (Shell), Cambria Environmental Technology, Inc. (Cambria) is submitting this groundwater monitoring report in accordance with the reporting requirements of 23 CCR 2652d.

FOURTH QUARTER 2003 ACTIVITIES

Groundwater Monitoring: Blaine Tech Services, Inc. (Blaine) of San Jose, California gauged water levels, sampled the monitoring wells, calculated groundwater elevations, and compiled the analytical data. The adjacent Arco station located at 566 Hegenberger Road was sampled concurrently. Cambria prepared a vicinity map, which includes previously submitted well survey information (Figure 1) and a groundwater elevation contour map (Figure 2). Blaine's report, presenting the laboratory reports and supporting field documents is included as Attachment A. Data from the Arco site is presented on Figure 2 and included as Attachment B.

Historical Interim Remediation Summary: From July 1999 through June 2000, groundwater extraction (GWE) was performed at the site to remove dissolved-phase hydrocarbons and methyl tert-butyl ether (MTBE) from beneath the site. From June through December 2000, dual-phase vacuum extraction (DVE) was conducted to enhance GWE and to extract vapor-phase hydrocarbon and MTBE from the soil as well. DVE was discontinued after the December 2000 event, and monthly DVE events were resumed in May 2001. Due to low vapor mass-removal rates, DVE was discontinued in October 2001, and monthly GWE was re-initiated. Wells MW-1 and MW-3 and tank backfill well BW-D were used for extraction until April 2002, when

**Cambria
Environmental
Technology, Inc.**

5900 Hollis Street
Suite A
Emeryville, CA 94608
Tel (510) 420-0700
Fax (510) 420-9170

extraction from the tank backfill was switched from well BW-D to BW-B due to higher historic MTBE concentrations observed in this well. A total of 13.7 lbs. of MTBE was removed from the subsurface during DVE and GWE events. Monthly GWE events were discontinued in March 2003 when construction of a fixed GWE system was initiated.

GWE System: During the fourth quarter, Cambria continued to operate the GWE system. Monitoring wells MW-1, MW-3, and MW-5, and tank backfill well BW-B were used as extraction wells. Extraction from well BW-B was discontinued on December 18, 2003 due to decreasing MTBE concentrations in groundwater in the tank backfill. Table 1 summarizes system analytical data. Groundwater level measurements and flow meter readings have been recorded at various times of operation to assess system production. Table 2 summarizes the field data and system operation and calculates mass removal. Based on the field data, the GWE system operated at average flow rates ranging from approximately 0.20 to 0.51 gallons per minute.

Through January 6, 2004, a total of 214,611 gallons of groundwater has been extracted. A total of 18.1 pounds of MTBE has been recovered. Mass removal data are presented in Table 2.

Influent samples collected from the GWE system show a decreasing trend in MTBE concentrations since system operation was initiated. Data from the most recent influent sampling event on January 6, 2004 show an MTBE concentration which has decreased to 240 parts per billion (ppb), a decrease of two orders of magnitude from its historical maximum of 29,000 ppb shortly after system startup. Groundwater monitoring well sampling data also demonstrates decreasing trends in MTBE concentrations.

ANTICIPATED FIRST QUARTER 2004 ACTIVITIES

Groundwater Monitoring: Blaine will gauge water levels, sample the monitoring wells using the non-purging method, and tabulate the data. In addition, Blaine will sample tank backfill well BW-D. The sampling event will take place concurrently with sampling at the Arco station located at 566 Hegenberger Road. Arco and Shell will exchange water level and analytical data on these events. Cambria will prepare a report documenting those activities.

GWE System: We will operate the system under the conditions of the East Bay Municipal Utility District discharge permit.

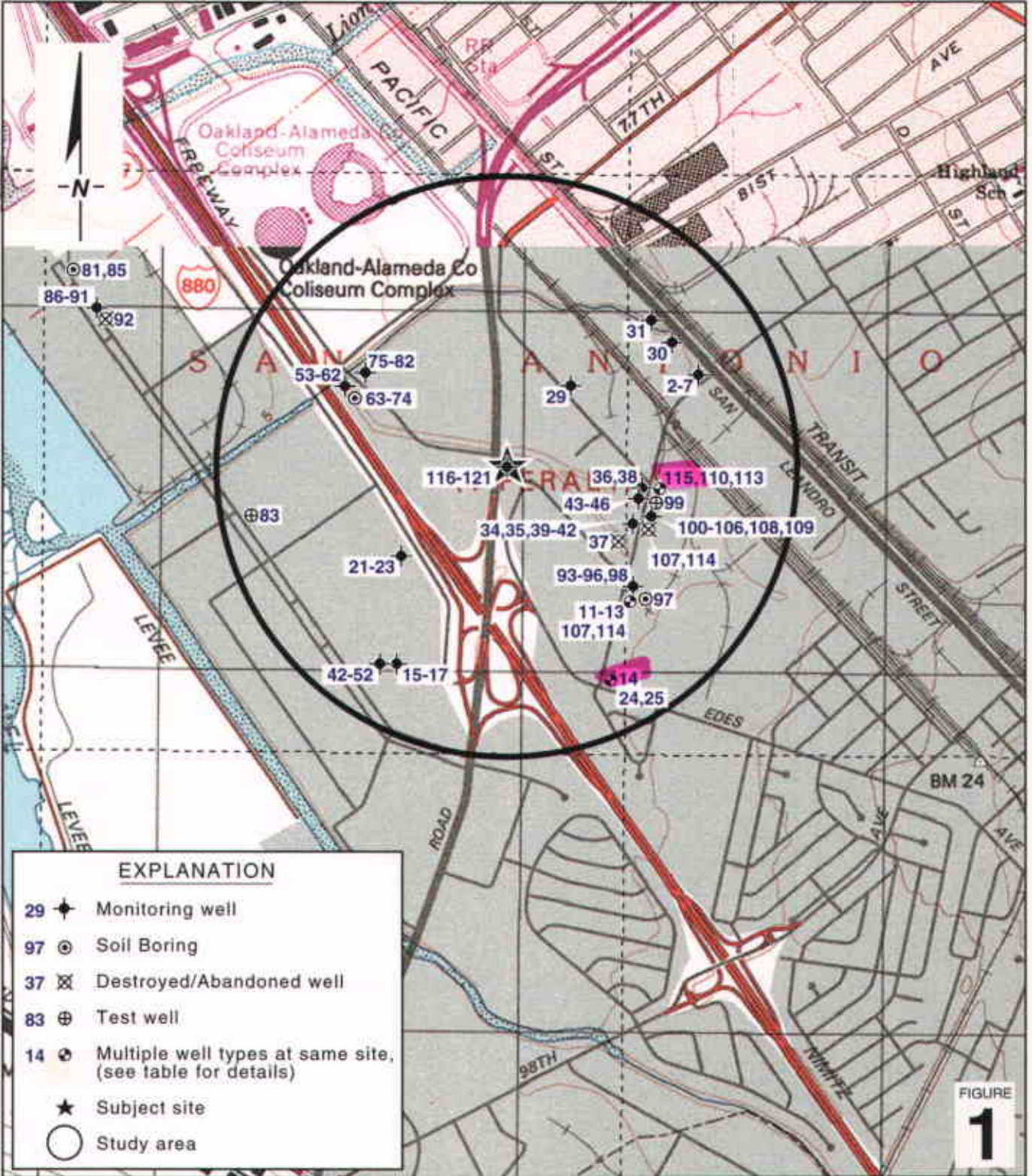
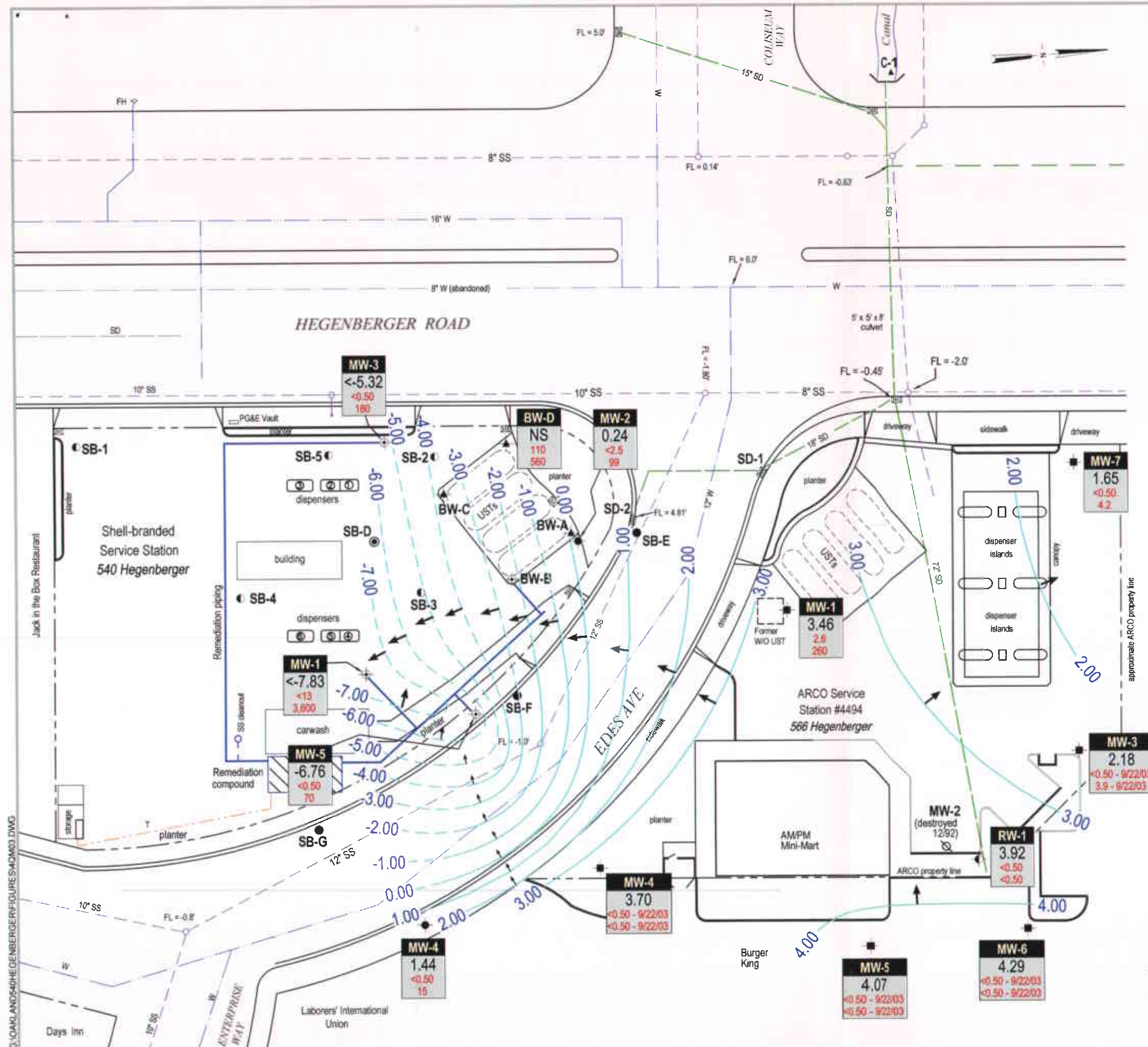


FIGURE 1

Shell-branded Service Station
 540 Hegenberger Road
 Oakland, California
 Incident #98995752



Area Well Survey
 (1/2-Mile Radius)



EXPLANATION

- MW-2 ● Shell monitoring well
- BW-A ▲ Tank backfill well
- MW-1 ◉ Well used for groundwater extraction
- MW-1 ■ ARCO monitoring well
- RW-1 ◐ ARCO recovery well
- SB-1 ● Soil boring location (March 1998)
- SB-D ◉ Soil boring location (July 1998)
- SB-E ● Soil boring location (August 2000)
- C-1 ▲ Canal sampling location
- FH ◊ Fire hydrant
- FL = 5.0' Flowline elevation (msl)
- - - Sanitary sewer main (SS)
- - - Water line (W)
- - - Storm drain (SD)
- - - Telephone line (T)
- ▶ Flow direction
- NS Not surveyed
- Groundwater flow direction
- xx.xx Groundwater elevation contour, in feet above msl, approximately located, dashed where inferred

Well	ELEV	Benzene	MTBE
MW-1	<-7.83	<13	3,620
MW-2	0.24	<2.5	99
MW-3	2.18	<0.50 - 9/22/03	3.9 - 9/22/03
MW-4	3.70	<0.50 - 9/22/03	<0.50 - 9/22/03
MW-5	4.07	<0.50 - 9/22/03	<0.50 - 9/22/03
MW-6	4.29	<0.50 - 9/22/03	<0.50 - 9/22/03
MW-7	1.65	<0.50 - 4/2	4.2
BW-A	NS	110	560
SB-1	<-5.32	<0.50	180

Well designation
Groundwater elevation, in feet above msl
Benzene and MTBE concentrations are in parts per billion and are analyzed by EPA Method 8260.

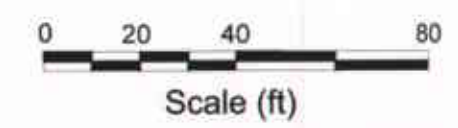
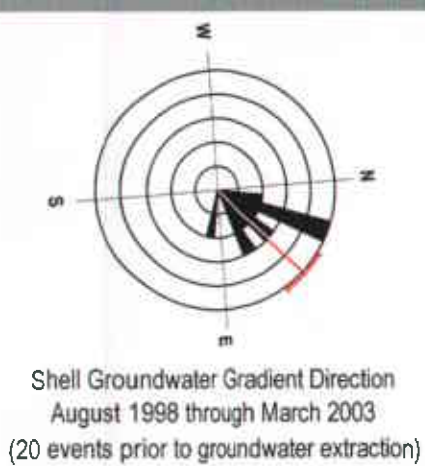


FIGURE
2

Groundwater Elevation Contour Map

December 3, 2003

C A M B R I A

Shell-branded Service Station
540 Hegenberger Road
Oakland, California
Incident #98995752

G:\OAKLAND\540HEGENBERGER\FIGURES\40M03.DWG

Table 2: Groundwater Extraction - Operation and Mass Removal Data - Shell-branded Service Station, Incident #98995752, 540 Hegenberger Road , Oakland, CA

Site Visit (mm/dd/yy)	Hour Meter (hours)	Period				TPHg			Benzene			MTBE			
		Flow Meter Reading (gal)	Period Volume (gal)	Operational Flow Rate (gpm)	Cumulative Volume (gal)	TPHg Conc. (ppb)	Period Removal (pounds)	Cumulative Removal (pounds)	Benzene Conc. (ppb)	Period Removal (pounds)	Cumulative Removal (pounds)	MTBE Conc. (ppb)	Period Removal (pounds)	Cumulative Removal (pounds)	
04/28/03	3.3	840	0	0.00	0	<1,000	0.000	0.000	<10	0.000	0.000	2,700	0.000	0.000	
05/02/03	101.3	6,680	5,840	0.99	5,840		0.024	0.024		0.000	0.000		0.132	0.132	
05/12/03	341.2	23,885	17,205	1.20	23,045	<10,000	0.718	0.742	<100	0.007	0.007	21,000	3.015	3.146	
05/27/03	699.9	45,085	21,200	0.99	44,245	<10,000	0.885	1.627	<100	0.009	0.016	29,000	5.130	8.277	
06/09/03	1011.8	58,453	13,368	0.71	57,613	<25,000	1.394	3.021	<250	0.014	0.030	20,000	2.231	10.507	
06/23/03	1347.2	67,082	8,629	0.43	66,242	<500	0.018	3.039	<5.0	0.000	0.030	1,300	0.094	10.601	
07/08/03	1706.9	80,092	13,010	0.60	79,252	<1,000	0.054	3.093	<10	0.001	0.031	2,000	0.217	10.818	
07/25/03	2113.6	97,580	17,488	0.72	96,740	<500	0.036	3.130	<50	0.004	0.035	16,000	2.335	13.153	
08/05/03	2136.0	98,536	956	0.71	97,696	<5,000	0.020	3.150	<50	0.000	0.035	11,000	0.088	13.241	
08/19/03	2473.8	114,245	15,709	0.78	113,405	<10,000	0.655	3.805	<100	0.007	0.041	13,000	1.704	14.945	
09/05/03	2881.3	125,020	10,775	0.44	124,180	<5,000	0.225	4.030	<50	0.002	0.044	8,900	0.800	15.745	
09/19/03	3218.8	136,594	11,574	0.57	135,754	<2,000	0.097	4.126	<20	0.001	0.045	6,900	0.666	16.411	
10/01/03	3503.6	145,329	8,735	0.51	144,489	<2,500	0.091	4.218	<25	0.001	0.045	5,300	0.386	16.798	
10/17/03	3821.0	154,978	9,649	0.51	154,138		0.101	4.318		0.001	0.046		0.427	17.224	
10/31/03	4155.5	165,292	10,314	0.51	164,452		0.108	4.426		0.001	0.048		0.456	17.681	
11/14/03	4299.6	171,405	6,113	0.71	170,565	<1,300	0.033	4.459	20	0.001	0.049	1,300	0.066	17.747	
11/19/03	4300.4	171,405	0	0.00	170,565		0.000	4.459		0.000	0.049		0.000	17.747	
11/26/03	4468.3	179,248	7,843	0.78	178,408		0.043	4.502		0.001	0.050		0.085	17.832	
12/02/03	4614.1	186,020	6,772	0.77	185,180	<1,300	0.037	4.538	45	0.003	0.052	1,200	0.068	17.900	
12/18/03	5000.8	205,130	19,110	0.82	204,290		0.104	4.642		0.007	0.060		0.191	18.091	
01/02/04	5361.9	209,447	4,317	0.20	208,607		0.023	4.665		0.002	0.061		0.043	18.134	
01/06/04	5451.1	210,081	634	0.12	209,241	<250	0.001	4.666	<2.5	0.000	0.061	240	0.001	18.136	
		Total Extracted Volume=		214,611			Total Pounds Removed:		4.672	Total Pounds Removed:		0.061	Total Pounds Removed:		18.1
		Average Period Operational Flow Rate=		0.61			Total Gallons Removed:		0.76	Total Gallons Removed:		0.010	Total Gallons Removed:		2.94

Abbreviations & Notes:

TPHg = Total purgeable hydrocarbons as gasoline

MTBE = Methyl tert-butyl ether

Conc. = Concentration

ppb = Parts per billion, equivalent to µg/L

µg/L = Micrograms per liter

L = Liter gal = Gallon g = Gram

Table 2: Groundwater Extraction - Operation and Mass Removal Data - Shell-branded Service Station, Incident #98995752, 540 Hegenberger Road , Oakland, CA

Site Visit (mm/dd/yy)	Hour Meter (hours)	Period				TPHg			Benzene			MTBE		
		Flow Meter Reading (gal)	Period Volume (gal)	Operational Flow Rate (gpm)	Cumulative Volume (gal)	TPHg Conc. (ppb)	Period Removal (pounds)	Cumulative Removal (pounds)	Benzene Conc. (ppb)	Period Removal (pounds)	Cumulative Removal (pounds)	MTBE Conc. (ppb)	Period Removal (pounds)	Cumulative Removal (pounds)

Mass removed based on the formula: volume extracted (gal) x Concentration (µg/L) x (g/10⁶µg) x (pound/453.6g) x (3.785 L/gal)

When constituents are not detected, the concentration is assumed to be equal to half the detection limit in subsequent calculations.

Volume removal data based on the formula: mass (pounds) x (density)⁻¹ (cc/g) x 453.6 (g/pound) x (L/1000 cc) * (gal/3.785 L)


Density inputs: TPHg = 0.73 g/cc, TPHd = 0.87 g/cc, MTBE = 0.74 g/cc

TPHg, BTEX, and MTBE analyzed by EPA Method 8260B

System started on 4/28/03 with 3.3hours and 880 gallons on flow meter.

ATTACHMENT A
Blaine Groundwater Monitoring Report
and Field Notes

BLAINE
TECH SERVICES, INC.



1680 ROGERS AVENUE
SAN JOSE, CA 95112-1105
(408) 573-7771 FAX
(408) 573-0555 PHONE
CONTRACTOR'S LICENSE #746684
www.blainetech.com

December 17, 2003

Karen Petryna
Shell Oil Products US
P.O. Box 7869
Burbank, CA 91510-7869

Fourth Quarter 2003 Groundwater Monitoring at
Shell-branded Service Station
540 Hegenberger Road
Oakland, CA

Monitoring performed on December 3, 2003

Groundwater Monitoring Report 031203-DA-1

This report covers the routine monitoring of groundwater wells at this Shell-branded facility. In accordance with standard procedures that conform to Regional Water Quality Control Board requirements, routine field data collection includes depth to water, total well depth, thickness of any separate immiscible layer, water column volume, calculated purge volume (if applicable), elapsed evacuation time (if applicable), total volume of water removed (if applicable), and standard water parameter instrument readings. Sample material is collected, contained, stored, and transported to the laboratory in conformance with EPA standards. Purge water (if applicable) is, likewise, collected and transported to the Martinez Refining Company.

Basic field information is presented alongside analytical values excerpted from the laboratory report in the cumulative table of **WELL CONCENTRATIONS**. The full analytical report for the most recent samples and the field data sheets are attached to this report.

At a minimum, Blaine Tech Services, Inc. field personnel are certified on completion of a forty-hour Hazardous Materials and Emergency Response training course per 29 CFR 1910.120. Field personnel are also enrolled in annual eight-hour refresher courses.

Blaine Tech Services, Inc. conducts sampling and documentation assignments of this type as an independent third party. Our activities at this site consisted of objective data and sample collection only. No interpretation of analytical results, defining of hydrological conditions or formulation of recommendations was performed.

Please call if you have any questions.

Yours truly,

Leon Gearhart
Project Coordinator

LG/jt

attachments: Cumulative Table of WELL CONCENTRATIONS
Certified Analytical Report
Field Data Sheets

cc: Anni Kreml
Cambria Environmental Technology, Inc.
5900 Hollis Street, Suite A
Oakland, CA 94608

WELL CONCENTRATIONS
Shell-branded Service Station
540 Hegenberger Road
Oakland, CA

Well ID	Date	TPPH (ug/L)	B (ug/L)	T (ug/L)	E (ug/L)	X (ug/L)	MTBE 8020 (ug/L)	MTBE 8260 (ug/L)	TOC (MSL)	Depth to Water (ft.)	GW Elevation (MSL)	DO Reading (ppm)
MW-1 (a)	08/26/1998	2,700	28	55	59	39	33,000	NA	10.54	7.91	2.63	1.8
MW-1 (b)	08/26/1998	<1,000	22	<10	<10	<10	17,000	NA	10.54	7.91	2.63	2.2
MW-1	12/28/1998	<5,000	<50.0	<50.0	<50.0	<50.0	153,000	33,000	10.54	8.75	1.79	1.9
MW-1	03/29/1999	<2,000	<20.0	<20.0	<20.0	<20.0	693,000	NA	10.54	8.32	2.22	2.0
MW-1	06/22/1999	20,000	<200	<200	<200	<200	150,000	NA	10.54	9.05	1.49	1.7
MW-1	09/30/1999	<2,500	<25.0	<25.0	<25.0	<25.0	30,900	NA	10.54	8.35	2.19	2.6
MW-1	11/19/1999	NA	NA	NA	NA	NA	NA	NA	10.54	9.58	0.96	NA
MW-1	11/24/1999	NA	NA	NA	NA	NA	NA	NA	10.54	9.65	0.89	NA
MW-1	12/02/1999	NA	NA	NA	NA	NA	NA	NA	10.54	9.55	0.99	NA
MW-1	12/10/1999	<50.0	29.7	<20.0	<20.0	<20.0	76,300	NA	10.54	8.86	1.68	1.2
MW-1	03/02/2000	<2,500	<25.0	<25.0	<25.0	<25.0	27,600	NA	10.54	8.83	1.71	3.2
MW-1	06/08/2000	<2,000	<20.0	<20.0	<20.0	<20.0	59,000	67,600	10.54	7.78	2.76	1.9
MW-1	09/05/2000	<10,000	411	<100	<100	<100	71,100	115,000e	10.54	7.84	2.70	NA
MW-1	12/15/2000	35,600	1,310	<50.0	<50.0	<50.0	136,000	f	10.54	7.65	2.89	NA
MW-1	03/09/2001	<10,000	1,390	<100	<100	<100	89,600	164,000	10.54	6.44	4.10	NA
MW-1	06/27/2001	<5,000	<50	<50	<50	<50	NA	19,000	10.54	8.46	2.08	NA
MW-1	09/19/2001	<5,000	<50	<50	<50	<50	NA	52,000	10.54	8.10	2.44	NA
MW-1	12/31/2001	<5,000	<25	<25	<25	<25	NA	17,000	10.54	7.31	3.23	NA
MW-1	03/14/2002	<20,000	<200	<200	<200	<200	NA	60,000	10.54	7.68	2.86	NA
MW-1	06/25/2002	<5,000	<50	<50	<50	<50	NA	34,000	10.54	8.40	2.14	NA
MW-1	09/19/2002	<2,500	<25	<25	<25	<25	NA	18,000	10.52	8.58	1.94	NA
MW-1	12/12/2002	<5,000	<50	<50	<50	<50	NA	30,000	10.52	8.41	2.11	NA
MW-1	01/02/2003	NA	<0.50	<0.50	<0.50	<1.0	NA	NA	10.52	7.45	3.07	NA
MW-1	03/20/2003 g	3,800	<25	<25	<25	<25	5,500	NA	10.52	8.21	2.31	NA
MW-1	06/23/2003	<10,000	<100	<100	<100	<200	NA	35,000	10.52	9.02	1.50	NA
MW-1	09/22/2003	<5,000	<50	<50	<50	<100	NA	15,000	10.52	15.74	-5.22	NA
MW-1	12/03/2003	<1,300	<13	<13	<13	<25	NA	3,600	10.52	18.35 h	NA	NA

WELL CONCENTRATIONS
Shell-branded Service Station
540 Hegenberger Road
Oakland, CA

Well ID	Date	TPPH (ug/L)	B (ug/L)	T (ug/L)	E (ug/L)	X (ug/L)	MTBE 8020 (ug/L)	MTBE 8260 (ug/L)	TOC (MSL)	Depth to Water (ft.)	GW Elevation (MSL)	DO Reading (ppm)
---------	------	----------------	-------------	-------------	-------------	-------------	------------------------	------------------------	--------------	----------------------------	--------------------------	------------------------

MW-2 (a)	08/26/1998	<250	3.2	<2.5	<2.5	<2.5	4,000	NA	9.21	7.18	2.03	2.4
MW-2 (b)	08/26/1998	<250	3.1	<2.5	<2.5	<2.5	4,800	NA	9.21	7.18	2.03	2.7
MW-2 (D)(b)	08/26/1998	<250	4.8	<2.5	<2.5	6.0	3,300	NA	9.21	7.18	2.03	2.7
MW-2	12/28/1998	<50.0	<0.500	<0.500	<0.500	<0.500	28.8	NA	9.21	7.34	1.87	2.1
MW-2	03/29/1999	235	<0.500	<0.500	<0.500	3.4	101	NA	9.21	6.85	2.36	2.0
MW-2	06/22/1999	<50	<0.50	<0.50	<0.50	<0.50	<2.5	NA	9.21	7.10	2.11	1.9
MW-2	09/30/1999	<50.0	<0.500	<0.500	<0.500	<0.500	1,700	NA	9.21	8.06	1.15	1.0
MW-2	12/10/1999	<50.0	<0.500	<0.500	<0.500	<0.500	<2.50	NA	9.21	8.61	0.60	1.4
MW-2	03/02/2000	<500	11.5	<5.00	<5.00	<5.00	5,280	NA	9.21	6.33	2.88	0.4
MW-2	06/08/2000	<50.0	0.670	<0.500	<0.500	<0.500	3,160	NA	9.21	6.87	2.34	1.6
MW-2	09/05/2000	<1,000	<10.0	<10.0	<10.0	<10.0	9,600	NA	9.21	6.79	2.42	NA
MW-2	12/15/2000	<200	<2.00	<2.00	<2.00	<2.00	6,320	NA	9.21	6.76	2.45	NA
MW-2	03/09/2001	<500	<5.00	<5.00	<5.00	<5.00	17,200	NA	9.21	6.28	2.93	NA
MW-2	06/27/2001	<100	1.4	<1.0	<1.0	<2.0	NA	470	9.21	7.12	2.09	NA
MW-2	09/19/2001	<50	<0.50	<0.50	<0.50	<0.50	NA	330	9.21	7.17	2.04	NA
MW-2	12/31/2001	<100	<1.0	<1.0	<1.0	<1.0	NA	420	9.21	6.24	2.97	NA
MW-2	03/14/2002	<250	4.5	3.3	<2.5	<2.5	NA	1,600	9.21	6.72	2.49	NA
MW-2	06/25/2002	<50	<0.50	<0.50	<0.50	<0.50	NA	110	9.21	7.23	1.98	NA
MW-2	09/19/2002	<50	<0.50	<0.50	<0.50	<0.50	NA	90	9.19	7.48	1.71	NA
MW-2	12/12/2002	<50	<0.50	<0.50	<0.50	<0.50	NA	170	9.19	7.33	1.86	NA
MW-2	03/20/2003 g	56	<0.50	<0.50	<0.50	<0.50	58	NA	9.19	7.65	1.54	NA
MW-2	06/23/2003	<50	<0.50	<0.50	<0.50	<1.0	NA	44	9.19	8.72	0.47	NA
MW-2	09/22/2003	<250	<2.5	<2.5	<2.5	<5.0	NA	37	9.19	8.84	0.35	NA
MW-2	12/03/2003	<250	<2.5	<2.5	<2.5	<5.0	NA	99	9.19	8.95	0.24	NA

MW-3 (a)	08/26/1998	2,300	180	330	<0.50	420	44,000	NA	9.45	6.52	2.93	1.8
MW-3 (b)	08/26/1998	<50	<0.50	<0.50	<0.50	<0.50	52,000	75,000	9.45	6.52	2.93	2.3

WELL CONCENTRATIONS
Shell-branded Service Station
540 Hegenberger Road
Oakland, CA

Well ID	Date	TPPH (ug/L)	B (ug/L)	T (ug/L)	E (ug/L)	X (ug/L)	MTBE 8020 (ug/L)	MTBE 8260 (ug/L)	TOC (MSL)	Depth to Water (ft.)	GW Elevation (MSL)	DO Reading (ppm)
MW-3	12/28/1998	<5,00	139	<50.0	<50.0	<50.0	15,100	NA	9.45	6.73	2.72	1.7
MW-3	03/29/1999	52,500	5,500	6,900	1,360	6,250	508,000	630,000 (c)	9.45	6.21	3.24	2.1
MW-3	06/22/1999	58,000	6,600	9,850	1,640	6,950	677,000	653,000	9.45	7.00	2.45	1.3
MW-3	09/30/1999	4,360	121	122	36.1	647	33,700	35,600	9.45	6.84	2.61	0.6
MW-3	11/19/1999	NA	NA	NA	NA	NA	NA	NA	9.45	7.93	1.52	NA
MW-3	11/24/1999	NA	NA	NA	NA	NA	NA	NA	9.45	8.25	1.20	NA
MW-3	12/02/1999	NA	NA	NA	NA	NA	NA	NA	9.45	7.55	1.90	NA
MW-3	12/10/1999	4,220	973	26.3	273	584	88,200	NA	9.45	7.28	2.17	2.5
MW-3	03/02/2000	65,300	5,210	10,300	2,650	15,100	56,800	59,800e	9.45	5.87	3.58	d
MW-3	06/08/2000	72,700	3,570	10,200	2,100	13,400	44,400	NA	9.45	5.32	4.13	1.1
MW-3	09/05/2000	26,100	959	2,910	1,090	5,640	24,000	NA	9.45	5.60	3.85	NA
MW-3	12/15/2000	5,190	438	8.39	483	530	19,100	11,800f	9.45	6.27	3.18	NA
MW-3	03/09/2001	5,880	472	42.2	392	1,290	41,800	NA	9.45	5.71	3.74	NA
MW-3	06/27/2001	9,100	330	79	140	1,600	NA	31,000	9.45	6.88	2.57	NA
MW-3	09/19/2001	790	14	18	17	67	NA	8,100	9.45	6.70	2.75	NA
MW-3	12/31/2001	<5,000	220	<50	86	<50	NA	22,000	9.45	5.92	3.53	NA
MW-3	03/14/2002	<2,500	<25	<25	<25	<25	NA	12,000	9.45	6.25	3.20	NA
MW-3	06/25/2002	<10,000	160	<100	<100	<100	NA	42,000	9.45	6.65	2.80	NA
MW-3	09/19/2002	<10,000	650	<100	280	360	NA	84,000	9.45	6.51	2.94	NA
MW-3	12/12/2002	<10,000	170	<100	<100	<100	NA	45,000	9.45	6.97	2.48	NA
MW-3	01/02/2003	NA	59	<5.0	5.3	<10	NA	NA	9.45	5.90	3.55	NA
MW-3	03/20/2003 g	5,100	<50	<50	<50	<50	4,400	NA	9.45	6.87	2.58	NA
MW-3	06/23/2003	<5,000	<50	<50	<50	<100	NA	8,100	9.45	13.80	-4.35	NA
MW-3	09/22/2003	<250	<2.5	4.6	<2.5	<5.0	NA	470	9.45	6.31	3.14	NA
MW-3	12/03/2003	<50	<0.50	<0.50	<0.50	<1.0	NA	180	9.45	14.77 h	NA	NA
MW-4	09/25/2000	NA	NA	NA	NA	NA	NA	NA	9.88	7.64	2.24	NA
MW-4	12/15/2000	<50.0	<0.500	<0.500	<0.500	<0.500	<2.50	NA	9.88	7.55	2.33	NA

WELL CONCENTRATIONS
Shell-branded Service Station
540 Hegenberger Road
Oakland, CA

Well ID	Date	TPPH (ug/L)	B (ug/L)	T (ug/L)	E (ug/L)	X (ug/L)	MTBE 8020 (ug/L)	MTBE 8260 (ug/L)	TOC (MSL)	Depth to Water (ft.)	GW Elevation (MSL)	DO Reading (ppm)
---------	------	----------------	-------------	-------------	-------------	-------------	------------------------	------------------------	--------------	----------------------------	--------------------------	------------------------

MW-4	03/09/2001	<50.0	<0.500	0.730	<0.500	0.529	3.16	NA	9.88	7.04	2.84	NA
MW-4	06/27/2001	<50	<0.50	<0.50	<0.50	<0.50	NA	<5.0	9.88	7.76	2.12	NA
MW-4	09/19/2001	<50	<0.50	<0.50	<0.50	<0.50	NA	<5.0	9.88	7.69	2.19	NA
MW-4	12/31/2001	<50	<0.50	<0.50	<0.50	<0.50	NA	<5.0	9.88	7.08	2.80	NA
MW-4	03/14/2002	<50	<0.50	<0.50	<0.50	<0.50	NA	<5.0	9.88	7.57	2.31	NA
MW-4	06/25/2002	<50	<0.50	<0.50	<0.50	<0.50	NA	<5.0	9.88	8.50	1.38	NA
MW-4	09/19/2002	<50	<0.50	<0.50	<0.50	<0.50	NA	<5.0	9.88	8.22	1.66	NA
MW-4	12/12/2002	<50	<0.50	<0.50	<0.50	<0.50	NA	<5.0	9.88	8.08	1.80	NA
MW-4	03/20/2003 g	<50	<0.50	<0.50	<0.50	<0.50	<5.0	NA	9.88	7.92	1.96	NA
MW-4	06/23/2003	<50	<0.50	<0.50	<0.50	<1.0	NA	<5.0	9.88	8.18	1.70	NA
MW-4	09/22/2003	<50	<0.50	<0.50	<0.50	<1.0	NA	16	9.88	8.28	1.60	NA
MW-4	12/03/2003	<50	<0.50	<0.50	<0.50	<1.0	NA	15	9.88	8.44	1.44	NA

MW-5	06/18/2002	NA	NA	NA	NA	NA	NA	NA	NA	8.36	NA	NA
MW-5	06/25/2002	<10,000	<100	<100	<100	<100	NA	60,000	NA	8.30	NA	NA
MW-5	09/19/2002	<2,000	<20	<20	<20	<20	NA	7,200	10.03	8.44	1.59	NA
MW-5	12/12/2002	<5,000	<50	<50	<50	<50	NA	33,000	10.03	8.49	1.54	NA
MW-5	03/20/2003 g	12,000	<50	<50	<50	<50	15,000	NA	10.03	8.23	1.80	NA
MW-5	06/23/2003	<1,000	<10	<10	<10	<20	NA	1,700	10.03	16.70	-6.67	NA
MW-5	09/22/2003	<2,500	<25	<25	<25	<50	NA	4,400	10.03	16.70	-6.67	NA
MW-5	12/03/2003	<50	<0.50	<0.50	<0.50	<1.0	NA	70	10.03	16.79	-6.76	NA

C-1	09/19/2001	<50	<0.50	<0.50	<0.50	<0.50	NA	<5.0	NA	1.44	NA	NA
C-1	03/29/2002	<50	<0.50	<0.50	<0.50	<0.50	NA	<5.0	NA	2.59	NA	NA
C-1	06/25/2002	<50	<0.50	<0.50	<0.50	<0.50	NA	<5.0	NA	3.72	NA	NA
C-1	09/19/2002	<50	<0.50	<0.50	<0.50	<0.50	NA	<5.0	NA	3.08	NA	NA
C-1	12/12/2002	<50	<0.50	<0.50	<0.50	<0.50	NA	<5.0	NA	0.64	NA	NA
C-1	03/20/2003 g	<50	<0.50	<0.50	<0.50	<0.50	<5.0	NA	NA	4.61	NA	NA

WELL CONCENTRATIONS
Shell-branded Service Station
540 Hegenberger Road
Oakland, CA

Well ID	Date	TPPH (ug/L)	B (ug/L)	T (ug/L)	E (ug/L)	X (ug/L)	MTBE 8020 (ug/L)	MTBE 8260 (ug/L)	TOC (MSL)	Depth to Water (ft.)	GW Elevation (MSL)	DO Reading (ppm)
---------	------	----------------	-------------	-------------	-------------	-------------	------------------------	------------------------	--------------	----------------------------	--------------------------	------------------------

SD-1	09/19/2001	Unable to sample		NA	NA	NA	NA	NA	NA	NA	NA	NA
SD-1	03/29/2002	Dry	NA	NA	NA	NA	NA	NA	NA	NA	NA	NA
SD-1	06/25/2002	Dry	NA	NA	NA	NA	NA	NA	NA	NA	NA	NA
SD-1	09/19/2002	Dry	NA	NA	NA	NA	NA	NA	NA	NA	NA	NA
SD-1	12/12/2002	Dry	NA	NA	NA	NA	NA	NA	NA	NA	NA	NA
SD-1	03/20/2003	Dry	NA	NA	NA	NA	NA	NA	NA	NA	NA	NA

SD-2	09/19/2001	Unable to sample		NA	NA	NA	NA	NA	NA	NA	NA	NA
SD-2	03/29/2002	Dry	NA	NA	NA	NA	NA	NA	NA	NA	NA	NA
SD-2	06/25/2002	Dry	NA	NA	NA	NA	NA	NA	NA	NA	NA	NA
SD-2	09/19/2002	Dry	NA	NA	NA	NA	NA	NA	NA	NA	NA	NA
SD-2	12/12/2002	Dry	NA	NA	NA	NA	NA	NA	NA	NA	NA	NA
SD-2	03/20/2003	Dry	NA	NA	NA	NA	NA	NA	NA	NA	NA	NA

BW-A	06/22/1999	318	<0.50	<0.50	0.590	1.48	4,470	NA	NA	4.71	NA	1.1
BW-A	06/25/2002	<500	<5.0	<5.0	<5.0	18	NA	3,100	NA	5.14	NA	NA
BW-A	09/19/2002	<200	<2.0	<2.0	<2.0	<2.0	NA	<20	NA	7.19	NA	NA
BW-A	12/12/2002	<500	<5.0	<5.0	<5.0	<5.0	NA	2,900	NA	6.40	NA	NA
BW-A	03/20/2003 g	<2,500	<25	<25	<25	<25	<250	NA	NA	5.36	NA	NA
BW-A	06/23/2003	<1,000	<10	<10	<10	<20	NA	<100	NA	10.27	NA	NA

BW-B	06/22/1999	<250	<2.5	<2.5	<2.5	<2.5	8,600	NA	NA	5.90	NA	1.2
BW-B	06/27/2001	<5,000	<50	<50	<50	<50	NA	40,000	NA	5.83	NA	NA
BW-B	12/31/2001	<2,000	<20	<20	<20	<20	NA	9,200	NA	4.19	NA	NA
BW-B	03/14/2002	<2,000	<20	<20	<20	<20	NA	9,400	NA	5.24	NA	NA
BW-B	06/25/2002	<2,000	<20	<20	<20	<20	NA	6,600	NA	6.19	NA	NA
BW-B	09/19/2002	<500	<5.0	<5.0	<5.0	<5.0	NA	<50	NA	8.46	NA	NA

WELL CONCENTRATIONS
Shell-branded Service Station
540 Hegenberger Road
Oakland, CA

Well ID	Date	TPPH (ug/L)	B (ug/L)	T (ug/L)	E (ug/L)	X (ug/L)	MTBE 8020 (ug/L)	MTBE 8260 (ug/L)	TOC (MSL)	Depth to Water (ft.)	GW Elevation (MSL)	DO Reading (ppm)
BW-B	12/12/2002	<500	<5.0	<5.0	<5.0	<5.0	NA	1,700	NA	7.46	NA	NA
BW-B	03/20/2003 g	170	<1.0	<1.0	<1.0	<1.0	190	NA	NA	6.23	NA	NA
BW-B	06/23/2003	<50	<0.50	<0.50	<0.50	<1.0	NA	43	NA	9.95	NA	NA
BW-C	06/22/1999	<50	<0.50	<0.50	<0.50	0.98	11,000	NA	NA	5.91	NA	1.6
BW-C	06/25/2002	<5,000	<50	<50	<50	<50	NA	20,000	NA	6.49	NA	NA
BW-C	09/19/2002	<1,000	<10	<10	<10	<10	NA	400	NA	8.52	NA	NA
BW-C	12/12/2002	<2,000	<20	<20	<20	<20	NA	8,000	NA	7.57	NA	NA
BW-C	03/20/2003 g	270	<1.0	<1.0	<1.0	<1.0	250	NA	NA	6.48	NA	NA
BW-C	06/23/2003	<1,000	<10	<10	<10	<20	NA	170	NA	11.48	NA	NA
BW-D	06/22/1999	<50.0	<0.500	<0.500	<0.500	<0.500	2,190	NA	NA	4.78	NA	1.4
BW-D	06/25/2002	Well inaccessible		NA	NA	NA	NA	NA	NA	NA	NA	NA
BW-D	07/02/2002	<1,000	23	<10	<10	<10	NA	<100	NA	6.36	NA	NA
BW-D	09/19/2002	<250	<2.5	<2.5	<2.5	<2.5	NA	<25	NA	7.25	NA	NA
BW-D	12/12/2002	<5,000	<50	<50	<50	<50	NA	16,000	NA	6.21	NA	NA
BW-D	03/20/2003 g	71	<0.50	<0.50	<0.50	<0.50	55	NA	NA	5.23	NA	NA
BW-D	06/23/2003	<1,000	<10	<10	<10	<20	NA	<100	NA	10.25	NA	NA
BW-D	09/22/2003	<100	<1.0	<1.0	<1.0	<2.0	NA	120	NA	10.18	NA	NA
BW-D	12/03/2003	<1,300	110	<13	<13	29	NA	560	NA	10.20	NA	NA

WELL CONCENTRATIONS
Shell-branded Service Station
540 Hegenberger Road
Oakland, CA

Well ID	Date	TPPH (ug/L)	B (ug/L)	T (ug/L)	E (ug/L)	X (ug/L)	MTBE 8020 (ug/L)	MTBE 8260 (ug/L)	TOC (MSL)	Depth to Water (ft.)	GW Elevation (MSL)	DO Reading (ppm)
---------	------	----------------	-------------	-------------	-------------	-------------	------------------------	------------------------	--------------	----------------------------	--------------------------	------------------------

Abbreviations:

TPPH = Total petroleum hydrocarbons as gasoline by EPA Method 8260B; prior to June 27, 2001, analyzed by EPA Method 8015.

BTEX = Benzene, toluene, ethylbenzene, xylenes by EPA Method 8260B; prior to June 27, 2001, analyzed by EPA Method 8020.

MTBE = Methyl-tertiary-butyl ether

TOC = Top of Casing Elevation

GW = Groundwater

DO = Dissolved Oxygen

ppm = Parts per million

ug/L = Parts per billion

MSL = Mean sea level

ft = Feet

<n = Below detection limit

D = Duplicate sample

NA = Not applicable

Notes:

a = Pre-purge

b = Post purge

c = Lab confirmed MTBE by mistake. MTBE value at MW-1 should have been confirmed instead.

d = DO reading not taken.

e = Sample was analyzed outside of the EPA recommended holding time.

f = The second highest MTBE hit was mistakenly confirmed. MTBE for MW-1 should have been confirmed.

g = On March 20, 2003, all analyses run by EPA Method 8015/8020.

h = Depth to top of pump; pump prevented depth to water measurement.

Site surveyed September 21, 2000, by Virgil Chavez Land Surveying of Vallejo, California.

C-1 is a canal sample location.

SD-1 and SD-2 are storm drains.

Wells MW-1 through MW-5 surveyed January 24 and June 19, 2002, by Virgil Chavez Land Surveying of Vallejo, California.

Blaine Tech Services, Inc.

December 16, 2003

1680 Rogers Avenue
San Jose, CA 95112-1105
Attn.: Leon Gearhart
Project#: 031203-DA1
Project: 98995752
Site: 540 Hegenberger Road, Oakland

Dear Mr. Gearhart,

Attached is our report for your samples received on 12/03/2003 14:35
This report has been reviewed and approved for release. Reproduction of this report
is permitted only in its entirety.

Please note that any unused portion of the samples will be discarded after
01/17/2004 unless you have requested otherwise.

We appreciate the opportunity to be of service to you. If you have any questions,
please call me at (925) 484-1919.

You can also contact me via email. My email address is: vvancil@stl-inc.com

Sincerely,



Vincent Vancil
Project Manager

Severn Trent Laboratories, Inc.

STL San Francisco * 1220 Quarry Lane, Pleasanton, CA 94566

Tel 925 484 1919 Fax 925 484 1096 * www.stl-inc.com * CA DHS ELAP# 2496

Gas/BTEX/MTBE by 8260B (C6-C12)

Blaine Tech Services, Inc.

Attn.: Leon Gearhart

1680 Rogers Avenue

San Jose, CA 95112-1105

Phone: (408) 573-0555 Fax: (408) 573-7771

Project: 031203-DA1

98995752

Received: 12/03/2003 14:35

Site: 540 Hegenberger Road, Oakland

Samples Reported

Sample Name	Date Sampled	Matrix	Lab #
MW-1	12/03/2003 07:30	Water	1
MW-2	12/03/2003 08:59	Water	2
MW-3	12/03/2003 07:35	Water	3
MW-4	12/03/2003 08:25	Water	4
MW-5	12/03/2003 07:45	Water	5
BW-D	12/03/2003 09:17	Water	6

Severn Trent Laboratories, Inc.

STL San Francisco * 1220 Quarry Lane, Pleasanton, CA 94566

Tel 925 484 1919 Fax 925 484 1096 * www.stl-inc.com * CA DHS ELAP# 2496

12/15/2003 12:13

Gas/BTEX/MTBE by 8260B (C6-C12)

Blaine Tech Services, Inc.

Attn.: Leon Gearhart

1680 Rogers Avenue

San Jose, CA 95112-1105

Phone: (408) 573-0555 Fax: (408) 573-7771

Project: 031203-DA1

98995752

Received: 12/03/2003 14:35

Site: 540 Hegenberger Road, Oakland

Prep(s):	5030B	Test(s):	8260B
Sample ID:	MW-1	Lab ID:	2003-12-0105 - 1
Sampled:	12/03/2003 07:30	Extracted:	12/11/2003 12:29
Matrix:	Water	QC Batch#:	2003/12/11-1A.64
Analysis Flag: o (See Legend and Note Section)			

Compound	Conc.	RL	Unit	Dilution	Analyzed	Flag
Gasoline	ND	1300	ug/L	25.00	12/11/2003 12:29	
Benzene	ND	13	ug/L	25.00	12/11/2003 12:29	
Toluene	ND	13	ug/L	25.00	12/11/2003 12:29	
Ethylbenzene	ND	13	ug/L	25.00	12/11/2003 12:29	
Total xylenes	ND	25	ug/L	25.00	12/11/2003 12:29	
Methyl tert-butyl ether (MTBE)	3600	13	ug/L	25.00	12/11/2003 12:29	
Surrogate(s)						
1,2-Dichloroethane-d4	108.9	76-130	%	25.00	12/11/2003 12:29	
Toluene-d8	95.0	78-115	%	25.00	12/11/2003 12:29	

Gas/BTEX/MTBE by 8260B (C6-C12)

Blaine Tech Services, Inc.

Attn.: Leon Gearhart

1680 Rogers Avenue
San Jose, CA 95112-1105
Phone: (408) 573-0555 Fax: (408) 573-7771

Project: 031203-DA1
98995752

Received: 12/03/2003 14:35

Site: 540 Hegenberger Road, Oakland

Prep(s):	5030B	Test(s):	8260B
Sample ID:	MW-2	Lab ID:	2003-12-0105 - 2
Sampled:	12/03/2003 08:59	Extracted:	12/9/2003 11:11
Matrix:	Water	QC Batch#:	2003/12/09-1A.66
Analysis Flag: Irm. (See Legend and Note Section)			

Compound	Conc.	RL	Unit	Dilution	Analyzed	Flag
Gasoline	ND	250	ug/L	5.00	12/09/2003 11:11	
Benzene	ND	2.5	ug/L	5.00	12/09/2003 11:11	
Toluene	ND	2.5	ug/L	5.00	12/09/2003 11:11	
Ethylbenzene	ND	2.5	ug/L	5.00	12/09/2003 11:11	
Total xylenes	ND	5.0	ug/L	5.00	12/09/2003 11:11	
Methyl tert-butyl ether (MTBE)	99	2.5	ug/L	5.00	12/09/2003 11:11	
Surrogate(s)						
1,2-Dichloroethane-d4	111.2	76-130	%	5.00	12/09/2003 11:11	
Toluene-d8	97.2	78-115	%	5.00	12/09/2003 11:11	

Gas/BTEX/MTBE by 8260B (C6-C12)

Blaine Tech Services, Inc.

Attn.: Leon Gearhart

1680 Rogers Avenue

San Jose, CA 95112-1105

Phone: (408) 573-0555 Fax: (408) 573-7771

Project: 031203-DA1

98995752

Received: 12/03/2003 14:35

Site: 540 Hegenberger Road, Oakland

Prep(s):	5030B	Test(s):	8260B
Sample ID:	MW-3	Lab ID:	2003-12-0105 - 3
Sampled:	12/03/2003 07:35	Extracted:	12/9/2003 11:35
Matrix:	Water	QC Batch#:	2003/12/09-1A.66

Compound	Conc.	RL	Unit	Dilution	Analyzed	Flag
Gasoline	ND	50	ug/L	1.00	12/09/2003 11:35	
Benzene	ND	0.50	ug/L	1.00	12/09/2003 11:35	
Toluene	ND	0.50	ug/L	1.00	12/09/2003 11:35	
Ethylbenzene	ND	0.50	ug/L	1.00	12/09/2003 11:35	
Total xylenes	ND	1.0	ug/L	1.00	12/09/2003 11:35	
Methyl tert-butyl ether (MTBE)	180	0.50	ug/L	1.00	12/09/2003 11:35	
Surrogate(s)						
1,2-Dichloroethane-d4	111.2	76-130	%	1.00	12/09/2003 11:35	
Toluene-d8	94.4	78-115	%	1.00	12/09/2003 11:35	

Gas/BTEX/MTBE by 8260B (C6-C12)

Blaine Tech Services, Inc.

Attn.: Leon Gearhart

1680 Rogers Avenue
San Jose, CA 95112-1105
Phone: (408) 573-0555 Fax: (408) 573-7771

Project: 031203-DA1
98995752

Received: 12/03/2003 14:35

Site: 540 Hegenberger Road, Oakland

Prep(s):	5030B	Test(s):	8260B
Sample ID:	MW-4	Lab ID:	2003-12-0105 - 4
Sampled:	12/03/2003 08:25	Extracted:	12/9/2003 11:59
Matrix:	Water	QC Batch#:	2003/12/09-1A.66

Compound	Conc.	RL	Unit	Dilution	Analyzed	Flag
Gasoline	ND	50	ug/L	1.00	12/09/2003 11:59	
Benzene	ND	0.50	ug/L	1.00	12/09/2003 11:59	
Toluene	ND	0.50	ug/L	1.00	12/09/2003 11:59	
Ethylbenzene	ND	0.50	ug/L	1.00	12/09/2003 11:59	
Total xylenes	ND	1.0	ug/L	1.00	12/09/2003 11:59	
Methyl tert-butyl ether (MTBE)	15	0.50	ug/L	1.00	12/09/2003 11:59	
Surrogate(s)						
1,2-Dichloroethane-d4	112.9	76-130	%	1.00	12/09/2003 11:59	
Toluene-d8	93.5	78-115	%	1.00	12/09/2003 11:59	

Gas/BTEX/MTBE by 8260B (C6-C12)

Blaine Tech Services, Inc.

Attn.: Leon Gearhart

1680 Rogers Avenue
San Jose, CA 95112-1105
Phone: (408) 573-0555 Fax: (408) 573-7771

Project: 031203-DA1
98995752

Received: 12/03/2003 14:35

Site: 540 Hegenberger Road, Oakland

Prep(s): 5030B	Test(s): 8260B
Sample ID: MW-5	Lab ID: 2003-12-0105 - 5
Sampled: 12/03/2003 07:45	Extracted: 12/11/2003 12:51
Matrix: Water	QC Batch#: 2003/12/11-1A.64

Compound	Conc.	RL	Unit	Dilution	Analyzed	Flag
Gasoline	ND	50	ug/L	1.00	12/11/2003 12:51	
Benzene	ND	0.50	ug/L	1.00	12/11/2003 12:51	
Toluene	ND	0.50	ug/L	1.00	12/11/2003 12:51	
Ethylbenzene	ND	0.50	ug/L	1.00	12/11/2003 12:51	
Total xylenes	ND	1.0	ug/L	1.00	12/11/2003 12:51	
Methyl tert-butyl ether (MTBE)	70	0.50	ug/L	1.00	12/11/2003 12:51	
Surrogate(s)						
1,2-Dichloroethane-d4	94.2	76-130	%	1.00	12/11/2003 12:51	
Toluene-d8	97.4	78-115	%	1.00	12/11/2003 12:51	

Severn Trent Laboratories, Inc.

STL San Francisco * 1220 Quarry Lane, Pleasanton, CA 94566
Tel 925 484 1919 Fax 925 484 1096 * www.stl-inc.com * CA DHS ELAP# 2496

12/15/2003 12:13

Gas/BTEX/MTBE by 8260B (C6-C12)

Blaine Tech Services, Inc.

Attn.: Leon Gearhart

1680 Rogers Avenue
San Jose, CA 95112-1105
Phone: (408) 573-0555 Fax: (408) 573-7771

Project: 031203-DA1
98995752

Received: 12/03/2003 14:35

Site: 540 Hegenberger Road, Oakland

Prep(s):	5030B	Test(s):	8260B
Sample ID:	BW-D	Lab ID:	2003-12-0105 - 6
Sampled:	12/03/2003 09:17	Extracted:	12/11/2003 13:13
Matrix:	Water	QC Batch#:	2003/12/11-1A.64
Analysis Flag: 0 (See Legend and Note Section)			

Compound	Conc.	RL	Unit	Dilution	Analyzed	Flag
Gasoline	ND	1300	ug/L	25.00	12/11/2003 13:13	
Benzene	110	13	ug/L	25.00	12/11/2003 13:13	
Toluene	ND	13	ug/L	25.00	12/11/2003 13:13	
Ethylbenzene	ND	13	ug/L	25.00	12/11/2003 13:13	
Total xylenes	29	25	ug/L	25.00	12/11/2003 13:13	
Methyl tert-butyl ether (MTBE)	560	13	ug/L	25.00	12/11/2003 13:13	
Surrogate(s)						
1,2-Dichloroethane-d4	124.0	76-130	%	25.00	12/11/2003 13:13	
Toluene-d8	101.6	78-115	%	25.00	12/11/2003 13:13	

Gas/BTEX/MTBE by 8260B (C6-C12)

Blaine Tech Services, Inc.
Attn.: Leon Gearhart

1680 Rogers Avenue
San Jose, CA 95112-1105
Phone: (408) 573-0555 Fax: (408) 573-7771

Project: 031203-DA1
98995752

Received: 12/03/2003 14:35

Site: 540 Hegenberger Road, Oakland

Batch QC Report					
Prep(s): 5030B				Test(s): 8260B	
Method Blank		Water		QC Batch # 2003/12/09-1A.66	
MB: 2003/12/09-1A.66-023				Date Extracted: 12/09/2003 10:23	

Compound	Conc.	RL	Unit	Analyzed	Flag
Gasoline	ND	50	ug/L	12/09/2003 10:23	
Methyl tert-butyl ether (MTBE)	ND	0.5	ug/L	12/09/2003 10:23	
Benzene	ND	0.5	ug/L	12/09/2003 10:23	
Toluene	ND	0.5	ug/L	12/09/2003 10:23	
Ethylbenzene	ND	0.5	ug/L	12/09/2003 10:23	
Total xylenes	ND	1.0	ug/L	12/09/2003 10:23	
Surrogates(s)					
1,2-Dichloroethane-d4	108.8	76-130	%	12/09/2003 10:23	
Toluene-d8	99.2	78-115	%	12/09/2003 10:23	

Gas/BTEX/MTBE by 8260B (C6-C12)

Blaine Tech Services, Inc.

Attn.: Leon Gearhart

1680 Rogers Avenue
San Jose, CA 95112-1105
Phone: (408) 573-0555 Fax: (408) 573-7771

Project: 031203-DA1
98995752

Received: 12/03/2003 14:35

Site: 540 Hegenberger Road, Oakland

Batch QC Report					
Prep(s): 5030B		Water		Test(s): 8260B	
Method Blank				QC Batch # 2003/12/11-1A.64	
MB: 2003/12/11-1A.64-031				Date Extracted: 12/11/2003 10:31	
Compound	Conc.	RL	Unit	Analyzed	Flag
Gasoline	ND	50	ug/L	12/11/2003 10:31	
Methyl tert-butyl ether (MTBE)	ND	0.5	ug/L	12/11/2003 10:31	
Benzene	ND	0.5	ug/L	12/11/2003 10:31	
Toluene	ND	0.5	ug/L	12/11/2003 10:31	
Ethylbenzene	ND	0.5	ug/L	12/11/2003 10:31	
Total xylenes	ND	1.0	ug/L	12/11/2003 10:31	
Surrogates(s)					
1,2-Dichloroethane-d4	89.8	76-130	%	12/11/2003 10:31	
Toluene-d8	93.6	78-115	%	12/11/2003 10:31	

Gas/BTEX/MTBE by 8260B (C6-C12)

Blaine Tech Services, Inc.
Attn.: Leon Gearhart

1680 Rogers Avenue
San Jose, CA 95112-1105
Phone: (408) 573-0555 Fax: (408) 573-7771
Project: 031203-DA1
98995752

Received: 12/03/2003 14:35

Site: 540 Hegenberger Road, Oakland

Batch QC Report										
Prep(s): 5030B							Test(s): 8260B			
Laboratory Control Spike			Water			QC Batch # 2003/12/09-1A.66				
LCS	2003/12/09-1A.66-036		Extracted: 12/09/2003			Analyzed: 12/09/2003 09:36				
LCSD	2003/12/09-1A.66-059		Extracted: 12/09/2003			Analyzed: 12/09/2003 09:59				
Compound	Conc. ug/L		Exp.Conc.	Recovery %		RPD	Ctrl.Limits %		Flags	
	LCS	LCSD		LCS	LCSD		%	Rec.	RPD	LCS
Methyl tert-butyl ether (MTBE)	21.4	22.0	25	85.6	88.0	2.8	65-165	20		
Benzene	23.3	23.9	25	93.2	95.6	2.5	69-129	20		
Toluene	24.0	24.1	25	96.0	96.4	0.4	70-130	20		
Surrogates(s)										
1,2-Dichloroethane-d4	531	512	500	106.2	102.4		76-130			
Toluene-d8	502	491	500	100.4	98.2		78-115			

Severn Trent Laboratories, Inc.

STL San Francisco * 1220 Quarry Lane, Pleasanton, CA 94566
Tel 925 484 1919 Fax 925 484 1096 * www.stl-inc.com * CA DHS ELAP# 2496

12/15/2003 12:13

Gas/BTEX/MTBE by 8260B (C6-C12)

Blaine Tech Services, Inc.

Attn.: Leon Gearhart

1680 Rogers Avenue
San Jose, CA 95112-1105
Phone: (408) 573-0555 Fax: (408) 573-7771

Project: 031203-DA1
98995752

Received: 12/03/2003 14:35

Site: 540 Hegenberger Road, Oakland

Batch QC Report										
Prep(s): 5030B						Test(s): 8260B				
Laboratory Control Spike			Water			QC Batch # 2003/12/11-1A.64				
LCS	2003/12/11-1A.64-047		Extracted: 12/11/2003			Analyzed: 12/11/2003 09:47				
LCSD	2003/12/11-1A.64-009		Extracted: 12/11/2003			Analyzed: 12/11/2003 10:09				
Compound	Conc. ug/L		Exp.Conc.	Recovery %		RPD	Ctrl.Limits %		Flags	
	LCS	LCSD		LCS	LCSD		%	Rec.	RPD	LCS
Methyl tert-butyl ether (MTBE)	23.0	23.2	25	92.0	92.8	0.9	65-165	20		
Benzene	21.4	22.4	25	85.6	89.6	4.6	69-129	20		
Toluene	21.8	23.4	25	87.2	93.6	7.1	70-130	20		
Surrogates(s)										
1,2-Dichloroethane-d4	494	463	500	98.8	92.6		76-130			
Toluene-d8	469	470	500	93.8	94.0		78-115			

Gas/BTEX/MTBE by 8260B (C6-C12)

Blaine Tech Services, Inc.

Attn.: Leon Gearhart

1680 Rogers Avenue
San Jose, CA 95112-1105
Phone: (408) 573-0555 Fax: (408) 573-7771

Project: 031203-DA1
98995752

Received: 12/03/2003 14:35

Site: 540 Hegenberger Road, Oakland

Batch QC Report			
Prep(s): 5030B			Test(s): 8260B
Matrix Spike (MS / MSD)	Water		QC Batch # 2003/12/09-1A.66
MW-4 >> MS			Lab ID: 2003-12-0105 - 004
MS: 2003/12/09-1A.66-060	Extracted: 12/09/2003		Analyzed: 12/09/2003 12:23
			Dilution: 1.00
MSD: 2003/12/09-1A.66-047	Extracted: 12/09/2003		Analyzed: 12/09/2003 12:47
			Dilution: 1.00

Compound	Conc. ug/L			Spk.Level ug/L	Recovery %			Limits %		Flags	
	MS	MSD	Sample		MS	MSD	RPD	Rec.	RPD	MS	MSD
Methyl tert-butyl ether	35.9	32.8	14.74	25	84.6	72.4	15.5	65-165	20		
Benzene	22.5	23.2	0	25	90.0	92.8	3.1	69-129	20		
Toluene	23.0	23.2	0.076	25	91.7	92.8	0.9	70-130	20		
Surrogate(s)											
1,2-Dichloroethane-d4	518	535		500	103.6	107.1		76-130			
Toluene-d8	494	497		500	98.8	99.4		78-115			

Gas/BTEX/MTBE by 8260B (C6-C12)

Blaine Tech Services, Inc.

Attn.: Leon Gearhart

1680 Rogers Avenue

San Jose, CA 95112-1105

Phone: (408) 573-0555 Fax: (408) 573-7771

Project: 031203-DA1

98995752

Received: 12/03/2003 14:35

Site: 540 Hegenberger Road, Oakland

Legend and Notes

Analysis Flag

ln

Reporting limits raised due to high level of non-target analyte materials.

o

Reporting limits were raised due to high level of analyte present in the sample.

LAB: STL

SHELL Chain Of Custody Record

80793

Lab Identification (if necessary):

Address:

City, State, Zip:

Shell Project Manager t. invoiced:

SCIENCE & ENGINEERING
 TECHNICAL SERVICES
 CAMB-HOUSTON

Karen Petryna

2003-12-0105

INCIDENT NUMBER (SAE ONLY)

9 8 9 9 5 7 5 2

SAP or CRMT NUMBER (TS/CRMT)

DATE: 12/3/03

PAGE: 1 of 1

Blaine Tech Services
 1680 Rogers Avenue, San Jose, CA 95112
 Leon Gearhart
 408-573-0555
 408-573-7771
 leogearhart@blainetech.com

BTSS
 540 Hegenberger Road, Oakland
 Anni Kreml
 (510)420-3335
 Shell.OaklandEDF@cambria-env.com

David Allbut

TURNAROUND TIME (BUSINESS DAYS):
 10 DAYS 5 DAYS 72 HOURS 48 HOURS 24 HOURS LESS THAN 24 HOURS

REQUESTED ANALYSIS

FIELD NOTES:
 Container/Preservative
 or PID Readings
 or Laboratory Notes
 3.4

LAB USE ONLY	Field Sample Identification	SAMPLING		MATRIX	NO. COL.	TPH - Gas, Programmable	BTEX	MTBE (R260B) - 5mb RL	MTBE (R260B) - 0.5ppb RL	Dysganolins (S) by (R260B)	Ethanol (R260B)	Methanol	1,2-DCA (R260B)	EDB (R260B)	TPH - Diesel, Extractable (R015m)	TEMPERATURE ON RECEIPT C°
		DATE	TIME													
	MW-1	12/3/03	0730	W	3	X	X	X								
	MW-2		0859			X	X	X								
	MW-3		0735			X	X	X								
	MW-4		0825			X	X	X								
	MW-5		0745			X	X	X								
	BW-0		0912			X	X	X								

Received by (Signature): David Allbut Date: 12/3/03 Time: 1435
 Received by (Signature): [Signature] Date: 12/09/03 Time: 1640

WELL GAUGING DATA

Project # 031203-DA1 Date 12/3/03 Client Shell

Site 540 Heegenberger Rd. Oakland, CA

Well ID	Well Size (in.)	Sheen / Odor	Depth to Immiscible Liquid (ft.)	Thickness of Immiscible Liquid (ft.)	Volume of Immiscibles Removed (ml)	Depth to water (ft.)	Depth to well bottom (ft.)	Survey Point: TOB or TOC	
MW-1	2		Top of Pump = 18.35			—	—	TOC	EXT
MW-2	2					8.95	19.90	↓	
MW-3	2		Top of Pump = 14.77			—			EXT
MW-4	4					8.44	18.45		
MW-5	4					16.79	—		EXT
BW-D	12	0				10.20	12.25		↓
* Gauged w/ stinger in well									

SHELL WELL MONITORING DATA SHEET

BTS #: 031203-DA1	Site: 540 Hegenberger Rd. Oakland, CA
Sampler: DA	Date: 12/3/03
Well I.D.: MW-1	Well Diameter: (2) 3 4 6 8
Total Well Depth (TD): —	Depth to Water (DTW): Top of Pump = 18.35
Depth to Free Product:	Thickness of Free Product (feet):
Referenced to: (PVD) Grade	D.O. Meter (if req'd): YSI HACH
DTW with 80% Recharge [(Height of Water Column x 0.20) + DTW]: —	

Purge Method: Bailer Waterra Sampling Method: Bailer
 Disposable Bailer Peristaltic Disposable Bailer
 Positive Air Displacement ✗ Extraction Pump ✗ Extraction Port
 Electric Submersible Other _____ Dedicated Tubing
 Other: _____

(Gals.) X <u>EXTSYS</u> = _____ Gals.		Well Diameter Multiplier Well Diameter Multiplier	
I Case Volume	Specified Volumes	Calculated Volume	

Time	Temp (°F)	pH	Cond. (mS or μS)	Turbidity (NTUs)	Gals. Removed	Observations
0727	63.0	6.9	8795	122	—	clear

Did well dewater? Yes No Gallons actually evacuated: —

Sampling Date: 12/3/03 Sampling Time: 0730 Depth to Water: —

Sample I.D.: MW-1 Laboratory: (STD) Other _____

Analyzed for: ~~TPH-G~~ BTEX MTBE TPH-D Other: _____

EB I.D. (if applicable): _____ @ _____ Time Duplicate I.D. (if applicable): _____

Analyzed for: TPH-G BTEX MTBE TPH-D Other: _____

D.O. (if req'd):	Pre-purge:	mg/L	Post-purge:	mg/L
O.R.P. (if req'd):	Pre-purge:	mV	Post-purge:	mV

Blaine Tech Services, Inc. 1680 Rogers Ave., San Jose, CA 95112 (800) 545-7558

SHELL WELL MONITORING DATA SHEET

BTS #: 031203-DA1	Site: 540 Hegenberger Rd, Oakland, CA
Sampler: DA	Date: 12/3/03
Well I.D.: MW-2	Well Diameter: <input checked="" type="radio"/> 3 <input type="radio"/> 4 <input type="radio"/> 6 <input type="radio"/> 8
Total Well Depth (TD): 19.90	Depth to Water (DTW): 8.95
Depth to Free Product:	Thickness of Free Product (feet):
Referenced to: <input checked="" type="radio"/> PVC <input type="radio"/> Grade	D.O. Meter (if req'd): YSI HACH
DTW with 80% Recharge [(Height of Water Column x 0.20) + DTW]: 11.14	

Purge Method: Bailer Waterra Sampling Method: Bailer
 Disposable Bailer Peristaltic Disposable Bailer
 Positive Air Displacement Extraction Pump Extraction Port
 Electric Submersible Other _____ Dedicated Tubing

$1.7 \text{ (Gals.)} \times 3 = 5.1 \text{ Gals.}$ <p>1 Case Volume Specified Volumes Calculated Volume</p>	<table border="1" style="width: 100%; border-collapse: collapse;"> <thead> <tr> <th>Well Diameter</th> <th>Multiplier</th> <th>Well Diameter</th> <th>Multiplier</th> </tr> </thead> <tbody> <tr> <td>1"</td> <td>0.04</td> <td>4"</td> <td>0.65</td> </tr> <tr> <td>2"</td> <td>0.16</td> <td>6"</td> <td>1.47</td> </tr> <tr> <td>3"</td> <td>0.37</td> <td>Other</td> <td>radius² * 0.163</td> </tr> </tbody> </table>	Well Diameter	Multiplier	Well Diameter	Multiplier	1"	0.04	4"	0.65	2"	0.16	6"	1.47	3"	0.37	Other	radius ² * 0.163
Well Diameter	Multiplier	Well Diameter	Multiplier														
1"	0.04	4"	0.65														
2"	0.16	6"	1.47														
3"	0.37	Other	radius ² * 0.163														

Time	Temp (°F)	pH	Cond. (mS or μ S)	Turbidity (NTUs)	Gals. Removed	Observations
0843	66.2	7.6	2973 376	7200	2.0	tan, cloudy
0846	67.7	7.5	3621	7200	4.0	"
0849	67.5	7.3	3747	7200	5.5	"

Did well dewater? Yes No Gallons actually evacuated: 5.5

Sampling Date: 12/3/03 Sampling Time: 0859 Depth to Water: 11.14

Sample I.D.: MW-2 Laboratory: STD Other _____

Analyzed for: TPH-G BTEX MTBE TPH-D Other:

EB I.D. (if applicable): @ _____ Duplicate I.D. (if applicable):

Analyzed for: TPH-G BTEX MTBE TPH-D Other:

D.O. (if req'd):	Pre-purge:	mg/L	Post-purge:	mg/L
O.R.P. (if req'd):	Pre-purge:	mV	Post-purge:	mV

SHELL WELL MONITORING DATA SHEET

BTS #: 031203-DA1	Site: 540 Hegenberger Rd. Oakland, CA
Sampler: DA	Date: 12/3/03
Well I.D.: Mw-3	Well Diameter: ② 3 4 6 8
Total Well Depth (TD): —	Depth to Water (DTW): Top of Pump = 14.77
Depth to Free Product:	Thickness of Free Product (feet):
Referenced to: PVC Grade	D.O. Meter (if req'd): YSI HACH
DTW with 80% Recharge [(Height of Water Column x 0.20) + DTW]: —	

Purge Method: Bailer Waterra Sampling Method: Bailer
 Disposable Bailer Peristaltic Disposable Bailer
 Positive Air Displacement ✓ Extraction Pump ✓ Extraction Port
 Electric Submersible Other _____ Dedicated Tubing

Pump Running

(Gals.) X EXT SYS = _____ Gals.
 I Case Volume Specified Volumes Calculated Volume

Well Diameter	Multiplier	Well Diameter	Multiplier
1"	0.04	4"	0.65
2"	0.16	6"	1.47
3"	0.37	Other	radius ² * 0.163

Time	Temp (°F)	pH	Cond. (mS or <u>µS</u>)	Turbidity (NTUs)	Gals. Removed	Observations
0732	61.4	7.3	13040	6		clear

Did well dewater? Yes No Gallons actually evacuated: —

Sampling Date: 12/3/03 Sampling Time: 0735 Depth to Water: —

Sample I.D.: Mw-3 Laboratory: STI Other _____

Analyzed for: ~~TPH-G~~ ~~BTEX~~ ~~MTBE~~ TPH-D Other: _____

EB I.D. (if applicable): _____ @ _____ Time Duplicate I.D. (if applicable): _____

Analyzed for: TPH-G BTEX MTBE TPH-D Other: _____

D.O. (if req'd):	Pre-purge:	mg/L	Post-purge:	mg/L
O.R.P. (if req'd):	Pre-purge:	mV	Post-purge:	mV

SHELL WELL MONITORING DATA SHEET

BTS #: 031203-DA1	Site: 540 Hegenberger Rd. Oakland, CA
Sampler: DA	Date: 12/3/03
Well I.D.: MW-4	Well Diameter: 2 3 ④ 6 8
Total Well Depth (TD): 18.45	Depth to Water (DTW): 8.44
Depth to Free Product:	Thickness of Free Product (feet):
Referenced to: <u>(PVC)</u> Grade	D.O. Meter (if req'd): YSI HACH
DTW with 80% Recharge [(Height of Water Column x 0.20) + DTW]: 10.44	

Purge Method:	Waters	Sampling Method:
Bailer	Peristaltic	Bailer
Disposable Bailer	Extraction Pump	Disposable Bailer
Positive Air Displacement	Other _____	Extraction Port
<input checked="" type="checkbox"/> Electric Submersible		Dedicated Tubing

Other: _____

	Well Diameter	Multiplier	Well Diameter	Multiplier
6.5 (Gals.) X	3	=	19.5	Gals.
1 Case Volume	Specified Volumes		Calculated Volume	

Time	Temp (°F)	pH	Cond. (mS or µS)	Turbidity (NTUs)	Gals. Removed	Observations
0819	61.9	7.4	5602	158	6.5	cloudy
0820	64.8	7.2	5103	103	13	"
0821	66.2	7.3	7991	104	19.5	"

Did well dewater? Yes No Gallons actually evacuated: 19.5

Sampling Date: 12/3/03 Sampling Time: 0825 Depth to Water: 11.18 *traffic well*

Sample I.D.: MW-4 Laboratory: (STI) Other _____

Analyzed for: (TPH-G BTEX MTBE) TPH-D Other:

EB I.D. (if applicable): @ _____ Duplicate I.D. (if applicable):

Analyzed for: TPH-G BTEX MTBE TPH-D Other:

D.O. (if req'd):	Pre-purge:	mg/L	Post-purge:	mg/L
O.R.P. (if req'd):	Pre-purge:	mV	Post-purge:	mV

Blaine Tech Services, Inc. 1680 Rogers Ave., San Jose, CA 95112 (800) 545-7558

SHELL WELL MONITORING DATA SHEET

BTS #: 031203-DA1	Site: 540 Hegenberger Rd. Oakland, CA
Sampler: DA	Date: 12/3/03
Well I.D.: MW-5	Well Diameter: 2 3 ④ 6 8
Total Well Depth (TD): —	Depth to Water (DTW): 16.79
Depth to Free Product:	Thickness of Free Product (feet):
Referenced to: PVE Grade	D.O. Meter (if req'd): YSI HACH
DTW with 80% Recharge [(Height of Water Column x 0.20) + DTW]: —	

Purge Method: Bailer Watera Sampling Method: Bailer
 Disposable Bailer Peristaltic Disposable Bailer
 Positive Air Displacement * Extraction Pump * Extraction Port
 Electric Submersible Other _____ Dedicated Tubing
 Other: Swethood Company

Pump Running

(Gals.) X <u>EXT SYS</u> = _____ Gals.	
Case Volume Specified Volumes Calculated Volume	

Well Diameter	Multiplier	Well Diameter	Multiplier
1"	0.04	4"	0.65
2"	0.16	6"	1.47
3"	0.37	Other	radius ² * 0.163

Time	Temp (°F)	pH	Cond. (mS or µS)	Turbidity (NTUs)	Gals. Removed	Observations
0743	61.0	7.6	7078	7	—	clear

Did well dewater? Yes No

Gallons actually evacuated: —

Sampling Date: 12/3/03 Sampling Time: 0745 Depth to Water: —

Sample I.D.: MW-5 Laboratory: STD Other _____

Analyzed for: ~~TPH-G BTEX MTBE~~ TPH-D Other: _____

EB I.D. (if applicable): @ _____ Duplicate I.D. (if applicable): _____

Analyzed for: TPH-G BTEX MTBE TPH-D Other: _____

D.O. (if req'd):	Pre-purge:	mg/L	Post-purge:	mg/L
O.R.P. (if req'd):	Pre-purge:	mV	Post-purge:	mV

Blaine Tech Services, Inc. 1680 Rogers Ave., San Jose, CA 95112 (800) 545-7558

SHELL WELL MONITORING DATA SHEET

BTS #: 031203-DA1	Site: 540 Hegenberger Rd. Oakland, CA
Sampler: DA	Date: 12/3/03
Well I.D.: BW-D	Well Diameter: 2 3 4 6 8 <u>12</u>
Total Well Depth (TD): 12.25	Depth to Water (DTW): 10.20
Depth to Free Product:	Thickness of Free Product (feet):
Referenced to: AVC Grade	D.O. Meter (if req'd): YSI HACH
DTW with 80% Recharge [(Height of Water Column x 0.20) + DTW]: 10.61	

Purge Method: Bailer Watertra Sampling Method: Bailer
 Disposable Bailer Peristaltic Disposable Bailer
 Positive Air Displacement Extraction Pump Extraction Port
 Electric Submersible Other _____ Other _____ Dedicated Tubing

12.0 (Gals.) X	3	=	36.0 Gals.	
Case Volume	Specified Volumes		Calculated Volume	

Well Diameter	Multiplier	Well Diameter	Multiplier
1"	0.04	4"	0.65
2"	0.16	6"	1.47
3"	0.37	Other	radius ² * 0.163

12" = 5.87

Time	Temp (°F)	pH	Cond. (mS or <u>µS</u>)	Turbidity (NTUs)	Gals. Removed	Observations
0909	65.4	6.7	3786	48	12	H ₂ S odor, clear
0912	67.2	6.7	4732	15	24	"
0914	68.0	6.7	4921	9	36	"

Did well dewater? Yes Gallons actually evacuated: 36

Sampling Date: 12/3/03 Sampling Time: 0917 Depth to Water: 10.20

Sample I.D.: BW-D Laboratory: ~~STD~~ Other _____

Analyzed for: ~~PHL-G BTEX MTBE~~ TPH-D Other:

EB I.D. (if applicable): @ _____ Duplicate I.D. (if applicable):

Analyzed for: TPH-G BTEX MTBE TPH-D Other:

D.O. (if req'd):	Pre-purge:	mg/L	Post-purge:	mg/L
O.R.P. (if req'd):	Pre-purge:	mV	Post-purge:	mV

Blaine Tech Services, Inc. 1680 Rogers Ave., San Jose, CA 95112 (800) 545-7558

ATTACHMENT B
Arco Groundwater Data

Table 1
Groundwater Elevation and Analytical Data

ARCO Service Station #4494
566 Hegenberger Road
Oakland, California

Well Number	Date Sampled	Top of Riser Elevation ^f (ft)	Top of Screen (ft., MSL?)	Bottom of Screen (ft., MSL?)	Total Well Depth (ft., BGS)	Depth to Groundwater (ft)	Groundwater Elevation (ft)	TPH as Gasoline (µg/L)	Benzene (µg/L)	Toluene (µg/L)	Ethylbenzene (µg/L)	Total Xylenes (µg/L)	MTBE (µg/L)	Dissolved Oxygen (mg/L)	pH	
MW-1	06/20/00	106.10				7.02	99.08	ND<1,000	ND<10	ND<10	ND<10	ND<20	14,000/15,000 ^a	NA	NA	
	09/28/00					7.07	99.03	ND<500	ND<5.0	ND<5.0	ND<5.0	ND<5.0	13000/18,800 ^a	NA	NA	
	12/17/00					6.95	99.15	ND<50	ND<0.5	ND<0.5	ND<0.5	ND<0.5	10,600	NA	NA	
	03/28/01					6.88	99.22	ND<500	ND<5.0	ND<5.0	ND<5.0	ND<5.0	16,900	NA	NA	
	06/21/01					7.18	98.92	ND<1,000	ND<10	ND<10	ND<10	ND<10	3,400	NA	NA	
	09/23/01					7.11	98.99	ND<1,000	ND<10	ND<10	ND<10	ND<10	2200/1800 ^b	NA	NA	
	12/31/01					6.91	99.19	ND<5,000	ND<50	ND<50	ND<50	ND<50	14,000	NA	NA	
	03/14/02					6.85	99.25	ND<5,000	ND<50	ND<50	ND<50	ND<50	6,200	NA	NA	
	04/17/02					5.89	100.21	ND<5,000	ND<50	ND<50	ND<50	ND<50	4,500	NA	NA	
	08/08/02					7.19	98.91	230 ^b	ND<2.0	ND<2.0	ND<2.0	ND<2.0	660/440 ^a	4.5	7.8	
	12/12/02					7.28	98.82	630 ^d	ND<5.0	ND<5.0	ND<5.0	ND<5.0	1300/830 ^a	1.9	7.6	
	03/20/03 ^e					6.91	99.19	1,100	ND<5.0	ND<5.0	ND<5.0	ND<5.0	780	2.2	8.5	
	06/23/03					7.61	98.49	530	ND<5.0	ND<5.0	ND<5.0	ND<5.0	260	1.2	7.6	
	09/22/03		11.36	-2.00		22.70	7.78	-7.78	ND<50	ND<0.50	ND<0.50	ND<0.50	ND<0.50	17	3.5	7.7
	12/03/03						7.90	3.46	410	2.6	9.8	ND<2.5	11	260	2.1	6.9
	MW-3		06/20/00	106.29				9.18	97.11	ND<50	ND<0.5	ND<0.5	ND<0.5	ND<1.0	27/27 ^a	NA
09/28/00						9.33	96.96	ND<50	ND<0.5	ND<0.5	ND<0.5	ND<1.0	4.3/ND<2.0 ^a	NA	NA	
12/17/00						9.31	96.98	ND<50	ND<0.5	ND<0.5	ND<0.5	ND<0.5	ND<2.5	NA	NA	
03/28/01						9.23	97.06	ND<50	ND<0.5	ND<0.5	ND<0.5	ND<0.5	7.42	NA	NA	
06/21/01						9.58	96.71	ND<50	ND<0.5	ND<0.5	ND<0.5	ND<0.5	ND<2.5	NA	NA	
09/23/01						9.76	96.53	ND<50	ND<0.5	ND<0.5	ND<0.5	ND<0.5	ND<2.5	NA	NA	
12/31/01						8.78	97.51	ND<50	ND<0.5	ND<0.5	ND<0.5	ND<0.5	ND<2.5	NA	NA	
03/14/02						9.25	97.04	ND<50	ND<0.5	ND<0.5	ND<0.5	ND<0.5	4	NA	NA	
04/17/02						8.44	97.85	ND<50	ND<0.5	ND<0.5	ND<0.5	ND<0.5	ND<2.5	NA	NA	
08/08/02						9.63	96.66	ND<50	ND<0.5	ND<0.5	ND<0.5	ND<0.5	ND<2.5	2.6	7.9	
12/12/02						9.51	96.78	ND<50 ^d	ND<0.5	ND<0.5	ND<0.5	ND<0.5	ND<2.5	3.0	6.8	
03/20/03 ^e						9.40	96.89	ND<50	ND<0.50	ND<0.50	ND<0.50	ND<0.50	6.1	1.2	7.0	
06/23/03						9.36	96.93	ND<50	ND<0.50	ND<0.50	ND<0.50	ND<0.50	5.2	0.9	8.2	
09/22/03	11.62	4.62		17.70	9.48	2.14	ND<50	ND<0.50	ND<0.50	ND<0.50	ND<0.50	3.9	1.4	7.9		
12/03/03					9.44	2.18	NS	NS	NS	NS	NS	NS	NS	NS		

**Table 1
Groundwater Elevation and Analytical Data**

ARCO Service Station #4494
566 Hegenberger Road
Oakland, California

Well Number	Date Sampled	Top of Riser Elevation (ft)	Top of Screen (ft., MSL?)	Bottom of Screen (ft., MSL?)	Total Well Depth (ft., BGS)	Depth to Groundwater (ft)	Groundwater Elevation (ft)	TPH as Gasoline (µg/L)	Benzene (µg/L)	Toluene (µg/L)	Ethylbenzene (µg/L)	Total Xylenes (µg/L)	MTBE (µg/L)	Dissolved Oxygen (mg/L)	pH
MW-4	06/20/00	107.40				8.49	98.91	ND<0.50	ND<0.5	ND<0.5	ND<0.5	ND<1.0	ND<10	NA	NA
	09/28/00					8.70	98.70	ND<0.50	ND<0.5	ND<0.5	ND<0.5	ND<1.0	ND<2.5	NA	NA
	12/17/00					8.53	98.87	ND<0.50	ND<0.5	ND<0.5	ND<0.5	ND<0.5	ND<2.5	NA	NA
	03/28/01					8.59	98.81	ND<0.50	ND<0.5	ND<0.5	ND<0.5	ND<0.5	ND<2.5	NA	NA
	06/21/01					8.79	98.61	ND<0.50	ND<0.5	ND<0.5	ND<0.5	ND<0.5	ND<2.5	NA	NA
	09/23/01					8.67	98.73	ND<0.50	ND<0.5	ND<0.5	ND<0.5	ND<0.5	ND<2.5	NA	NA
	12/31/01					8.03	99.37	ND<0.50	ND<0.5	ND<0.5	ND<0.5	ND<0.5	ND<2.5	NA	NA
	03/14/02					8.48	98.92	ND<0.50	ND<0.5	ND<0.5	ND<0.5	ND<0.5	ND<2.5	NA	NA
	04/17/02					7.79	99.61	ND<0.50	ND<0.5	ND<0.5	ND<0.5	ND<0.5	5.6	NA	NA
	08/08/02					8.90	98.50	ND<0.50	ND<0.5	ND<0.5	ND<0.5	ND<0.5	ND<2.5	4.5	8.0
	12/12/02					9.07	98.33	ND<0.50 ^d	ND<0.5	ND<0.5	ND<0.5	ND<0.5	ND<2.5	5.6	6.2
	03/20/03 ^a					8.85	98.55	ND<0.50	ND<0.50	ND<0.50	ND<0.50	0.50	ND<0.50	4.8	7.8
	06/23/03					9.26	98.14	ND<0.50	ND<0.50	ND<0.50	ND<0.50	ND<0.50	ND<0.50	6.3	7.5
	09/22/03	13.18	6.18		16.30	9.22	3.96	ND<0.50	ND<0.50	ND<0.50	ND<0.50	ND<0.50	ND<0.50	7.4	8.0
	12/03/03					9.48	3.70	NS	NS	NS	NS	NS	NS	NS	NS
MW-5	06/20/00	105.19				7.65	97.54	ND<0.50	ND<0.5	ND<0.5	ND<0.5	ND<1.0	ND<10	NA	NA
	09/28/00					6.82	98.37	ND<0.50	ND<0.5	ND<0.5	ND<0.5	ND<1.0	ND<2.5	NA	NA
	12/17/00					6.50	98.69	ND<0.50	ND<0.5	ND<0.5	ND<0.5	ND<0.5	ND<2.5	NA	NA
	03/28/01					6.34	98.85	ND<0.50	ND<0.5	ND<0.5	ND<0.5	ND<0.5	ND<2.5	NA	NA
	06/21/01					7.88	97.31	ND<0.50	ND<0.5	ND<0.5	ND<0.5	ND<0.5	ND<2.5	NA	NA
	09/23/01					6.98	98.21	ND<0.50	ND<0.5	ND<0.5	ND<0.5	ND<0.5	ND<2.5	NA	NA
	12/31/01					5.01	100.18	ND<0.50	ND<0.5	ND<0.5	ND<0.5	ND<0.5	ND<2.5	NA	NA
	03/14/02					5.93	99.26	ND<0.50	ND<0.5	ND<0.5	ND<0.5	ND<0.5	ND<2.5	NA	NA
	04/17/02					5.37	99.82	ND<0.50	ND<0.5	ND<0.5	ND<0.5	ND<0.5	8.5	NA	NA
	08/08/02					6.85	98.34	ND<0.50 ^b	ND<0.5	ND<0.5	ND<0.5	ND<0.5	ND<2.5	0.7	7.3
	12/12/02					6.53	98.66	ND<0.50 ^d	2.2	4.7	1.3	6.8	ND<2.5	1.3	7.0
	03/20/03 ^c					6.40	98.79	ND<0.50	ND<0.50	ND<0.50	ND<0.50	ND<0.50	ND<0.50	2.7	7.1
	06/23/03					6.72	98.47	ND<0.50	ND<0.50	ND<0.50	ND<0.50	ND<0.50	ND<0.50	1.3	7.2
	09/22/03	10.63	2.63		16.60	6.76	3.87	ND<0.50	ND<0.50	ND<0.50	ND<0.50	ND<0.50	ND<0.50	1.7	7.2
	12/03/03					6.56	4.07	NS	NS	NS	NS	NS	NS	NS	NS

Table 1
Groundwater Elevation and Analytical Data

ARCO Service Station #4494
566 Hegenberger Road
Oakland, California

Well Number	Date Sampled	Top of Riser Elevation ^c (ft)	Top of Screen (ft., MSL?)	Bottom of Screen (ft., MSL?)	Total Well Depth (ft., BGS)	Depth to Groundwater (ft)	Groundwater Elevation (ft)	TPH as Gasoline (µg/L)	Benzene (µg/L)	Toluene (µg/L)	Ethylbenzene (µg/L)	Total Xylenes (µg/L)	MTBE (µg/L)	Dissolved Oxygen (mg/L)	pH
MW-6	06/20/00	105.07				6.24	98.83	ND<50	ND<0.5	ND<0.5	ND<0.5	ND<1.0	ND<10	NA	NA
	09/28/00					6.45	98.62	ND<50	ND<0.5	ND<0.5	ND<0.5	ND<1.0	ND<2.5	NA	NA
	12/17/00					6.26	98.81	ND<50	ND<0.5	ND<0.5	ND<0.5	ND<0.5	ND<2.5	NA	NA
	03/28/01					6.10	98.97	ND<50	ND<0.5	ND<0.5	ND<0.5	ND<0.5	ND<2.5	NA	NA
	06/21/01					7.68	97.39	ND<50	ND<0.5	ND<0.5	ND<0.5	ND<0.5	ND<2.5	NA	NA
	09/23/01					6.72	98.35	ND<50	ND<0.5	ND<0.5	ND<0.5	ND<0.5	ND<2.5	NA	NA
	12/23/01					4.68	100.39	ND<50	ND<0.5	ND<0.5	ND<0.5	ND<0.5	ND<2.5	NA	NA
	03/14/02					5.55	99.52	ND<50	ND<0.5	ND<0.5	ND<0.5	ND<0.5	ND<2.5	NA	NA
	04/17/02					4.96	100.11	ND<50	ND<0.5	ND<0.5	ND<0.5	ND<0.5	7	NA	NA
	08/08/02					6.46	98.61	ND<50	ND<0.5	ND<0.5	ND<0.5	ND<0.5	ND<2.5	0.7	7.3
	12/12/02					6.18	98.89	65 ^d	3.3	8.4	2.7	14	ND<2.5	1.1	6.9
	03/20/03 ^e					6.18	98.89	ND<50	ND<0.50	ND<0.50	ND<0.50	ND<0.50	ND<0.50	2.2	7.0
	06/23/03					6.15	98.92	ND<50	ND<0.50	ND<0.50	ND<0.50	ND<0.50	ND<0.50	2.0	7.1
	09/22/03	10.41	2.41		17.80	6.43	3.98	ND<50	ND<0.50	ND<0.50	ND<0.50	ND<0.50	ND<0.50	2.5	7.0
	12/03/03					6.12	4.29	NS	NS	NS	NS	NS	NS	NS	NS
MW-7	06/20/00	105.52				8.65	96.87	ND<50	ND<0.5	ND<0.5	ND<0.5	ND<1.0	13/13 ^a	NA	NA
	09/28/00					8.75	96.77	ND<50	ND<0.5	ND<0.5	ND<0.5	ND<1.0	136/261 ^a	NA	NA
	12/17/00					8.62	96.90	ND<50	ND<0.5	ND<0.5	ND<0.5	ND<0.5	27.1	NA	NA
	03/28/01					8.66	96.86	ND<50	ND<0.5	ND<0.5	ND<0.5	ND<0.5	51.5	NA	NA
	06/21/01					8.84	96.68	ND<50	ND<0.5	ND<0.5	ND<0.5	ND<0.5	53	NA	NA
	09/23/01					8.75	96.77	ND<50	ND<0.5	ND<0.5	ND<0.5	ND<0.5	35/21 ^e	NA	NA
	12/23/01					7.79	97.73	ND<50	ND<0.5	ND<0.5	ND<0.5	ND<0.5	440	NA	NA
	03/14/02					8.30	97.22	ND<50	ND<0.5	ND<0.5	ND<0.5	ND<0.5	18	NA	NA
	04/17/02					7.43	98.09	ND<50	ND<0.5	ND<0.5	ND<0.5	ND<0.5	67	NA	NA
	08/08/02					8.61	96.91	55 ^b	ND<0.5	ND<0.5	ND<0.5	ND<0.5	130/100 ^a	1.1	7.1
	12/12/02		**			8.55	NC	75 ^d	ND<0.5	ND<0.5	ND<0.5	ND<0.5	160/130 ^a	1.2	7.0
	03/20/03 ^e					8.38	NC	ND<50	ND<0.50	ND<0.50	ND<0.50	ND<0.50	32	2.2	7.2
	06/23/03					8.37	NC	ND<50	ND<0.50	ND<0.50	ND<0.50	ND<0.50	14	0.8	7.1
	09/22/03	10.51	1.51		13.70	8.95	1.56	ND<50	ND<0.50	ND<0.50	ND<0.50	ND<0.50	5.3	2.2	7.2
	12/03/03					8.86	1.65	ND<50	ND<0.50	ND<0.50	ND<0.50	ND<0.50	4.2	0.1	7.2

Table 1
Groundwater Elevation and Analytical Data

ARCO Service Station #4494
566 Hegenberger Road
Oakland, California

Well Number	Date Sampled	Top of Riser Elevation ^f (ft)	Top of Screen (ft., MSL?)	Bottom of Screen (ft., MSL?)	Total Well Depth (ft., BGS)	Depth to Groundwater (ft)	Groundwater Elevation (ft)	TPH as Gasoline (µg/L)	Benzene (µg/L)	Toluene (µg/L)	Ethylbenzene (µg/L)	Total Xylenes (µg/L)	MTBE (µg/L)	Dissolved Oxygen (mg/L)	pH
RW-1	06/20/00	NE				8.21	NC	ND<50	ND<0.5	1.1	ND<0.5	ND<1.0	ND<10	NA	NA
	09/28/00					8.28	NC	ND<50	ND<0.5	ND<0.5	ND<0.5	ND<1.0	ND<2.5	NA	NA
	12/17/00					8.29	NC	ND<50	ND<0.5	ND<0.5	ND<0.5	ND<0.5	ND<2.5	NA	NA
	03/28/01					8.16	NC	ND<50	ND<0.5	ND<0.5	ND<0.5	ND<0.5	ND<2.5	NA	NA
	06/21/01					9.37	NC	160	5.1	ND<0.5	1.1	3.2	ND<2.5	NA	NA
	09/23/01					8.75	NC	57	ND<0.5	ND<0.5	ND<0.5	ND<0.5	ND<2.5	NA	NA
	12/31/01					6.80	NC	520	3.1	ND<0.5	6.4	4.7	ND<2.5	NA	NA
	03/14/02					7.86	NC	240	3.7	ND<0.5	0.7	2.8	ND<2.5	NA	NA
	04/17/02					7.13	NC	ND<50	ND<0.5	1.6	ND<0.5	0.72	ND<2.5	NA	NA
	08/08/02					8.48	NC	ND<50	ND<0.5	ND<0.5	ND<0.5	ND<0.5	3.7/ND<0.5 ^{a*}	1.1	7.0
	12/12/02					8.63	NC	ND<50	ND<0.5	ND<0.5	ND<0.5	ND<0.5	ND<2.5	1.9	6.9
	03/20/03 ^e					8.08	NC	ND<50	ND<0.50	ND<0.50	ND<0.50	ND<0.50	ND<0.50	1.9	7.3
	06/23/03					8.28	NC	ND<50	ND<0.50	ND<0.50	ND<0.50	ND<0.50	ND<0.50	1.1	7.3
	09/22/03	11.97			11.00	8.42	3.55	ND<50	ND<0.50	ND<0.50	ND<0.50	ND<0.50	ND<0.50	1.8	7.1
	12/03/03					8.05	3.92	NS	NS	NS	NS	NS	NS	NS	NS

TPH = Total Petroleum Hydrocarbons analyzed by EPA Method 8015M. (prior to 3/20/03)
 MTBE = Methyl tertiary butyl ether analyzed by EPA Method 8021B unless otherwise noted. (prior to 3/20/03)
 µg/L = Micrograms per liter
 mg/L = Milligrams per liter
 NC = Not calculated
 NE = Not surveyed/No elevation
 ND< = Not detected at or above specified laboratory detection limit.
 NA = Not available, not applicable, or not analyzed
 a = Analyzed by EPA Method 8260
 b = Hydrocarbon pattern is present in the requested fuel quantitation range but does not resemble the pattern of the requested fuel.
 c = This sample was analyzed beyond the EPA recommended holding time. The results may still be useful for their intended purpose.
 d = Analyzed by EPA Method 8215B/8021B for Gasoline Range Organics
 e = TPH-g, BTEX, and MTBE analyzed by EPA method 8260B beginning on 2003 sampling event (03/20/03)
 f = Top of casing elevations were re-surveyed on July 18, 2003 by URS Corporation of Pleasant Hill, CA
 ** = Top of casing was found shattered on December 12, 2002. Top of Casing (TOC) unknown
 Source: The data within this table collected prior to August 2002 was provided to URS by Atlantic Richfield Company and their previous consultants. URS has not verified the accuracy of this information.

Table 2
Groundwater Flow Direction and Gradient

ARCO Service Station #4494
566 Hegenberger Road
Oakland, California

Date Measured	Average Flow Direction	Average Hydraulic Gradient
06/20/00	North-Northeast	0.015
09/28/00	North	0.018
12/17/00	North-Northwest	0.013
03/28/01	Northwest	0.011
06/21/01	North	0.017
09/23/01	North	0.020
12/31/01	North-Northwest	0.023
03/14/02	North-Northwest	0.017
04/14/02	Northwest	0.007
08/08/02	North-Northwest	0.022
12/12/02	North-Northwest	0.017
03/20/03	North-Northwest	0.016
06/23/03	Northwest	0.014
09/22/03	Northwest	0.017
12/03/03	Northwest	0.013

Note:

The data within this table collected prior to August 2002 was provided to URS by Atlantic Richfield Company and their previous consultants. URS has not verified the accuracy of this information.

**Table 3
Fuel Oxygenate Analytical Data**

ARCO Service Station # 4494
566 Hegenberger Road
Oakland, California

Well Number	Date Sampled	Ethanol (µg/L)	TBA (µg/L)	MTBE (µg/L)	DIPE (µg/L)	ETBE (µg/L)	TAME (µg/L)	1,2-DCA (µg/L)	EDB (µg/L)
MW-1	03/20/03	ND<1,000	640	780	ND<5.0	ND<5.0	ND<5.0	NA	NA
	06/23/03	ND<1,000	ND<200	260	ND<5.0	ND<5.0	ND<5.0	ND<5.0	ND<5.0
	09/22/03	ND<100	250	17	ND<0.50	ND<0.50	ND<0.50	NA	NA
	12/03/03	ND<500	ND<100	260	ND<2.5	ND<2.5	ND<2.5	NA	NA
MW-3	03/20/03	ND<100	ND<20	601	ND<0.50	ND<0.50	1.1	NA	NA
	06/23/03	ND<100	ND<20	5.2	ND<0.50	ND<0.50	0.75	ND<0.50	ND<0.50
	09/22/03	ND<100	ND<20	3.9	ND<0.50	ND<0.50	ND<0.50	NA	NA
MW-4	03/20/03	ND<100	ND<20	ND<0.50	ND<0.50	ND<0.50	ND<0.50	NA	NA
	06/23/03	ND<100	ND<20	ND<0.50	ND<0.50	ND<0.50	ND<0.50	ND<0.50	ND<0.50
	09/22/03	ND<100	ND<20	ND<0.50	ND<0.50	ND<0.50	ND<0.50	NA	NA
MW-5	03/20/03	ND<100	ND<20	ND<0.50	ND<0.50	ND<0.50	ND<0.50	NA	NA
	06/23/03	ND<100	ND<20	ND<0.50	ND<0.50	ND<0.50	ND<0.50	ND<0.50	ND<0.50
	09/22/03	ND<100	ND<20	ND<0.50	ND<0.50	ND<0.50	ND<0.50	NA	NA
MW-6	03/20/03	ND<100	ND<20	ND<0.50	ND<0.50	ND<0.50	ND<0.50	NA	NA
	06/23/03	ND<100	ND<20	ND<0.50	ND<0.50	ND<0.50	ND<0.50	ND<0.50	ND<0.50
	09/22/03	ND<100	ND<20	ND<0.50	ND<0.50	ND<0.50	ND<0.50	NA	NA
MW-7	03/20/03	ND<100	ND<20	32	ND<0.50	ND<0.50	0.62	NA	NA
	06/23/03	ND<100	170	14	ND<0.50	ND<0.50	ND<0.50	ND<0.50	ND<0.50
	09/22/03	ND<100	170	5.3	ND<0.50	ND<0.50	ND<0.50	NA	NA
	12/03/03	ND<100	85	4.2	ND<0.50	ND<0.50	ND<0.50	NA	NA
RW-1	03/20/03	ND<100	ND<20	ND<0.50	ND<0.50	ND<0.50	ND<0.50	NA	NA
	06/23/03	ND<100	ND<20	ND<0.50	ND<0.50	ND<0.50	ND<0.50	ND<0.50	ND<0.50
	09/22/03	ND<100	ND<20	ND<0.50	ND<0.50	ND<0.50	ND<0.50	NA	NA

Note = All fuel oxygenate compounds analyzed using EPA Method 8260B
TBA = tert-Butyl alcohol
MTBE = Methyl tert-butyl ether
DIPE = Di-isopropyl ether
ETBE = Ethyl tert butyl ether
TAME = tert-Amyl methyl ether
1,2-DCA = 1,2-Dichloroethane
EDB = 1,2-Dibromoethane
µg/L = micrograms per liter
ND< = Not detected at or above laboratory reporting limit
NA = Not analyzed



**Sequoia
Analytical**

885 Jarvis Drive
Morgan Hill, CA 95037
(408) 776-9600
FAX (408) 782-6308
www.sequoialabs.com

17 December, 2003

Scott Robinson
URS Corporation [Arco]
500 12th Street, Suite 200
Oakland, CA 94607

RE: ARCO #4494, Oakland, CA
Work Order: MML0161

Enclosed are the results of analyses for samples received by the laboratory on 12/04/03 15:15. If you have any questions concerning this report, please feel free to contact me.

Sincerely,

Theresa Allen

Theresa Allen
Project Manager

CA ELAP Certificate #1210



885 Jarvis Drive
Morgan Hill, CA 95037
(408) 776-9600
FAX (408) 782-6308
www.sequoialabs.com

URS Corporation [Arco]
500 12th Street, Suite 200
Oakland CA, 94607


Project: ARCO #4494, Oakland, CA
Project Number: INTRIM-50443
Project Manager: Scott Robinson

MML0161
Reported:
12/17/03 09:28

ANALYTICAL REPORT FOR SAMPLES

Sample ID	Laboratory ID	Matrix	Date Sampled	Date Received
MW-1	MML0161-01	Water	12/03/03 10:55	12/04/03 15:15
MW-7	MML0161-02	Water	12/03/03 10:31	12/04/03 15:15

There were custody seal that were received with this project.



885 Jarvis Drive
 Morgan Hill, CA 95037
 (408) 776-9600
 FAX (408) 782-6308
 www.sequoialabs.com

URS Corporation [Arco] 500 12th Street, Suite 200 Oakland CA, 94607	Project: ARCO #4494, Oakland, CA Project Number: INTRIM-50443 Project Manager: Scott Robinson	MML0161 Reported: 12/17/03 09:28
---	---	--

Volatile Organic Compounds by EPA Method 8260B
Sequoia Analytical - Morgan Hill

Analyte	Result	Reporting		Units	Dilution	Batch	Prepared	Analyzed	Method	Notes
		Limit								
MW-1 (MML0161-01) Water Sampled: 12/03/03 10:55 Received: 12/04/03 15:15										
Ethanol	ND	500		ug/l	5	3L10001	12/10/03	12/11/03	EPA 8260B	
tert-Butyl alcohol	ND	100		"	"	"	"	"	"	
Methyl tert-butyl ether	260	2.5		"	"	"	"	"	"	
Di-isopropyl ether	ND	2.5		"	"	"	"	"	"	
Ethyl tert-butyl ether	ND	2.5		"	"	"	"	"	"	
tert-Amyl methyl ether	ND	2.5		"	"	"	"	"	"	
Benzene	2.6	2.5		"	"	"	"	"	"	
Toluene	9.8	2.5		"	"	"	"	"	"	
Ethylbenzene	ND	2.5		"	"	"	"	"	"	
Xylenes (total)	11	2.5		"	"	"	"	"	"	
Gasoline Range Organics	410	250		"	"	"	"	"	"	
<i>Surrogate: 1,2-Dichloroethane-d4</i>										
		107 %		78-129		"	"	"	"	
MW-7 (MML0161-02) Water Sampled: 12/03/03 10:31 Received: 12/04/03 15:15										
Ethanol	ND	100		ug/l	1	3L10001	12/10/03	12/11/03	EPA 8260B	
tert-Butyl alcohol	85	20		"	"	"	"	"	"	
Methyl tert-butyl ether	4.2	0.50		"	"	"	"	"	"	
Di-isopropyl ether	ND	0.50		"	"	"	"	"	"	
Ethyl tert-butyl ether	ND	0.50		"	"	"	"	"	"	
tert-Amyl methyl ether	ND	0.50		"	"	"	"	"	"	
Benzene	ND	0.50		"	"	"	"	"	"	
Toluene	ND	0.50		"	"	"	"	"	"	
Ethylbenzene	ND	0.50		"	"	"	"	"	"	
Xylenes (total)	ND	0.50		"	"	"	"	"	"	
Gasoline Range Organics	ND	50		"	"	"	"	"	"	
<i>Surrogate: 1,2-Dichloroethane-d4</i>										
		106 %		78-129		"	"	"	"	



URS Corporation [Arco]
500 12th Street, Suite 200
Oakland CA, 94607

Project: ARCO #4494, Oakland, CA
Project Number: INTRIM-50443
Project Manager: Scott Robinson

MML0161
Reported:
12/17/03 09:28

**Volatile Organic Compounds by EPA Method 8260B - Quality Control
Sequoia Analytical - Morgan Hill**

Analyte	Result	Reporting Limit	Units	Spike Level	Source Result	%REC	%REC Limits	RPD	RPD Limit	Notes
---------	--------	-----------------	-------	-------------	---------------	------	-------------	-----	-----------	-------

Batch 3L10001 - EPA 5030B P/T

Blank (3L10001-BLK1)

Prepared & Analyzed: 12/10/03

Ethanol	ND	100	ug/l							
tert-Butyl alcohol	ND	20	"							
Methyl tert-butyl ether	ND	0.50	"							
Di-isopropyl ether	ND	0.50	"							
Ethyl tert-butyl ether	ND	0.50	"							
tert-Amyl methyl ether	ND	0.50	"							
1,2-Dichloroethane	ND	0.50	"							
1,2-Dibromoethane (EDB)	ND	0.50	"							
Benzene	ND	0.50	"							
Toluene	ND	0.50	"							
Ethylbenzene	ND	0.50	"							
Xylenes (total)	ND	0.50	"							
Gasoline Range Organics	ND	50	"							

Surrogate: 1,2-Dichloroethane-d4 5.40 " 5.00 108 78-129

Laboratory Control Sample (3L10001-BS1)

Prepared & Analyzed: 12/10/03

Ethanol	203	100	ug/l	200		102	31-186			
tert-Butyl alcohol	44.7	20	"	50.0		89.4	0-206			
Methyl tert-butyl ether	10.0	0.50	"	10.0		100	63-137			
Di-isopropyl ether	9.34	0.50	"	10.0		93.4	76-130			
Ethyl tert-butyl ether	9.63	0.50	"	10.0		96.3	61-141			
tert-Amyl methyl ether	9.39	0.50	"	10.0		93.9	56-140			
1,2-Dichloroethane	10.8	0.50	"	10.0		108	77-136			
1,2-Dibromoethane (EDB)	9.11	0.50	"	10.0		91.1	77-132			
Benzene	10.3	0.50	"	10.0		103	78-124			
Toluene	9.66	0.50	"	10.0		96.6	78-129			
Ethylbenzene	8.90	0.50	"	10.0		89.0	84-117			
Xylenes (total)	26.5	0.50	"	30.0		88.3	83-125			

Surrogate: 1,2-Dichloroethane-d4 5.32 " 5.00 106 78-129



**Sequoia
Analytical**

885 Jarvis Drive
Morgan Hill, CA 95037
(408) 776-9600
FAX (408) 782-6308
www.sequoialabs.com

URS Corporation [Arco]
500 12th Street, Suite 200
Oakland CA, 94607

Project: ARCO #4494, Oakland, CA
Project Number: INTRIM-50443
Project Manager: Scott Robinson

MML0161
Reported:
12/17/03 09:28

Volatile Organic Compounds by EPA Method 8260B - Quality Control
Sequoia Analytical - Morgan Hill

Analyte	Result	Reporting Limit	Units	Spike Level	Source Result	%REC Limits	RPD	RPD Limit	Notes
Batch 3L10001 - EPA 5030B P/T									
Laboratory Control Sample (3L10001-BS2)					Prepared & Analyzed: 12/10/03				
Methyl tert-butyl ether	8.41	0.50	ug/l	9.92		84.8	63-137		
Benzene	5.59	0.50	"	6.40		87.3	78-124		
Toluene	30.0	0.50	"	29.7		101	78-129		
Ethylbenzene	6.99	0.50	"	6.96		100	84-117		
Xylenes (total)	33.4	0.50	"	33.7		99.1	83-125		
Gasoline Range Organics	415	50	"	440		94.3	70-113		
<i>Surrogate: 1,2-Dichloroethane-d4</i>	<i>5.62</i>		<i>"</i>	<i>5.00</i>		<i>112</i>	<i>78-129</i>		
Laboratory Control Sample Dup (3L10001-BSD1)					Prepared: 12/10/03 Analyzed: 12/11/03				
Ethanol	191	100	ug/l	200		95.5	31-186	6.09	37
tert-Butyl alcohol	42.3	20	"	50.0		84.6	0-206	5.52	22
Methyl tert-butyl ether	9.74	0.50	"	10.0		97.4	63-137	2.63	13
Di-isopropyl ether	9.35	0.50	"	10.0		93.5	76-130	0.107	9
Ethyl tert-butyl ether	9.45	0.50	"	10.0		94.5	61-141	1.89	9
tert-Amyl methyl ether	9.54	0.50	"	10.0		95.4	56-140	1.58	12
1,2-Dichloroethane	10.8	0.50	"	10.0		108	77-136	0.00	13
1,2-Dibromoethane (EDB)	9.27	0.50	"	10.0		92.7	77-132	1.74	9
Benzene	10.1	0.50	"	10.0		101	78-124	1.96	12
Toluene	9.50	0.50	"	10.0		95.0	78-129	1.67	10
Ethylbenzene	9.36	0.50	"	10.0		93.6	84-117	5.04	10
Xylenes (total)	25.8	0.50	"	30.0		86.0	83-125	2.68	11
<i>Surrogate: 1,2-Dichloroethane-d4</i>	<i>5.27</i>		<i>"</i>	<i>5.00</i>		<i>105</i>	<i>78-129</i>		
Laboratory Control Sample Dup (3L10001-BSD2)					Prepared: 12/10/03 Analyzed: 12/11/03				
Methyl tert-butyl ether	8.06	0.50	ug/l	9.92		81.2	63-137	4.25	13
Benzene	5.58	0.50	"	6.40		87.2	78-124	0.179	12
Toluene	29.7	0.50	"	29.7		100	78-129	1.01	10
Ethylbenzene	7.19	0.50	"	6.96		103	84-117	2.82	10
Xylenes (total)	33.0	0.50	"	33.7		97.9	83-125	1.20	11
Gasoline Range Organics	393	50	"	440		89.3	70-113	5.45	9
<i>Surrogate: 1,2-Dichloroethane-d4</i>	<i>5.18</i>		<i>"</i>	<i>5.00</i>		<i>104</i>	<i>78-129</i>		

Sequoia Analytical - Morgan Hill

The results in this report apply to the samples analyzed in accordance with the chain of custody document. Unless otherwise stated, results are reported on a wet weight basis. This analytical report must be reproduced in its entirety.



**Sequoia
Analytical**

885 Jarvis Drive
Morgan Hill, CA 95037
(408) 776-9600
FAX (408) 782-6308
www.sequoialabs.com

URS Corporation [Arco]
500 12th Street, Suite 200
Oakland CA, 94607

Project: ARCO #4494, Oakland, CA
Project Number: INTRIM-50443
Project Manager: Scott Robinson

MML0161
Reported:
12/17/03 09:28

Notes and Definitions

DET Analyte DETECTED
ND Analyte NOT DETECTED at or above the reporting limit
NR Not Reported
dry Sample results reported on a dry weight basis
RPD Relative Percent Difference



Chain of Custody Record

MMLO161

Project Name 4494GWM
 BP BU/GEM CO Portfolio Retail
 BP Laboratory Contract Number: Atlantic Richfield Company
 Date: 12/3/03 Requested Due Date (mm/dd/yyyy) 14 day TAT

On-site Time: 0925 Temp: 62.1
 Off-site Time: 1125 Temp: 62.3
 Sky Conditions: cloudy
 Meteorological Events: -
 Wind Speed: 5 mph Direction: E

Send To:	BP/GEM Facility No.: <u>ARCO 4494</u>	Consultant/Contractor: <u>URS</u>
Lab Name: <u>SEQUOIA</u>	BP/GEM Facility Address: <u>566 HEGENBERGER, OAKLAND, CA</u>	Address: <u>500 12th St., Ste. 200</u>
Lab Address: <u>885 Jarvis Dr.</u>	Site ID No. <u>ARCO 4494</u>	<u>Oakland, CA 94609-4014</u>
<u>Morgan Hill, CA 95037</u>	Site Lat/Long:	e-mail EDD: <u>donna.casper@URSCorp.com</u>
	California Global ID #: <u>T0600100104</u>	Consultant/Contractor Project No.: <u>J5-00004494.01 00427</u>
Lab PM <u>Theresa Allen</u>	BP/GEM PM Contact: <u>PAUL SUPPLE</u>	Consultant Tele/Fax: <u>510-893-3600/510-874-3268</u>
Tele/Fax: <u>408-776-9600 / 408-782-6308</u>	Address: <u>P.O. Box 6549</u>	Consultant/Contractor PM: <u>Scott Robinson</u>
Report Type & QC Level: <u>1 Send EDF Reports</u>	<u>Moraga, CA 94570</u>	Invoice to: Consultant/Contractor of <u>BP/GEM</u> (Circle one)
BP/GEM Account No.:	Tele/Fax: <u>925-299-8891/925-299-8872</u>	BP/GEM Work Release No: <u>INTRIM -50443</u>

Item No.	Sample Description	Time	Matrix				Laboratory No.	No. of containers	Preservatives				Requested Analysis					Sample Point Lat/Long and Comments	
			Soil/Solid	Water/Liquid	Sediments	Air			Unpreserved	H ₂ SO ₄	HNO ₃	HCl	TPH-G / BTX (8015/8021/8260)	TPH-D (8015)	MTBE (8021)	MTBE (8260)	MTBE, TAME, ETBE DPE, TBA (8260)		1,2-DCA & EDB (8260)
1	Mw-1	1055		✓			3												
2	Mw-7	1031		✓			3												
3																			
4																			
5																			
6																			
7																			
8																			
9																			
10																			

Sampler's Name: <u>David Albert</u>	Relinquished By / Affiliation: <u>David Albert / BTS</u>	Date: <u>12/4/03</u>	Time: <u>10:06</u>	Accepted By / Affiliation: <u>[Signature]</u>	Date: <u>12/4/03</u>	Time: <u>10:06</u>
Sampler's Company: <u>Blaine Tech</u>						
Release Date:						
Release Method:						
Tracking No.:						

Instructions: Address Invoice to BP/GEM but send to URS for approval

Refrigerate Yes No Temperature Blank Yes No Cooler Temperature on Receipt Trip Blank Yes No

SEQUOIA ANALYTICAL SAMPLE RECEIPT LOG

CLIENT NAME: VRS
 REC. BY (PRINT) TL
 WORKORDER: mml0161

DATE REC'D AT LAB: 12/4/07
 TIME REC'D AT LAB: 1515
 DATE LOGGED IN: 12-5-03

DRINKING WATER for
 regulatory purposes: YES / NO
 WASTE WATER for
 regulatory purposes: YES / NO

CIRCLE THE APPROPRIATE RESPONSE	LAB SAMPLE #	DASH #	CLIENT ID	CONTAINER DESCRIPTION	PRESERVATIVE	SAMPLE MATRIX	DATE SAMPLED	REMARKS: CONDITION (ETC.)
1. Custody Seal(s) Present / Absent Intact / Broken*	12/10	01	MW-1 MW-9	(3) Vials L	HCL L	L L	12/3/07	328/p70
2. Chain-of-Custody Present / Absent*								
3. Traffic Reports or Packing List: Present / Absent								
4. Airbill: Airbill / Slicker Present / Absent								
5. Airbill #:								
6. Sample Labels: Present / Absent								
7. Sample IDs: Listed / Not Listed on Chain-of-Custody								
8. Sample Condition: Intact / Broken* / Leaking*								
9. Does information on chain-of-custody, traffic reports and sample labels agree? Yes / No*								
10. Sample received within hold time: Yes / No*								
11. Adequate sample volume received? Yes / No*								
12. Proper Preservatives used: Yes / No*								
13. Temp Rec. at Lab: Is temp 4 +/- 2°C? Yes / No*								
(Acceptance range for samples requiring thermal pres.) **Exception (if any): METALS / DFF ON ICE or Problem COC								

12/4/07

*IF CIRCLED, CONTACT PROJECT MANAGER AND ATTACH RECORD OF RESOLUTION.