



Shell Oil Products US

September 9, 2003

R0223

Amir K. Gholami
Alameda County Health Care Services Agency
1131 Harbor Bay Parkway, Suite 250
Alameda, California 94502-6577

Alameda County
SEP 19 2003
Environmental Health

Subject: Shell-branded Service Station
540 Hegenberger Road
Oakland, California

Dear Mr. Gholami:

Attached for your review and comment is a copy of the *Second Quarter 2003 Monitoring Report* for the above referenced site. Upon information and belief, I declare, under penalty of perjury, that the information contained in the attached document is true and correct.

As always, please feel free to contact me directly at (559) 645-9306 with any questions or concerns.

Sincerely,

Shell Oil Products US

Karen Petryna

Karen Petryna
Sr. Environmental Engineer

September 9, 2003

Amir K. Gholami, REHS
Alameda County Health Care Services Agency
1131 Harbor Bay Parkway, Suite 250
Alameda, California 94502-6577

Re: **Second Quarter 2003 Monitoring Report**
Shell-branded Service Station
540 Hegenberger Road
Oakland, California
Incident #98995752
Cambria Project #245-0414-002

Alameda County
SEP 10 2003
Environmental Health



Dear Mr. Gholami:

On behalf of Equilon Enterprises LLC dba Shell Oil Products US (Shell), Cambria Environmental Technology, Inc. (Cambria) is submitting this groundwater monitoring report in accordance with the reporting requirements of 23 CCR 2652d.

SECOND QUARTER 2003 ACTIVITIES


Groundwater Monitoring: Blaine Tech Services, Inc. (Blaine) of San Jose, California gauged water levels, sampled the monitoring wells, calculated groundwater elevations, and compiled the analytical data. The adjacent Arco station located at 566 Hegenberger Road was sampled concurrently. Cambria prepared a vicinity map, which includes previously submitted well survey information (Figure 1) and a groundwater elevation contour map (Figure 2). Data from the Arco site is presented on Figure 2. However, water level elevation data for the Arco site is anomalous due to their apparently anomalous wellhead elevations, and was not used in contouring.

Interim Remedial Action: From July 1999 through June 2000, groundwater extraction (GWE) was performed at the site to remove dissolved-phase hydrocarbons and methyl tert-butyl ether (MTBE) from beneath the site. From June through December 2000, dual-phase vacuum extraction (DVE) was conducted to enhance GWE and to extract vapor-phase hydrocarbon and MTBE from the soil as well. DVE was discontinued after the December 2000 event, and monthly

**Cambria
Environmental
Technology, Inc.**

5900 Hollis Street
Suite A
Emeryville, CA 94608
Tel (510) 420-0700
Fax (510) 420-9170

DVE events were resumed in May 2001. Due to low vapor mass-removal rates, DVE was discontinued in October 2001, and monthly GWE was re-initiated. Wells MW-1 and MW-3 and tank backfill well BW-D were used for extraction until April 2002, when extraction from the tank backfill was switched from well BW-D to BW-B due to higher historic MTBE concentrations observed in this well. A total of 13.7 lbs. of MTBE was removed from the subsurface during DVE and GWE events. Monthly GWE events were discontinued in March 2003 when construction of a fixed GWE system was initiated.



GWE System Installation: Design and installation of the GWE system described in our *Interim Remedial Work Plan* dated February 13, 2003 was completed. System operation began on April 28, 2003. Discharge authorization was received from East Bay Municipal Utility District (EBMUD) in a permit dated March 26, 2003.

Monitoring wells MW-1, MW-3, and MW-5, and tank backfill well BW-B are used as extraction wells. System analytical data are summarized in Table 1. To assess system production, groundwater level measurements and flow meter readings have been recorded at various times of operation. Table 2 summarizes the field data and system operation and calculates mass removal. Based on the field data, the GWE system operated at average flow rates ranging from approximately 0.4 to 1.2 gallons per minute.

Through August 5, 2003, a total of 97,696 gallons of groundwater have been extracted. A total of 13.2 pounds of MTBE has been recovered. Mass removal data are presented in Table 2.

ANTICIPATED THIRD QUARTER 2003 ACTIVITIES

Groundwater Monitoring: Blaine will gauge water levels, sample the monitoring wells using the non-purging method, and tabulate the data. In addition, Blaine will sample tank backfill well BW-D. The sampling event will take place concurrently with sampling at the Arco station located north of the site at 566 Hegenberger Road. Arco and Shell will exchange water level and analytical data on these events. Cambria has notified Arco's consultant of the apparently anomalous wellhead elevation data, and will use this data in preparing groundwater contours if it is corrected. Cambria will prepare a report documenting those activities.

GWE System: We will operate the system under the conditions of the EBMUD discharge permit.

CLOSING

We appreciate the opportunity to work with you on this project. Please call Diane Lundquist at (510) 420-3334 if you have any questions or comments.

Sincerely,
Cambria Environmental Technology, Inc



Diane Lundquist, P.E.
Principal Engineer



Figures: 1 - Vicinity/Area Well Survey Map
2 - Groundwater Elevation Contour Map

Tables: 1 - Groundwater Extraction – System Analytical Data
2 - Groundwater Extraction – Operation and Mass Removal Data

Attachments: A - Blaine Groundwater Monitoring Report and Field Notes
B - Arco Groundwater Data

cc: Karen Petryna, Shell Oil Products US, P.O. Box 7869, Burbank, CA 91510-7869

G:\Oakland 540 Hegenberger\Qm\2q03\2q03qm.doc

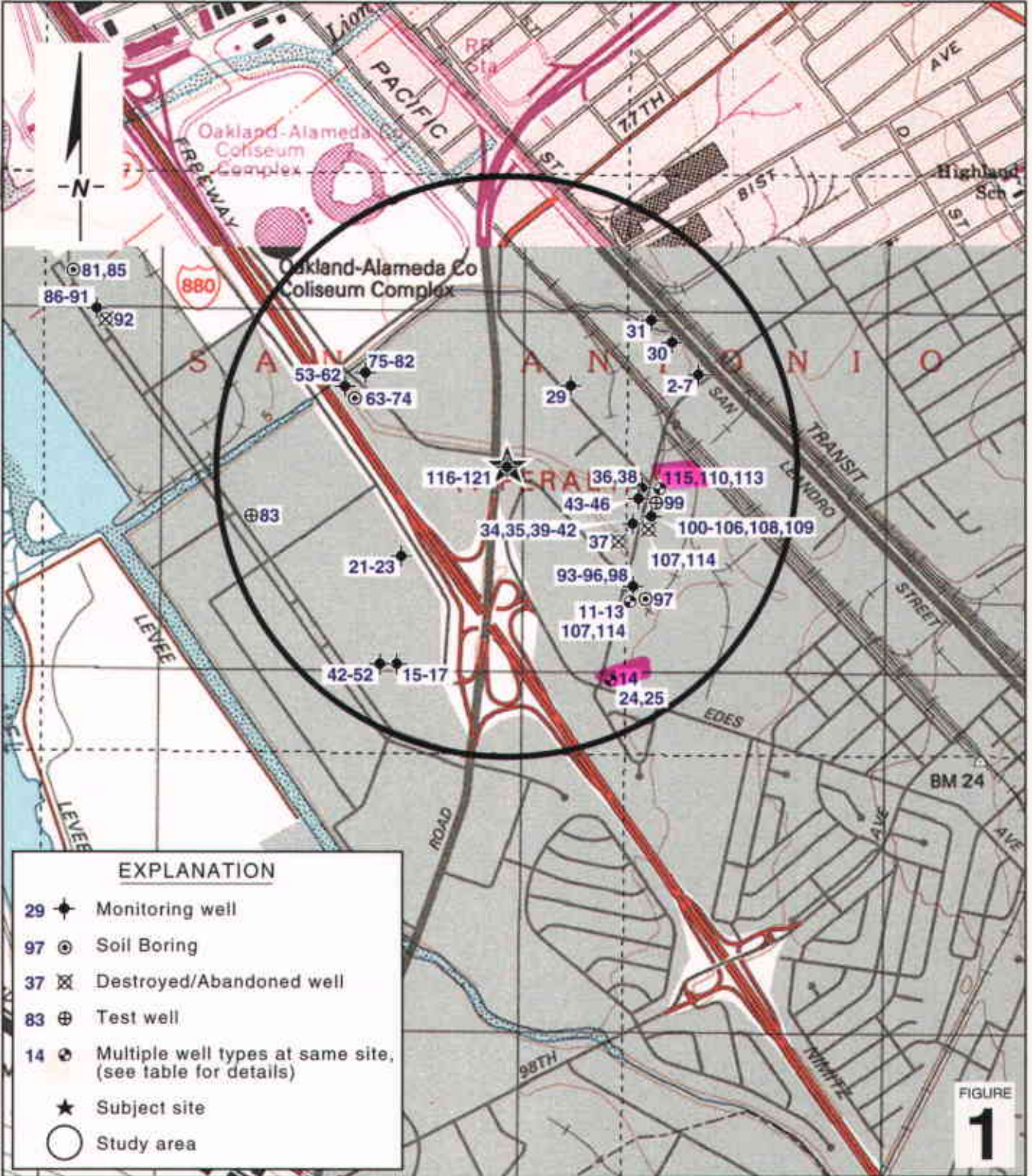


FIGURE 1

Shell-branded Service Station
 540 Hegenberger Road
 Oakland, California
 Incident #98995752



Area Well Survey
 (1/2-Mile Radius)

Table 1: Groundwater Extraction - System Analytical Data - Shell-branded Service Station, Incident #98995752, 540 Hegenberger, Oakland, California

Sample Date (mm/dd/yyyy)	Influent			Midfluent 1			Midfluent 2			Effluent		
	TPHg Conc. (ppb)	Benzene Conc. (ppb)	MTBE Conc (ppb)	TPHg Conc. (ppb)	Benzene Conc (ppb)	MTBE Conc. (ppb)	TPHg Conc. (ppb)	Benzene Conc (ppb)	MTBE Conc. (ppb)	TPHg Conc. (ppb)	Benzene Conc. (ppb)	MTBE Conc (ppb)
04/28/2003	<1,000	<10	2,700	<50	<0.50	<0.50	<50	<0.50	<0.50	<50	<0.50	<0.50
05/12/2003	<10,000	<100	21,000	51	<0.50	<0.50	140	<0.50	<0.50	99	<0.50	<0.50
05/27/2003	<10,000	<100	29,000	<50	<0.50	<0.50	<50	<0.50	<0.50	<50	<0.50	<0.50
06/09/2003	<25,000	<250	20,000	<50	<0.50	<0.50	<50	<0.50	<0.50	<50	<0.50	<0.50
06/23/2003	<500	<5.0	1,300	<50	<0.50	<0.50	<50	<0.50	<0.50	<50	<0.50	<0.50
07/08/2003	<1,000	<10	2,000	<50	<0.50	<0.50	<50	<0.50	<0.50	<50	<0.50	<0.50
07/25/2003	<500	<50	16,000	<50	<0.50	<0.50	<50	<0.50	<0.50	<50	<0.50	<0.50
08/05/2003	<5,000	<50	11,000	<50	<0.50	<5.0	<50	<0.50	<5.0	<50	<0.50	<5.0

Abbreviations & Notes:

TPHg = Total purgeable hydrocarbons as gasoline

MTBE = Methyl tert-butyl ether

Conc. = Concentration

ppb = parts per billion, equivalent to µg/l

TPHg, benzene, and MTBE analyzed by EPA Method 8260B

Table 2: Groundwater Extraction - Operation and Mass Removal Data - Shell-branded Service Station, Incident #98995752, 540 Hegenberger Road , Oakland, California

Site Visit (mm/dd/yy)	Hour Meter (hours)	Flow Meter Reading (gal)	Period			TPHg			Benzene			MTBE			
			Period Volume (gal)	Operational Flow Rate (gpm)	Cumulative Volume (gal)	TPHg Conc. (ppb)	Period Removal (pounds)	Cumulative Removal (pounds)	Benzene Conc. (ppb)	Period Removal (pounds)	Cumulative Removal (pounds)	MTBE Conc. (ppb)	Period Removal (pounds)	Cumulative Removal (pounds)	
04/28/2003	3.3	840	0	0.00	0	<1,000	0.000	0.000	<10	0.000	0.000	2,700	0.000	0.000	
05/02/2003	101.3	6,680	5,840	1.0	5,840		0.024	0.024		0.000	0.000		0.132	0.132	
05/12/2003	341.2	23,885	17,205	1.2	23,045	<10,000	0.718	0.742	<100	0.007	0.007	21,000	3.015	3.146	
05/27/2003	699.9	45,085	21,200	1.0	44,245	<10,000	0.885	1.627	<100	0.009	0.016	29,000	5.130	8.277	
06/09/2003	1011.8	58,453	13,368	0.7	57,613	<25,000	1.394	3.021	<250	0.014	0.030	20,000	2.231	10.507	
06/23/2003	1347.2	67,082	8,629	0.4	66,242	<500	0.018	3.039	<5.0	0.000	0.030	1,300	0.094	10.601	
07/08/2003	1706.9	80,092	13,010	0.6	79,252	<1,000	0.054	3.093	<10	0.001	0.031	2,000	0.217	10.818	
07/25/2003	2113.6	97,580	17,488	0.7	96,740	<500	0.036	3.130	<50	0.004	0.035	16,000	2.335	13.153	
08/05/2003	2136.0	98,536	956	0.7	97,696	<5,000	0.002	3.132	<50	0.000	0.035	11,000	0.088	13.241	
Total Extracted Volume=			97,696	Total Pounds Removed:			3.13	Total Pounds Removed:			0.035	Total Pounds Removed:			13.2
Average Period Operational Flow Rate=			0.8	Total Gallons Removed:			0.51	Total Gallons Removed:			0.006	Total Gallons Removed:			2.13

Abbreviations & Notes:

TPHg = Total purgeable hydrocarbons as gasoline

MTBE = Methyl tert-butyl ether

Conc. = Concentration

ppb = Parts per billion, equivalent to µg/L

µg/L = Micrograms per liter

L = Liter gal = Gallon g = Gram

Mass removed based on the formula: volume extracted (gal) x Concentration (µg/L) x (g/10⁶µg) x (pound/453.6g) x (3.785 L/gal)

When constituents are not detected, the concentration is assumed to be equal to half the detection limit in subsequent calculations.

Volume removal data based on the formula: mass (pounds) x (density)⁻¹ (cc/g) x 453.6 (g/pound) x (L/1000 cc) * (gal/3.785 L)


Density inputs: TPHg = 0.73 g/cc, TPHd = 0.87 g/cc, MTBE = 0.74 g/cc

TPHg, BTEX, and MTBE analyzed by EPA Method 8260B

System started on 4/28/03 with 3.3hours and 880 gallons on flow meter.

ATTACHMENT A
Blaine Groundwater Monitoring Report
and Field Notes

BLAINE
TECH SERVICES, INC.



1680 ROGERS AVENUE
SAN JOSE, CA 95112-1105
(408) 573-7771 FAX
(408) 573-0555 PHONE
CONTRACTOR'S LICENSE #746684
www.blainetech.com

July 11, 2003

Karen Petryna
Shell Oil Products US
P.O. Box 7869
Burbank, CA 91510-7869

Second Quarter 2003 Groundwater Monitoring at
Shell-branded Service Station
540 Hegenberger Road
Oakland, CA

Monitoring performed on June 23, 2003

Groundwater Monitoring Report **030623-RH-2**

This report covers the routine monitoring of groundwater wells at this Shell-branded facility. In accordance with standard procedures that conform to Regional Water Quality Control Board requirements, routine field data collection includes depth to water, total well depth, thickness of any separate immiscible layer, water column volume, calculated purge volume (if applicable), elapsed evacuation time (if applicable), total volume of water removed (if applicable), and standard water parameter instrument readings. Sample material is collected, contained, stored, and transported to the laboratory in conformance with EPA standards. Purge water (if applicable) is, likewise, collected and transported to the Martinez Refining Company.

Basic field information is presented alongside analytical values excerpted from the laboratory report in the cumulative table of **WELL CONCENTRATIONS**. The full analytical report for the most recent samples and the field data sheets are attached to this report.

At a minimum, Blaine Tech Services, Inc. field personnel are certified on completion of a forty-hour Hazardous Materials and Emergency Response training course per 29 CFR 1910.120. Field personnel are also enrolled in annual eight-hour refresher courses.

Blaine Tech Services, Inc. conducts sampling and documentation assignments of this type as an independent third party. Our activities at this site consisted of objective data and sample collection only. No interpretation of analytical results, defining of hydrological conditions or formulation of recommendations was performed.

Please call if you have any questions.

Yours truly,

Leon Gearhart
Project Coordinator

LG/pc

attachments: Cumulative Table of WELL CONCENTRATIONS
Certified Analytical Report
Field Data Sheets

cc: Anni Kreml
Cambria Environmental Technology, Inc.
5900 Hollis Street, Suite A
Oakland, CA 94608

WELL CONCENTRATIONS
Shell-branded Service Station
540 Hegenberger Road
Oakland, CA

Well ID	Date	TPPH (ug/L)	B (ug/L)	T (ug/L)	E (ug/L)	X (ug/L)	MTBE 8020 (ug/L)	MTBE 8260 (ug/L)	TOC (MSL)	Depth to Water (ft.)	GW Elevation (MSL)	DO Reading (ppm)
MW-1 (a)	08/26/1998	2,700	28	55	59	39	33,000	NA	10.54	7.91	2.63	1.8
MW-1 (b)	08/26/1998	<1,000	22	<10	<10	<10	17,000	NA	10.54	7.91	2.63	2.2
MW-1	12/28/1998	<5,000	<50.0	<50.0	<50.0	<50.0	153,000	33,000	10.54	8.75	1.79	1.9
MW-1	03/29/1999	<2,000	<20.0	<20.0	<20.0	<20.0	693,000	NA	10.54	8.32	2.22	2.0
MW-1	06/22/1999	20,000	<200	<200	<200	<200	150,000	NA	10.54	9.05	1.49	1.7
MW-1	09/30/1999	<2,500	<25.0	<25.0	<25.0	<25.0	30,900	NA	10.54	8.35	2.19	2.6
MW-1	11/19/1999	NA	NA	NA	NA	NA	NA	NA	10.54	9.58	0.96	NA
MW-1	11/24/1999	NA	NA	NA	NA	NA	NA	NA	10.54	9.65	0.89	NA
MW-1	12/02/1999	NA	NA	NA	NA	NA	NA	NA	10.54	9.55	0.99	NA
MW-1	12/10/1999	<50.0	29.7	<20.0	<20.0	<20.0	76,300	NA	10.54	8.86	1.68	1.2
MW-1	03/02/2000	<2,500	<25.0	<25.0	<25.0	<25.0	27,600	NA	10.54	8.83	1.71	3.2
MW-1	06/08/2000	<2,000	<20.0	<20.0	<20.0	<20.0	59,000	67,600	10.54	7.78	2.76	1.9
MW-1	09/05/2000	<10,000	411	<100	<100	<100	71,100	115,000e	10.54	7.84	2.70	NA
MW-1	12/15/2000	35,600	1,310	<50.0	<50.0	<50.0	136,000	f	10.54	7.65	2.89	NA
MW-1	03/09/2001	<10,000	1,390	<100	<100	<100	89,600	164,000	10.54	6.44	4.10	NA
MW-1	06/27/2001	<5,000	<50	<50	<50	<50	NA	19,000	10.54	8.46	2.08	NA
MW-1	09/19/2001	<5,000	<50	<50	<50	<50	NA	52,000	10.54	8.10	2.44	NA
MW-1	12/31/2001	<5,000	<25	<25	<25	<25	NA	17,000	10.54	7.31	3.23	NA
MW-1	03/14/2002	<20,000	<200	<200	<200	<200	NA	60,000	10.54	7.68	2.86	NA
MW-1	06/25/2002	<5,000	<50	<50	<50	<50	NA	34,000	10.54	8.40	2.14	NA
MW-1	09/19/2002	<2,500	<25	<25	<25	<25	NA	18,000	10.52	8.58	1.94	NA
MW-1	12/12/2002	<5,000	<50	<50	<50	<50	NA	30,000	10.52	8.41	2.11	NA
MW-1	01/02/2003	NA	<0.50	<0.50	<0.50	<1.0	NA	NA	10.52	7.45	3.07	NA
MW-1	03/20/2003 g	3,800	<25	<25	<25	<25	5,500	NA	10.52	8.21	2.31	NA
MW-1	06/23/2003	<10,000	<100	<100	<100	<200	NA	35,000	10.52	9.02	1.50	NA
MW-2 (a)	08/26/1998	<250	3.2	<2.5	<2.5	<2.5	4,000	NA	9.21	7.18	2.03	2.4

WELL CONCENTRATIONS
Shell-branded Service Station
540 Hegenberger Road
Oakland, CA

Well ID	Date	TPPH (ug/L)	B (ug/L)	T (ug/L)	E (ug/L)	X (ug/L)	MTBE 8020 (ug/L)	MTBE 8260 (ug/L)	TOC (MSL)	Depth to Water (ft.)	GW Elevation (MSL)	DO Reading (ppm)
---------	------	----------------	-------------	-------------	-------------	-------------	------------------------	------------------------	--------------	----------------------------	--------------------------	------------------------

MW-2 (b)	08/26/1998	<250	3.1	<2.5	<2.5	<2.5	4,800	NA	9.21	7.18	2.03	2.7
MW-2 (D)(b)	08/26/1998	<250	4.8	<2.5	<2.5	6.0	3,300	NA	9.21	7.18	2.03	2.7
MW-2	12/28/1998	<50.0	<0.500	<0.500	<0.500	<0.500	28.8	NA	9.21	7.34	1.87	2.1
MW-2	03/29/1999	235	<0.500	<0.500	<0.500	3.4	101	NA	9.21	6.85	2.36	2.0
MW-2	06/22/1999	<50	<0.50	<0.50	<0.50	<0.50	<2.5	NA	9.21	7.10	2.11	1.9
MW-2	09/30/1999	<50.0	<0.500	<0.500	<0.500	<0.500	1,700	NA	9.21	8.06	1.15	1.0
MW-2	12/10/1999	<50.0	<0.500	<0.500	<0.500	<0.500	<2.50	NA	9.21	8.61	0.60	1.4
MW-2	03/02/2000	<500	11.5	<5.00	<5.00	<5.00	5,280	NA	9.21	6.33	2.88	0.4
MW-2	06/08/2000	<50.0	0.670	<0.500	<0.500	<0.500	3,160	NA	9.21	6.87	2.34	1.6
MW-2	09/05/2000	<1,000	<10.0	<10.0	<10.0	<10.0	9,600	NA	9.21	6.79	2.42	NA
MW-2	12/15/2000	<200	<2.00	<2.00	<2.00	<2.00	6,320	NA	9.21	6.76	2.45	NA
MW-2	03/09/2001	<500	<5.00	<5.00	<5.00	<5.00	17,200	NA	9.21	6.28	2.93	NA
MW-2	06/27/2001	<100	1.4	<1.0	<1.0	<2.0	NA	470	9.21	7.12	2.09	NA
MW-2	09/19/2001	<50	<0.50	<0.50	<0.50	<0.50	NA	330	9.21	7.17	2.04	NA
MW-2	12/31/2001	<100	<1.0	<1.0	<1.0	<1.0	NA	420	9.21	6.24	2.97	NA
MW-2	03/14/2002	<250	4.5	3.3	<2.5	<2.5	NA	1,600	9.21	6.72	2.49	NA
MW-2	06/25/2002	<50	<0.50	<0.50	<0.50	<0.50	NA	110	9.21	7.23	1.98	NA
MW-2	09/19/2002	<50	<0.50	<0.50	<0.50	<0.50	NA	90	9.19	7.48	1.71	NA
MW-2	12/12/2002	<50	<0.50	<0.50	<0.50	<0.50	NA	170	9.19	7.33	1.86	NA
MW-2	03/20/2003 g	56	<0.50	<0.50	<0.50	<0.50	58	NA	9.19	7.65	1.54	NA
MW-2	06/23/2003	<50	<0.50	<0.50	<0.50	<1.0	NA	44	9.19	8.72	0.47	NA

MW-3 (a)	08/26/1998	2,300	180	330	<0.50	420	44,000	NA	9.45	6.52	2.93	1.8
MW-3 (b)	08/26/1998	<50	<0.50	<0.50	<0.50	<0.50	52,000	75,000	9.45	6.52	2.93	2.3
MW-3	12/28/1998	<5.00	139	<50.0	<50.0	<50.0	15,100	NA	9.45	6.73	2.72	1.7
MW-3	03/29/1999	52,500	5,500	6,900	1,360	6,250	508,000	630,000 (c)	9.45	6.21	3.24	2.1
MW-3	06/22/1999	58,000	6,600	9,850	1,640	6,950	677,000	653,000	9.45	7.00	2.45	1.3
MW-3	09/30/1999	4,360	121	122	36.1	647	33,700	35,600	9.45	6.84	2.61	0.6

WELL CONCENTRATIONS
Shell-branded Service Station
540 Hegenberger Road
Oakland, CA

Well ID	Date	TPPH (ug/L)	B (ug/L)	T (ug/L)	E (ug/L)	X (ug/L)	MTBE 8020 (ug/L)	MTBE 8260 (ug/L)	TOC (MSL)	Depth to Water (ft.)	GW Elevation (MSL)	DO Reading (ppm)
MW-3	11/19/1999	NA	NA	NA	NA	NA	NA	NA	9.45	7.93	1.52	NA
MW-3	11/24/1999	NA	NA	NA	NA	NA	NA	NA	9.45	8.25	1.20	NA
MW-3	12/02/1999	NA	NA	NA	NA	NA	NA	NA	9.45	7.55	1.90	NA
MW-3	12/10/1999	4,220	973	26.3	273	584	88,200	NA	9.45	7.28	2.17	2.5
MW-3	03/02/2000	65,300	5,210	10,300	2,650	15,100	56,800	59,800e	9.45	5.87	3.58	d
MW-3	06/08/2000	72,700	3,570	10,200	2,100	13,400	44,400	NA	9.45	5.32	4.13	1.1
MW-3	09/05/2000	26,100	959	2,910	1,090	5,640	24,000	NA	9.45	5.60	3.85	NA
MW-3	12/15/2000	5,190	438	8.39	483	530	19,100	11,800f	9.45	6.27	3.18	NA
MW-3	03/09/2001	5,880	472	42.2	392	1,290	41,800	NA	9.45	5.71	3.74	NA
MW-3	06/27/2001	9,100	330	79	140	1,600	NA	31,000	9.45	6.88	2.57	NA
MW-3	09/19/2001	790	14	18	17	67	NA	8,100	9.45	6.70	2.75	NA
MW-3	12/31/2001	<5,000	220	<50	86	<50	NA	22,000	9.45	5.92	3.53	NA
MW-3	03/14/2002	<2,500	<25	<25	<25	<25	NA	12,000	9.45	6.25	3.20	NA
MW-3	06/25/2002	<10,000	160	<100	<100	<100	NA	42,000	9.45	6.65	2.80	NA
MW-3	09/19/2002	<10,000	650	<100	280	360	NA	84,000	9.45	6.51	2.94	NA
MW-3	12/12/2002	<10,000	170	<100	<100	<100	NA	45,000	9.45	6.97	2.48	NA
MW-3	01/02/2003	NA	59	<5.0	5.3	<10	NA	NA	9.45	5.90	3.55	NA
MW-3	03/20/2003 g	5,100	<50	<50	<50	<50	4,400	NA	9.45	6.87	2.58	NA
MW-3	06/23/2003	<5,000	<50	<50	<50	<100	NA	8,100	9.45	13.80	-4.35	NA

MW-4	09/25/2000	NA	NA	NA	NA	NA	NA	NA	9.88	7.64	2.24	NA
MW-4	12/15/2000	<50.0	<0.500	<0.500	<0.500	<0.500	<2.50	NA	9.88	7.55	2.33	NA
MW-4	03/09/2001	<50.0	<0.500	0.730	<0.500	0.529	3.16	NA	9.88	7.04	2.84	NA
MW-4	06/27/2001	<50	<0.50	<0.50	<0.50	<0.50	NA	<5.0	9.88	7.76	2.12	NA
MW-4	09/19/2001	<50	<0.50	<0.50	<0.50	<0.50	NA	<5.0	9.88	7.69	2.19	NA
MW-4	12/31/2001	<50	<0.50	<0.50	<0.50	<0.50	NA	<5.0	9.88	7.08	2.80	NA
MW-4	03/14/2002	<50	<0.50	<0.50	<0.50	<0.50	NA	<5.0	9.88	7.57	2.31	NA
MW-4	06/25/2002	<50	<0.50	<0.50	<0.50	<0.50	NA	<5.0	9.88	8.50	1.38	NA

WELL CONCENTRATIONS
Shell-branded Service Station
540 Hegenberger Road
Oakland, CA

Well ID	Date	TPPH (ug/L)	B (ug/L)	T (ug/L)	E (ug/L)	X (ug/L)	MTBE 8020 (ug/L)	MTBE 8260 (ug/L)	TOC (MSL)	Depth to Water (ft)	GW Elevation (MSL)	DO Reading (ppm)
---------	------	----------------	-------------	-------------	-------------	-------------	------------------------	------------------------	--------------	---------------------------	--------------------------	------------------------

MW-4	09/19/2002	<50	<0.50	<0.50	<0.50	<0.50	NA	<5.0	9.88	8.22	1.66	NA
MW-4	12/12/2002	<50	<0.50	<0.50	<0.50	<0.50	NA	<5.0	9.88	8.08	1.80	NA
MW-4	03/20/2003 g	<50	<0.50	<0.50	<0.50	<0.50	<5.0	NA	9.88	7.92	1.96	NA
MW-4	06/23/2003	<50	<0.50	<0.50	<0.50	<1.0	NA	<5.0	9.88	8.18	1.70	NA

MW-5	06/18/2002	NA	NA	NA	NA	NA	NA	NA	NA	8.36	NA	NA
MW-5	06/25/2002	<10,000	<100	<100	<100	<100	NA	60,000	NA	8.30	NA	NA
MW-5	09/19/2002	<2,000	<20	<20	<20	<20	NA	7,200	10.03	8.44	1.59	NA
MW-5	12/12/2002	<5,000	<50	<50	<50	<50	NA	33,000	10.03	8.49	1.54	NA
MW-5	03/20/2003 g	12,000	<50	<50	<50	<50	15,000	NA	10.03	8.23	1.80	NA
MW-5	06/23/2003	<1,000	<10	<10	<10	<20	NA	1,700	10.03	16.70	-6.67	NA

C-1	09/19/2001	<50	<0.50	<0.50	<0.50	<0.50	NA	<5.0	NA	1.44	NA	NA
C-1	03/29/2002	<50	<0.50	<0.50	<0.50	<0.50	NA	<5.0	NA	2.59	NA	NA
C-1	06/25/2002	<50	<0.50	<0.50	<0.50	<0.50	NA	<5.0	NA	3.72	NA	NA
C-1	09/19/2002	<50	<0.50	<0.50	<0.50	<0.50	NA	<5.0	NA	3.08	NA	NA
C-1	12/12/2002	<50	<0.50	<0.50	<0.50	<0.50	NA	<5.0	NA	0.64	NA	NA
C-1	03/20/2003 g	<50	<0.50	<0.50	<0.50	<0.50	<5.0	NA	NA	4.61	NA	NA

SD-1	09/19/2001	Unable to sample		NA	NA	NA	NA	NA	NA	NA	NA	NA
SD-1	03/29/2002	Dry	NA	NA	NA	NA	NA	NA	NA	NA	NA	NA
SD-1	06/25/2002	Dry	NA	NA	NA	NA	NA	NA	NA	NA	NA	NA
SD-1	09/19/2002	Dry	NA	NA	NA	NA	NA	NA	NA	NA	NA	NA
SD-1	12/12/2002	Dry	NA	NA	NA	NA	NA	NA	NA	NA	NA	NA
SD-1	03/20/2003	Dry	NA	NA	NA	NA	NA	NA	NA	NA	NA	NA

SD-2	09/19/2001	Unable to sample		NA	NA	NA	NA	NA	NA	NA	NA	NA
SD-2	03/29/2002	Dry	NA	NA	NA	NA	NA	NA	NA	NA	NA	NA

WELL CONCENTRATIONS
Shell-branded Service Station
540 Hegenberger Road
Oakland, CA

Well ID	Date	TPPH (ug/L)	B (ug/L)	T (ug/L)	E (ug/L)	X (ug/L)	MTBE 8020 (ug/L)	MTBE 8260 (ug/L)	TOC (MSL)	Depth to Water (ft.)	GW Elevation (MSL)	DO Reading (ppm)
---------	------	----------------	-------------	-------------	-------------	-------------	------------------------	------------------------	--------------	----------------------------	--------------------------	------------------------

SD-2	06/25/2002	Dry	NA	NA	NA	NA	NA	NA	NA	NA	NA	NA
SD-2	09/19/2002	Dry	NA	NA	NA	NA	NA	NA	NA	NA	NA	NA
SD-2	12/12/2002	Dry	NA	NA	NA	NA	NA	NA	NA	NA	NA	NA
SD-2	03/20/2003	Dry	NA	NA	NA	NA	NA	NA	NA	NA	NA	NA

BW-A	06/22/1999	318	<0.50	<0.50	0.590	1.48	4,470	NA	NA	4.71	NA	1.1
BW-A	06/25/2002	<500	<5.0	<5.0	<5.0	18	NA	3,100	NA	5.14	NA	NA
BW-A	09/19/2002	<200	<2.0	<2.0	<2.0	<2.0	NA	<20	NA	7.19	NA	NA
BW-A	12/12/2002	<500	<5.0	<5.0	<5.0	<5.0	NA	2,900	NA	6.40	NA	NA
BW-A	03/20/2003 g	<2,500	<25	<25	<25	<25	<250	NA	NA	5.36	NA	NA
BW-A	06/23/2003	<1,000	<10	<10	<10	<20	NA	<100	NA	10.27	NA	NA

BW-B	06/22/1999	<250	<2.5	<2.5	<2.5	<2.5	8,600	NA	NA	5.90	NA	1.2
BW-B	06/27/2001	<5,000	<50	<50	<50	<50	NA	40,000	NA	5.83	NA	NA
BW-B	12/31/2001	<2,000	<20	<20	<20	<20	NA	9,200	NA	4.19	NA	NA
BW-B	03/14/2002	<2,000	<20	<20	<20	<20	NA	9,400	NA	5.24	NA	NA
BW-B	06/25/2002	<2,000	<20	<20	<20	<20	NA	6,600	NA	6.19	NA	NA
BW-B	09/19/2002	<500	<5.0	<5.0	<5.0	<5.0	NA	<50	NA	8.46	NA	NA
BW-B	12/12/2002	<500	<5.0	<5.0	<5.0	<5.0	NA	1,700	NA	7.46	NA	NA
BW-B	03/20/2003 g	170	<1.0	<1.0	<1.0	<1.0	190	NA	NA	6.23	NA	NA
BW-B	06/23/2003	<50	<0.50	<0.50	<0.50	<1.0	NA	43	NA	9.95	NA	NA

BW-C	06/22/1999	<50	<0.50	<0.50	<0.50	0.98	11,000	NA	NA	5.91	NA	1.6
BW-C	06/25/2002	<5,000	<50	<50	<50	<50	NA	20,000	NA	6.49	NA	NA
BW-C	09/19/2002	<1,000	<10	<10	<10	<10	NA	400	NA	8.52	NA	NA
BW-C	12/12/2002	<2,000	<20	<20	<20	<20	NA	8,000	NA	7.57	NA	NA
BW-C	03/20/2003 g	270	<1.0	<1.0	<1.0	<1.0	250	NA	NA	6.48	NA	NA
BW-C	06/23/2003	<1,000	<10	<10	<10	<20	NA	170	NA	11.48	NA	NA

WELL CONCENTRATIONS
Shell-branded Service Station
540 Hegenberger Road
Oakland, CA

Well ID	Date	TPPH (ug/L)	B (ug/L)	T (ug/L)	E (ug/L)	X (ug/L)	MTBE 8020 (ug/L)	MTBE 8260 (ug/L)	TOC (MSL)	Depth to Water (ft)	GW Elevation (MSL)	DO Reading (ppm)
---------	------	----------------	-------------	-------------	-------------	-------------	------------------------	------------------------	--------------	---------------------------	--------------------------	------------------------

BW-D	06/22/1999	<50.0	<0.500	<0.500	<0.500	<0.500	2,190	NA	NA	4.78	NA	1.4
BW-D	06/25/2002	Well inaccessible		NA	NA	NA	NA	NA	NA	NA	NA	NA
BW-D	07/02/2002	<1,000	23	<10	<10	<10	NA	<100	NA	6.36	NA	NA
BW-D	09/19/2002	<250	<2.5	<2.5	<2.5	<2.5	NA	<25	NA	7.25	NA	NA
BW-D	12/12/2002	<5,000	<50	<50	<50	<50	NA	16,000	NA	6.21	NA	NA
BW-D	03/20/2003 g	71	<0.50	<0.50	<0.50	<0.50	55	NA	NA	5.23	NA	NA
BW-D	06/23/2003	<1,000	<10	<10	<10	<20	NA	<100	NA	10.25	NA	NA

Abbreviations:

TPPH = Total petroleum hydrocarbons as gasoline by EPA Method 8260B; prior to June 27, 2001, analyzed by EPA Method 8015.

BTEX = Benzene, toluene, ethylbenzene, xylenes by EPA Method 8260B; prior to June 27, 2001, analyzed by EPA Method 8020.

MTBE = Methyl-tertiary-butyl ether

TOC = Top of Casing Elevation

GW = Groundwater

DO = Dissolved Oxygen

ppm = Parts per million

ug/L = Parts per billion

MSL = Mean sea level

ft = Feet

<n = Below detection limit

D = Duplicate sample

NA = Not applicable

WELL CONCENTRATIONS
Shell-branded Service Station
540 Hegenberger Road
Oakland, CA

Well ID	Date	TPPH (ug/L)	B (ug/L)	T (ug/L)	E (ug/L)	X (ug/L)	MTBE 8020 (ug/L)	MTBE 8260 (ug/L)	TOC (MSL)	Depth to Water (ft)	GW Elevation (MSL)	DO Reading (ppm)
---------	------	----------------	-------------	-------------	-------------	-------------	------------------------	------------------------	--------------	---------------------------	--------------------------	------------------------

Notes:

a = pre-purge

b = post purge

c = Lab confirmed MTBE by mistake. MTBE value at MW-1 should have been confirmed instead.

d = DO reading not taken.

e = Sample was analyzed outside of the EPA recommended holding time.

f = The second highest MTBE hit was mistakenly confirmed. MTBE for MW-1 should have been confirmed.

g = On March 20, 2003, all analyses run by EPA Method 8015/8020.

Site surveyed September 21, 2000, by Virgil Chavez Land Surveying of Vallejo, California.

C-1 is a canal sample location.

SD-1 and SD-2 are storm drains.

Wells MW-1 through MW-5 surveyed January 24 and June 19, 2002, by Virgil Chavez Land Surveying of Vallejo, California.

Blaine Tech Services, Inc.

July 08, 2003

1680 Rogers Avenue
San Jose, CA 95112-1105
Attn.: Leon Gearhart
Project#: 030623-RH2
Project: 98995752
Site: 540 Hegenberger Road, Oakland

Dear Mr. Gearhart,

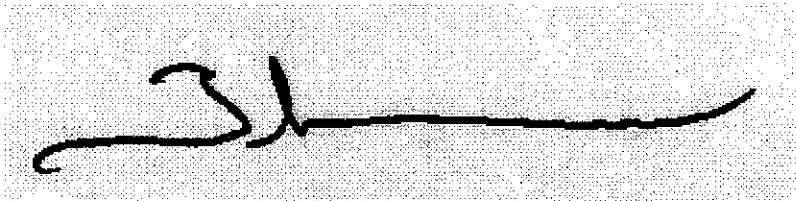
Attached is our report for your samples received on 06/23/2003 16:30
This report has been reviewed and approved for release. Reproduction of this report
is permitted only in its entirety.

Please note that any unused portion of the samples will be discarded after
08/07/2003 unless you have requested otherwise.

We appreciate the opportunity to be of service to you. If you have any questions,
please call me at (925) 484-1919.

You can also contact me via email. My email address is: tgranicher@stl-inc.com

Sincerely,



Tod Granicher
Project Manager

Gas/BTEX/MTBE by 8260B (C6-C12)

Blaine Tech Services, Inc.

Attn.: Leon Gearhart

1680 Rogers Avenue

San Jose, CA 95112-1105

Phone: (408) 573-0555 Fax: (408) 573-7771

Project: 030623-RH2

98995752

Received: 06/23/2003 16:30

Site: 540 Hegenberger Road, Oakland

Samples Reported

Sample Name	Date Sampled	Matrix	Lab #
MW-1	06/23/2003 13:00	Water	1
MW-2	06/23/2003 12:50	Water	2
MW-3	06/23/2003 10:25	Water	3
MW-4	06/23/2003 10:49	Water	4
MW-5	06/23/2003 10:10	Water	5
BW-A	06/23/2003 12:32	Water	6
BW-B	06/23/2003 10:15	Water	7
BW-C	06/23/2003 12:03	Water	8
BW-D	06/23/2003 11:45	Water	9

Gas/BTEX/MTBE by 8260B (C6-C12)

Blaine Tech Services, Inc.

Attn.: Leon Gearhart

1680 Rogers Avenue

San Jose, CA 95112-1105

Phone: (408) 573-0555 Fax: (408) 573-7771

Project: 030623-RH2

98995752

Received: 06/23/2003 16:30

Site: 540 Hegenberger Road, Oakland

Prep(s):	5030B	Test(s):	8260FAB
Sample ID:	MW-1	Lab ID:	2003-06-0724 - 1
Sampled:	06/23/2003 13:00	Extracted:	7/7/2003 12:34
Matrix:	Water	QC Batch#:	2003/07/07-1b.64
Analysis Flag: 0 (See Legend and Note Section)			

Compound	Conc.	RL	Unit	Dilution	Analyzed	Flag
Gasoline	ND	10000	ug/L	200.00	07/07/2003 12:34	
Benzene	ND	100	ug/L	200.00	07/07/2003 12:34	
Toluene	ND	100	ug/L	200.00	07/07/2003 12:34	
Ethylbenzene	ND	100	ug/L	200.00	07/07/2003 12:34	
Total xylenes	ND	200	ug/L	200.00	07/07/2003 12:34	
Methyl tert-butyl ether (MTBE)	35000	1000	ug/L	200.00	07/07/2003 12:34	
Surrogates(s)						
1,2-Dichloroethane-d4	128.6	76-130	%	200.00	07/07/2003 12:34	
Toluene-d8	104.2	78-115	%	200.00	07/07/2003 12:34	

Gas/BTEX/MTBE by 8260B (C6-C12)

Blaine Tech Services, Inc.

Attn.: Leon Gearhart

1680 Rogers Avenue

San Jose, CA 95112-1105

Phone: (408) 573-0555 Fax: (408) 573-7771

Project: 030623-RH2

98995752

Received: 06/23/2003 16:30

Site: 540 Hegenberger Road, Oakland

Prep(s): 5030B	Test(s): 8260FAB
Sample ID: MW-2	Lab ID: 2003-06-0724 - 2
Sampled: 06/23/2003 12:50	Extracted: 7/7/2003 12:56
Matrix: Water	QC Batch#: 2003/07/07-1b.64

Compound	Conc.	RL	Unit	Dilution	Analyzed	Flag
Gasoline	ND	50	ug/L	1.00	07/07/2003 12:56	
Benzene	ND	0.50	ug/L	1.00	07/07/2003 12:56	
Toluene	ND	0.50	ug/L	1.00	07/07/2003 12:56	
Ethylbenzene	ND	0.50	ug/L	1.00	07/07/2003 12:56	
Total xylenes	ND	1.0	ug/L	1.00	07/07/2003 12:56	
Methyl tert-butyl ether (MTBE)	44	5.0	ug/L	1.00	07/07/2003 12:56	
Surrogates(s)						
1,2-Dichloroethane-d4	103.3	76-130	%	1.00	07/07/2003 12:56	
Toluene-d8	103.2	78-115	%	1.00	07/07/2003 12:56	

Gas/BTEX/MTBE by 8260B (C6-C12)

Blaine Tech Services, Inc.

Attn.: Leon Gearhart

1680 Rogers Avenue

San Jose, CA 95112-1105

Phone: (408) 573-0555 Fax: (408) 573-7771

Project: 030623-RH2

98995752

Received: 06/23/2003 16:30

Site: 540 Hegenberger Road, Oakland

Prep(s): 5030B	Test(s): 8260FAB
Sample ID: MW-3	Lab ID: 2003-06-0724 - 3
Sampled: 06/23/2003 10:25	Extracted: 7/6/2003 19:11
Matrix: Water	QC Batch#: 2003/07/06-1e.62
Analysis Flag: 0 (See Legend and Note Section)	

Compound	Conc.	RL	Unit	Dilution	Analyzed	Flag
Gasoline	ND	5000	ug/L	100.00	07/06/2003 19:11	
Benzene	ND	50	ug/L	100.00	07/06/2003 19:11	
Toluene	ND	50	ug/L	100.00	07/06/2003 19:11	
Ethylbenzene	ND	50	ug/L	100.00	07/06/2003 19:11	
Total xylenes	ND	100	ug/L	100.00	07/06/2003 19:11	
Methyl tert-butyl ether (MTBE)	8100	500	ug/L	100.00	07/06/2003 19:11	
Surrogates(s)						
1,2-Dichloroethane-d4	92.6	76-130	%	100.00	07/06/2003 19:11	
Toluene-d8	103.7	78-115	%	100.00	07/06/2003 19:11	

Gas/BTEX/MTBE by 8260B (C6-C12)

Blaine Tech Services, Inc.

Attn.: Leon Gearhart

1680 Rogers Avenue

San Jose, CA 95112-1105

Phone: (408) 573-0555 Fax: (408) 573-7771

Project: 030623-RH2

98995752

Received: 06/23/2003 16:30

Site: 540 Hegenberger Road, Oakland

Prep(s):	5030B	Test(s):	8260FAB
Sample ID:	MW-4	Lab ID:	2003-06-0724 - 4
Sampled:	06/23/2003 10:49	Extracted:	7/7/2003 13:19
Matrix:	Water	QC Batch#:	2003/07/07-1b.64

Compound	Conc.	RL	Unit	Dilution	Analyzed	Flag
Gasoline	ND	50	ug/L	1.00	07/07/2003 13:19	
Benzene	ND	0.50	ug/L	1.00	07/07/2003 13:19	
Toluene	ND	0.50	ug/L	1.00	07/07/2003 13:19	
Ethylbenzene	ND	0.50	ug/L	1.00	07/07/2003 13:19	
Total xylenes	ND	1.0	ug/L	1.00	07/07/2003 13:19	
Methyl tert-butyl ether (MTBE)	ND	5.0	ug/L	1.00	07/07/2003 13:19	
Surrogates(s)						
1,2-Dichloroethane-d4	105.5	76-130	%	1.00	07/07/2003 13:19	
Toluene-d8	102.9	78-115	%	1.00	07/07/2003 13:19	

Gas/BTEX/MTBE by 8260B (C6-C12)

Blaine Tech Services, Inc.

Attn.: Leon Gearhart

1680 Rogers Avenue

San Jose, CA 95112-1105

Phone: (408) 573-0555 Fax: (408) 573-7771

Project: 030623-RH2

98995752

Received: 06/23/2003 16:30

Site: 540 Hegenberger Road, Oakland

Prep(s): 5030B	Test(s): 8260FAB
Sample ID: MW-5	Lab ID: 2003-06-0724 - 5
Sampled: 06/23/2003 10:10	Extracted: 7/6/2003 19:55
Matrix: Water	QC Batch#: 2003/07/06-1e.62
Analysis Flag: 0 (See Legend and Note Section)	

Compound	Conc.	RL	Unit	Dilution	Analyzed	Flag
Gasoline	ND	1000	ug/L	20.00	07/06/2003 19:55	
Benzene	ND	10	ug/L	20.00	07/06/2003 19:55	
Toluene	ND	10	ug/L	20.00	07/06/2003 19:55	
Ethylbenzene	ND	10	ug/L	20.00	07/06/2003 19:55	
Total xylenes	ND	20	ug/L	20.00	07/06/2003 19:55	
Methyl tert-butyl ether (MTBE)	1700	100	ug/L	20.00	07/06/2003 19:55	
Surrogates(s)						
1,2-Dichloroethane-d4	96.1	76-130	%	20.00	07/06/2003 19:55	
Toluene-d8	100.2	78-115	%	20.00	07/06/2003 19:55	

Severn Trent Laboratories, Inc.

STL San Francisco * 1220 Quarry Lane, Pleasanton, CA 94566

Tel 925 484 1919 Fax 925 484 1096 * www.stl-inc.com * CA DHS ELAP# 2496

07/07/2003 18:25

Gas/BTEX/MTBE by 8260B (C6-C12)

Blaine Tech Services, Inc.

Attn.: Leon Gearhart

1680 Rogers Avenue

San Jose, CA 95112-1105

Phone: (408) 573-0555 Fax: (408) 573-7771

Project: 030623-RH2

98995752

Received: 06/23/2003 16:30

Site: 540 Hegenberger Road, Oakland

Prep(s): 5030B	Test(s): 8260FAB
Sample ID: BW-A	Lab ID: 2003-06-0724 - 6
Sampled: 06/23/2003 12:32	Extracted: 7/6/2003 20:18
Matrix: Water	QC Batch#: 2003/07/06-1e.62
Analysis Flag: Im (See Legend and Note Section)	

Compound	Conc.	RL	Unit	Dilution	Analyzed	Flag
Gasoline	ND	1000	ug/L	20.00	07/06/2003 20:18	
Benzene	ND	10	ug/L	20.00	07/06/2003 20:18	
Toluene	ND	10	ug/L	20.00	07/06/2003 20:18	
Ethylbenzene	ND	10	ug/L	20.00	07/06/2003 20:18	
Total xylenes	ND	20	ug/L	20.00	07/06/2003 20:18	
Methyl tert-butyl ether (MTBE)	ND	100	ug/L	20.00	07/06/2003 20:18	
Surrogates(s)						
1,2-Dichloroethane-d4	87.3	76-130	%	20.00	07/06/2003 20:18	
Toluene-d8	98.3	78-115	%	20.00	07/06/2003 20:18	

Gas/BTEX/MTBE by 8260B (C6-C12)

Blaine Tech Services, Inc.

Attn.: Leon Gearhart

1680 Rogers Avenue

San Jose, CA 95112-1105

Phone: (408) 573-0555 Fax: (408) 573-7771

Project: 030623-RH2

98995752

Received: 06/23/2003 16:30

Site: 540 Hegenberger Road, Oakland

Prep(s):	5030B	Test(s):	8260FAB
Sample ID:	BW-B	Lab ID:	2003-06-0724 - 7
Sampled:	06/23/2003 10:15	Extracted:	7/7/2003 13:41
Matrix:	Water	QC Batch#:	2003/07/07-1b.64

Compound	Conc.	RL	Unit	Dilution	Analyzed	Flag
Gasoline	ND	50	ug/L	1.00	07/07/2003 13:41	
Benzene	ND	0.50	ug/L	1.00	07/07/2003 13:41	
Toluene	ND	0.50	ug/L	1.00	07/07/2003 13:41	
Ethylbenzene	ND	0.50	ug/L	1.00	07/07/2003 13:41	
Total xylenes	ND	1.0	ug/L	1.00	07/07/2003 13:41	
Methyl tert-butyl ether (MTBE)	43	5.0	ug/L	1.00	07/07/2003 13:41	
Surrogates(s)						
1,2-Dichloroethane-d4	102.3	76-130	%	1.00	07/07/2003 13:41	
Toluene-d8	101.0	78-115	%	1.00	07/07/2003 13:41	

Severn Trent Laboratories, Inc.

STL San Francisco * 1220 Quarry Lane, Pleasanton, CA 94566

Tel 925 484 1919 Fax 925 484 1096 * www.stl-inc.com * CA DHS ELAP# 2496

07/07/2003 18:25

Gas/BTEX/MTBE by 8260B (C6-C12)

Blaine Tech Services, Inc.

Attn.: Leon Gearhart

1680 Rogers Avenue

San Jose, CA 95112-1105

Phone: (408) 573-0555 Fax: (408) 573-7771

Project: 030623-RH2
98995752

Received: 06/23/2003 16:30

Site: 540 Hegenberger Road, Oakland

Prep(s):	5030B	Test(s):	8260FAB
Sample ID:	BW-C	Lab ID:	2003-06-0724 - 8
Sampled:	06/23/2003 12:03	Extracted:	7/5/2003 11:11
Matrix:	Water	QC Batch#:	2003/07/05-1b.65
Analysis Flag: Im (See Legend and Note Section)			

Compound	Conc.	RL	Unit	Dilution	Analyzed	Flag
Gasoline	ND	1000	ug/L	20.00	07/05/2003 11:11	
Benzene	ND	10	ug/L	20.00	07/05/2003 11:11	
Toluene	ND	10	ug/L	20.00	07/05/2003 11:11	
Ethylbenzene	ND	10	ug/L	20.00	07/05/2003 11:11	
Total xylenes	ND	20	ug/L	20.00	07/05/2003 11:11	
Methyl tert-butyl ether (MTBE)	170	100	ug/L	20.00	07/05/2003 11:11	
Surrogates(s)						
1,2-Dichloroethane-d4	92.4	76-130	%	20.00	07/05/2003 11:11	
Toluene-d8	100.9	78-115	%	20.00	07/05/2003 11:11	

Gas/BTEX/MTBE by 8260B (C6-C12)

Blaine Tech Services, Inc.

Attn.: Leon Gearhart

1680 Rogers Avenue
San Jose, CA 95112-1105
Phone: (408) 573-0555 Fax: (408) 573-7771

Project: 030623-RH2
98995752

Received: 06/23/2003 16:30

Site: 540 Hegenberger Road, Oakland

Prep(s): 5030B	Test(s): 8260FAB
Sample ID: BW-D	Lab ID: 2003-06-0724 - 9
Sampled: 06/23/2003 11:45	Extracted: 7/5/2003 11:56
Matrix: Water	QC Batch#: 2003/07/05-1b.65
Analysts Flag: Im (See Legend and Note Section)	

Compound	Conc.	RL	Unit	Dilution	Analyzed	Flag
Gasoline	ND	1000	ug/L	20.00	07/05/2003 11:56	
Benzene	ND	10	ug/L	20.00	07/05/2003 11:56	
Toluene	ND	10	ug/L	20.00	07/05/2003 11:56	
Ethylbenzene	ND	10	ug/L	20.00	07/05/2003 11:56	
Total xylenes	ND	20	ug/L	20.00	07/05/2003 11:56	
Methyl tert-butyl ether (MTBE)	ND	100	ug/L	20.00	07/05/2003 11:56	
Surrogates(s)						
1,2-Dichloroethane-d4	93.6	76-130	%	20.00	07/05/2003 11:56	
Toluene-d8	101.4	78-115	%	20.00	07/05/2003 11:56	

Severn Trent Laboratories, Inc.

STL San Francisco * 1220 Quarry Lane, Pleasanton, CA 94566

Tel 925 484 1919 Fax 925 484 1096 * www.stl-inc.com * CA DHS ELAP# 2496

07/07/2003 18:25

Gas/BTEX/MTBE by 8260B (C6-C12)

Blaine Tech Services, Inc.

Attn.: Leon Gearhart

1680 Rogers Avenue
San Jose, CA 95112-1105
Phone: (408) 573-0555 Fax: (408) 573-7771

Project: 030623-RH2
98995752

Received: 06/23/2003 16:30

Site: 540 Hegenberger Road, Oakland

Batch QC Report					
Prep(s): 5030B		Water		Test(s): 8260FAB	
Method Blank				QC Batch # 2003/07/05-1b.65	
MB: 2003/07/05-1b.65-027				Date Extracted: 07/05/2003 10:27	
Compound	Conc.	RL	Unit	Analyzed	Flag
Gasoline	ND	50	ug/L	07/05/2003 10:27	
Methyl tert-butyl ether (MTBE)	ND	5.0	ug/L	07/05/2003 10:27	
Benzene	ND	0.5	ug/L	07/05/2003 10:27	
Toluene	ND	0.5	ug/L	07/05/2003 10:27	
Ethylbenzene	ND	0.5	ug/L	07/05/2003 10:27	
Total xylenes	ND	1.0	ug/L	07/05/2003 10:27	
Surrogates(s)					
1,2-Dichloroethane-d4	87.6	76-130	%	07/05/2003 10:27	
Toluene-d8	98.5	78-115	%	07/05/2003 10:27	

Gas/BTEX/MTBE by 8260B (C6-C12)

Blaine Tech Services, Inc.

Attn.: Leon Gearhart

1680 Rogers Avenue

San Jose, CA 95112-1105

Phone: (408) 573-0555 Fax: (408) 573-7771

Project: 030623-RH2

98995752

Received: 06/23/2003 16:30

Site: 540 Hegenberger Road, Oakland

Batch QC Report		
Prep(s): 5030B		Test(s): 8260FAB
Method Blank	Water	QC Batch # 2003/07/06-1e.62
MB: 2003/07/06-1e.62-054		Date Extracted: 07/06/2003 17:54

Compound	Conc.	RL	Unit	Analyzed	Flag
Gasoline	ND	50	ug/L	07/06/2003 17:54	
Methyl tert-butyl ether (MTBE)	ND	5.0	ug/L	07/06/2003 17:54	
Benzene	ND	0.5	ug/L	07/06/2003 17:54	
Toluene	ND	0.5	ug/L	07/06/2003 17:54	
Ethylbenzene	ND	0.5	ug/L	07/06/2003 17:54	
Total xylenes	ND	1.0	ug/L	07/06/2003 17:54	
Surrogates(s)					
1,2-Dichloroethane-d4	96.0	76-130	%	07/06/2003 17:54	
Toluene-d8	104.5	78-115	%	07/06/2003 17:54	

Gas/BTEX/MTBE by 8260B (C6-C12)

Blaine Tech Services, Inc.

Attn.: Leon Gearhart

1680 Rogers Avenue

San Jose, CA 95112-1105

Phone: (408) 573-0555 Fax: (408) 573-7771

Project: 030623-RH2

98995752

Received: 06/23/2003 16:30

Site: 540 Hegenberger Road, Oakland

Batch QC Report		
Prep(s): 5030B		Test(s): 8260FAB
Method Blank	Water	QC Batch # 2003/07/07-1b.64
MB: 2003/07/07-1b.64-022		Date Extracted: 07/07/2003 10:22

Compound	Conc.	RL	Unit	Analyzed	Flag
Gasoline	ND	50	ug/L	07/07/2003 10:22	
Methyl tert-butyl ether (MTBE)	ND	5.0	ug/L	07/07/2003 10:22	
Benzene	ND	0.5	ug/L	07/07/2003 10:22	
Toluene	ND	0.5	ug/L	07/07/2003 10:22	
Ethylbenzene	ND	0.5	ug/L	07/07/2003 10:22	
Total xylenes	ND	1.0	ug/L	07/07/2003 10:22	
Surrogates(s)					
1,2-Dichloroethane-d4	105.1	76-130	%	07/07/2003 10:22	
Toluene-d8	99.1	78-115	%	07/07/2003 10:22	

Gas/BTEX/MTBE by 8260B (C6-C12)

Blaine Tech Services, Inc.

Attn.: Leon Gearhart

1680 Rogers Avenue

San Jose, CA 95112-1105

Phone: (408) 573-0555 Fax: (408) 573-7771

Project: 030623-RH2

98995752

Received: 06/23/2003 16:30

Site: 540 Hegenberger Road, Oakland

Batch QC Report			
Prep(s): 5030B		Test(s): 8260FAB	
Laboratory Control Spike		Water	
QC Batch # 2003/07/05-1b.65			
LCS	2003/07/05-1b.65-043	Extracted: 07/05/2003	Analyzed: 07/05/2003 09:43
LCSD	2003/07/05-1b.65-005	Extracted: 07/05/2003	Analyzed: 07/05/2003 10:05

Compound	Conc. ug/L		Exp. Conc.	Recovery %		RPD	Ctrl. Limits %		Flags	
	LCS	LCSD		LCS	LCSD		%	Rec.	RPD	LCS
Methyl tert-butyl ether (MTBE)	20.1	19.5	25	80.4	78.0	3.0	65-165	20		
Benzene	23.4	25.9	25	93.6	103.6	10.1	69-129	20		
Toluene	23.3	24.5	25	93.2	98.0	5.0	70-130	20		
Surrogates(s)										
1,2-Dichloroethane-d4	449	440	500	89.8	88.0		76-130			
Toluene-d8	495	498	500	99.0	99.6		78-115			

Severn Trent Laboratories, Inc.

STL San Francisco * 1220 Quarry Lane, Pleasanton, CA 94566

Tel 925 484 1919 Fax 925 484 1096 * www.stl-inc.com * CA DHS ELAP# 2496

07/07/2003 18:25

Gas/BTEX/MTBE by 8260B (C6-C12)

Blaine Tech Services, Inc.

Attn.: Leon Gearhart

1680 Rogers Avenue

San Jose, CA 95112-1105

Phone: (408) 573-0555 Fax: (408) 573-7771

Project: 030623-RH2
98995752

Received: 06/23/2003 16:30

Site: 540 Hegenberger Road, Oakland

Batch QC Report										
Prep(s): 5030B						Test(s): 8260FAB				
Laboratory Control Spike				Water			QC Batch # 2003/07/06-1e.62			
LCS	2003/07/06-1e.62-010			Extracted: 07/06/2003			Analyzed: 07/06/2003 17:10			
LCSD	2003/07/06-1e.62-032			Extracted: 07/06/2003			Analyzed: 07/06/2003 17:32			
Compound	Conc. ug/L		Exp.Conc.	Recovery %		RPD %	Ctrl.Limits %		Flags	
	LCS	LCSD		LCS	LCSD		Rec.	RPD	LCS	LCSD
Methyl tert-butyl ether (MTBE)	26.0	25.6	25	104.0	102.4	1.6	65-165	20		
Benzene	27.3	26.9	25	109.2	107.6	1.5	69-129	20		
Toluene	26.4	27.1	25	105.6	108.4	2.6	70-130	20		
Surrogates(s)										
1,2-Dichloroethane-d4	449	446	500	89.8	89.2		76-130			
Toluene-d8	514	518	500	102.8	103.6		78-115			

Gas/BTEX/MTBE by 8260B (C6-C12)

Blaine Tech Services, Inc.

Attn.: Leon Gearhart

1680 Rogers Avenue
San Jose, CA 95112-1105
Phone: (408) 573-0555 Fax: (408) 573-7771

Project: 030623-RH2
98995752

Received: 06/23/2003 16:30

Site: 540 Hegenberger Road, Oakland

Batch QC Report			
Prep(s): 5030B		Test(s): 8260FAB	
Laboratory Control Spike		Water	
QC Batch # 2003/07/07-1b.64			
LCS	2003/07/07-1b.64-038	Extracted: 07/07/2003	Analyzed: 07/07/2003 09:38
LCSD	2003/07/07-1b.64-000	Extracted: 07/07/2003	Analyzed: 07/07/2003 10:00

Compound	Conc. ug/L		Exp.Conc.	Recovery %		RPD	Ctrl.Limits %		Flags	
	LCS	LCSD		LCS	LCSD		%	Rec.	RPD	LCS
Methyl tert-butyl ether (MTBE)	25.3	28.4	25	101.2	113.6	11.5	65-165	20		
Benzene	25.0	25.4	25	100.0	101.6	1.6	69-129	20		
Toluene	23.7	25.1	25	94.8	100.4	5.7	70-130	20		
Surrogates(s)										
1,2-Dichloroethane-d4	487	521	500	97.4	104.2		76-130			
Toluene-d8	497	513	500	99.4	102.6		78-115			

Severn Trent Laboratories, Inc.

STL San Francisco * 1220 Quarry Lane, Pleasanton, CA 94566

Tel 925 484 1919 Fax 925 484 1096 * www.stl-inc.com * CA DHS ELAP# 2496

07/07/2003 18:25

Gas/BTEX/MTBE by 8260B (C6-C12)

Blaine Tech Services, Inc.

Attn.: Leon Gearhart

1680 Rogers Avenue

San Jose, CA 95112-1105

Phone: (408) 573-0555 Fax: (408) 573-7771

Project: 030623-RH2

98995752

Received: 06/23/2003 16:30

Site: 540 Hegenberger Road, Oakland

Legend and Notes

Analysis Flag

lm

Reporting limits raised due to high level of non-target analyte materials.

o

Reporting limits were raised due to high level of analyte present in the sample.

SHELL Chain Of Custody Record

75404

Lab Identification (if necessary):
 Address:
 City, State, Zip:

Shell Project Manager to be Invoiced:
 Karen Petryna

SCIENCE & ENGINEERING
 TECHNICAL SERVICES
 CRMT HOUSTON

INCIDENT NUMBER (S&E ONLY)
 9 8 9 9 5 7 5 2

DATE: 6/23/03

SAP or CRMT NUMBER (TS/CRMT)
 PAGE: 1 of 1

SAMPLING COMPANY: Blaine Tech Services	LOG CODE: BTSS	SITE ADDRESS (Street and City): 540 Heinenberger Road, Oakland	GLOBAL ID NO: T0600102123
ADDRESS: 1680 Rogers Avenue, San Jose, CA 95112	EDF DELIVERABLE (TS/Instruments Parts or Equipment):	PHONE NO: (510)420-3335	CONSULTANT PROJECT NO: BTS # 20123-PH2
PROJECT CONTACT (Print name or PDF Report ID): Leon Gearhart	EDF DELIVERABLE (TS/Instruments Parts or Equipment):	E-MAIL: ShellOaklandEDF@cambria-env.com	LAB USE ONLY
TELEPHONE: 408-573-0555	FAX: 408-573-7771	E-MAIL: lgearhart@blainetech.com	

Ryan Hanstedt

TURNAROUND TIME (BUSINESS DAYS):
 10 DAYS 5 DAYS 72 HOURS 48 HOURS 24 HOURS LESS THAN 24 HOURS

LA - RWQCB REPORT FORMAT LIST AGENCY

COMS: MTBE CONFIRMATION: HIGHEST _____ HIGHEST per BORING: _____ ALL _____

SPECIAL INSTRUCTIONS OR NOTES: CHECK BOX IF EDD IS NOT NEEDED

REQUESTED ANALYSIS

LAB USE ONLY	Field Sample Identification	SAMPLING		MATRIX	NO. OF CONT.	TPH - Gas, Purgeable	BTEX	MTBE (2260B) - 0.5 gal (RU)	MTBE (2260B) - 0.5 gal (RU)	Oxygenates (O) by (2260B)	Ethanol (2260B)	Methanol	1,2-DCA (2260B)	EDB (2260B)	TPH - Diesel, Extractable (80-150)
		DATE	TIME												
	MW-1	6/23/03	1300	BW	7	X	X	X							
	MW-2		1250			X	X	X							
	MW-3		1029			X	X	X							
	MW-4		1049			X	X	X							
	MW-5		1010			X	X	X							
	BW-A		1232			X	X	X							
	BW-B		1015			X	X	X							
	BW-C		1203			X	X	X							
	BW-D		1145			X	X	X							

FIELD NOTES:
 Container/Preservative
 or PID Readings
 or Laboratory Notes

3.5°C

TEMPERATURE ON RECEIPT °C

Requested by: (Signature) <i>[Signature]</i>	Requested by: (Signature) <i>[Signature]</i>	Date: 06-23-03	Time: 1630
Requested by: (Signature) <i>[Signature]</i>	Requested by: (Signature) <i>[Signature]</i>	Date: 06-23-03	Time: 1730
Requested by: (Signature) <i>[Signature]</i>	Requested by: (Signature) <i>[Signature]</i>	Date: 6/23/03	Time: 1730

WELL GAUGING DATA

Project # 030623-R12 Date 6/23/05 Client Shell

Site 540 Hegenberger Rd, Oakland

Well ID	Well Size (in.)	Sheen / Odor	Depth to Immiscible Liquid (ft.)	Thickness of Immiscible Liquid (ft.)	Volume of Immiscibles Removed (ml)	Depth to water (ft.)	Depth to well bottom (ft.)	Survey Point: TOB or TOC	
MW-1	2	Bottom stuck in lid, no gauge				9.02	—	↓	Ext
MW-2	2					8.72	19.90		
MW-3	2	Water level below top of pump				13.80	—		Ext
MW-4	4					8.18	18.49		
MW-5	4					16.70	—		Ext
BW-A	12					10.27	12.68		
BW-B	4					9.95	—		Ext
BW-C	4 4					11.48	12.90		
BW-D	12					10.25	12.25		

SHELL WELL MONITORING DATA SHEET

BTS #: 030623-PH2	Site: 540 Heppenberger Rd, Oakland
Sampler: Ryan H	Date: 6/23/03
Well I.D.: mw-1	Well Diameter: <u>2</u> 3 4 6 8
Total Well Depth (TD): _____	Depth to Water (DTW): 4.02
Depth to Free Product: _____	Thickness of Free Product (feet): _____
Referenced to: <u>PVC</u> Grade	D.O. Meter (if req'd): YSI HACH
DTW with 80% Recharge [(Height of Water Column x 0.20) + DTW]: _____	

Purge Method: Bailer / Disposable Bailer / Middleburg / Electric Submersible

Wellera / Peristaltic / Extraction Pump / Other _____

Sampling Method: Bailer / Disposable Bailer / Extraction Port / Dedicated Tubing

Other: _____

$\frac{\text{Case Volume (Gals.)} \times \text{Ext}}{\text{Specified Volumes}} = \frac{\text{Calculated Volume}}{\text{Gals.}}$	<table border="1" style="width: 100%; border-collapse: collapse;"> <tr> <th>Well Diameter</th> <th>Multiplier</th> <th>Well Diameter</th> <th>Multiplier</th> </tr> <tr> <td>1"</td> <td>0.04</td> <td>4"</td> <td>0.65</td> </tr> <tr> <td>2"</td> <td>0.16</td> <td>6"</td> <td>1.47</td> </tr> <tr> <td>3"</td> <td>0.37</td> <td>Other</td> <td>radius² * 0.163</td> </tr> </table>	Well Diameter	Multiplier	Well Diameter	Multiplier	1"	0.04	4"	0.65	2"	0.16	6"	1.47	3"	0.37	Other	radius ² * 0.163
Well Diameter	Multiplier	Well Diameter	Multiplier														
1"	0.04	4"	0.65														
2"	0.16	6"	1.47														
3"	0.37	Other	radius ² * 0.163														

Time	Temp (°F)	pH	Cond. (mS or µS)	Turbidity (NTUs)	Gals. Removed	Observations
1300	72.4	7.3	10.53	65	0	clear, some orange flakes

Did well dewater? Yes No Gallons actually evacuated: 0

Sampling Date: 6/23/03 Sampling Time: 1300 Depth to Water: _____

Sample I.D.: mw-1 Laboratory: STL Other _____

Analyzed for: TPH-G BTEX MTBE TPH-D Other: _____

EB I.D. (if applicable): _____ @ _____ Time Duplicate I.D. (if applicable): _____

Analyzed for: TPH-G BTEX MTBE TPH-D Other: _____

D.O. (if req'd):	Pre-purge:	mg/L	Post-purge:	mg/L
O.R.P. (if req'd):	Pre-purge:	mV	Post-purge:	mV

SHELL WELL MONITORING DATA SHEET

BTS #: 030623-RH2	Site: 540 Hegenberger Rd, Oakland
Sampler: Ryan H	Date: 6/23/03
Well I.D.: mw-2	Well Diameter: <u>2</u> 3 4 6 8
Total Well Depth (TD): 19.90	Depth to Water (DTW): 8.72
Depth to Free Product:	Thickness of Free Product (feet):
Referenced to: <u>PVC</u> Grade	D.O. Meter (if req'd): YSI HACH
DTW with 80% Recharge [(Height of Water Column x 0.20) + DTW]: 10.96	

Purge Method: Bailer Water Sampling Method: Bailer
 Disposable Bailer Peristaltic Disposable Bailer
 Middleburg Extraction Pump Extraction Port
 Electric Submersible Other _____ Dedicated Tubing
 Other: _____

<u>1.75</u> (Gals.) X <u>3</u> = <u>5.25</u> Gals.		
1 Case Volume	Specified Volumes	Calculated Volume

Well Diameter	Multiplier	Well Diameter	Multiplier
1"	0.04	4"	0.65
2"	0.16	6"	1.47
3"	0.37	Other	radius ² * 0.163

Time	Temp (°F)	pH	Cond. (mS or <u>µS</u>)	Turbidity (NTUs)	Gals. Removed	Observations
1236 1236	72.0 69.1	7.3	1115	167	1.75	turbid
1238	69.1	7.3	1275	>200	3.5	clearly
1240 1240	69.2	7.3	1392	>200	5.25	"

Did well dewater? Yes No Gallons actually evacuated: 5.25

Sampling Date: 6/23/03 Sampling Time: 1250 Depth to Water: 10.90

Sample I.D.: mw-2 Laboratory: STL Other _____

Analyzed for: TPH-G BTEX MTBE TPH-D Other: _____

EB I.D. (if applicable): _____ @ _____ Time Duplicate I.D. (if applicable): _____

Analyzed for: TPH-G BTEX MTBE TPH-D Other: _____

D.O. (if req'd):	Pre-purge:	mg/L	Post-purge:	mg/L
O.R.P. (if req'd):	Pre-purge:	mV	Post-purge:	mV

SHELL WELL MONITORING DATA SHEET

BTS #: 030623-RH2	Site: 540 Hejemburger Rd, Oakland
Sampler: Ryan H	Date: 6/23/03
Well I.D.: mw-3	Well Diameter: <input checked="" type="radio"/> 2 <input type="radio"/> 3 <input checked="" type="radio"/> 4 <input type="radio"/> 6 <input type="radio"/> 8
Total Well Depth (TD): _____	Depth to Water (DTW): top of pump 13.80
Depth to Free Product: _____	Thickness of Free Product (feet): _____
Referenced to: <input checked="" type="radio"/> PVC <input type="radio"/> Grade	D.O. Meter (if req'd): YSI <input type="radio"/> HACH
DTW with 80% Recharge [(Height of Water Column x 0.20) + DTW]: _____	

Purge Method: <input checked="" type="checkbox"/> Bailer <input type="checkbox"/> Disposable Bailer <input type="checkbox"/> Middleburg <input type="checkbox"/> Electric Submersible	<input checked="" type="checkbox"/> Water <input type="checkbox"/> Peristaltic <input type="checkbox"/> Extraction Pump <input type="checkbox"/> Other _____	Sampling Method: <input checked="" type="checkbox"/> Bailer <input type="checkbox"/> Disposable Bailer <input checked="" type="checkbox"/> Extraction Port <input type="checkbox"/> Dedicated Tubing Other: _____
------------------------------------------------------------------------------------------------------------------------------------------------------------------------------------------------	-----------------------------------------------------------------------------------------------------------------------------------------------------------------------	-------------------------------------------------------------------------------------------------------------------------------------------------------------------------------------------------------------------------------

_____ (Gals.) X <u>Ext</u> = <u>0</u> Gals. I Case Volume Specified Volumes Calculated Volume	<table border="1" style="width: 100%; border-collapse: collapse;"> <tr> <th>Well Diameter</th> <th>Multiplier</th> <th>Well Diameter</th> <th>Multiplier</th> </tr> <tr> <td>1"</td> <td>0.04</td> <td>4"</td> <td>0.65</td> </tr> <tr> <td>2"</td> <td>0.16</td> <td>6"</td> <td>1.47</td> </tr> <tr> <td>3"</td> <td>0.37</td> <td>Other</td> <td>radius² * 0.163</td> </tr> </table>	Well Diameter	Multiplier	Well Diameter	Multiplier	1"	0.04	4"	0.65	2"	0.16	6"	1.47	3"	0.37	Other	radius ² * 0.163
Well Diameter	Multiplier	Well Diameter	Multiplier														
1"	0.04	4"	0.65														
2"	0.16	6"	1.47														
3"	0.37	Other	radius ² * 0.163														

Time	Temp (°F)	pH	Cond. (mS or µS)	Turbidity (NTUs)	Gals. Removed	Observations
1025	70.6	7.4	10.23	2	0	clear

Did well dewater? Yes No Gallons actually evacuated: 0

Sampling Date: 6/23/03 Sampling Time: 1025 Depth to Water: _____

Sample I.D.: mw-3 Laboratory: STL Other _____

Analyzed for: TPH-G BTEX MTBE TPH-D Other: _____

EB I.D. (if applicable): _____ @ _____ Time Duplicate I.D. (if applicable): _____

Analyzed for: TPH-G BTEX MTBE TPH-D Other: _____

D.O. (if req'd):	Pre-purge:	mg/L	Post-purge:	mg/L
O.R.P. (if req'd):	Pre-purge:	mV	Post-purge:	mV

SHELL WELL MONITORING DATA SHEET

BTS #: 030623-PHZ	Site: 540 Hejemberger Rd, Oakland
Sampler: Ryan H	Date: 6/23/03
Well I.D.: mw-4	Well Diameter: 2 3 <u>4</u> 6 8
Total Well Depth (TD): 10.45	Depth to Water (DTW): 8.18
Depth to Free Product:	Thickness of Free Product (feet):
Referenced to: <u>PVC</u> Grade	D.O. Meter (if req'd): YSI HACH
DTW with 80% Recharge [(Height of Water Column x 0.20) + DTW]: 10.23	

Purge Method: Bailer Disposable Bailer Middleburg <u>Electric Submersible</u>	Waterra Peristaltic Extraction Pump Other:	Sampling Method: <u>Bailer</u> Disposable Bailer Extraction Port Dedicated Tubing Other:
----------------------------------------------------------------------------------------	-----------------------------------------------------	------------------------------------------------------------------------------------------------------

$\frac{6.7 \text{ (Gals.)} \times 3}{\text{Specified Volumes}} = \frac{20.1 \text{ Gals.}}{\text{Calculated Volume}}$	<table border="1" style="width: 100%; border-collapse: collapse;"> <thead> <tr> <th>Well Diameter</th> <th>Multiplier</th> <th>Well Diameter</th> <th>Multiplier</th> </tr> </thead> <tbody> <tr> <td>1"</td> <td>0.04</td> <td>4"</td> <td>0.65</td> </tr> <tr> <td>2"</td> <td>0.16</td> <td>6"</td> <td>1.47</td> </tr> <tr> <td>3"</td> <td>0.37</td> <td>Other</td> <td>radius² * 0.163</td> </tr> </tbody> </table>	Well Diameter	Multiplier	Well Diameter	Multiplier	1"	0.04	4"	0.65	2"	0.16	6"	1.47	3"	0.37	Other	radius ² * 0.163
Well Diameter	Multiplier	Well Diameter	Multiplier														
1"	0.04	4"	0.65														
2"	0.16	6"	1.47														
3"	0.37	Other	radius ² * 0.163														

Time	Temp (°F)	pH	Cond. (mS or <u>µS</u>)	Turbidity (NTUs)	Gals. Removed	Observations
1041	66.2	7.3	5420	177	6.7	Flushed
1042	66.6	7.4	5132	149	12.4	"
1044	66.5	7.4	4991	98	20.1	"

Did well dewater? Yes No Gallons actually evacuated: 20.1

Sampling Date: 6/23/03 Sampling Time: 1044 Depth to Water: 10.17 DTW

Sample I.D.: mw-4 Laboratory: STL Other: _____

Analyzed for: TPH-G BTEX MTBE TPH-D Other: _____

EB I.D. (if applicable): _____ @ _____ Time Duplicate I.D. (if applicable): _____

Analyzed for: TPH-G BTEX MTBE TPH-D Other: _____

D.O. (if req'd):	Pre-purge:	mg/L	Post-purge:	mg/L
O.R.P. (if req'd):	Pre-purge:	mV	Post-purge:	mV

SHELL WELL MONITORING DATA SHEET

BTS #: 030623-RH2	Site: 540 Hejzenbergo Rd Oakland
Sampler: Ryan H	Date: 6/23/03
Well I.D.: mw-5	Well Diameter: 2 3 <u>4</u> 6 8
Total Well Depth (TD): _____	Depth to Water (DTW): Approx 16.70
Depth to Free Product: _____	Thickness of Free Product (feet): _____
Referenced to: <u>PVC</u> Grade	D.O. Meter (if req'd): YSI HACH
DTW with 80% Recharge [(Height of Water Column x 0.20) + DTW]: _____	

Purge Method: Bailer Disposable Bailer Middleburg Electric/Submersible	Water: Peristaltic Extraction Pump Other: _____	Sampling Method: Bailer Disposable Bailer Extraction Port Dedicated Tubing Other: _____
-----------------------------------------------------------------------------------------------------------------------------	-----------------------------------------------------------------------------	--------------------------------------------------------------------------------------------------------------------------------------

_____ (Gals.) X <u>Ext</u> = _____ Gals. 1 Case Volume Specified Volumes Calculated Volume	<table border="1" style="width: 100%; border-collapse: collapse;"> <thead> <tr> <th>Well Diameter</th> <th>Multiplier</th> <th>Well Diameter</th> <th>Multiplier</th> </tr> </thead> <tbody> <tr> <td>1"</td> <td>0.04</td> <td>4"</td> <td>0.65</td> </tr> <tr> <td>2"</td> <td>0.16</td> <td>6"</td> <td>1.47</td> </tr> <tr> <td>3"</td> <td>0.37</td> <td>Other</td> <td>radius² * 0.163</td> </tr> </tbody> </table>	Well Diameter	Multiplier	Well Diameter	Multiplier	1"	0.04	4"	0.65	2"	0.16	6"	1.47	3"	0.37	Other	radius ² * 0.163
Well Diameter	Multiplier	Well Diameter	Multiplier														
1"	0.04	4"	0.65														
2"	0.16	6"	1.47														
3"	0.37	Other	radius ² * 0.163														

Time	Temp (°F)	pH	Cond. (mS or µS)	Turbidity (NTUs)	Gals. Removed	Observations
1010	73.5	7.0	17.3	28	0	Clear

Did well dewater? Yes ~~No~~ Gallons actually evacuated: 0

Sampling Date: 6/23/03 Sampling Time: 1010 Depth to Water: _____

Sample I.D.: mw-5 Laboratory: STL Other: _____

Analyzed for: TPH-G BTEX MTBE TPH-D Other: _____

EB I.D. (if applicable): _____ Duplicate I.D. (if applicable): _____

Analyzed for: TPH-G BTEX MTBE TPH-D Other: _____

D.O. (if req'd):	Pre-purge:	mg/L	Post-purge:	mg/L
O.R.P. (if req'd):	Pre-purge:	mV	Post-purge:	mV

SHELL WELL MONITORING DATA SHEET

BTS #: 030623-PHZ	Site: 540 Heppenberger Rd, Oakland
Sampler: Ryan H	Date: 6/23/03
Well I.D.: BW-B	Well Diameter: 2 3 <u>4</u> 6 8
Total Well Depth (TD): _____	Depth to Water (DTW): 9.95
Depth to Free Product: _____	Thickness of Free Product (feet): _____
Referenced to: <u>PVC</u> Grade	D.O. Meter (if req'd): YSI HACH
DTW with 80% Recharge [(Height of Water Column x 0.20) + DTW]: _____	

Purge Method: Bailer / Disposable Bailer / Middleburg / Electric Submersible / Wterra / Peristaltic / Extraction Pump / Other _____

Sampling Method: Bailer / Disposable Bailer / Extraction Port / Dedicated Tubing / Other: _____

_____ (Gals.) X <u>Ext</u> = _____ Gals. 1 Case Volume Specified Volumes Calculated Volume	<table border="1" style="width: 100%; border-collapse: collapse;"> <thead> <tr> <th>Well Diameter</th> <th>Multiplier</th> <th>Well Diameter</th> <th>Multiplier</th> </tr> </thead> <tbody> <tr> <td>1"</td> <td>0.04</td> <td>4"</td> <td>0.65</td> </tr> <tr> <td>2"</td> <td>0.16</td> <td>6"</td> <td>1.47</td> </tr> <tr> <td>3"</td> <td>0.37</td> <td>Other</td> <td>radius² * 0.163</td> </tr> </tbody> </table>	Well Diameter	Multiplier	Well Diameter	Multiplier	1"	0.04	4"	0.65	2"	0.16	6"	1.47	3"	0.37	Other	radius ² * 0.163
Well Diameter	Multiplier	Well Diameter	Multiplier														
1"	0.04	4"	0.65														
2"	0.16	6"	1.47														
3"	0.37	Other	radius ² * 0.163														

Time	Temp (°F)	pH	Cond. (mS or <u>µS</u>)	Turbidity (NTUs)	Gals. Removed	Observations
1015	70.6	7.0	1205	48	<u>0</u>	<u>None</u>

Did well dewater? Yes No Gallons actually evacuated: 0

Sampling Date: 6/23/03 Sampling Time: 1015 Depth to Water: _____

Sample I.D.: BW-B Laboratory: STL Other: _____

Analyzed for: TPH-G BTEX MTBE TPH-D Other: _____

EB I.D. (if applicable): _____ @ _____ Time Duplicate I.D. (if applicable): _____

Analyzed for: TPH-G BTEX MTBE TPH-D Other: _____

D.O. (if req'd):	Pre-purge:	mg/L	Post-purge:	mg/L
O.R.P. (if req'd):	Pre-purge:	mV	Post-purge:	mV

SHELL WELL MONITORING DATA SHEET

BTS #: 030623-RHZ	Site: 540 Hejensburg Rd, Oakland
Sampler: Ryan H	Date: 6/23/03
Well I.D.: BW-C	Well Diameter: 2 3 <u>4</u> 6 8
Total Well Depth (TD): 12.40	Depth to Water (DTW): 11.48
Depth to Free Product:	Thickness of Free Product (feet):
Referenced to: <u>PVC</u> Grade	D.O. Meter (if req'd): YSI HACH
DTW with 80% Recharge [(Height of Water Column x 0.20) + DTW]: 11.76	

Purge Method: Bailer Water: _____ Sampling Method: Bailer
~~Disposable Bailer~~ Peristaltic Disposable Bailer
 Middleburg Extraction Pump Extraction Port
~~Electric Submersible~~ Other _____ Dedicated Tubing
 Other: _____

0.9 (Gals.) X	3	= 2.7 Gals.
I Case Volume	Specified Volumes	Calculated Volume

Well Diameter	Multiplier	Well Diameter	Multiplier
1"	0.04	4"	0.65
2"	0.16	6"	1.47
3"	0.37	Other	radius ² * 0.163

Time	Temp (°F)	pH	Cond. (mS or μ S)	Turbidity (NTUs)	Gals. Removed	Observations
1152	71.7	7.0	1011	66	1.0	fu. brief
1155	71.5	6.9	1017	64	2.0	"
1158	71.4	6.9	1015	31	3.0	clear

Did well dewater? Yes No Gallons actually evacuated: 3.0

Sampling Date: 6/23/03 Sampling Time: 1203 Depth to Water: 11.50

Sample I.D.: BW-C Laboratory: STL Other _____

Analyzed for: TPH-G BTEX MTBE TPH-D Other: _____

EB I.D. (if applicable): _____ @ _____ Time Duplicate I.D. (if applicable): _____

Analyzed for: TPH-G BTEX MTBE TPH-D Other: _____

D.O. (if req'd):	Pre-purge:	mg/L	Post-purge:	mg/L
O.R.P. (if req'd):	Pre-purge:	mV	Post-purge:	mV

ATTACHMENT B
Arco Groundwater Data

Table 1
Groundwater Elevation and Analytical Data

ARCO Service Station #4494
566 Hegenberger Road
Oakland, California

Well Number	Date Sampled	Top of Riser Elevation (ft)	Depth to Groundwater (ft)	Groundwater Elevation (ft)	TPH as Gasoline (µg/L)	Benzene (µg/L)	Toluene (µg/L)	Ethyl-benzene (µg/L)	Total Xylenes (µg/L)	MTBE (µg/L)	Dissolved Oxygen (mg/L)
MW-1	06/20/00	106.10	7.02	99.08	ND<1,000	ND<10	ND<10	ND<10	ND<20	14,000/15,000 ^a	NA
	09/28/00		7.07	99.03	ND<500	ND<5.0	ND<5.0	ND<5.0	ND<5.0	13000/18,800 ^a	NA
	12/17/00		6.95	99.15	ND<50	ND<0.5	ND<0.5	ND<0.5	ND<0.5	10,600	NA
	03/28/01		6.88	99.22	ND<500	ND<5.0	ND<5.0	ND<5.0	ND<5.0	16,900	NA
	06/21/01		7.18	98.92	ND<1,000	ND<10	ND<10	ND<10	ND<10	3,400	NA
	09/23/01		7.11	98.99	ND<1,000	ND<10	ND<10	ND<10	ND<10	2200/1800 ^a	NA
	12/31/01		6.91	99.19	ND<5,000	ND<50	ND<50	ND<50	ND<50	14,000	NA
	03/14/02		6.85	99.25	ND<5,000	ND<50	ND<50	ND<50	ND<50	6,200	NA
	04/17/02		5.89	100.21	ND<5,000	ND<50	ND<50	ND<50	ND<50	4,500	NA
	08/08/02		7.19	98.91	230 ^b	ND<2.0	ND<2.0	ND<2.0	ND<2.0	660/440 ^a	4.5
	12/12/02		7.28	98.82	630 ^d	ND<5.0	ND<5.0	ND<5.0	ND<5.0	1300/830 ^a	1.9
	03/20/03 ^e		6.91	99.19	1,100	ND<5.0	ND<5.0	ND<5.0	ND<5.0	780	2.2
	06/23/03			7.61	98.49	530	ND<5.0	ND<5.0	ND<5.0	ND<5.0	260
MW-3	06/20/00	106.29	9.18	97.11	ND<50	ND<0.5	ND<0.5	ND<0.5	ND<1.0	27/27 ^a	NA
	09/28/00		9.33	96.96	ND<50	ND<0.5	ND<0.5	ND<0.5	ND<1.0	4.3/ND<2.0 ^a	NA
	12/17/00		9.31	96.98	ND<50	ND<0.5	ND<0.5	ND<0.5	ND<0.5	ND<2.5	NA
	03/28/01		9.23	97.06	ND<50	ND<0.5	ND<0.5	ND<0.5	ND<0.5	7.42	NA
	06/21/01		9.58	96.71	ND<50	ND<0.5	ND<0.5	ND<0.5	ND<0.5	ND<2.5	NA
	09/23/01		9.76	96.53	ND<50	ND<0.5	ND<0.5	ND<0.5	ND<0.5	ND<2.5	NA
	12/31/01		8.78	97.51	ND<50	ND<0.5	ND<0.5	ND<0.5	ND<0.5	ND<2.5	NA
	03/14/02		9.25	97.04	ND<50	ND<0.5	ND<0.5	ND<0.5	ND<0.5	4	NA
	04/17/02		8.44	97.85	ND<50	ND<0.5	ND<0.5	ND<0.5	ND<0.5	ND<2.5	NA
	08/08/02		9.63	96.66	ND<50	ND<0.5	ND<0.5	ND<0.5	ND<0.5	ND<2.5	2.6
	12/12/02		9.51	96.78	ND<50 ^d	ND<0.5	ND<0.5	ND<0.5	ND<0.5	ND<2.5	3.0
	03/20/03 ^e		9.40	96.89	ND<50	ND<0.50	ND<0.50	ND<0.50	ND<0.50	6.1	1.2
	06/23/03			9.36	96.93	ND<50	ND<0.50	ND<0.50	ND<0.50	ND<0.50	5.2

Table 1
Groundwater Elevation and Analytical Data

ARCO Service Station #4494
566 Hegenberger Road
Oakland, California

Well Number	Date Sampled	Top of Riser Elevation (ft)	Depth to Groundwater (ft)	Groundwater Elevation (ft)	TPH as Gasoline (µg/L)	Benzene (µg/L)	Toluene (µg/L)	Ethyl-benzene (µg/L)	Total Xylenes (µg/L)	MTBE (µg/L)	Dissolved Oxygen (mg/L)	
MW-4	06/20/00	107.40	8.49	98.91	ND<50	ND<0.5	ND<0.5	ND<0.5	ND<1.0	ND<10	NA	
	09/28/00		8.70	98.70	ND<50	ND<0.5	ND<0.5	ND<0.5	ND<1.0	ND<2.5	NA	
	12/17/00		8.53	98.87	ND<50	ND<0.5	ND<0.5	ND<0.5	ND<0.5	ND<2.5	NA	
	03/28/01		8.59	98.81	ND<50	ND<0.5	ND<0.5	ND<0.5	ND<0.5	ND<2.5	NA	
	06/21/01		8.79	98.61	ND<50	ND<0.5	ND<0.5	ND<0.5	ND<0.5	ND<2.5	NA	
	09/23/01		8.67	98.73	ND<50	ND<0.5	ND<0.5	ND<0.5	ND<0.5	ND<2.5	NA	
	12/31/01		8.03	99.37	ND<50	ND<0.5	ND<0.5	ND<0.5	ND<0.5	ND<2.5	NA	
	03/14/02		8.48	98.92	ND<50	ND<0.5	ND<0.5	ND<0.5	ND<0.5	ND<2.5	NA	
	04/17/02		7.79	99.61	ND<50	ND<0.5	ND<0.5	ND<0.5	ND<0.5	5.6	NA	
	08/08/02		8.90	98.50	ND<50	ND<0.5	ND<0.5	ND<0.5	ND<0.5	ND<2.5	4.5	
	12/12/02		9.07	98.33	ND<50 ^d	ND<0.5	ND<0.5	ND<0.5	ND<0.5	ND<2.5	5.6	
	03/20/03 ^e		8.85	98.55	ND<50	ND<0.50	ND<0.50	ND<0.50	ND<0.50	0.50	ND<0.50	4.8
	06/23/03		9.26	98.14	ND<50	ND<0.50	ND<0.50	ND<0.50	ND<0.50	ND<0.50	ND<0.50	6.3
MW-5	06/20/00	105.19	7.65	97.54	ND<50	ND<0.5	ND<0.5	ND<0.5	ND<1.0	ND<10	NA	
	09/28/00		6.82	98.37	ND<50	ND<0.5	ND<0.5	ND<0.5	ND<1.0	ND<2.5	NA	
	12/17/00		6.50	98.69	ND<50	ND<0.5	ND<0.5	ND<0.5	ND<0.5	ND<2.5	NA	
	03/28/01		6.34	98.85	ND<50	ND<0.5	ND<0.5	ND<0.5	ND<0.5	ND<2.5	NA	
	06/21/01		7.88	97.31	ND<50	ND<0.5	ND<0.5	ND<0.5	ND<0.5	ND<2.5	NA	
	09/23/01		6.98	98.21	ND<50	ND<0.5	ND<0.5	ND<0.5	ND<0.5	ND<2.5	NA	
	12/31/01		5.01	100.18	ND<50	ND<0.5	ND<0.5	ND<0.5	ND<0.5	ND<2.5	NA	
	03/14/02		5.93	99.26	ND<50	ND<0.5	ND<0.5	ND<0.5	ND<0.5	ND<2.5	NA	
	04/17/02		5.37	99.82	ND<50	ND<0.5	ND<0.5	ND<0.5	ND<0.5	8.5	NA	
	08/08/02		6.85	98.34	ND<50 ^b	ND<0.5	ND<0.5	ND<0.5	ND<0.5	ND<2.5	0.7	
	12/12/02		6.53	98.66	ND<50 ^d	2.2	4.7	1.3	6.8	ND<2.5	1.3	
	03/20/03 ^e		6.40	98.79	ND<50	ND<0.50	ND<0.50	ND<0.50	ND<0.50	ND<0.50	ND<0.50	2.7
	06/23/03		6.72	98.47	ND<50	ND<0.50	ND<0.50	ND<0.50	ND<0.50	ND<0.50	ND<0.50	1.3

Table 1
Groundwater Elevation and Analytical Data

ARCO Service Station #4494
566 Hegenberger Road
Oakland, California

Well Number	Date Sampled	Top of Riser Elevation (ft)	Depth to Groundwater (ft)	Groundwater Elevation (ft)	TPH as Gasoline (µg/L)	Benzene (µg/L)	Toluene (µg/L)	Ethyl-benzene (µg/L)	Total Xylenes (µg/L)	MTBE (µg/L)	Dissolved Oxygen (mg/L)	
MW-6	06/20/00	105.07	6.24	98.83	ND<50	ND<0.5	ND<0.5	ND<0.5	ND<1.0	ND<10	NA	
	09/28/00		6.45	98.62	ND<50	ND<0.5	ND<0.5	ND<0.5	ND<1.0	ND<2.5	NA	
	12/17/00		6.26	98.81	ND<50	ND<0.5	ND<0.5	ND<0.5	ND<0.5	ND<2.5	NA	
	03/28/01		6.10	98.97	ND<50	ND<0.5	ND<0.5	ND<0.5	ND<0.5	ND<2.5	NA	
	06/21/01		7.68	97.39	ND<50	ND<0.5	ND<0.5	ND<0.5	ND<0.5	ND<2.5	NA	
	09/23/01		6.72	98.35	ND<50	ND<0.5	ND<0.5	ND<0.5	ND<0.5	ND<2.5	NA	
	12/23/01		4.68	100.39	ND<50	ND<0.5	ND<0.5	ND<0.5	ND<0.5	ND<2.5	NA	
	03/14/02		5.55	99.52	ND<50	ND<0.5	ND<0.5	ND<0.5	ND<0.5	ND<2.5	NA	
	04/17/02		4.96	100.11	ND<50	ND<0.5	ND<0.5	ND<0.5	ND<0.5	7	NA	
	08/08/02		6.46	98.61	ND<50	ND<0.5	ND<0.5	ND<0.5	ND<0.5	ND<2.5	0.7	
	12/12/02		6.18	98.89	65 ^d	3.3	8.4	2.7	14	ND<2.5	1.1	
	03/20/03 ^e		6.18	98.89	ND<50	ND<0.50	ND<0.50	ND<0.50	ND<0.50	ND<0.50	ND<0.50	2.2
06/23/03			6.15	98.92	ND<50	ND<0.50	ND<0.50	ND<0.50	ND<0.50	ND<0.50	2.0	
MW-7	06/20/00	105.52	8.65	96.87	ND<50	ND<0.5	ND<0.5	ND<0.5	ND<1.0	13/13 ^a	NA	
	09/28/00		8.75	96.77	ND<50	ND<0.5	ND<0.5	ND<0.5	ND<1.0	136/261 ^a	NA	
	12/17/00		8.62	96.90	ND<50	ND<0.5	ND<0.5	ND<0.5	ND<0.5	27.1	NA	
	03/28/01		8.66	96.86	ND<50	ND<0.5	ND<0.5	ND<0.5	ND<0.5	51.5	NA	
	06/21/01		8.84	96.68	ND<50	ND<0.5	ND<0.5	ND<0.5	ND<0.5	53	NA	
	09/23/01		8.75	96.77	ND<50	ND<0.5	ND<0.5	ND<0.5	ND<0.5	35/21 ^a	NA	
	12/23/01		7.79	97.73	ND<50	ND<0.5	ND<0.5	ND<0.5	ND<0.5	440	NA	
	03/14/02		8.30	97.22	ND<50	ND<0.5	ND<0.5	ND<0.5	ND<0.5	18	NA	
	04/17/02		7.43	98.09	ND<50	ND<0.5	ND<0.5	ND<0.5	ND<0.5	67	NA	
	08/08/02		8.61	96.91	55 ^b	ND<0.5	ND<0.5	ND<0.5	ND<0.5	130/100 ^a	1.1	
	12/12/02		**	8.55	NC	75 ^d	ND<0.5	ND<0.5	ND<0.5	ND<0.5	160/130 ^a	1.2
	03/20/03 ^e			8.38	NC	ND<50	ND<0.50	ND<0.50	ND<0.50	ND<0.50	32	2.2
	06/23/03			8.37	NC	ND<50	ND<0.50	ND<0.50	ND<0.50	ND<0.50	14	0.8

Table 1
Groundwater Elevation and Analytical Data

ARCO Service Station #4494
566 Hegenberger Road
Oakland, California

Well Number	Date Sampled	Top of Riser Elevation (ft)	Depth to Groundwater (ft)	Groundwater Elevation (ft)	TPH as Gasoline (µg/L)	Benzene (µg/L)	Toluene (µg/L)	Ethyl-benzene (µg/L)	Total Xylenes (µg/L)	MTBE (µg/L)	Dissolved Oxygen (mg/L)
RW-1	06/20/00	NE	8.21	NC	ND<50	ND<0.5	1.1	ND<0.5	ND<1.0	ND<10	NA
	09/28/00		8.28	NC	ND<50	ND<0.5	ND<0.5	ND<0.5	ND<1.0	ND<2.5	NA
	12/17/00		8.29	NC	ND<50	ND<0.5	ND<0.5	ND<0.5	ND<0.5	ND<2.5	NA
	03/28/01		8.16	NC	ND<50	ND<0.5	ND<0.5	ND<0.5	ND<0.5	ND<2.5	NA
	06/21/01		9.37	NC	160	5.1	ND<0.5	1.1	3.2	ND<2.5	NA
	09/23/01		8.75	NC	57	ND<0.5	ND<0.5	ND<0.5	ND<0.5	ND<2.5	NA
	12/31/01		6.80	NC	520	3.1	ND<0.5	6.4	4.7	ND<2.5	NA
	03/14/02		7.86	NC	240	3.7	ND<0.5	0.7	2.8	ND<2.5	NA
	04/17/02		7.13	NC	ND<50	ND<0.5	1.6	ND<0.5	0.72	ND<2.5	NA
	08/08/02		8.48	NC	ND<50	ND<0.5	ND<0.5	ND<0.5	ND<0.5	3.7/ND<0.5 ^{4c}	1.1
	12/12/02		8.63	NC	ND<50	ND<0.5	ND<0.5	ND<0.5	ND<0.5	ND<2.5	1.9
	03/20/03 ^e		8.08	NC	ND<50	ND<0.50	ND<0.50	ND<0.50	ND<0.50	ND<0.50	1.9
	06/23/03		8.28	NC	ND<50	ND<0.50	ND<0.50	ND<0.50	ND<0.50	ND<0.50	1.1

- TPH = Total Petroleum Hydrocarbons analyzed by EPA Method 8015M. (prior to 3/20/03)
- MTBE = Methyl tertiary butyl ether analyzed by EPA Method 8021B unless otherwise noted. (prior to 3/20/03)
- µg/L = Micrograms per liter
- mg/L = Milligrams per liter
- NC = Not calculated
- NE = Not surveyed/No elevation
- ND< = Not detected at or above specified laboratory detection limit.
- a = Analyzed by EPA Method 8260
- b = Hydrocarbon pattern is present in the requested fuel quantitation range but does not resemble the pattern of the requested fuel.
- c = This sample was analyzed beyond the EPA recommended holding time. The results may still be useful for their intended purpose.
- d = Analyzed by EPA Method 8215B/8021B for Gasoline Range Organics
- e = TPH-g, BTEX, and MTBE analyzed by EPA method 8260B beginning on 2003 sampling event (03/20/03)
- ** = Top of casing was found shattered on December 12, 2002. Top of Casing (TOC) unknown.

Source: The data within this table collected prior to August 2002 was provided to URS by Group Environmental Management Company and their previous consultants. URS has not verified the accuracy of this information.

Table 2
Groundwater Flow Direction and Gradient

ARCO Service Station #4494
566 Hegenberger Road
Oakland, California

Date Measured	Average Flow Direction	Average Hydraulic Gradient
06/20/00	North-Northeast	0.015
09/28/00	North	0.018
12/17/00	North-Northwest	0.013
03/28/01	Northwest	0.011
06/21/01	North	0.017
09/23/01	North	0.020
12/31/01	North-Northwest	0.023
03/14/02	North-Northwest	0.017
04/14/02	Northwest	0.007
08/08/02	North-Northwest	0.022
12/12/02	North-Northwest	0.017
03/20/03	North-Northwest	0.016
06/23/03	Northwest	0.014

Note:

The data within this table collected prior to August 2002 was provided to URS by Group Environmental Management Company and their previous consultants. URS has not verified the accuracy of this information.

Table 3
Fuel Oxygenate Analytical Data

ARCO Service Station # 4494
566 Hagenberger Road
Oakland, California

Well Number	Date Sampled	Ethanol (µg/L)	TBA (µg/L)	MTBE (µg/L)	DIPE (µg/L)	ETBE (µg/L)	TAME (µg/L)	1,2-DCA (µg/L)	EDB (µg/L)
MW-1	03/20/03	ND<1,000	640	780	ND<5.0	ND<5.0	ND<5.0	NA	NA
	06/23/03	ND<1,000	ND<200	260	ND<5.0	ND<5.0	ND<5.0	ND<5.0	ND<5.0
MW-3	03/20/03	ND<100	ND<20	601	ND<0.50	ND<0.50	1.1	NA	NA
	06/23/03	ND<100	ND<20	5.2	ND<0.50	ND<0.50	0.75	ND<0.50	ND<0.50
MW-4	03/20/03	ND<100	ND<20	ND<0.50	ND<0.50	ND<0.50	ND<0.50	NA	NA
	06/23/03	ND<100	ND<20	ND<0.50	ND<0.50	ND<0.50	ND<0.50	ND<0.50	ND<0.50
MW-5	03/20/03	ND<100	ND<20	ND<0.50	ND<0.50	ND<0.50	ND<0.50	NA	NA
	06/23/03	ND<100	ND<20	ND<0.50	ND<0.50	ND<0.50	ND<0.50	ND<0.50	ND<0.50
MW-6	03/20/03	ND<100	ND<20	ND<0.50	ND<0.50	ND<0.50	ND<0.50	NA	NA
	06/23/03	ND<100	ND<20	ND<0.50	ND<0.50	ND<0.50	ND<0.50	ND<0.50	ND<0.50
MW-7	03/20/03	ND<100	ND<20	32	ND<0.50	ND<0.50	0.62	NA	NA
	06/23/03	ND<100	170	14	ND<0.50	ND<0.50	ND<0.50	ND<0.50	ND<0.50
RW-1	03/20/03	ND<100	ND<20	ND<0.50	ND<0.50	ND<0.50	ND<0.50	NA	NA
	06/23/03	ND<100	ND<20	ND<0.50	ND<0.50	ND<0.50	ND<0.50	ND<0.50	ND<0.50

Note = All fuel oxygenate compounds analyzed using EPA Method 8260B
TBA = tert-Butyl alcohol
MTBE = Methyl tert-butyl ether
DIPE = Di-isopropyl ether
ETBE = Ethyl tert butyl ether
TAME = tert-Amyl methyl ether
1,2-DCA = 1,2-Dichloroethane
EDB = 1,2-Dibromoethane
µg/L = micrograms per liter
ND< = Less than laboratory reporting limit
NA = Not analyzed



11 July, 2003

Scott Robinson
URS Corporation [Arco]
500 12th Street, Suite 100
Oakland, CA 94607

RE: ARCO #4494, Oakland, CA
Sequoia Work Order: MMF0710

Enclosed are the results of analyses for samples received by the laboratory on 06/24/03 08:20. If you have any questions concerning this report, please feel free to contact me.

Sincerely,

James Hartley For Theresa Allen
Project Manager

CA ELAP Certificate #1210



URS Corporation [Arco]
500 12th Street, Suite 100
Oakland CA, 94607

Project: ARCO #4494, Oakland, CA
Project Number: INTRIM-50443
Project Manager: Scott Robinson

MMF0710
Reported:
07/11/03 14:37

ANALYTICAL REPORT FOR SAMPLES

Sample ID	Laboratory ID	Matrix	Date Sampled	Date Received
MW-1	MMF0710-01	Water	06/23/03 14:15	06/24/03 08:20
MW-3	MMF0710-02	Water	06/23/03 13:22	06/24/03 08:20
MW-4	MMF0710-03	Water	06/23/03 12:50	06/24/03 08:20
MW-5	MMF0710-04	Water	06/23/03 13:12	06/24/03 08:20
MW-6	MMF0710-05	Water	06/23/03 13:39	06/24/03 08:20
MW-7	MMF0710-06	Water	06/23/03 13:57	06/24/03 08:20
RW-1	MMF0710-07	Water	06/23/03 13:54	06/24/03 08:20

There were no custody seals that were received with this project.



URS Corporation [Arco]
500 12th Street, Suite 100
Oakland CA, 94607

Project: ARCO #4494, Oakland, CA
Project Number: INTRIM-50443
Project Manager: Scott Robinson

MMF0710
Reported:
07/11/03 14:37

Volatile Organic Compounds by EPA Method 8260B
Sequoia Analytical - Morgan Hill

Analyte	Result	Reporting Limit	Units	Dilution	Batch	Prepared	Analyzed	Method	Notes
MW-4 (MMF0710-03) Water Sampled: 06/23/03 12:50 Received: 06/24/03 08:20									
Ethanol	ND	100	ug/l	1	3G02002	07/02/03	07/02/03	EPA 8260B	
tert-Butyl alcohol	ND	20	"	"	"	"	"	"	
Methyl tert-butyl ether	ND	0.50	"	"	"	"	"	"	
Di-isopropyl ether	ND	0.50	"	"	"	"	"	"	
Ethyl tert-butyl ether	ND	0.50	"	"	"	"	"	"	
tert-Amyl methyl ether	ND	0.50	"	"	"	"	"	"	
1,2-Dichloroethane	ND	0.50	"	"	"	"	"	"	
1,2-Dibromoethane (EDB)	ND	0.50	"	"	"	"	"	"	
Benzene	ND	0.50	"	"	"	"	"	"	
Toluene	ND	0.50	"	"	"	"	"	"	
Ethylbenzene	ND	0.50	"	"	"	"	"	"	
Xylenes (total)	ND	0.50	"	"	"	"	"	"	
Gasoline Range Organics (C6-C10)	ND	50	"	"	"	"	"	"	
<i>Surrogate: 1,2-Dichloroethane-d4</i>		97.4 %		78-129	"	"	"	"	
MW-5 (MMF0710-04) Water Sampled: 06/23/03 13:12 Received: 06/24/03 08:20									
Ethanol	ND	100	ug/l	1	3G02002	07/02/03	07/02/03	EPA 8260B	
tert-Butyl alcohol	ND	20	"	"	"	"	"	"	
Methyl tert-butyl ether	ND	0.50	"	"	"	"	"	"	
Di-isopropyl ether	ND	0.50	"	"	"	"	"	"	
Ethyl tert-butyl ether	ND	0.50	"	"	"	"	"	"	
tert-Amyl methyl ether	ND	0.50	"	"	"	"	"	"	
1,2-Dichloroethane	ND	0.50	"	"	"	"	"	"	
1,2-Dibromoethane (EDB)	ND	0.50	"	"	"	"	"	"	
Benzene	ND	0.50	"	"	"	"	"	"	
Toluene	ND	0.50	"	"	"	"	"	"	
Ethylbenzene	ND	0.50	"	"	"	"	"	"	
Xylenes (total)	ND	0.50	"	"	"	"	"	"	
Gasoline Range Organics (C6-C10)	ND	50	"	"	"	"	"	"	
<i>Surrogate: 1,2-Dichloroethane-d4</i>		95.8 %		78-129	"	"	"	"	



URS Corporation [Arco]
500 12th Street, Suite 100
Oakland CA, 94607

Project: ARCO #4494, Oakland, CA
Project Number: INTRIM-50443
Project Manager: Scott Robinson

MMF0710
Reported:
07/11/03 14:37

**Volatile Organic Compounds by EPA Method 8260B
Sequoia Analytical - Morgan Hill**

Analyte	Result	Reporting Limit	Units	Dilution	Batch	Prepared	Analyzed	Method	Notes
---------	--------	-----------------	-------	----------	-------	----------	----------	--------	-------

MW-6 (MMF0710-05) Water Sampled: 06/23/03 13:39 Received: 06/24/03 08:20

Ethanol	ND	100	ug/l	1	3G02002	07/02/03	07/02/03	EPA 8260B	
tert-Butyl alcohol	ND	20	"	"	"	"	"	"	
Methyl tert-butyl ether	ND	0.50	"	"	"	"	"	"	
Di-isopropyl ether	ND	0.50	"	"	"	"	"	"	
Ethyl tert-butyl ether	ND	0.50	"	"	"	"	"	"	
tert-Amyl methyl ether	ND	0.50	"	"	"	"	"	"	
1,2-Dichloroethane	ND	0.50	"	"	"	"	"	"	
1,2-Dibromoethane (EDB)	ND	0.50	"	"	"	"	"	"	
Benzene	ND	0.50	"	"	"	"	"	"	
Toluene	ND	0.50	"	"	"	"	"	"	
Ethylbenzene	ND	0.50	"	"	"	"	"	"	
Xylenes (total)	ND	0.50	"	"	"	"	"	"	
Gasoline Range Organics (C6-C10)	ND	50	"	"	"	"	"	"	

Surrogate: 1,2-Dichloroethane-d4 97.8 % 78-129 " " " "

MW-7 (MMF0710-06) Water Sampled: 06/23/03 13:57 Received: 06/24/03 08:20

Ethanol	ND	100	ug/l	1	3G02002	07/02/03	07/02/03	EPA 8260B	
tert-Butyl alcohol	170	20	"	"	"	"	"	"	
Methyl tert-butyl ether	14	0.50	"	"	"	"	"	"	
Di-isopropyl ether	ND	0.50	"	"	"	"	"	"	
Ethyl tert-butyl ether	ND	0.50	"	"	"	"	"	"	
tert-Amyl methyl ether	ND	0.50	"	"	"	"	"	"	
1,2-Dichloroethane	ND	0.50	"	"	"	"	"	"	
1,2-Dibromoethane (EDB)	ND	0.50	"	"	"	"	"	"	
Benzene	ND	0.50	"	"	"	"	"	"	
Toluene	ND	0.50	"	"	"	"	"	"	
Ethylbenzene	ND	0.50	"	"	"	"	"	"	
Xylenes (total)	ND	0.50	"	"	"	"	"	"	
Gasoline Range Organics (C6-C10)	ND	50	"	"	"	"	"	"	

Surrogate: 1,2-Dichloroethane-d4 99.2 % 78-129 " " " "

URS Corporation [Arco]
 500 12th Street, Suite 100
 Oakland CA, 94607

 Project: ARCO #4494, Oakland, CA
 Project Number: INTRIM-50443
 Project Manager: Scott Robinson

 MMF0710
 Reported:
 07/11/03 14:37

Volatile Organic Compounds by EPA Method 8260B
Sequoia Analytical - Morgan Hill

Analyte	Result	Reporting Limit	Units	Dilution	Batch	Prepared	Analyzed	Method	Notes
RW-1 (MMF0710-07) Water Sampled: 06/23/03 13:54 Received: 06/24/03 08:20									
Ethanol	ND	100	ug/l	1	3G02002	07/02/03	07/02/03	EPA 8260B	
tert-Butyl alcohol	ND	20	"	"	"	"	"	"	
Methyl tert-butyl ether	ND	0.50	"	"	"	"	"	"	
Di-isopropyl ether	ND	0.50	"	"	"	"	"	"	
Ethyl tert-butyl ether	ND	0.50	"	"	"	"	"	"	
tert-Amyl methyl ether	ND	0.50	"	"	"	"	"	"	
1,2-Dichloroethane	ND	0.50	"	"	"	"	"	"	
1,2-Dibromoethane (EDB)	ND	0.50	"	"	"	"	"	"	
Benzene	ND	0.50	"	"	"	"	"	"	
Toluene	ND	0.50	"	"	"	"	"	"	
Ethylbenzene	ND	0.50	"	"	"	"	"	"	
Xylenes (total)	ND	0.50	"	"	"	"	"	"	
Gasoline Range Organics (C6-C10)	ND	50	"	"	"	"	"	"	
<i>Surrogate: 1,2-Dichloroethane-d4</i>		99.6 %		78-129	"	"	"	"	



URS Corporation [Arco]
500 12th Street, Suite 100
Oakland CA, 94607

Project: ARCO #4494, Oakland, CA
Project Number: INTRIM-50443
Project Manager: Scott Robinson

MMF0710
Reported:
07/11/03 14:37

**Volatile Organic Compounds by EPA Method 8260B - Quality Control
Sequoia Analytical - Morgan Hill**

Analyte	Result	Reporting Limit	Units	Spike Level	Source Result	%REC	%REC Limits	RPD	RPD Limit	Notes
---------	--------	-----------------	-------	-------------	---------------	------	-------------	-----	-----------	-------

Batch 3G02002 - EPA 5030B P/T

Blank (3G02002-BLK1)

Prepared & Analyzed: 07/02/03

Ethanol	ND	100	ug/l							
tert-Butyl alcohol	ND	20	"							
Methyl tert-butyl ether	ND	0.50	"							
Di-isopropyl ether	ND	0.50	"							
Ethyl tert-butyl ether	ND	0.50	"							
tert-Amyl methyl ether	ND	0.50	"							
1,2-Dichloroethane	ND	0.50	"							
1,2-Dibromoethane (EDB)	ND	0.50	"							
Benzene	ND	0.50	"							
Toluene	ND	0.50	"							
Ethylbenzene	ND	0.50	"							
Xylenes (total)	ND	0.50	"							
Gasoline Range Organics (C6-C10)	ND	50	"							

Surrogate: 1,2-Dichloroethane-d4 4.83 " 5.00 96.6 78-129

Laboratory Control Sample (3G02002-BS1)

Prepared & Analyzed: 07/02/03

Methyl tert-butyl ether	9.56	0.50	ug/l	10.0		95.6	63-137			
Benzene	10.2	0.50	"	10.0		102	78-124			
Toluene	11.9	0.50	"	10.0		119	78-129			

Surrogate: 1,2-Dichloroethane-d4 4.81 " 5.00 96.2 78-129

Laboratory Control Sample (3G02002-BS2)

Prepared & Analyzed: 07/02/03

Methyl tert-butyl ether	8.26	0.50	ug/l	9.92		83.3	63-137			
Benzene	5.27	0.50	"	6.40		82.3	78-124			
Toluene	32.9	0.50	"	29.7		111	78-129			
Gasoline Range Organics (C6-C10)	423	50	"	440		96.1	70-113			

Surrogate: 1,2-Dichloroethane-d4 4.51 " 5.00 90.2 78-129



URS Corporation [Arco]
500 12th Street, Suite 100
Oakland CA, 94607

Project: ARCO #4494, Oakland, CA
Project Number: INTRIM-50443
Project Manager: Scott Robinson

MMF0710
Reported:
07/11/03 14:37

**Volatile Organic Compounds by EPA Method 8260B - Quality Control
Sequoia Analytical - Morgan Hill**

Analyte	Result	Reporting Limit	Units	Spike Level	Source Result	%REC	%REC Limits	RPD	RPD Limit	Notes
---------	--------	-----------------	-------	-------------	---------------	------	-------------	-----	-----------	-------

Batch 3G02002 - EPA 5030B P/T

Matrix Spike (3G02002-MS1)

Source: MMF0710-01 Prepared & Analyzed: 07/02/03

Methyl tert-butyl ether	344	5.0	ug/l	99.2	260	84.7	63-137			
Benzene	52.5	5.0	"	64.0	ND	82.0	78-124			
Toluene	332	5.0	"	297	0.80	112	78-129			
Gasoline Range Organics (C6-C10)	4250	500	"	4400	530	84.5	70-113			

Surrogate: 1,2-Dichloroethane-d4 4.75 " 5.00 95.0 78-129

Matrix Spike Dup (3G02002-MSD1)

Source: MMF0710-01 Prepared & Analyzed: 07/02/03

Methyl tert-butyl ether	347	5.0	ug/l	99.2	260	87.7	63-137	0.868	13	
Benzene	53.0	5.0	"	64.0	ND	82.8	78-124	0.948	12	
Toluene	330	5.0	"	297	0.80	111	78-129	0.604	10	
Gasoline Range Organics (C6-C10)	4270	500	"	4400	530	85.0	70-113	0.469	9	

Surrogate: 1,2-Dichloroethane-d4 4.90 " 5.00 98.0 78-129



URS Corporation [Arco]
500 12th Street, Suite 100
Oakland CA, 94607

Project: ARCO #4494, Oakland, CA
Project Number: INTRIM-50443
Project Manager: Scott Robinson

MMF0710
Reported:
07/11/03 14:37

Notes and Definitions

DET Analyte DETECTED
ND Analyte NOT DETECTED at or above the reporting limit
NR Not Reported
dry Sample results reported on a dry weight basis
RPD Relative Percent Difference



Chain of Custody Record

Project Name 030623-04-3
 BP BU/GEM CO Portfolio: _____
 BP Laboratory Contract Number: _____

Date: 6-23-03

Requested Due Date (mm/dd/yy) MMF0710

On-site Time:	Temp:
Off-site Time:	Temp:
Sky Conditions:	
Meteorological Events:	
Wind Speed:	Direction:
Consultant/Contractor: URS	
Address: 500 12th St, Ste. 200 Oakland, CA 94609-4014	
e-mail EDD: syed.rohan@urscorp.com	
Consultant/Contractor Project No.: 15-00004494.01 00427	
Consultant Tele/Fax: 510-874-1735/510-874-3268	
Consultant/Contractor PM: Scott Robinson	
Invoice to: Consultant/Contractor or (BP/GEM) (circle one)	
BP/GEM Work Release No: INTRIM -50443	

Send To:	BP/GEM Facility No.:
Lab Name: SEQUOIA	BP/GEM Facility Address: 566 HEGENBERGER, OAKLAND, CA
Lab Address: 885 Jarvis Dr. Morgan Hill, CA 95037	Site ID No. ARCO 4494
	Site Lat/Long:
	California Global ID #: T0600100104
Lab PM: Latonya Pelt	BP/GEM PM Contact: PAUL SUPPLE
Tele/Fax: 408-776-9600 / 408-782-6308	Address:
Report Type & QC Level: Send EDF Reports	
BP/GEM Account No.:	Tele/Fax:

Item No.	Sample Description	Time	Matrix				Laboratory No.	No. of containers	Preservatives				Requested Analysis				Sample Point Lat/Long and Comments
			Solid/Solid	Water/Liquid	Sediments	Air			Unpreserved	H ₂ SO ₄	HNO ₃	HCl	TPH-G / BTEX (8015)	TPH-D (8015)	MTBE (8021)	MTBE, TAME, ETBE, DPE, TBA (8260)	
1	MW-1	6/14/03	X				01	3					X	X	X	X	
2	MW-3	6/13/03					02	1					X	X	X	X	
3	MW-4	6/21/03					03	1					X	X	X	X	
4	MW-5	6/13/03					04	1					X	X	X	X	
5	MW-6	6/13/03					05	1					X	X	X	X	
6	MW-7	6/13/03					06	1					X	X	X	X	
7	RW-1	6/13/03					07	1					X	X	X	X	
8																	
9																	
10																	

Sampler's Name: <u>Dave Walter</u>	Relinquished By / Affiliation: <u>Dave Walter</u>	Date: <u>6/23/03</u>	Time: <u>8:20</u>	Accepted By / Affiliation: <u>[Signature]</u>	Date: <u>6/24/03</u>	Time: <u>8:20</u>
Sampler's Company: <u>Blaine Tech Services</u>		Date: <u>6/24/03</u>	Time: <u>8:20</u>		Date: <u>6/24/03</u>	Time: <u>8:20</u>
Instrument Date:						
Instrument Method:						
Instrument Tracking No.:						

Instructions: Address Invoice to BP/GEM but send to URS for approval

Labels in Place Yes No Temperature Blank Yes No Cooler Temperature on Receipt B/C Trip Blank Yes No

SEQUOIA ANALYTICAL SAMPLE RECEIPT LOG

CLIENT NAME: URS
 REC. BY (PRINT): TL
 WORKORDER: MWF 0710

DATE REC'D AT LAB: 6/24/03
 TIME REC'D AT LAB: 8:20
 DATE LOGGED IN: 6-24-03

Drinking water for regulatory purposes: YES NO
 Wastewater for regulatory purposes: YES NO

CIRCLE THE APPROPRIATE RESPONSE	LAB SAMPLE #	DASII #	CLIENT ID	CONTAINER DESCRIPTION	PRESERVATIVE	SAMPLE MATRIX	DATE SAMPLED	REMARKS: CONDITION (ETC.)
1. Custody Seal(s) Present / <input checked="" type="checkbox"/> Absent Intact / Broken*	01		MWF-1	(B) Vials	HCl	L	6/23/03	
2. Chain-of-Custody <input checked="" type="checkbox"/> Present / Absent*	02		-2					
3. Traffic Reports or Packing List: Present / <input checked="" type="checkbox"/> Absent	03		-4					
4. Airbill: Airbill / Sticker Present / <input checked="" type="checkbox"/> Absent	04		-5					
5. Airbill #:	05		-6					
6. Sample Labels: <input checked="" type="checkbox"/> Present / Absent	06		-7					
7. Sample IDs: <input checked="" type="checkbox"/> Listed / Not Listed on Chain-of-Custody	07		RW-1					
8. Sample Condition: <input checked="" type="checkbox"/> Intact / Broken* / Leaking*								
9. Does information on custody reports, traffic reports and sample labels agree? <input checked="" type="checkbox"/> Yes / No*								
10. Sample received within hold time: <input checked="" type="checkbox"/> Yes / No*								
11. Proper Preservatives used: <input checked="" type="checkbox"/> Yes / No*								
12. Temp Rec. at Lab: Is temp 4 +/- 2°C? <input checked="" type="checkbox"/> Yes / No**								
(Acceptance range for samples requiring thermal pres.)								
**Exception (if any): Metals / DFF (Direct From Field) or Problem COC								

***IF CIRCLED, CONTACT PROJECT MANAGER AND ATTACH RECORD OF RESOLUTION.**

WELL GAUGING DATA

Project # 030623-DW-3 Date 6-23-03 Client Arco

Site 566 Hegenberger Rd Oakland

Well ID	Well Size (in.)	Sheen / Odor	Depth to Immiscible Liquid (ft.)	Thickness of Immiscible Liquid (ft.)	Volume of Immiscibles Removed (ml)	Depth to water (ft.)	Depth to well bottom (ft.)	Survey Point: TOB or TOC	
MW-1	4					7.61	22.96	↓	
MW-3	4					9.36	17.91		NP 7'
MW-4	4					9.26	16.61		NP 7'
MW-5	2					6.72	16.99		
MW-6	2					6.15	13.20		
MW-7	4					8.37	13.40		
RW-1	2					8.28	11.24		↓

ARCO / BP WELL MONITORING DATA SHEET

BTS #: 030623-DW-3	Station # 4494
Sampler: Dave Walter	Date: 6-23-03
Well I.D.: MW-1	Well Diameter: 2 3 (4) 6 8
Total Well Depth: 22.96	Depth to Water: 7.61
Depth to Free Product:	Thickness of Free Product (feet):
Referenced to: (PVC) Grade	D.O. Meter (if req'd): (YSI) HACH

Well Diameter	Multiplier	Well Diameter	Multiplier
1"	0.04	4"	0.65
2"	0.16	6"	1.47
3"	0.37	Other	radius ² * 0.163

Purge Method: <input type="checkbox"/> Bailer <input type="checkbox"/> Disposable Bailer <input type="checkbox"/> Middleburg <input checked="" type="checkbox"/> Electric Submersible Extraction Pump Other: _____	Sampling Method: <input type="checkbox"/> Bailer <input checked="" type="checkbox"/> Disposable Bailer Extraction Port Other: _____
-----------------------------------------------------------------------------------------------------------------------------------------------------------------------------------------------------------------------------------	----------------------------------------------------------------------------------------------------------------------------------------------

Top of Screen: _____ If well is listed as a no-purge, confirm that water level is below the top of screen. Otherwise, the well must be purged.

<u>10.0</u>	x	<u>3</u>	=	<u>30</u>	Gals.
1 Case Volume (Gals.)		Specified Volumes		Calculated Volume	

Time	Temp (°F)	pH	Conductivity (mS or μ S)	Gals. Removed	Observations
14:05	70.6	7.5	9955	10	clear
					Well dewatered @ 12 gal DTW = 20.85
14:15	70.1	7.6	7610	—	DTW = 17.03

Did well dewater? (Yes) No	Gallons actually evacuated: 12
Sampling Time: 14:15	Sampling Date: 6-23-03
Sample I.D.: MW-1	Laboratory: Pace Sequoia Other _____
Analyzed for: (TPH-G BTEX) MTBE TPH-D Other: Oxygenates, Ethanol by 8260	
D.O. (if req'd):	Pre-purge: _____ mg/L
	Post-purge: 1.2 mg/L
O.R.P. (if req'd):	Pre-purge: _____ mV
	Post-purge: _____ mV

ARCO / BP WELL MONITORING DATA SHEET

BTS #: <u>030623-DW-3</u>	Station # <u>4494</u>
Sampler: <u>Dave Walter</u>	Date: <u>6-23-03</u>
Well I.D.: <u>MW-3</u>	Well Diameter: 2 3 <u>4</u> 6 8 <u> </u>
Total Well Depth: <u>17.91</u>	Depth to Water: <u>9.36</u>
Depth to Free Product: <u> </u>	Thickness of Free Product (feet): <u> </u>
Referenced to: <u>PVC</u> Grade	D.O. Meter (if req'd): <u>YSI</u> HACH

Well Diameter	Multiplier	Well Diameter	Multiplier
1"	0.04	4"	0.65
2"	0.16	6"	1.47
3"	0.37	Other	radius ² * 0.163

Purge Method: <u>Bailer</u> Disposable Bailer Middleburg Electric Submersible Extraction Pump Other: <u> </u>	Sampling Method: <u>Bailer</u> X Disposable Bailer Extraction Port Other: <u> </u>
---------------------------------------------------------------------------------------------------------------------------------	-----------------------------------------------------------------------------------------------------------

Top of Screen: 7' If well is listed as a no-purge, confirm that water level is below the top of screen. Otherwise, the well must be purged.

$\frac{\text{I Case Volume (Gals.)}}{\text{Specified Volumes}}$	x	$\frac{\text{No purge}}{\text{Specified Volumes}}$	$\frac{\text{Gals.}}{\text{Calculated Volume}}$
-----------------------------------------------------------------	---	----------------------------------------------------	-------------------------------------------------

Time	Temp (°F)	pH	Conductivity (mS or <u>µS</u>)	Gals. Removed	Observations
<u>13:22</u>	<u>70.9</u>	<u>8.2</u>	<u>5488</u>	<u>—</u>	<u>clear</u>

Did well dewater? Yes <input type="checkbox"/> No <input type="checkbox"/>	Gallons actually evacuated: <u> </u>
Sampling Time: <u>13:22</u>	Sampling Date: <u>6-23-03</u>
Sample I.D.: <u>MW-3</u>	Laboratory: Pace <u>Sequoia</u> Other <u> </u>
Analyzed for: <u>TPH-G BTEX</u> MTBE TPH-D Other: <u>Oxygenates, Ethanol by E260</u>	
D.O. (if req'd): Pre-purge: <u> </u> mg/L	Post-purge: <u>0.9</u> mg/L
O.R.P. (if req'd): Pre-purge: <u> </u> mV	Post-purge: <u> </u> mV

ARCO / BP WELL MONITORING DATA SHEET

BTS #: <u>030623-DW-3</u>	Station # <u>4494</u>
Sampler: <u>Dave Walter</u>	Date: <u>6-23-03</u>
Well I.D.: <u>mw-4</u>	Well Diameter: 2 3 <u>(4)</u> 6 8 _____
Total Well Depth: <u>16.61</u>	Depth to Water: <u>9.26</u>
Depth to Free Product:	Thickness of Free Product (feet):
Referenced to: <u>(PVC)</u> Grade	D.O. Meter (if req'd): <u>YSI</u> HACH

Well Diameter	Multiplier	Well Diameter	Multiplier
1"	0.04	4"	0.65
2"	0.16	6"	1.47
3"	0.37	Other	radius ² * 0.163

Purge Method: <u>Bailer</u>	Sampling Method: <u>Bailer</u>
<input type="checkbox"/> Disposable Bailer	<input checked="" type="checkbox"/> Disposable Bailer
<input type="checkbox"/> Middleburg	<input type="checkbox"/> Extraction Port
<input type="checkbox"/> Electric Submersible Extraction Pump	Other: _____
Other: _____	

Top of Screen: 7' If well is listed as a no-purge, confirm that water level is below the top of screen. Otherwise, the well must be purged.

_____	X <u>no purge</u>	_____ Gals.
1 Case Volume (Gals.)	Specified Volumes	Calculated Volume

Time	Temp (°F)	pH	Conductivity (mS or <u>µS</u>)	Gals. Removed	Observations
<u>12:50</u>	<u>66.5</u>	<u>7.5</u>	<u>1055</u>	<u>—</u>	<u>clear</u>

Did well dewater? Yes <input type="checkbox"/> No <input type="checkbox"/>	Gallons actually evacuated: <u>—</u>
Sampling Time: <u>12:50</u>	Sampling Date: <u>6-23-03</u>
Sample I.D.: <u>mw-4</u>	Laboratory: Pace <u>Sequoia</u> Other _____
Analyzed for: <u>TPH-G BTEX</u> MTBE TPH-D Other: <u>Oxygenates, Ethanol</u> by <u>8260</u>	
D.O. (if req'd):	Pre-purge: _____ mg/L
	Post-purge: <u>6.3</u> mg/L
O.R.P. (if req'd):	Pre-purge: _____ mV
	Post-purge: _____ mV

ARCO / BP WELL MONITORING DATA SHEET

BTS #: 030623-DW-3	Station # 4494
Sampler: Dave Walter	Date: 6-23-03
Well I.D.: MW-5	Well Diameter: (2) 3 4 6 8
Total Well Depth: 16.99	Depth to Water: 6.72
Depth to Free Product:	Thickness of Free Product (feet):
Referenced to: (PVC) Grade	D.O. Meter (if req'd): (YSI) HACH

Well Diameter	Multiplier	Well Diameter	Multiplier
1"	0.04	4"	0.65
2"	0.16	6"	1.47
3"	0.37	Other	radius ² * 0.163

Purge Method: Bailer	Sampling Method: Bailer
<input checked="" type="checkbox"/> Disposable Bailer	<input checked="" type="checkbox"/> Disposable Bailer
Middleburg	Extraction Port
Electric Submersible	Other: _____
Extraction Pump	
Other: _____	

Top of Screen: _____ If well is listed as a no-purge, confirm that water level is below the top of screen. Otherwise, the well must be purged.

<u>1.6</u>	x	<u>3</u>	=	<u>4.8</u>	Gals.
1 Case Volume (Gals.)		Specified Volumes		Calculated Volume	

Time	Temp (°F)	pH	Conductivity (mS or μ S)	Gals. Removed	Observations
13:02	68.2	7.3	9377	1.6	
13:05	67.6	7.1	11920	3.2	
13:07	67.4	7.2	11550	4.8	

Did well dewater? Yes <input type="checkbox"/> No <input checked="" type="checkbox"/>	Gallons actually evacuated: 4.8
Sampling Time: 13:12	Sampling Date: 6-23-03
Sample I.D.: MW-5	Laboratory: Pace Sequoia Other _____
Analyzed for: (TPH-G BTEX) MTBE TPH-D Other: Oxygenates, Ethanol by 8260	
D.O. (if req'd):	Pre-purge: _____ mg/L Post-purge: 0.3 mg/L
O.R.P. (if req'd):	Pre-purge: _____ mV Post-purge: _____ mV

ARCO / BP WELL MONITORING DATA SHEET

BTS #: <u>030623-DW-3</u>	Station # <u>4494</u>
Sampler: <u>Dave Walter (RH)</u>	Date: <u>6-23-03</u>
Well I.D.: <u>mw-6</u>	Well Diameter: <u>(2)</u> 3 4 6 8
Total Well Depth: <u>18.20</u>	Depth to Water: <u>6.15</u>
Depth to Free Product:	Thickness of Free Product (feet):
Referenced to: <u>(PVC)</u> Grade	D.O. Meter (if req'd): YSI HACH

Well Diameter	Multiplier	Well Diameter	Multiplier
1"	0.04	4"	0.65
2"	0.16	6"	1.47
3"	0.37	Other	radius ² * 0.163

Purge Method: Bailer Sampling Method: Bailer
 Disposable Bailer Disposable Bailer
 Middleburg Extraction Port
 Electric Submersible
 Extraction Pump
 Other: _____

Top of Screen: _____ If well is listed as a no-purge, confirm that water level is below the top of screen. Otherwise, the well must be purged.

<u>1.9</u>	X	<u>3</u>	=	<u>5.7</u>	Gals.
1 Case Volume (Gals.)		Specified Volumes		Calculated Volume	

Time	Temp (°F)	pH	Conductivity (mS or μ S)	Gals. Removed	Observations
1330	70.5	7.5	6349	2.0	cloudy
1332	69.7	7.2	6212	4.0	"
1334	69.7	7.1	6172	6.0	"

Did well dewater? Yes No Gallons actually evacuated: 6.0

Sampling Time: 1334 Sampling Date: 6-23-03

Sample I.D.: mw-6 Laboratory: Pace Sequoia Other _____

Analyzed for: (TPH-G BTEX) MTBE TPH-D Other: Oxygenates, Ethane / by 8260

D.O. (if req'd):	Pre-purge:	mg/L	Post-purge:	mg/L
O.R.P. (if req'd):	Pre-purge:	mV	Post-purge:	mV

ARCO / BP WELL MONITORING DATA SHEET

BTS #: <u>030623-DW-3</u>	Station # <u>4494</u>
Sampler: <u>Dave Walter (RH)</u>	Date: <u>6-23-03</u>
Well I.D.: <u>mw-7</u>	Well Diameter: 12 3 (4) 6 8
Total Well Depth: <u>13.40</u>	Depth to Water: <u>8.37</u>
Depth to Free Product:	Thickness of Free Product (feet):
Referenced to: <u>PVC</u> Grade	D.O. Meter (if req'd): YSI HACH

Well Diameter	Multiplier	Well Diameter	Multiplier
1"	0.04	4"	0.65
2"	0.16	6"	1.47
3"	0.37	Other	radius ² * 0.163

Purge Method: <u>Bailer</u> Disposable Bailer Middleburg Electric Submersible Extraction Pump Other: _____	Sampling Method: <u>Bailer</u> X Disposable Bailer Extraction Port Other: _____
--------------------------------------------------------------------------------------------------------------------------------------	-----------------------------------------------------------------------------------------------------

Top of Screen: _____ If well is listed as a no-purge, confirm that water level is below the top of screen. Otherwise, the well must be purged.

<u>3.3</u>	x	<u>3</u>	=	<u>9.9</u>	Gals.
1 Case Volume (Gals.)		Specified Volumes		Calculated Volume	

Time	Temp (°F)	pH	Conductivity (mS or <u>µS</u>)	Gals. Removed	Observations
1350	74.5	7.1	4428	3.3	yellow
1351	71.0	7.2	4336	6.6	"
1352	70.2	7.1	4222	10.0	"

Did well dewater? Yes <input type="radio"/> No <input checked="" type="radio"/>	Gallons actually evacuated: <u>10.0</u>
Sampling Time: <u>1357</u>	Sampling Date: <u>6-23-03</u>
Sample I.D.: <u>mw-7</u>	Laboratory: Pace <u>Sequoia</u> Other _____
Analyzed for: <u>TPH-G BTEX</u> MTBE TPH-D Other: <u>Oxygenates, Ethanol</u> by <u>8260</u>	
D.O. (if req'd):	Pre-purge: _____ mg/L
	Post-purge: <u>0.8</u> mg/L
O.R.P. (if req'd):	Pre-purge: _____ mV
	Post-purge: _____ mV

ARCO / BP WELL MONITORING DATA SHEET

BTS #: <u>030623-DW-3</u>	Station # <u>4494</u>
Sampler: <u>Dave Walter</u>	Date: <u>6-23-03</u>
Well I.D.: <u>RW-1</u>	Well Diameter: <u>(2)</u> 3 4 6 8 _____
Total Well Depth: <u>11.24</u>	Depth to Water: <u>8.28</u>
Depth to Free Product:	Thickness of Free Product (feet):
Referenced to: <u>(PVC)</u> Grade	D.O. Meter (if req'd): <u>(YSI)</u> HACH

Well Diameter	Multiplier	Well Diameter	Multiplier
1"	0.04	4"	0.65
2"	0.16	6"	1.47
3"	0.37	Other	radius ² * 0.163

Purge Method: <input type="checkbox"/> Bailer <input checked="" type="checkbox"/> Disposable Bailer <input type="checkbox"/> Middleburg <input type="checkbox"/> Electric Submersible <input type="checkbox"/> Extraction Pump Other: _____	Sampling Method: <input type="checkbox"/> Bailer <input checked="" type="checkbox"/> Disposable Bailer <input type="checkbox"/> Extraction Port Other: _____
------------------------------------------------------------------------------------------------------------------------------------------------------------------------------------------------------------------------------------------------------------	-----------------------------------------------------------------------------------------------------------------------------------------------------------------------

Top of Screen: _____ If well is listed as a no-purge, confirm that water level is below the top of screen. Otherwise, the well must be purged.

<u>0.5</u>	x	<u>3</u>	=	<u>1.5</u> Gals.
1 Case Volume (Gals.)		Specified Volumes		Calculated Volume

Time	Temp (°F)	pH	Conductivity (mS or μ S)	Gals. Removed	Observations
13:45	69.2	7.5	14770	0.5	clear
13:47	68.6	7.4	17420	1.0	
13:49	68.5	7.3	18560	1.5	

Did well dewater? Yes <input type="checkbox"/> <u>(No)</u>	Gallons actually evacuated: <u>1.5</u>	
Sampling Time: <u>13:54</u>	Sampling Date: <u>6-23-03</u>	
Sample I.D.: <u>RW-1</u>	Laboratory: Pace <u>Sequoia</u> Other _____	
Analyzed for: <u>(TPH-G BTEX)</u> MTBE TPH-D Other: <u>Oxygenates, Ethanol by 8260</u>		
D.O. (if req'd):	Pre-purge: _____ mg/L	Post-purge: <u>1.1</u> mg/L
O.R.P. (if req'd):	Pre-purge: _____ mV	Post-purge: _____ mV



Chain of Custody Record

Project Name 030623-Div-3
 BP BU/GEM CO Portfolio: _____
 BP Laboratory Contract Number: _____

Date: 6-23-03 Requested Due Date (mm/dd/yy) _____

On-site Time:	Temp:
Off-site Time:	Temp:
Sky Conditions:	
Meteorological Events:	
Wind Speed:	Direction:

BP/GEM Facility No.:	BP/GEM Facility Address: 566 HEGENBERGER, OAKLAND, CA	Consultant/Contractor: URS
BP/GEM Facility Name: SEQUOIA	Site ID No. ARCO 4494	Address: 500 12th St, Ste. 200
BP/GEM Facility Address: 885 Jarvis Dr. Morgan Hill, CA 95037	Site Lat/Long:	Oakland, CA 94609-4014
BP/GEM PM: Latonya Pelt	California Global ID #: T0600100104	e-mail EDD: syed_rehan@urscorp.com
BP/GEM PM Contact: PAUL SUPPLE	BP/GEM PM Contact: PAUL SUPPLE	Consultant/Contractor Project No.: J5-00004494.01 00427
BP/GEM PM Phone/Fax: 408-776-9600 / 408-782-6308	Address:	Consultant Tele/Fax: 510-874-1735/510-874-3268
BP/GEM PM Email: latonya.pelt@bp.com	Address:	Consultant/Contractor PM: Scott Robinson
BP/GEM PM Report Type & QC Level: Send EDF Reports	Address:	Invoice to: Consultant/Contractor or (BP/GEM) (Circle one)
BP/GEM Account No.:	Tele/Fax:	BP/GEM Work Release No: INTRIM -50443

Sample No.	Sample Description	Time	Matrix				Laboratory No.	No. of containers	Preservatives				Requested Analysis					Sample Point Lat/Long and Comments	
			Soil/Solid	Water/Liquid	Sediments	Air			Unpreserved	H ₂ SO ₄	HNO ₃	HCl	TPH-G/BTEX (8945-4021)-5260	TPH-D (8015)	MTBE (8021)	MTBE, TAME, ETBE DIPE, TBA (8260)	1,2-DCA & EDB (8260)		E-Hexad (8260)
1	MW-1	14:15		X			3						X			X			
2	MW-3	13:22					↓						X			X			
3	MW-4	12:50					↓						X			X			
4	MW-5	13:17					↓						X			X			
5	MW-6	13:39					↓						X			X			
6	MW-7	13:57					↓						X			X			
7	RW-1	13:54					↓						X			X			
8																			
9																			
10																			

Sampler's Name: <u>Dave Walter</u>	Relinquished By / Affiliation: <u>Dave Walter</u>	Date:	Time:	Accepted By / Affiliation:	Date:	Time:
Sampler's Company: <u>Blaine Tech Services</u>	Signature: <u>Dave Walter</u>					
Shipment Date:						
Shipment Method:						
Shipment Tracking No.:						

Special Instructions: Address Invoice to BP/GEM but send to URS for approval

BP GEM OIL COMPANY TYPE A BILL OF LADING

SOURCE RECORD **BILL OF LADING** FOR NON-HAZARDOUS PURGEWATER RECOVERED FROM GROUNDWATER WELLS AT BP GEM OIL COMPANY FACILITIES IN THE STATE OF CALIFORNIA. THE NON-HAZARDOUS PURGE- WATER WHICH HAS BEEN RECOVERED FROM GROUND- WATER WELLS IS COLLECTED BY THE CONTRACTOR, MADE UP INTO LOADS OF APPROPRIATE SIZE AND HAULED BY DILLARD ENVIRONMENTAL TO THE ALTAMONT LANDFILL AND RESOURCE RECOVERY FACILITY IN LIVERMORE, CALIFORNIA.

The contractor performing this work is PLAINE TECH SERVICES, INC. (BTS), 1680 Rogers Avenue, San Jose, CA 95112 (phone [408] 573-0555). Blaine Tech Services, Inc. is authorized by BP GEM OIL COMPANY to recover, collect, apportion into loads the Non-Hazardous Well Purgewater that is drawn from wells at the BP GEM Oil Company facility indicated below and deliver that purgewater to BTS. Transport routing of the Non-Hazardous Well Purgewater may be direct from one BP GEM facility to the designated destination point; from one BP GEM facility to the designated destination point via another BP GEM facility; from a BP GEM facility to the designated destination point via the contractor's facility, or any combination thereof. The Non-Hazardous Well Purgewater is and remains the property of BP GEM Oil Company.

This **Source Record BILL OF LADING** was initiated to cover the recovery of Non-Hazardous Well Purgewater from wells at the BP GEM Oil Company facility described below:

4494		
Station #		
566 Hegenberger Rd Oakland		
Station Address		
Total Gallons Collected From Groundwater Monitoring Wells:		
32		
added equip. rinse water	10	any other adjustments
TOTAL GALS. RECOVERED	42	loaded onto BTS vehicle #
BTS event #	030623-0W-3	time date
signature	14:25 6/23/03	

REC'D AT	_____	time date
unloaded by	_____ / ____ / ____	
signature	_____	

