



November 22, 2004

Roseanna Garcia-La Grille
Alameda County Health Care Services Agency
1131 Harbor Bay Parkway, Suite 250
Alameda, California 94502-6577

Subject: Shell-branded Service Station
285 Hegenberger Road
Oakland, California

Dear Ms. Garcia-La Grille:

Attached for your review and comment is a copy of the *Third Quarter 2004 Monitoring Report* for the above referenced site. Upon information and belief, I declare, under penalty of perjury, that the information contained in the attached document is true and correct.

As always, please feel free to contact me directly at (559) 645-9306 with any questions or concerns.

Sincerely,

Shell Oil Products US

A handwritten signature in cursive script that reads "Karen Petryna".

Karen Petryna
Sr. Environmental Engineer

November 22, 2004

Roseanna Garcia-La Grille
Alameda County Health Care Services Agency
1131 Harbor Bay Parkway, Suite 250
Alameda, California 94502-6577

Re: **Third Quarter 2004 Monitoring Report**
Shell-branded Service Station
285 Hegenberger Road
Oakland, California
Incident #98995749
Cambria Project #246-0734-002



Dear Ms. Garcia-La Grille:

On behalf of Equilon Enterprises LLC dba Shell Oil Products US, Cambria Environmental Technology, Inc. (Cambria) is submitting this groundwater monitoring report in accordance with the reporting requirements of 23 CCR 2652d.

THIRD QUARTER 2004 ACTIVITIES

Groundwater Monitoring: Blaine Tech Services, Inc. (Blaine) of San Jose, California gauged water levels, sampled selected wells, calculated groundwater elevations and compiled the gasoline constituents analytical data. Monitoring of air sparge wells was discontinued as specified in the second quarter 2004 monitoring report. Cambria prepared a vicinity map (Figure 1) and a groundwater elevation contour map (Figure 2). Blaine's report, presenting the laboratory report and supporting field documents, is included as Attachment A. The analytical laboratory report indicated that for well MW-1, MW-2, MW-6, MW-9, MW-10, VEW-5, and VEW-7 samples, the reported hydrocarbon was in the early diesel range and/or did not match the pattern of their diesel standard.

In addition to the routine analysis, third quarter 2004 groundwater monitoring samples were analyzed for five oxygenates and ethanol at Shell's request. Tert butyl alcohol (TBA) was detected in groundwater samples from wells MW-1, MW-2, MW-3, MW-6, MW-10, and VEW-7 at concentrations of 2,900 parts per billion (ppb), 150 ppb, 1,900 ppb, 900 ppb, 710 ppb, and 430 ppb, respectively. Analytical results for the other oxygenates were below reporting limits.

**Cambria
Environmental
Technology, Inc.**

5900 Hollis Street
Suite A
Emeryville, CA 94608
Tel (510) 420-0700
Fax (510) 420-9170

Remedial Activities: From March 25, 2002 to February 14, 2003, an air-sparge and soil vapor extraction (AS/SVE) system operated at the site using AS/SVE wells AS-1/VEW-5, AS-2/VEW-6 and AS-3/VEW-7. The system was shut down due to the low to non-detect concentrations of chemicals of concern in groundwater in the AS/SVE wells and because of consistently high groundwater elevations in the vapor extraction wells.

Dispenser and Piping Upgrade: In late June through early July 2004, Paradiso Mechanical, Inc. (Paradiso) of San Leandro, California upgraded fuel dispensers and piping at this site. Paradiso upgraded under-dispenser containment to the dispenser locations adjacent to product, vapor and vent lines. Additionally, Paradiso removed and replaced all fuel and vent piping from the dispensers to the underground storage tank (UST) complex and installed enhanced vapor recovery equipment on the UST fuel fill port sumps.

Keith Matthews (Hazardous Materials Inspector, City of Oakland, Fire Services Agency) directed soil sampling. On April 22, 2004, soil samples were collected within 1 to 2 feet of native soil beneath each dispenser, at 90-degree elbows of product piping, and at every 20 linear feet of product piping. Additionally, after initial sampling results indicated hydrocarbon-impacted soils, the piping trenches were over-excavated to the depth of the capillary fringe at approximately 6.5 feet below grade, and confirmation samples were collected. Cambria's August 4, 2004 *Dispenser and Piping Upgrade Sampling Report* presents details of this work.

ANTICIPATED FOURTH QUARTER 2004 ACTIVITIES

Groundwater Monitoring: The next sampling event is scheduled for the first quarter of 2005. At that time, Blaine will gauge water levels, sample selected site wells and tabulate the data. Cambria will prepare a monitoring report.

Remedial Activities: Methyl tertiary butyl ether concentrations in groundwater have recently increased up to 3,800 ppb (in well MW-10). Benzene concentrations in groundwater have recently increased up to 8,200 ppb (in well MW-9). Based on past performance and current groundwater conditions, Cambria does not believe that restarting the AS/SVE system will be effective. Cambria intended to remove the AS/SVE equipment during the third quarter of 2004. However, dispenser and piping upgrade activities at this site conflicted with this work. The AS/SVE equipment will be removed during the fourth quarter of 2004.

Cambria submitted an *Interim Remediation Work Plan* on October 13, 2004, which proposed conducting five days of dual-phase extraction (DPE). Cambria has scheduled DPE activities for the week of November 15, 2004.

CLOSING

We appreciate the opportunity to work with you on this project. Please call Dan Lescure at (510) 420-3306 if you have any questions or comments.

Sincerely,
Cambria Environmental Technology, Inc



Dan Lescure
Senior Project Engineer



Matthew W. Derby, P.E.
Senior Project Engineer



- Figures: 1 - Vicinity Map
 2 - Groundwater Elevation Contour Map

Attachment: A - Blaine Groundwater Monitoring Report and Field Notes

- cc: Karen Petryna, Shell Oil Products US, 20945 S. Wilmington Ave., Carson, CA 90810
 J.T., Elizabeth G., W.T., and Jeanette Watters, Tr., 600 Caldwell Road, Oakland, CA 94611
 Doug Herman, Port of Oakland, Division of Environmental Health and Safety, 530 Water
 Street, Oakland, CA 94607

G:\Oakland 285 Hegenberger\QM\3q04\3q04qm.doc

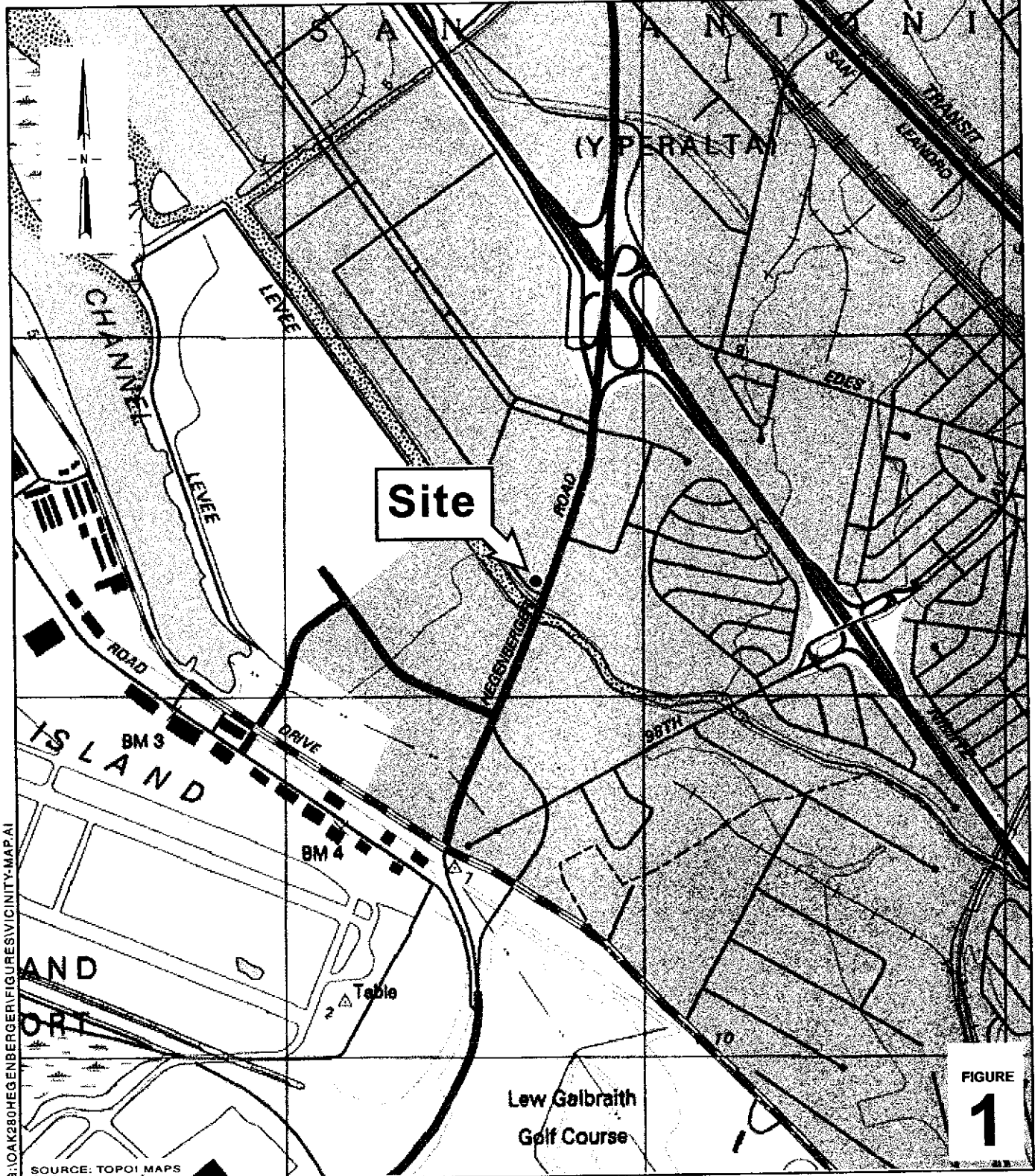


FIGURE 1

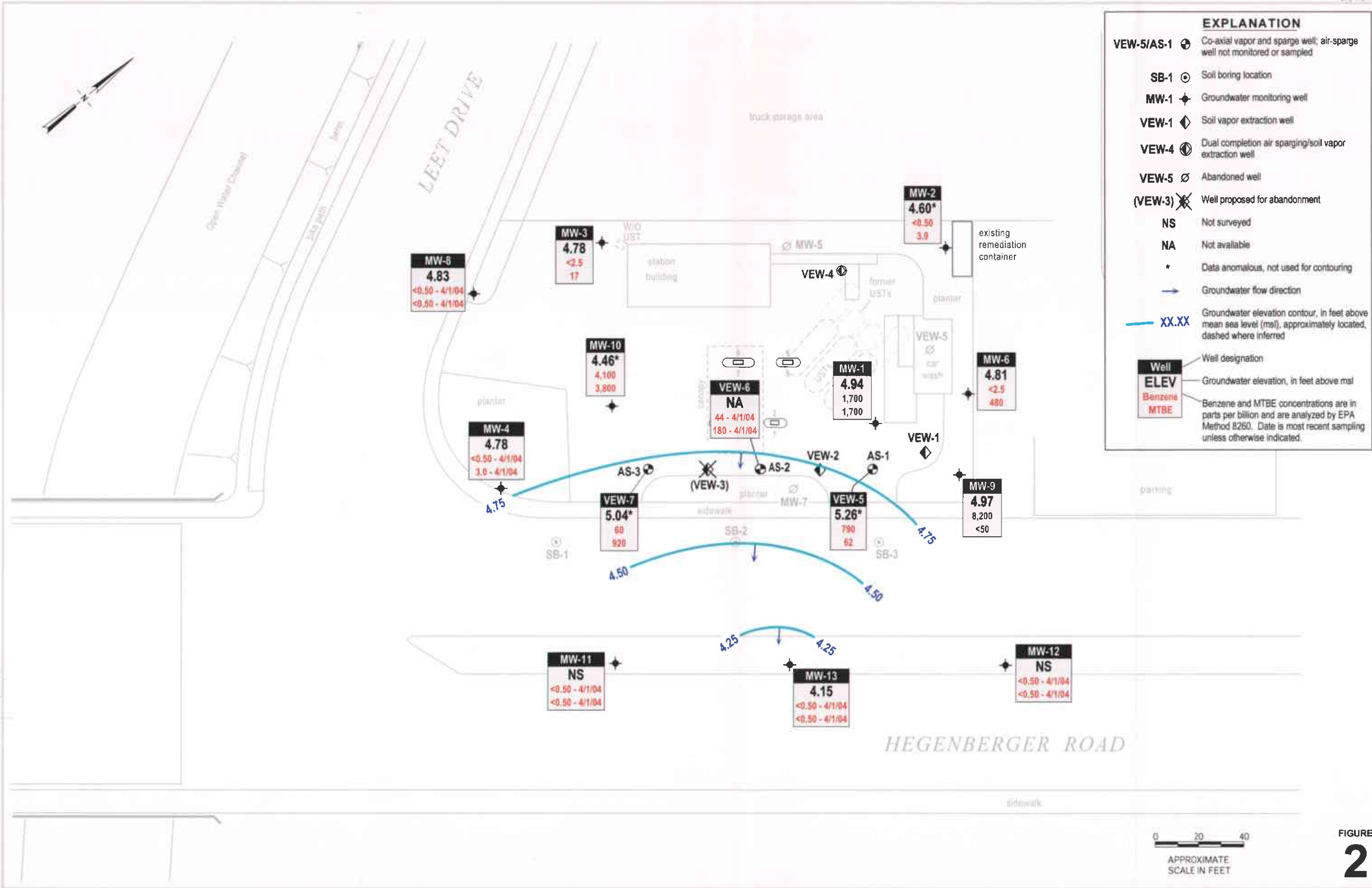
0 1/8 1/4 1/2 1
SCALE : 1" = 1/4 MILE

Shell-branded Service Station
285 Hegenberger Road
Oakland, California
Incident #98995749



C A M B R I A

Vicinity Map



EXPLANATION

- VEW-5/AS-1: Co-axial vapor and sparge well; air-sparge well not monitored or sampled
- SB-1: Soil boring location
- MW-1: Groundwater monitoring well
- VEW-1: Soil vapor extraction well
- VEW-4: Dual completion air sparging/soil vapor extraction well
- VEW-5: Abandoned well
- (VEW-3): Well proposed for abandonment
- NS: Not surveyed
- NA: Not available
- *: Data anomalous, not used for contouring
- : Groundwater flow direction
- XX.XX: Groundwater elevation contour, in feet above mean sea level (msl), approximately located, dashed where inferred

Well

- ELEV: Well designation
- Benzene: Groundwater elevation, in feet above msl
- MTBE: Benzene and MTBE concentrations are in parts per billion and are analyzed by EPA Method 8260. Date is most recent sampling unless otherwise indicated.



FIGURE
2

Groundwater Elevation Contour Map

August 2, 2004



C A M B R I A

Shell-branded Service Station
 285 Hegenberger Road
 Oakland, California
 Incident #98995749

ATTACHMENT A
Blaine Groundwater Monitoring Report
and Field Notes

BLAINE
TECH SERVICES INC.

GROUNDWATER SAMPLING SPECIALISTS
SINCE 1985

September 3, 2004

Karen Petryna
Shell Oil Products US
P.O. Box 7869
Burbank, CA 91510-7869

Third Quarter 2004 Groundwater Monitoring at
Shell-branded Service Station
285 Hegenberger Road
Oakland, CA

Monitoring performed on August 2, 2004

Groundwater Monitoring Report **040802-MT-1**

This report covers the routine monitoring of groundwater wells at this Shell-branded facility. In accordance with standard procedures that conform to Regional Water Quality Control Board requirements, routine field data collection includes depth to water, total well depth, thickness of any separate immiscible layer, water column volume, calculated purge volume (if applicable), elapsed evacuation time (if applicable), total volume of water removed (if applicable), and standard water parameter instrument readings. Sample material is collected, contained, stored, and transported to the laboratory in conformance with EPA standards. Purgewater (if applicable) is, likewise, collected and transported to the Martinez Refining Company.

Basic field information is presented alongside analytical values excerpted from the laboratory report in the cumulative table of **WELL CONCENTRATIONS**. The full analytical report for the most recent samples and the field data sheets are attached to this report.

At a minimum, Blaine Tech Services, Inc. field personnel are certified on completion of a forty-hour Hazardous Materials and Emergency Response training course per 29 CFR 1910.120. Field personnel are also enrolled in annual eight-hour refresher courses.

SAN JOSE

SACRAMENTO

LOS ANGELES

SAN DIEGO

1680 ROGERS AVENUE SAN JOSE, CA 95112-1105

(408) 573-0555

FAX (408) 573-7771

LIC. 746684

www.blainetech.com

Blaine Tech Services, Inc. conducts sampling and documentation assignments of this type as an independent third party. Our activities at this site consisted of objective data and sample collection only. No interpretation of analytical results, defining of hydrological conditions or formulation of recommendations was performed.

Please call if you have any questions.

Yours truly,

Leon Gearhart
Project Coordinator

LG/ks

attachments: Cumulative Table of WELL CONCENTRATIONS
Certified Analytical Report
Field Data Sheets

cc: Anni Kreml
Cambria Environmental Technology, Inc.
5900 Hollis Street, Suite A
Emeryville, CA 94608

WELL CONCENTRATIONS
Shell-branded Service Station
285 Hegenberger Road
Oakland, CA

Well ID	Date	TPPH (ug/L)	TEPH as Diesel (ug/L)	TEPH as Motor Oil (ug/L)	B (ug/L)	T (ug/L)	E (ug/L)	X (ug/L)	MTBE 8020 (ug/L)	MTBE 8260 (ug/L)	DIPE (ug/L)	ETBE (ug/L)	TAME (ug/L)	TBA (ug/L)	TOC (MSL)	Depth to Water (ft.)	GW Elevation (MSL)	DO Reading (ppm)
MW-1	02/16/1989	99,000	NA	NA	20,000	23,000	5,700	2,300	NA	NA	NA	NA	NA	NA	6.64	3.83	2.81	NA
MW-1	05/23/1989	48,000	11,000	NA	4,200	5,200	1,200	7,700	NA	NA	NA	NA	NA	NA	6.64	3.59	3.05	NA
MW-1	08/03/1989	63,000	11,000	NA	5,500	5,500	3,200	9,500	NA	NA	NA	NA	NA	NA	6.64	4.04	2.60	NA
MW-1	12/15/1989	30,000	11,000	NA	ND	ND	ND	ND	NA	NA	NA	NA	NA	NA	6.64	4.22	2.42	NA
MW-1	02/07/1990	93,000	10,000	NA	13,000	9,600	2,400	14,000	NA	NA	NA	NA	NA	NA	6.64	4.60	2.04	NA
MW-1	04/18/1990	55,000	8,700	NA	14,000	8,400	3,200	13,000	NA	NA	NA	NA	NA	NA	6.64	4.02	2.62	NA
MW-1	07/23/1990	73,000	3,600	NA	16,000	7,400	2,800	15,000	NA	NA	NA	NA	NA	NA	6.64	4.17	2.47	NA
MW-1	09/27/1990	45,000	1,700	NA	8,000	4,300	2,000	11,000	NA	NA	NA	NA	NA	NA	6.64	4.60	2.04	NA
MW-1	01/03/1991	43,000	3,100	NA	10,000	3,400	1,900	11,000	NA	NA	NA	NA	NA	NA	6.64	4.88	1.76	NA
MW-1	04/10/1991	67,000	1,800	NA	20,000	9,600	3,500	16,000	NA	NA	NA	NA	NA	NA	6.64	3.55	3.09	NA
MW-1	07/12/1991	NA	NA	NA	NA	NA	NA	NA	NA	NA	NA	NA	NA	NA	6.64	3.97	2.67	NA
MW-1	10/08/1991	55,000	7,400	NA	18,000	3,500	2,300	8,600	NA	NA	NA	NA	NA	NA	6.64	4.26	2.38	NA
MW-1	02/06/1992	48,000	15,000 a	NA	12,000	2,800	1,900	7,400	NA	NA	NA	NA	NA	NA	6.64	4.94	1.70	NA
MW-1	05/04/1992	71,000	10,000 a	NA	16,000	6,000	3,100	14,000	NA	NA	NA	NA	NA	NA	6.64	3.58	3.06	NA
MW-1	07/28/1992	68,000	18,000 a	NA	21,000	5,500	3,400	15,000	NA	NA	NA	NA	NA	NA	6.64	3.91	2.73	NA
MW-1 (D)	07/28/1992	70,000	19,000 a	NA	17,000	5,000	2,700	13,000	NA	NA	NA	NA	NA	NA	6.64	3.91	2.73	NA
MW-1	10/27/1992	53,000	1,300	NA	18,000	3,700	3,400	11,000	NA	NA	NA	NA	NA	NA	6.64	4.79	1.85	NA
MW-1 (D)	10/27/1992	48,000	2,500 a	NA	17,000	3,600	3,100	9,900	NA	NA	NA	NA	NA	NA	6.64	4.79	1.85	NA
MW-1	01/14/1993	84,000	2,200 a	NA	17,000	5,400	3,000	13,000	NA	NA	NA	NA	NA	NA	6.64	3.39	3.25	NA
MW-1	04/23/1993	100,000	2,300 a	NA	18,000	7,800	4,700	20,000	NA	NA	NA	NA	NA	NA	6.64	2.67	3.97	NA
MW-1	07/20/1993	41a	3,100 a	NA	12,000	870	1,500	4,400	NA	NA	NA	NA	NA	NA	9.50	3.48	6.02	NA
MW-1	10/18/1993	33,000	8,100 a	NA	14,000	1,200	2,000	4,900	NA	NA	NA	NA	NA	NA	9.50	4.20	5.30	NA
MW-1 (D)	10/18/1993	44,000	3,700 a	NA	14,000	1,200	2,000	4,900	NA	NA	NA	NA	NA	NA	9.50	4.20	5.30	NA
MW-1	01/06/1994	71,000	9,000 a	NA	9,000	870	1,600	5,100	NA	NA	NA	NA	NA	NA	9.50	4.13	5.37	NA
MW-1	04/12/1994	42,000	5,900	NA	6,600	170	2,300	4,700	NA	NA	NA	NA	NA	NA	9.50	2.42	7.08	NA
MW-1 (D)	04/12/1994	40,000	4,700	NA	6,300	180	2,000	4,400	NA	NA	NA	NA	NA	NA	9.50	2.42	7.08	NA
MW-1	07/25/1994	13,000	7,000 a	NA	4,400	110	460	1,400	NA	NA	NA	NA	NA	NA	9.50	3.37	6.13	NA
MW-1	10/25/1994	19,000	3,900	NA	5,500	210	880	2,000	NA	NA	NA	NA	NA	NA	9.50	4.07	5.43	NA
MW-1	01/09/1995	37,000	8,600 a	NA	6,700	800	2,800	8,900	NA	NA	NA	NA	NA	NA	9.50	2.65	6.85	NA
MW-1	04/11/1995	26,000	5,500	NA	4,700	270	1,800	3,400	NA	NA	NA	NA	NA	NA	9.50	2.38	7.12	NA
MW-1	07/18/1995	57,000	7,000	NA	7,500	880	4,100	11,000	NA	NA	NA	NA	NA	NA	9.50	3.49	6.01	NA

WELL CONCENTRATIONS
Shell-branded Service Station
285 Hegenberger Road
Oakland, CA

Well ID	Date	TPPH (ug/L)	TEPH as Diesel (ug/L)	TEPH as Motor Oil (ug/L)	B (ug/L)	T (ug/L)	E (ug/L)	X (ug/L)	MTBE 8020 (ug/L)	MTBE 8260 (ug/L)	DIPE (ug/L)	ETBE (ug/L)	TAME (ug/L)	TBA (ug/L)	TOC (MSL)	Depth to Water (ft.)	GW Elevation (MSL)	DO Reading (ppm)
MW-1 (D)	07/19/1995	46,000	6,600	NA	6,000	670	3,200	7,500	NA	NA	NA	NA	NA	NA	9.50	3.49	6.01	NA
MW-1	10/18/1995b	37,000	3,200	NA	5,400	450	2,600	7,400	10,000	NA	NA	NA	NA	NA	9.50	NA	NA	NA
MW-1	01/09/1996	32,000	NA	NA	3,000	240	1,900	3,500	6,100	NA	NA	NA	NA	NA	9.50	2.95	6.55	NA
MW-1	04/02/1996	30,000	NA	NA	3,100	260	2.0	3,900	8.0	NA	NA	NA	NA	NA	9.50	2.00	7.50	NA
MW-1	10/03/1996	18,000	2,800	NA	3,000	120	1,200	1,700	7,500	NA	NA	NA	NA	NA	9.50	3.21	6.29	2.2
MW-1	04/03/1997	29,000	3,000	NA	2,300	170	2,300	2,900	4,300	NA	NA	NA	NA	NA	9.50	2.84	6.66	2.2
MW-1	10/08/1997	22,000	3,600	NA	920	71	2,400	2,200	820	NA	NA	NA	NA	NA	9.50	2.58	6.92	1.5
MW-1	06/10/1998	13,000	2,900	NA	860	<100	1,300	500	29,000	32,000	NA	NA	NA	NA	9.50	2.67	6.83	0.5/0.5
MW-1 (D)	06/10/1998	9,400	2,100	NA	870	<50	1,300	520	28,000	NA	NA	NA	NA	NA	9.50	2.67	6.83	0.5/0.5
MW-1	12/30/1998	6,930	1,540	NA	714	52.7	243	<25.0	9,000	NA	NA	NA	NA	NA	9.50	4.68	4.82	1.6/1.4
MW-1 *	06/25/1999	12,600	NA	NA	1,110	44.7	1,340	710	6,080	NA	NA	NA	NA	NA	9.50	2.86	6.64	1.2/2.1
MW-1	12/28/1999	3,260	1,170	NA	527	14.0	50.7	40.3	5,430	7,060b	NA	NA	NA	NA	9.50	3.23	6.27	1.4/1.8
MW-1	05/31/2000	6,820	2,050	NA	1,620	<50.0	116	<50.0	6,070	4,710	NA	NA	NA	NA	9.50	2.39	7.11	0.98/2.27
MW-1	10/17/2000	2,530	995 a	NA	388	<10.0	16.4	22.1	917	NA	NA	NA	NA	NA	9.50	2.05	7.45	4.0/3.1
MW-1	05/01/2001	12,300	1,510	NA	1,480	19.5	205	111	4,160	NA	NA	NA	NA	NA	9.50	3.55	5.95	1.6/1.3
MW-1	11/05/2001	NA	NA	NA	NA	NA	NA	NA	NA	NA	NA	NA	NA	NA	9.85 e	4.43	5.42	0.4
MW-1	11/07/2001	3,000	<1,000	NA	290	6.0	11	15	NA	870	NA	NA	NA	NA	9.85	4.00	5.85	2.1/1.4
MW-1	05/01/2002	11,000	<2,000	NA	2,100	29	180	68	NA	1,500	NA	NA	NA	NA	9.85	3.14	6.71	3.4/2.3
MW-1	07/16/2002	7,400	<1,500	NA	1,200	22	37	24	NA	1,900	NA	NA	NA	NA	9.85	3.69	6.16	0.9/0.8
MW-1	10/17/2002	4,600	<2,000	NA	810	16	68	31	NA	1,600	NA	NA	NA	NA	9.44	4.76	4.68	0.8/1.2
MW-1	01/21/2003	11,000	<7,000	NA	1,100	28	210	53	NA	1,100	NA	NA	NA	NA	9.44	3.50	5.94	0.3/0.7
MW-1	05/01/2003	13,000	4,900 a	NA	1,500	33	260	68	NA	1,700	NA	NA	NA	NA	9.44	3.04	6.40	NA
MW-1	07/17/2003	10,000	3,200 a,f	NA	2,400	<50	250	<100	NA	3,100	NA	NA	NA	NA	9.44	3.92	5.52	NA
MW-1	10/02/2003	Well inaccessible		NA	NA	NA	NA	NA	NA	NA	NA	NA	NA	NA	9.44	NA	NA	NA
MW-1	10/16/2003	8,500	3,700 a	NA	1,100	26	140	41	NA	1,700	NA	NA	NA	NA	9.44	4.65	4.79	NA
MW-1	01/05/2004	11,000	4,300 a	NA	1,600	29	200	45	NA	1,400	NA	NA	NA	NA	9.44	2.39	7.05	NA
MW-1	04/01/2004	10,000	3,700 a	NA	1,500	28	330	59	NA	630	NA	NA	NA	NA	9.44	3.06	6.38	NA
MW-1	08/02/2004	9,100	4,600 a	<1,000	1,700	17	200	24	NA	1,700	<40	<40	<40	2,900	9.44	4.50	4.94	NA
MW-2	02/16/1989	20,000	NA	NA	200	900	2,700	9,600	NA	NA	NA	NA	NA	NA	7.68	5.33	2.35	NA
MW-2	05/23/1989	1,500	1,600	NA	4.3	2.9	11	150	NA	NA	NA	NA	NA	NA	7.68	5.23	2.45	NA
MW-2	08/03/1989	15,000	7,400	NA	75	120	850	2,200	NA	NA	NA	NA	NA	NA	7.68	6.03	1.65	NA

WELL CONCENTRATIONS
Shell-branded Service Station
285 Hegenberger Road
Oakland, CA

Well ID	Date	TPPH (ug/L)	TEPH as Diesel (ug/L)	TEPH as Motor Oil (ug/L)	B (ug/L)	T (ug/L)	E (ug/L)	X (ug/L)	MTBE 8020 (ug/L)	MTBE 8260 (ug/L)	DIPE (ug/L)	ETBE (ug/L)	TAME (ug/L)	TBA (ug/L)	TOC (MSL)	Depth to Water (ft.)	GW Elevation (MSL)	DO Reading (ppm)
MW-2	12/15/1989	5,000	2,600	NA	52	13	4.1	290	NA	NA	NA	NA	NA	NA	7.68	6.43	1.25	NA
MW-2	02/07/1990	13,000	4,800	NA	32	34	230	640	NA	NA	NA	NA	NA	NA	7.68	5.82	1.86	NA
MW-2	04/18/1990	9,800	3,200	NA	33	19	460	1,700	NA	NA	NA	NA	NA	NA	7.68	5.88	1.80	NA
MW-2	07/23/1990	9,600	2,700	NA	41	27	540	940	NA	NA	NA	NA	NA	NA	7.68	6.05	1.63	NA
MW-2	10/01/1990	390	1,600	NA	3.4	15	8.5	25	NA	NA	NA	NA	NA	NA	7.68	NA	NA	NA
MW-2	01/03/1991	1,800	830	NA	56	4.4	4.8	92	NA	NA	NA	NA	NA	NA	7.68	6.82	0.86	NA
MW-2	04/10/1991	1,900	280	NA	ND	28	140	490	NA	NA	NA	NA	NA	NA	7.68	4.80	2.88	NA
MW-2	07/12/1991	8,100	1,100	NA	89	66	350	930	NA	NA	NA	NA	NA	NA	7.68	5.70	1.98	NA
MW-2	10/08/1991	1,400	2,600	NA	5.1	1.5	36	270	NA	NA	NA	NA	NA	NA	7.68	6.40	1.28	NA
MW-2	02/06/1992	2,000	5,400 a	NA	7.8	2.5	130	210	NA	NA	NA	NA	NA	NA	7.68	6.40	1.28	NA
MW-2	05/04/1992	21	1,000	NA	ND	ND	300	960	NA	NA	NA	NA	NA	NA	7.68	4.68	3.00	NA
MW-2	07/28/1992	2,100	830 a	NA	7.7	3.3	130	310	NA	NA	NA	NA	NA	NA	7.68	5.86	1.82	NA
MW-2	10/27/1992	1,100	530	NA	16	3.1	4.5	25	NA	NA	NA	NA	NA	NA	7.68	6.96	0.72	NA
MW-2	01/14/1993	290	170 a	NA	5.2	3.1	8.4	21	NA	NA	NA	NA	NA	NA	7.68	4.12	3.56	NA
MW-2	04/23/1993	2,400	1,200 a	NA	ND	ND	210	610	NA	NA	NA	NA	NA	NA	7.68	3.84	3.84	NA
MW-2	07/20/1993	440	130	NA	1.7	1.7	15	38	NA	NA	NA	NA	NA	NA	10.55	5.17	5.38	NA
MW-2	10/18/1993	2,100	1,600 a	NA	ND	ND	90	110	NA	NA	NA	NA	NA	NA	10.55	6.20	4.35	NA
MW-2	01/06/1994	1.9a	130	NA	ND	6.7	7.1	12	NA	NA	NA	NA	NA	NA	10.55	5.39	5.16	NA
MW-2	04/12/1994	120	130	NA	ND	ND	3.4	4.3	NA	NA	NA	NA	NA	NA	10.55	4.72	5.83	NA
MW-2	07/25/1994	0.18a	280 a	NA	5.3	ND	6.2	8.2	NA	NA	NA	NA	NA	NA	10.55	5.44	5.11	NA
MW-2	10/25/1994	170	400	NA	ND	ND	ND	ND	NA	NA	NA	NA	NA	NA	10.55	6.73	3.82	NA
MW-2	01/09/1995	ND	ND	NA	ND	ND	ND	ND	NA	NA	NA	NA	NA	NA	10.55	4.34	6.21	NA
MW-2	04/11/1995	ND	ND	NA	ND	ND	ND	ND	NA	NA	NA	NA	NA	NA	10.55	3.72	6.83	NA
MW-2	07/18/1995	250	160	NA	2.8	0.5	12	13	NA	NA	NA	NA	NA	NA	10.55	4.91	5.64	NA
MW-2	10/18/1995	NA	NA	NA	NA	NA	NA	NA	NA	NA	NA	NA	NA	NA	10.55	5.88	4.67	NA
MW-2	01/09/1996	790	130	NA	5.1	1.5	2.4	4.6	1,400	NA	NA	NA	NA	NA	10.55	4.75	5.80	NA
MW-2	04/02/1996	260	NA	NA	<2	<2	13	6.9	540	NA	NA	NA	NA	NA	10.55	3.25	7.30	NA
MW-2	10/03/1996	<2,000	620	NA	<20	<20	<20	<20	13,000	NA	NA	NA	NA	NA	10.55	5.27	5.28	2.3
MW-2	04/03/1997	<1,000	190	NA	<10	<10	<10	<10	2,800	NA	NA	NA	NA	NA	10.55	3.99	6.56	2.2
MW-2	10/08/1997	<5,000	1,100	NA	<50	<50	<50	<50	d	NA	NA	NA	NA	NA	10.55	5.03	5.52	1.6
MW-2	06/10/1998	120	310	NA	1.7	<1.0	<1.0	<1.0	3,800	NA	NA	NA	NA	NA	10.55	4.11	6.44	0.7/0.6
MW-2	12/30/1998	<5,000	1,050	NA	<50.0	<50.0	<50.0	<50.0	12,100	15,300	NA	NA	NA	NA	10.55	4.76	5.79	1.3/1.2

WELL CONCENTRATIONS
Shell-branded Service Station
285 Hegenberger Road
Oakland, CA

Well ID	Date	TPPH (ug/L)	TEPH as Diesel (ug/L)	TEPH as Motor Oil (ug/L)	B (ug/L)	T (ug/L)	E (ug/L)	X (ug/L)	MTBE 8020 (ug/L)	MTBE 8260 (ug/L)	DIPE (ug/L)	ETBE (ug/L)	TAME (ug/L)	TBA (ug/L)	TOC (MSL)	Depth to Water (ft.)	GW Elevation (MSL)	DO Reading (ppm)
MW-2 *	06/25/1999	<1,000	NA	NA	<10.0	<10.0	<10.0	<10.0	7,570	NA	NA	NA	NA	NA	10.55	4.63	5.92	2.3/2.5
MW-2	12/28/1999	228	446	NA	4.54	<0.500	<0.500	<0.500	4,260	NA	NA	NA	NA	NA	10.55	4.95	5.60	2.1/2.4
MW-2	05/31/2000	597	187	NA	19.3	<0.500	0.860	<0.500	2,480	NA	NA	NA	NA	NA	10.55	4.06	6.49	1.8/2.7
MW-2	10/17/2000	Well inaccessible		NA	NA	NA	NA	NA	NA	NA	NA	NA	NA	NA	10.55	NA	NA	NA
MW-2	05/01/2001	Well inaccessible		NA	NA	NA	NA	NA	NA	NA	NA	NA	NA	NA	10.55	NA	NA	NA
MW-2	11/05/2001	<500	610	NA	<5.0	<5.0	<5.0	<5.0	NA	1,800	NA	NA	NA	NA	10.55	6.12	4.43	0.6/1.1
MW-2	05/01/2002	440	<50	NA	<2.5	<2.5	<2.5	<2.5	NA	1,300	NA	NA	NA	NA	10.55	3.85	6.70	6.2/0.9
MW-2	07/16/2002	<500	250	NA	<5.0	<5.0	<5.0	<5.0	NA	2,100	NA	NA	NA	NA	10.55	4.56	5.99	0.9/1.3
MW-2	10/17/2002	280	240	NA	<1.0	<1.0	<1.0	<1.0	NA	270	NA	NA	NA	NA	10.10	5.90	4.20	0.6/2.2
MW-2	01/21/2003	160	72	NA	<0.50	<0.50	<0.50	<0.50	NA	380	NA	NA	NA	NA	10.10	4.11	5.99	0.5/1.0
MW-2	05/01/2003	350	<50	NA	<0.50	<0.50	<0.50	<1.0	NA	110	NA	NA	NA	NA	10.10	4.18	5.92	NA
MW-2	07/17/2003	120	61 a,f	NA	<0.50	<0.50	<0.50	<1.0	NA	14	NA	NA	NA	NA	10.10	4.72	5.38	NA
MW-2	10/02/2003	190	200 a	NA	1.6	<0.50	<0.50	<1.0	NA	17	NA	NA	NA	NA	10.10	5.76	4.34	NA
MW-2	01/05/2004	77	<50	NA	<0.50	0.86	<0.50	<1.0	NA	1.3	NA	NA	NA	NA	10.10	3.28	6.82	NA
MW-2	04/01/2004	450 a	<50	NA	<0.50	<0.50	<0.50	<1.0	NA	1.6	NA	NA	NA	NA	10.10	3.71	6.39	NA
MW-2	08/02/2004	110	130 a	<500	<0.50	<0.50	<0.50	<1.0	NA	3.9	<2.0	<2.0	<2.0	150	10.10	5.50	4.60	NA
MW-3	02/16/1989	60,000	NA	NA	5,500	ND	3,200	5,200	NA	NA	NA	NA	NA	NA	7.81	5.17	2.64	NA
MW-3	05/23/1989	ND	1,500	NA	ND	200	ND	ND	NA	NA	NA	NA	NA	NA	7.81	5.09	2.72	NA
MW-3	08/03/1989	2,000	1,200	NA	120	ND	ND	86	NA	NA	NA	NA	NA	NA	7.81	5.34	2.47	NA
MW-3	12/15/1989	5,200	1,700	NA	380	12	17	410	NA	NA	NA	NA	NA	NA	7.81	6.02	1.79	NA
MW-3	02/07/1990	260	230	NA	17	47	5.4	2.5	NA	NA	NA	NA	NA	NA	7.81	4.95	2.86	NA
MW-3	04/18/1990	260	ND	NA	ND	ND	ND	9.4	NA	NA	NA	NA	NA	NA	7.81	5.55	2.26	NA
MW-3	07/23/1990	510	210	NA	46	ND	ND	9.3	NA	NA	NA	NA	NA	NA	7.81	5.81	2.00	NA
MW-3	09/27/1990	460	350	NA	6.3	1.2	ND	15	NA	NA	NA	NA	NA	NA	7.81	6.86	0.95	NA
MW-3	01/03/1991	4,800	630	NA	920	1.7	ND	190	NA	NA	NA	NA	NA	NA	7.81	6.84	0.97	NA
MW-3	04/10/1991	120	60	NA	1.2	8.8	3.5	21	NA	NA	NA	NA	NA	NA	7.81	4.93	2.88	NA
MW-3	07/12/1991	430	ND	NA	12	0.8	ND	7.7	NA	NA	NA	NA	NA	NA	7.81	5.56	2.25	NA
MW-3	10/08/1991	770	560	NA	140	ND	ND	53	NA	NA	NA	NA	NA	NA	7.81	6.62	1.19	NA
MW-3	02/06/1992	500	340 a	NA	74	0.7	5.2	5.3	NA	NA	NA	NA	NA	NA	7.81	6.28	1.53	NA
MW-3	05/04/1992	310	290 a	NA	47	0.9	17	16	NA	NA	NA	NA	NA	NA	7.81	4.65	3.16	NA
MW-3	07/28/1992	780	100 a	NA	130	ND	13	4.2	NA	NA	NA	NA	NA	NA	7.81	5.56	2.25	NA

WELL CONCENTRATIONS
Shell-branded Service Station
285 Hegenberger Road
Oakland, CA

Well ID	Date	TPPH (ug/L)	TEPH as Diesel (ug/L)	TEPH as Motor Oil (ug/L)	B (ug/L)	T (ug/L)	E (ug/L)	X (ug/L)	MTBE 8020 (ug/L)	MTBE 8260 (ug/L)	DIPE (ug/L)	ETBE (ug/L)	TAME (ug/L)	TBA (ug/L)	TOC (MSL)	Depth to Water (ft.)	GW Elevation (MSL)	DO Reading (ppm)
MW-3	10/27/1992	740	69a	NA	92	ND	7.8	9.6	NA	NA	NA	NA	NA	NA	7.81	6.65	1.16	NA
MW-3	01/14/1993	ND	ND	NA	2.4	2.8	ND	ND	NA	NA	NA	NA	NA	NA	7.81	3.88	3.93	NA
MW-3	04/23/1993b	NA	NA	NA	NA	NA	NA	NA	NA	NA	NA	NA	NA	NA	7.81	NA	NA	NA
MW-3	07/20/1993b	NA	NA	NA	NA	NA	NA	NA	NA	NA	NA	NA	NA	NA	11.25 (TOB)	NA	NA	NA
MW-3	10/18/1993b	NA	NA	NA	NA	NA	NA	NA	NA	NA	NA	NA	NA	NA	11.25 (TOB)	NA	NA	NA
MW-3	01/06/1994	130	64	NA	1.7	ND	ND	0.93	NA	NA	NA	NA	NA	NA	11.25 (TOB)	5.54	NA	NA
MW-3	04/12/1994	ND	75	NA	0.82	ND	ND	0.7	NA	NA	NA	NA	NA	NA	11.25 (TOB)	4.82	NA	NA
MW-3	07/25/1994	0.06a	ND	NA	2.8	ND	ND	0.7	NA	NA	NA	NA	NA	NA	11.25 (TOB)	6.03 (TOB)	5.22	NA
MW-3	10/25/1994	70	100	NA	ND	ND	ND	ND	NA	NA	NA	NA	NA	NA	11.25 (TOB)	6.48	NA	NA
MW-3	01/09/1995	ND	ND	NA	ND	ND	ND	ND	NA	NA	NA	NA	NA	NA	11.25 (TOB)	4.86 (TOB)	6.39	NA
MW-3	04/11/1995	ND	ND	NA	ND	ND	ND	ND	NA	NA	NA	NA	NA	NA	11.25 (TOB)	4.22 (TOB)	7.03	NA
MW-3	07/18/1995	ND	90	NA	2.8	ND	ND	ND	NA	NA	NA	NA	NA	NA	11.25 (TOB)	5.44 (TOB)	5.81	NA
MW-3	10/18/1995	NA	NA	NA	NA	NA	NA	NA	NA	NA	NA	NA	NA	NA	11.25 (TOB)	5.72	NA	NA
MW-3	01/09/1996	90	90	NA	1.7	ND	<0.5	<0.5	61	NA	NA	NA	NA	NA	11.25 (TOB)	4.96	NA	NA
MW-3	04/02/1996	<50	NA	NA	<0.5	<0.5	<0.5	<0.5	24	NA	NA	NA	NA	NA	11.25 (TOB)	3.43	NA	NA
MW-3	10/03/1996	<500	180	NA	<5	<5	<5	<5	1,200	NA	NA	NA	NA	NA	11.25 (TOB)	5.39	NA	2.4
MW-3	04/03/1997	150	83	NA	3.2	<0.50	<0.50	0.81	280	NA	NA	NA	NA	NA	11.25 (TOB)	4.20	NA	2.0
MW-3	10/08/1997	180	120	NA	7.3	0.68	0.54	3.9	1,700	NA	NA	NA	NA	NA	11.25 (TOB)	5.51(TOB)	5.74	2.1
MW-3	06/10/1998	130	120	NA	12	0.85	<0.50	2.1	600	NA	NA	NA	NA	NA	11.25 (TOB)	3.91(TOB)	7.34	0.8/0.9
MW-3	12/30/1998	<250	108	NA	<2.50	<2.50	<2.50	<2.50	1,010	NA	NA	NA	NA	NA	11.25 (TOB)	5.76 (TOB)	5.49	1.3/1.4
MW-3 *	06/25/1999	269	NA	NA	4.24	<2.50	<2.50	<2.50	1,180	NA	NA	NA	NA	NA	11.25 (TOB)	4.73	NA	1.4/1.9
MW-3	12/28/1999	333	122	NA	41.4	6.48	6.57	21.3	2,680	NA	NA	NA	NA	NA	11.25 (TOB)	5.75 (TOB)	5.50	1.3/1.5
MW-3	05/31/2000	1,180	89.2	NA	19.1	1.92	3.26	<1.00	2,130	NA	NA	NA	NA	NA	11.25 (TOB)	4.96 (TOB)	6.29	1.2/2.2
MW-3	10/17/2000	156	183 a	NA	5.22	0.819	<0.500	1.53	2,250	NA	NA	NA	NA	NA	11.25 (TOB)	5.70 (TOB)	5.55	2.0/2.1
MW-3	05/01/2001	286	95.9	NA	<2.50	<2.50	<2.50	<2.50	1,470	NA	NA	NA	NA	NA	11.25 (TOB)	4.88 (TOB)	6.37	1.9/2.7
MW-3	05/29/2001	NA	NA	NA	NA	NA	NA	NA	NA	NA	NA	NA	NA	NA	11.25 (TOB)	5.25 (TOB)	6.00	3.0/1.9
MW-3	11/05/2001	<500	<50	NA	<5.0	<5.0	<5.0	<5.0	NA	2,100	NA	NA	NA	NA	11.25 (TOB)	6.25 (TOB)	5.00	0.5/1.9
MW-3	05/01/2002	<100	80	NA	<1.0	<1.0	<1.0	<1.0	NA	430	NA	NA	NA	NA	11.25 (TOB)	4.77 (TOB)	6.48	4.1/0.7
MW-3	07/16/2002	410	340	NA	12	2.0	<2.0	3.5	NA	530	NA	NA	NA	NA	11.25 (TOB)	5.44 (TOB)	5.81	0.3/1.7
MW-3	10/17/2002	220	82	NA	2.5	<2.0	<2.0	2.3	NA	25	NA	NA	NA	NA	10.58	6.03	4.55	0.8/2.4
MW-3	01/21/2003	<50	150	NA	<0.50	<0.50	<0.50	<0.50	NA	28	NA	NA	NA	NA	10.58	4.30	6.28	1.2/1.0
MW-3	05/01/2003	60	<50	NA	<0.50	<0.50	<0.50	<1.0	NA	16	NA	NA	NA	NA	10.58	4.30	6.28	NA

WELL CONCENTRATIONS
Shell-branded Service Station
285 Hegenberger Road
Oakland, CA

Well ID	Date	TPPH (ug/L)	TEPH as Diesel (ug/L)	TEPH as Motor Oil (ug/L)	B (ug/L)	T (ug/L)	E (ug/L)	X (ug/L)	MTBE 8020 (ug/L)	MTBE 8260 (ug/L)	DIPE (ug/L)	ETBE (ug/L)	TAME (ug/L)	TBA (ug/L)	TOC (MSL)	Depth to Water (ft.)	GW Elevation (MSL)	DO Reading (ppm)
MW-3	07/17/2003	120	<50	NA	1.2	<0.50	<0.50	<1.0	NA	11	NA	NA	NA	NA	10.58	5.36	5.22	NA
MW-3	10/02/2003	160	56 a	NA	3.1	1.1	<0.50	2.1	NA	8.2	NA	NA	NA	NA	10.58	6.00	4.58	NA
MW-3	01/05/2004	54	<50	NA	<0.50	<0.50	<0.50	<1.0	NA	15	NA	NA	NA	NA	10.58	4.44	6.14	NA
MW-3	04/01/2004	<50	<50	NA	<0.50	<0.50	<0.50	<1.0	NA	4.2	NA	NA	NA	NA	10.58	4.29	6.29	NA
MW-3	08/02/2004	300	<50	<500	<2.5	<2.5	<2.5	<5.0	NA	17	<10	<10	<10	1,900	10.58	5.80	4.78	NA
MW-4	05/23/1989	ND	ND	NA	ND	ND	ND	ND	NA	NA	NA	NA	NA	NA	7.38	5.60	1.78	NA
MW-4	08/03/1989	ND	ND	NA	ND	ND	ND	ND	NA	NA	NA	NA	NA	NA	7.38	6.37	1.01	NA
MW-4	12/15/1989	ND	ND	NA	ND	ND	ND	ND	NA	NA	NA	NA	NA	NA	7.38	6.91	0.47	NA
MW-4	03/08/1990	ND	ND	NA	ND	ND	ND	ND	NA	NA	NA	NA	NA	NA	7.38	6.06	1.32	NA
MW-4	04/18/1990	NA	NA	NA	NA	NA	NA	NA	NA	NA	NA	NA	NA	NA	7.38	5.84	1.54	NA
MW-4	07/23/1990	ND	ND	NA	ND	ND	ND	ND	NA	NA	NA	NA	NA	NA	7.38	6.92	0.46	NA
MW-4	09/27/1991	ND	ND	NA	ND	ND	ND	ND	NA	NA	NA	NA	NA	NA	7.38	8.03	0.65	NA
MW-4	01/03/1991	NA	NA	NA	NA	NA	NA	NA	NA	NA	NA	NA	NA	NA	7.38	7.54	-0.16	NA
MW-4	04/10/1991	ND	ND	NA	ND	ND	ND	ND	NA	NA	NA	NA	NA	NA	7.38	5.06	2.32	NA
MW-4	07/12/1991	ND	ND	NA	ND	ND	ND	ND	NA	NA	NA	NA	NA	NA	7.38	6.86	0.52	NA
MW-4	10/08/1991	ND	ND	NA	ND	ND	ND	ND	NA	NA	NA	NA	NA	NA	7.38	7.44	-0.06	NA
MW-4	02/06/1992	120	2,500 a	NA	ND	ND	ND	ND	NA	NA	NA	NA	NA	NA	7.38	7.29	0.09	NA
MW-4	05/04/1992	ND	53	NA	ND	ND	ND	ND	NA	NA	NA	NA	NA	NA	7.38	5.33	2.05	NA
MW-4	07/28/1992	ND	60	NA	ND	ND	ND	ND	NA	NA	NA	NA	NA	NA	7.38	6.95	0.43	NA
MW-4	10/27/1992	ND	ND	NA	ND	ND	ND	ND	NA	NA	NA	NA	NA	NA	7.38	7.65	-0.27	NA
MW-4	01/14/1993	ND	ND	NA	ND	ND	ND	ND	NA	NA	NA	NA	NA	NA	7.38	4.84	2.54	NA
MW-4	04/23/1993	ND	ND	NA	ND	ND	ND	ND	NA	NA	NA	NA	NA	NA	7.38	4.84	2.54	NA
MW-4	07/20/1993	ND	ND	NA	2.2	ND	1.1	7.7	NA	NA	NA	NA	NA	NA	10.28	6.47	3.81	NA
MW-4	10/18/1993	ND	ND	NA	ND	1.2	ND	ND	NA	NA	NA	NA	NA	NA	10.28	7.35	2.93	NA
MW-4	01/06/1994	ND	ND	NA	ND	ND	ND	ND	NA	NA	NA	NA	NA	NA	10.28	7.64	2.64	NA
MW-4	04/12/1994	ND	76	NA	ND	ND	ND	ND	NA	NA	NA	NA	NA	NA	10.28	6.39	3.89	NA
MW-4	07/25/1994	ND	ND	NA	ND	ND	ND	ND	NA	NA	NA	NA	NA	NA	10.28	7.00	3.28	NA
MW-4	10/25/1994	ND	ND	NA	ND	ND	ND	ND	NA	NA	NA	NA	NA	NA	10.28	7.53	2.75	NA
MW-4	01/09/1995	ND	70 a	NA	ND	ND	ND	ND	NA	NA	NA	NA	NA	NA	10.28	4.90	5.38	NA
MW-4	04/11/1995	ND	140	NA	1.5	ND	0.6	3.4	NA	NA	NA	NA	NA	NA	10.28	5.04	5.24	NA
MW-4	07/18/1995	ND	160	NA	13	3.4	ND	ND	NA	NA	NA	NA	NA	NA	10.28	6.18	4.10	NA

WELL CONCENTRATIONS
Shell-branded Service Station
285 Hegenberger Road
Oakland, CA

Well ID	Date	TPPH (ug/L)	TEPH as Diesel (ug/L)	TEPH as Motor Oil (ug/L)	B (ug/L)	T (ug/L)	E (ug/L)	X (ug/L)	MTBE 8020 (ug/L)	MTBE 8260 (ug/L)	DIPE (ug/L)	ETBE (ug/L)	TAME (ug/L)	TBA (ug/L)	TOC (MSL)	Depth to Water (ft.)	GW Elevation (MSL)	DO Reading (ppm)
MW-4	10/18/1995	NA	NA	NA	NA	NA	NA	NA	NA	NA	NA	NA	NA	NA	10.28	6.63	3.65	NA
MW-4	01/09/1996	<50	ND	NA	<0.5	ND	<0.5	<0.5	ND	NA	NA	NA	NA	NA	10.28	3.82	6.46	NA
MW-4	04/02/1996	<50	NA	NA	<0.5	<0.5	<0.5	<0.5	<2.5	NA	NA	NA	NA	NA	10.28	3.97	6.31	NA
MW-4	10/03/1996	<50	81	NA	<0.5	<0.5	<0.5	<0.5	<2.5	NA	NA	NA	NA	NA	10.28	3.74	6.54	NA
MW-4	04/03/1997	<50	69	NA	<0.50	<0.50	<0.50	<0.50	<2.5	NA	NA	NA	NA	NA	10.28	3.74	6.54	1.8
MW-4	10/08/1997	<50	75	NA	<0.50	<0.50	<0.50	<0.50	13	NA	NA	NA	NA	NA	10.28	4.69	5.39	2.0
MW-4 (D)	10/08/1997	<50	NA	NA	<0.50	<0.50	<0.50	<0.50	<2.5	NA	NA	NA	NA	NA	10.28	4.89	5.39	2.0
MW-4	06/10/1998	NA	NA	NA	NA	NA	NA	NA	NA	NA	NA	NA	NA	NA	10.28	4.39	5.89	NA
MW-4	12/30/1998	<50.0	94.1	NA	<0.500	<0.500	<0.500	0.580	7.33	NA	NA	NA	NA	NA	10.28	5.58	4.70	1.7/1.6
MW-4	06/25/1999	NA	NA	NA	NA	NA	NA	NA	NA	NA	NA	NA	NA	NA	10.28	4.17	6.11	NA
MW-4	12/28/1999	<50.0	<50.0	NA	<0.500	<0.500	<0.500	<0.500	<5.00	NA	NA	NA	NA	NA	10.28	4.54	5.74	1.4/1.5
MW-4	05/31/2000	NA	NA	NA	NA	NA	NA	NA	NA	NA	NA	NA	NA	NA	10.28	3.85	6.43	NA
MW-4	10/17/2000	<50.0	274a	NA	<0.500	<0.500	<0.500	<0.500	9.40	NA	NA	NA	NA	NA	10.28	3.50	6.78	3.8/4.0
MW-4	05/01/2001	NA	NA	NA	NA	NA	NA	NA	NA	NA	NA	NA	NA	NA	10.28	4.10	6.18	NA
MW-4	11/05/2001	<50	<50	NA	<0.50	<0.50	<0.50	<0.50	NA	8.4	NA	NA	NA	NA	10.28	5.21	5.07	1.3/1.5
MW-4	05/01/2002	<50	<50	NA	<0.50	<0.50	<0.50	<0.50	NA	<5.0	NA	NA	NA	NA	10.28	4.28	6.00	2.6/1.1
MW-4	07/16/2002	NA	NA	NA	NA	NA	NA	NA	NA	NA	NA	NA	NA	NA	10.28	3.87	6.41	NA
MW-4	10/17/2002	<50	<50	NA	<0.50	<0.50	<0.50	<0.50	NA	<5.0	NA	NA	NA	NA	9.83	4.66	5.17	1.4/2.4
MW-4	01/21/2003	NA	NA	NA	NA	NA	NA	NA	NA	NA	NA	NA	NA	NA	9.83	3.87	5.96	NA
MW-4	05/01/2003	<50	57 a	NA	<0.50	<0.50	<0.50	<1.0	NA	<5.0	NA	NA	NA	NA	9.83	4.49	5.34	NA
MW-4	07/17/2003	NA	NA	NA	NA	NA	NA	NA	NA	NA	NA	NA	NA	NA	9.83	5.46	4.37	NA
MW-4	10/02/2003	<50	<50	NA	<0.50	<0.50	<0.50	<1.0	NA	5.9	NA	NA	NA	NA	9.83	5.51	4.32	NA
MW-4	01/05/2004	NA	NA	NA	NA	NA	NA	NA	NA	NA	NA	NA	NA	NA	9.83	3.83	6.00	NA
MW-4	04/01/2004	<50	<50	NA	<0.50	<0.50	<0.50	<1.0	NA	3.0	NA	NA	NA	NA	9.83	4.43	5.40	NA
MW-4	08/02/2004	NA	NA	NA	NA	NA	NA	NA	NA	NA	NA	NA	NA	NA	9.83	5.05	4.78	NA
MW-5	05/23/1989	26,000	7,000	NA	1,500	280	ND	8,100	NA	NA	NA	NA	NA	NA	8.18	5.47	2.71	NA
MW-5	08/03/1989	12,000	8,700	NA	860	94	ND	2,600	NA	NA	NA	NA	NA	NA	8.18	5.94	2.24	NA
MW-5	12/15/1989	1,000	710	NA	22	35	18	44	NA	NA	NA	NA	NA	NA	8.18	6.75	1.43	NA
MW-5	02/07/1990	ND	620	NA	0.8	ND	ND	ND	NA	NA	NA	NA	NA	NA	8.18	6.03	2.15	NA
MW-5	04/18/1990	19,000	5,000	NA	4,500	850	97	8,000	NA	NA	NA	NA	NA	NA	8.18	5.80	2.38	NA
MW-5	07/23/1990	23,000	2,700	NA	3,600	400	160	6,500	NA	NA	NA	NA	NA	NA	8.18	6.00	2.18	NA

WELL CONCENTRATIONS
Shell-branded Service Station
285 Hegenberger Road
Oakland, CA

Well ID	Date	TPPH (ug/L)	TEPH as Diesel (ug/L)	TEPH as Motor Oil (ug/L)	B (ug/L)	T (ug/L)	E (ug/L)	X (ug/L)	MTBE 8020 (ug/L)	MTBE 8260 (ug/L)	DIPE (ug/L)	ETBE (ug/L)	TAME (ug/L)	TBA (ug/L)	TOC (MSL)	Depth to Water (ft.)	GW Elevation (MSL)	DO Reading (ppm)
MW-5	09/23/1990	5,400	550	NA	1,400	26	13	1,300	NA	NA	NA	NA	NA	NA	8.18	7.18	1.00	NA
MW-5	01/03/1991	860	560	NA	280	2.8	0.8	45	NA	NA	NA	NA	NA	NA	8.18	7.17	1.01	NA
MW-5	04/10/1991	12,000	1,800	NA	710	130	500	2,400	NA	NA	NA	NA	NA	NA	8.18	5.25	2.93	NA
MW-5	07/12/1991	24,000	1,700	NA	2,200	280	430	5,700	NA	NA	NA	NA	NA	NA	8.18	5.70	2.48	NA
MW-5	10/08/1991	2,800	1,400	NA	860	13	ND	580	NA	NA	NA	NA	NA	NA	8.18	6.50	1.68	NA
MW-5	02/06/1992	1,000	1,200	NA	300	ND	14	62	NA	NA	NA	NA	NA	NA	8.18	6.35	1.83	NA
MW-5	05/04/1992	10,000	4,100 a	NA	1,500	350	710	2,300	NA	NA	NA	NA	NA	NA	8.18	4.87	3.31	NA
MW-5	07/28/1992	12,000	3,800 a	NA	2,200	63	1,400	3,500	NA	NA	NA	NA	NA	NA	8.18	5.73	2.45	NA
MW-5	10/27/1992	7,500	480 a	NA	1,100	59	230	900	NA	NA	NA	NA	NA	NA	8.18	6.98	1.20	NA
MW-5	01/14/1993	7,700	1,100 a	NA	420	49	570	840	NA	NA	NA	NA	NA	NA	8.18	4.70	3.48	NA
MW-5	04/23/1993	110,000	1,600 a	NA	2,900	2,500	3,400	12,000	NA	NA	NA	NA	NA	NA	8.18	4.19	3.99	NA
MW-5	07/20/1993	18a	1,200 a	NA	1,400	84	1,500	3,200	NA	NA	NA	NA	NA	NA	10.87	5.10	5.77	NA
MW-5	10/18/1993	14,000	5,800 a	NA	2,000	100	2,300	5,100	NA	NA	NA	NA	NA	NA	10.87	5.79	5.08	NA
MW-5	01/06/1994	81,000	1,100 a	NA	11,000	9,300	3,600	12,000	NA	NA	NA	NA	NA	NA	10.87	5.56	5.31	NA
MW-5	04/12/1994	17,000	4,100	NA	2,900	380	430	1,300	NA	NA	NA	NA	NA	NA	10.87	4.90	5.97	NA
MW-5	07/25/1994	5,900	5,400 a	NA	1,500	42	34	170	NA	NA	NA	NA	NA	NA	10.87	5.38	5.49	NA
MW-5	10/25/1994	2,300	1,900 a	NA	35	3	ND	8	NA	NA	NA	NA	NA	NA	10.87	6.16	4.71	NA
MW-5	01/09/1995	8,300	3,700 a	NA	1,500	95	330	1,900	NA	NA	NA	NA	NA	NA	10.87	4.60	6.27	NA
MW-5	04/11/1995	7,300	9,800	NA	1,200	230	600	550	NA	NA	NA	NA	NA	NA	10.87	3.74	7.13	NA
MW-5	07/18/1995	17,000	5,100	NA	2,300	730	770	2,500	NA	NA	NA	NA	NA	NA	10.87	4.97	5.90	NA
MW-5	10/18/1995	Well abandoned		NA	NA	NA	NA	NA	NA	NA	NA	NA	NA	NA	10.87	5.67	5.20	NA
MW-6	05/23/1989	22,000	7,000	NA	16	6.5	7	3,400	NA	NA	NA	NA	NA	NA	8.21	5.47	2.74	NA
MW-6	08/03/1989	28,000	8,800	NA	1,200	130	2,100	2,800	NA	NA	NA	NA	NA	NA	8.21	5.91	2.30	NA
MW-6	12/15/1989	16,000	5,500	NA	370	92	200	180	NA	NA	NA	NA	NA	NA	8.21	5.98	2.23	NA
MW-6	02/07/1990	22,000	2,600	NA	520	85	630	770	NA	NA	NA	NA	NA	NA	8.21	5.47	2.74	NA
MW-6	04/18/1990	21,000	5,700	NA	900	77	2,700	2,700	NA	NA	NA	NA	NA	NA	8.21	5.80	2.41	NA
MW-6	07/23/1990	24,000	3,000	NA	1,000	94	3,400	2,700	NA	NA	NA	NA	NA	NA	8.21	5.85	2.36	NA
MW-6	09/27/1990	22,000	ND	NA	700	93	2,500	2,400	NA	NA	NA	NA	NA	NA	8.21	6.42	1.79	NA
MW-6	01/03/1991	25,000	960	NA	1,000	88	2,600	3,700	NA	NA	NA	NA	NA	NA	8.21	6.73	1.48	NA
MW-6	04/10/1991	18,000	920	NA	560	190	480	830	NA	NA	NA	NA	NA	NA	8.21	5.24	2.97	NA
MW-6	07/12/1991	9,500	1,900	NA	670	51	1,100	920	NA	NA	NA	NA	NA	NA	8.21	5.78	2.43	NA

WELL CONCENTRATIONS
Shell-branded Service Station
285 Hegenberger Road
Oakland, CA

Well ID	Date	TPPH (ug/L)	TEPH as Diesel (ug/L)	TEPH as Motor Oil (ug/L)	B (ug/L)	T (ug/L)	E (ug/L)	X (ug/L)	MTBE 8020 (ug/L)	MTBE 8260 (ug/L)	DIPE (ug/L)	ETBE (ug/L)	TAME (ug/L)	TBA (ug/L)	TOC (MSL)	Depth to Water (ft.)	GW Elevation (MSL)	DO Reading (ppm)
MW-6	10/08/1991	11,000	5,100	NA	1,000	43	ND	ND	NA	NA	NA	NA	NA	NA	8.21	6.36	1.85	NA
MW-6	02/06/1992	7,200	1,500 a	NA	560	8	720	160	NA	NA	NA	NA	NA	NA	8.21	6.15	2.06	NA
MW-6	05/04/1992	7,900	2,900 a	NA	610	ND	1,500	240	NA	NA	NA	NA	NA	NA	8.21	5.07	3.14	NA
MW-6	07/28/1992	17,000	3,200 a	NA	1,200	ND	3,000	610	NA	NA	NA	NA	NA	NA	8.21	5.85	2.36	NA
MW-6	10/27/1992	15,000	1,300 a	NA	1,300	130	1,700	490	NA	NA	NA	NA	NA	NA	8.21	6.69	1.52	NA
MW-6	01/14/1993	4,900	1,600 a	NA	80	31	330	37	NA	NA	NA	NA	NA	NA	8.21	4.52	3.69	NA
MW-6	04/23/1993	4,800	1,800 a	NA	120	ND	780	73	NA	NA	NA	NA	NA	NA	8.21	4.32	3.89	NA
MW-6	07/20/1993	19a	910 a	NA	570	18	1,100	130	NA	NA	NA	NA	NA	NA	11.04	5.39	5.65	NA
MW-6	10/18/1993	24,000	2,500 a	NA	770	440	1,600	830	NA	NA	NA	NA	NA	NA	11.04	6.67	4.37	NA
MW-6	01/06/1994	20 a	2,300 a	NA	450	30	530	52	NA	NA	NA	NA	NA	NA	11.04	5.66	5.38	NA
MW-6	04/12/1994	3,600	1,600	NA	150	ND	340	21	NA	NA	NA	NA	NA	NA	11.04	4.91	6.13	NA
MW-6	07/25/1994	1,600	2,200 a	NA	160	ND	ND	10	NA	NA	NA	NA	NA	NA	11.04	5.55	5.49	NA
MW-6 (D)	07/25/1994	1,000	2,400 a	NA	160	ND	ND	18	NA	NA	NA	NA	NA	NA	11.04	5.55	5.49	NA
MW-6	10/25/1994	9,800	3,000 a	NA	390	22	300	57	NA	NA	NA	NA	NA	NA	11.04	6.24	4.80	NA
MW-6	01/09/1995	2,200	800 a	NA	74	12	400	39	NA	NA	NA	NA	NA	NA	11.04	4.58	6.46	NA
MW-6	04/11/1995	5,000	7,700	NA	330	15	760	85	NA	NA	NA	NA	NA	NA	11.04	4.04	7.00	NA
MW-6	07/18/1995	4,200	1,700	NA	320	11	490	22	NA	NA	NA	NA	NA	NA	11.04	5.01	6.03	NA
MW-6	10/18/1995	NA	NA	NA	NA	NA	NA	NA	NA	NA	NA	NA	NA	NA	11.04	5.86	5.18	NA
MW-6	01/09/1996	5,600	790	NA	59	<5	180	12	14,000	NA	NA	NA	NA	NA	11.04	4.75	6.29	NA
MW-6	04/02/1996	1,500	NA	NA	12	<5	170	9	1,900	NA	NA	NA	NA	NA	11.04	3.82	7.22	NA
MW-6	10/03/1996	2,600	1,800	NA	110	<25	<25	<25	11,000	NA	NA	NA	NA	NA	11.04	5.27	5.77	2.2
MW-6	04/03/1997	<2,500	650	NA	30	<25	32	<25	10,000	NA	NA	NA	NA	NA	11.04	4.42	6.62	2.0
MW-6	10/08/1997	1,900	1,100	NA	31	<5.0	6.1	<5.0	2,600	NA	NA	NA	NA	NA	11.04	4.70	6.34	1.0
MW-6	06/10/1998	<1,000	1,500	NA	17	12	14	88	14,000	NA	NA	NA	NA	NA	11.04	4.36	6.68	0.4/0.4
MW-6	12/30/1998	260	528	NA	<2.50	<2.50	<2.50	<2.50	909	NA	NA	NA	NA	NA	11.04	4.98	6.06	2.1/1.6
MW-6 *	06/25/1999	<2,500	NA	NA	<25.0	<25.0	<25.0	<25.0	8,850	7,630	NA	NA	NA	NA	11.04	4.81	6.23	1.4/3.6
MW-6	12/28/1999	526	416	NA	7.60	<1.00	<1.00	<1.00	1,510	NA	NA	NA	NA	NA	11.04	5.17	5.87	1.8/2.0
MW-6	05/31/2000	2,870	998	NA	45.7	4.70	8.61	<2.50	3,780	NA	NA	NA	NA	NA	11.04	4.58	6.46	0.92/2.30
MW-6	10/17/2000	2,370	944a	NA	49.8	5.36	<5.00	<5.00	746	NA	NA	NA	NA	NA	11.04	4.80	6.24	2.5/2.1
MW-6	05/01/2001	3,000	706	NA	2.72	<2.50	4.46	<2.50	473	NA	NA	NA	NA	NA	11.04	4.75	6.29	2.2/1.6
MW-6	05/29/2001	NA	NA	NA	NA	NA	NA	NA	NA	NA	NA	NA	NA	NA	11.04	4.86	6.18	2.0/1.3
MW-6	11/05/2001	NA	NA	NA	NA	NA	NA	NA	NA	NA	NA	NA	NA	NA	11.04	5.73	5.31	0.6

WELL CONCENTRATIONS
Shell-branded Service Station
285 Hegenberger Road
Oakland, CA

Well ID	Date	TPPH (ug/L)	TEPH as Diesel (ug/L)	TEPH as Motor Oil (ug/L)	B (ug/L)	T (ug/L)	E (ug/L)	X (ug/L)	MTBE 8020 (ug/L)	MTBE 8260 (ug/L)	DIPE (ug/L)	ETBE (ug/L)	TAME (ug/L)	TBA (ug/L)	TOC (MSL)	Depth to Water (ft.)	GW Elevation (MSL)	DO Reading (ppm)
MW-6	11/07/2001	1,700	180	NA	1.3	1.2	1.3	1.1	NA	430	NA	NA	NA	NA	11.04	5.75	5.29	2.4/1.8
MW-6	05/01/2002	1,400	<300	NA	2.0	0.61	4.3	0.68	NA	220	NA	NA	NA	NA	11.04	4.47	6.57	2.5/2.0
MW-6	07/16/2002	3,500	<600	NA	31	1.5	5.7	1.2	NA	220	NA	NA	NA	NA	11.04	5.05	5.99	0.6/0.6
MW-6	10/17/2002	3,000	<700	NA	27	1.7	2.9	1.8	NA	340	NA	NA	NA	NA	10.59	5.80	4.79	1.2/1.1
MW-6	01/21/2003	900	<200	NA	1.5	<0.50	1.4	<0.50	NA	73	NA	NA	NA	NA	10.59	4.39	6.20	0.8/0.6
MW-6	05/01/2003	700 a	160 a	NA	0.58	<0.50	0.82	<1.0	NA	71	NA	NA	NA	NA	10.59	4.19	6.40	NA
MW-6	07/17/2003	<1,200	220 a,f	NA	<12	<12	<12	<25	NA	840	NA	NA	NA	NA	10.59	5.22	5.37	NA
MW-6	10/02/2003	<1,000	300 a	NA	<10	<10	<10	<20	NA	1,500	NA	NA	NA	NA	10.59	5.86	4.73	NA
MW-6	01/05/2004	520	140 a	NA	<0.50	0.72	<0.50	<1.0	NA	30	NA	NA	NA	NA	10.59	3.79	6.80	NA
MW-6	04/01/2004	650	220 a	NA	<0.50	<0.50	0.54	<1.0	NA	130	NA	NA	NA	NA	10.59	4.28	6.31	NA
MW-6	05/02/2004	1,600	500 a	<500	<2.5	<2.5	<2.5	<5.0	NA	480	<10	<10	<10	900	10.59	5.78	4.81	NA
MW-7	05/23/1989	47,000	11,000	NA	3,500	5,000	1,500	7,800	NA	NA	NA	NA	NA	NA	7.44	5.48	1.96	NA
MW-7	08/03/1989	68,000	22,000	NA	6,200	6,600	3,600	8,800	NA	NA	NA	NA	NA	NA	7.44	4.22	3.22	NA
MW-7	12/15/1989	100,000	12,000	NA	4,500	5,300	1,300	5,300	NA	NA	NA	NA	NA	NA	7.44	4.58	2.86	NA
MW-7	02/07/1990	96,000	8,100	NA	15,000	15,000	2,500	14,000	NA	NA	NA	NA	NA	NA	7.44	5.34	2.10	NA
MW-7	04/18/1990	94,000	10,000	NA	25,000	13,000	3,300	13,000	NA	NA	NA	NA	NA	NA	7.44	4.92	2.52	NA
MW-7	07/23/1990	84,000	12,000	NA	3,800	26,000	13,000	3,000	NA	NA	NA	NA	NA	NA	7.44	4.99	2.45	NA
MW-7	09/27/1990	43,000	ND	NA	25,000	6,100	2,400	9,000	NA	NA	NA	NA	NA	NA	7.44	6.16	1.28	NA
MW-7	01/03/1991	78,000	3,100	NA	26,000	16,000	3,000	14,000	NA	NA	NA	NA	NA	NA	7.44	4.96	2.48	NA
MW-7	04/10/1991	140,000	1,800	NA	26,000	16,000	2,200	14,000	NA	NA	NA	NA	NA	NA	7.44	4.13	3.31	NA
MW-7	07/12/1991	79,000	1,100	NA	7,700	7,200	2,300	10,000	NA	NA	NA	NA	NA	NA	7.44	4.98	2.46	NA
MW-7	10/08/1991	55,000	390 a	NA	29,000	7,500	1,800	9,300	NA	NA	NA	NA	NA	NA	7.44	5.48	1.96	NA
MW-7	02/06/1992	63,000	9,600 a	NA	16,000	8,700	1,600	7,400	NA	NA	NA	NA	NA	NA	7.44	5.05	2.39	NA
MW-7	05/04/1992	67,000	9,800 a	NA	22,000	13,000	1,800	9,400	NA	NA	NA	NA	NA	NA	7.44	4.43	3.01	NA
MW-7	07/28/1992	85,000	13,000 a	NA	26,000	17,000	2,900	15,000	NA	NA	NA	NA	NA	NA	7.44	4.88	2.56	NA
MW-7	10/27/1992	63,000	1,900 a	NA	21,000	11,000	3,000	11,000	NA	NA	NA	NA	NA	NA	7.44	5.39	2.05	NA
MW-7	01/14/1993	120,000	2,300 a	NA	28,000	21,000	1,600	15,000	NA	NA	NA	NA	NA	NA	7.44	4.26	3.18	NA
MW-7	04/23/1993	60,000	12,000 a	NA	17,000	3,700	2,200	11,000	NA	NA	NA	NA	NA	NA	7.44	4.04	3.40	NA
MW-7 (D)	04/23/1993	50,000	14,000 a	NA	17,000	4,200	2,200	11,000	NA	NA	NA	NA	NA	NA	7.44	4.04	3.40	NA
MW-7	07/20/1993	47,000	13,000	NA	23,000	9,900	2,200	12,000	NA	NA	NA	NA	NA	NA	10.28	4.36	5.92	NA
MW-7	10/18/1993	44,000	10,000 a	NA	22,000	3,800	2,600	10,000	NA	NA	NA	NA	NA	NA	10.28	5.14	5.14	NA

WELL CONCENTRATIONS
Shell-branded Service Station
285 Hegenberger Road
Oakland, CA

Well ID	Date	TPPH (ug/L)	TEPH as Diesel (ug/L)	TEPH as Motor Oil (ug/L)	B (ug/L)	T (ug/L)	E (ug/L)	X (ug/L)	MTBE 8020 (ug/L)	MTBE 8260 (ug/L)	DIPE (ug/L)	ETBE (ug/L)	TAME (ug/L)	TBA (ug/L)	TOC (MSL)	Depth to Water (ft.)	GW Elevation (MSL)	DO Reading (ppm)
MW-7	01/06/1994	65,000	5,200 a	NA	16,000	4,900	1,900	8,500	NA	NA	NA	NA	NA	NA	10.28	4.83	5.45	NA
MW-7	04/12/1994	68,000	3,400	NA	12,000	2,000	580	6,400	NA	NA	NA	NA	NA	NA	10.28	4.24	6.04	NA
MW-7	07/25/1994	63,000	4,200 a	NA	16,000	5,800	300	8,300	NA	NA	NA	NA	NA	NA	10.28	4.58	5.70	NA
MW-7	10/25/1994	46,000	3,800 a	NA	16,000	3,700	1,200	7,300	NA	NA	NA	NA	NA	NA	10.28	5.07	5.21	NA
MW-7	01/09/1995	62,000	3,300 a	NA	24,000	8,500	1,100	9,400	NA	NA	NA	NA	NA	NA	10.28	3.38	6.90	NA
MW-7 (D)	01/11/1995	57,000	3,200 a	NA	9,500	7,900	620	8,000	NA	NA	NA	NA	NA	NA	10.28	3.38	6.90	NA
MW-7	04/11/1995	53,000	7,000	NA	13,000	4,200	1,500	7,700	NA	NA	NA	NA	NA	NA	10.28	3.52	6.76	NA
MW-7 (D)	04/12/1995	55,000	7,600	NA	11,000	3,700	1,300	6,400	NA	NA	NA	NA	NA	NA	10.28	3.52	6.76	NA
MW-7	07/18/1995	95,000	2,700	NA	24,000	8,000	2,100	12,000	NA	NA	NA	NA	NA	NA	10.28	4.70	5.58	NA
MW-7	10/18/1995	Well abandoned		NA	NA	NA	NA	NA	NA	NA	NA	NA	NA	NA	10.28	5.25	5.03	NA
MW-8	05/23/1989	ND	100	NA	ND	ND	ND	ND	NA	NA	NA	NA	NA	NA	7.79	6.62	1.17	NA
MW-8	08/03/1989	ND	75	NA	ND	ND	ND	ND	NA	NA	NA	NA	NA	NA	7.79	6.62	1.17	NA
MW-8	12/15/1989	ND	ND	NA	ND	ND	ND	ND	NA	NA	NA	NA	NA	NA	7.79	6.71	1.08	NA
MW-8	03/08/1990	ND	ND	NA	ND	ND	ND	ND	NA	NA	NA	NA	NA	NA	7.79	4.95	2.84	NA
MW-8	04/18/1990	NA	NA	NA	NA	NA	NA	NA	NA	NA	NA	NA	NA	NA	7.79	6.40	1.89	NA
MW-8	07/23/1990	ND	ND	NA	ND	ND	ND	ND	NA	NA	NA	NA	NA	NA	7.79	6.62	1.17	NA
MW-8	09/27/1990	ND	1,100	NA	ND	ND	ND	ND	NA	NA	NA	NA	NA	NA	7.79	6.98	0.81	NA
MW-8	01/03/1991	ND	ND	NA	1.3	ND	ND	ND	NA	NA	NA	NA	NA	NA	7.79	7.03	0.76	NA
MW-8	04/10/1991	50	ND	NA	0.7	1.1	0.8	1	NA	NA	NA	NA	NA	NA	7.79	4.40	3.39	NA
MW-8	07/12/1991	ND	ND	NA	ND	ND	ND	ND	NA	NA	NA	NA	NA	NA	7.79	6.80	0.99	NA
MW-8	10/08/1991	ND	ND	NA	1.4	ND	ND	ND	NA	NA	NA	NA	NA	NA	7.79	7.56	0.23	NA
MW-8	02/06/1992	ND	60 a	NA	ND	0.7	ND	ND	NA	NA	NA	NA	NA	NA	7.79	6.94	0.85	NA
MW-8	05/04/1992	ND	210 a	NA	ND	ND	ND	ND	NA	NA	NA	NA	NA	NA	7.79	5.86	1.93	NA
MW-8	07/28/1992	51	ND	NA	ND	ND	1	0.6	NA	NA	NA	NA	NA	NA	7.79	6.94	0.85	NA
MW-8	10/27/1992	ND	ND	NA	ND	6.6	ND	ND	NA	NA	NA	NA	NA	NA	7.79	7.83	-0.04	NA
MW-8	01/14/1993	ND	64a	NA	ND	ND	ND	ND	NA	NA	NA	NA	NA	NA	7.79	3.60	4.19	NA
MW-8 (D)	01/14/1993	ND	NA	NA	ND	ND	ND	ND	NA	NA	NA	NA	NA	NA	7.79	3.60	4.19	NA
MW-8	04/23/1993	ND	ND	NA	ND	ND	ND	ND	NA	NA	NA	NA	NA	NA	7.79	4.12	3.67	NA
MW-8	07/20/1993	ND	ND	NA	0.7	0.7	0.8	4.1	NA	NA	NA	NA	NA	NA	10.61	6.38	4.23	NA
MW-8	10/18/1993	ND	ND	NA	ND	800	ND	ND	NA	NA	NA	NA	NA	NA	10.61	7.47	3.14	NA
MW-8	01/06/1994	ND	ND	NA	ND	ND	ND	ND	NA	NA	NA	NA	NA	NA	10.61	7.20	3.41	NA

WELL CONCENTRATIONS
Shell-branded Service Station
285 Hegenberger Road
Oakland, CA

Well ID	Date	TPPH (ug/L)	TEPH as Diesel (ug/L)	TEPH as Motor Oil (ug/L)	B (ug/L)	T (ug/L)	E (ug/L)	X (ug/L)	MTBE 8020 (ug/L)	MTBE 8260 (ug/L)	DIPE (ug/L)	ETBE (ug/L)	TAME (ug/L)	TBA (ug/L)	TOC (MSL)	Depth to Water (ft.)	GW Elevation (MSL)	DO Reading (ppm)
MW-8	04/12/1994	ND	ND	NA	ND	ND	ND	ND	NA	NA	NA	NA	NA	NA	10.61	6.16	4.45	NA
MW-8	07/25/1994	ND	ND	NA	ND	ND	ND	ND	NA	NA	NA	NA	NA	NA	10.61	6.94	3.67	NA
MW-8	10/25/1994	ND	ND	NA	ND	1	ND	ND	NA	NA	NA	NA	NA	NA	10.61	7.43	3.18	NA
MW-8	01/09/1995	ND	70 a	NA	ND	ND	ND	ND	NA	NA	NA	NA	NA	NA	10.61	3.98	6.63	NA
MW-8	04/11/1995	ND	78	NA	0.63	1.3	ND	0.75	NA	NA	NA	NA	NA	NA	10.61	4.12	6.49	NA
MW-8	07/18/1995	ND	130	NA	ND	ND	ND	ND	NA	NA	NA	NA	NA	NA	10.61	5.21	5.40	NA
MW-8	10/18/1995	NA	NA	NA	NA	NA	NA	NA	NA	NA	NA	NA	NA	NA	10.61	5.58	5.03	NA
MW-8	01/09/1996	<50	ND	NA	<0.5	<0.5	<0.5	<0.5	ND	NA	NA	NA	NA	NA	10.61	5.09	5.52	NA
MW-8	04/02/1996	<50	NA	NA	<0.5	<0.5	<0.5	<0.5	<2.5	NA	NA	NA	NA	NA	10.61	3.42	7.19	NA
MW-8	10/03/1996	<50	<69	NA	<0.5	<0.5	<0.5	<0.5	<2.5	NA	NA	NA	NA	NA	10.61	4.30	6.31	NA
MW-8	04/03/1997	<50	62	NA	<0.50	<0.50	<0.50	0.91	<2.5	NA	NA	NA	NA	NA	10.61	4.58	6.03	2.6
MW-8	10/08/1997	<50	57	NA	<0.50	<0.50	<0.50	<0.50	<2.5	NA	NA	NA	NA	NA	10.61	3.00	7.61	3.6
MW-8	06/10/1998	NA	NA	NA	NA	NA	NA	NA	NA	NA	NA	NA	NA	NA	10.61	2.88	7.73	NA
MW-8	12/30/1998	<50.0	<50.0	NA	<0.500	<0.500	<0.500	<0.500	<2.00	NA	NA	NA	NA	NA	10.61	5.38	5.23	0.8/0.9
MW-8	06/25/1999	NA	NA	NA	NA	NA	NA	NA	NA	NA	NA	NA	NA	NA	10.61	4.53	6.08	NA
MW-8	12/28/1999	<50.0	<50.0	NA	<0.500	<0.500	<0.500	<0.500	<5.00	NA	NA	NA	NA	NA	10.61	4.93	5.68	1.0/0.9
MW-8	05/31/2000	NA	NA	NA	NA	NA	NA	NA	NA	NA	NA	NA	NA	NA	10.61	4.02	6.59	NA
MW-8	10/17/2000	<50.0	143a	NA	<0.500	<0.500	<0.500	<0.500	<2.50	NA	NA	NA	NA	NA	10.61	3.10	7.51	4.0/4.1
MW-8	05/01/2001	NA	NA	NA	NA	NA	NA	NA	NA	NA	NA	NA	NA	NA	10.61	4.12	6.49	NA
MW-8	11/05/2001	<50	<50	NA	<0.50	0.99	<0.50	<0.50	NA	<5.0	NA	NA	NA	NA	10.61	5.00	5.61	0.6/1.3
MW-8	05/01/2002	<50	<50	NA	<0.50	<0.50	<0.50	<0.50	NA	<5.0	NA	NA	NA	NA	10.61	3.25	7.36	0.6/3.6
MW-8	07/16/2002	NA	NA	NA	NA	NA	NA	NA	NA	NA	NA	NA	NA	NA	10.61	3.64	6.97	NA
MW-8	10/17/2002	<50	<50	NA	<0.50	<0.50	<0.50	<0.50	NA	<5.0	NA	NA	NA	NA	10.18	4.53	5.65	3.3/2.2
MW-8	01/21/2003	NA	NA	NA	NA	NA	NA	NA	NA	NA	NA	NA	NA	NA	10.18	3.98	6.20	NA
MW-8	05/01/2003	<50	<50	NA	<0.50	<0.50	<0.50	<1.0	NA	<5.0	NA	NA	NA	NA	10.18	4.00	6.18	NA
MW-8	07/17/2003	NA	NA	NA	NA	NA	NA	NA	NA	NA	NA	NA	NA	NA	10.18	4.37	5.81	NA
MW-8	10/02/2003	<50	<50	NA	<0.50	<0.50	<0.50	<1.0	NA	<0.50	NA	NA	NA	NA	10.18	4.56	5.62	NA
MW-8	01/05/2004	NA	NA	NA	NA	NA	NA	NA	NA	NA	NA	NA	NA	NA	10.18	2.90	7.28	NA
MW-8	04/01/2004	<50	<50	NA	<0.50	<0.50	<0.50	<1.0	NA	<0.50	NA	NA	NA	NA	10.18	3.83	6.35	NA
MW-8	08/02/2004	NA	NA	NA	NA	NA	NA	NA	NA	NA	NA	NA	NA	NA	10.18	5.35	4.83	NA
MW-9	08/03/1989	47,000	12,000	NA	5,600	6,600	1,500	8,500	NA	NA	NA	NA	NA	NA	7.63	5.78	1.85	NA

WELL CONCENTRATIONS
Shell-branded Service Station
285 Hegenberger Road
Oakland, CA

Well ID	Date	TPPH (ug/L)	TEPH as Diesel (ug/L)	TEPH as Motor Oil (ug/L)	B (ug/L)	T (ug/L)	E (ug/L)	X (ug/L)	MTBE 8020 (ug/L)	MTBE 8260 (ug/L)	DIPE (ug/L)	ETBE (ug/L)	TAME (ug/L)	TBA (ug/L)	TOC (MSL)	Depth to Water (ft.)	GW Elevation (MSL)	DO Reading (ppm)
MW-9	12/15/1989	88,000	9,200	NA	4,300	5,400	140	5,600	NA	NA	NA	NA	NA	NA	7.63	5.24	2.39	NA
MW-9	02/07/1990	50,000	7,400	NA	1,800	1,400	3,200	1,800	NA	NA	NA	NA	NA	NA	7.63	5.23	2.40	NA
MW-9	04/18/1990	50,000	7,500	NA	14,000	11,000	730	10,000	NA	NA	NA	NA	NA	NA	7.63	5.34	2.29	NA
MW-9	07/23/1990	62,000	3,200	NA	19,000	16,000	950	15,000	NA	NA	NA	NA	NA	NA	7.63	5.65	1.98	NA
MW-9	09/27/1990	30,000	2,700	NA	16,000	6,500	980	11,000	NA	NA	NA	NA	NA	NA	7.63	5.96	1.67	NA
MW-9	01/03/1991	34,000	2,500	NA	9,200	3,200	770	7,000	NA	NA	NA	NA	NA	NA	7.63	6.23	1.40	NA
MW-9	04/10/1991	66,000	2,200	NA	17,000	13,000	1,400	14,000	NA	NA	NA	NA	NA	NA	7.63	4.65	2.98	NA
MW-9	07/12/1991	40,000	2,000	NA	7,700	3,200	1,100	9,400	NA	NA	NA	NA	NA	NA	7.63	5.65	1.98	NA
MW-9	10/08/1991	20,000	4,700 a	NA	11,000	640	240	6,000	NA	NA	NA	NA	NA	NA	7.63	6.08	1.55	NA
MW-9	02/06/1992	36,000	6,600 a	NA	11,000	490	1,100	6,700	NA	NA	NA	NA	NA	NA	7.63	5.92	1.71	NA
MW-9	05/04/1992	31,000	5,800 a	NA	11,000	1,700	1,200	8,700	NA	NA	NA	NA	NA	NA	7.63	4.80	2.83	NA
MW-9	07/28/1992	50,000	14,000	NA	17,000	1,200	1,500	12,000	NA	NA	NA	NA	NA	NA	7.63	5.61	2.02	NA
MW-9	10/27/1992	43,000	880 a	NA	15,000	680	1,700	8,100	NA	NA	NA	NA	NA	NA	7.63	6.24	1.39	NA
MW-9	01/14/1993	52,000	730 a	NA	9,600	1,100	1,100	7,000	NA	NA	NA	NA	NA	NA	7.63	4.95	2.68	NA
MW-9	04/23/1993	45,000	8,000 a	NA	11,000	1,400	1,500	10,000	NA	NA	NA	NA	NA	NA	7.63	4.54	3.09	NA
MW-9	07/20/1993	25,000	5,100	NA	10,000	320	1,100	7,100	NA	NA	NA	NA	NA	NA	10.48	5.25	5.23	NA
MW-9	10/18/1993	32,000	4,900 a	NA	14,000	530	2,000	10,000	NA	NA	NA	NA	NA	NA	10.48	6.00	4.48	NA
MW-9	01/06/1994	41,000	7,700 a	NA	15,000	810	1,400	9,000	NA	NA	NA	NA	NA	NA	10.48	5.62	4.86	NA
MW-9 (D)	01/06/1994	43,000	8,300 a	NA	15,000	920	1,300	8,000	NA	NA	NA	NA	NA	NA	10.48	5.62	4.86	NA
MW-9	04/12/1994	39,000	2,000	NA	8,300	ND	ND	4,000	NA	NA	NA	NA	NA	NA	10.48	4.31	6.17	NA
MW-9	07/25/1994	22,000	3,600 a	NA	7,500	150	ND	4,100	NA	NA	NA	NA	NA	NA	10.48	5.43	5.05	NA
MW-9	10/25/1994	31,000	3,200 a	NA	13,000	240	1,000	8,500	NA	NA	NA	NA	NA	NA	10.48	6.00	4.48	NA
MW-9 (D)	10/26/1994	31,000	3,500 a	NA	13,000	220	1,100	8,300	NA	NA	NA	NA	NA	NA	10.48	6.00	4.48	NA
MW-9	01/09/1995	4,800	2,300 a	NA	1,200	510	42	1,400	NA	NA	NA	NA	NA	NA	10.48	4.26	6.22	NA
MW-9	04/11/1995	20,000	3,400	NA	5,100	460	400	3,400	NA	NA	NA	NA	NA	NA	10.48	4.08	6.40	NA
MW-9	07/18/1995	43,000	2,900	NA	12,000	1,800	960	9,100	NA	NA	NA	NA	NA	NA	10.48	5.07	5.41	NA
MW-9	10/18/1995	NA	NA	NA	NA	NA	NA	NA	NA	NA	NA	NA	NA	NA	10.48	5.82	4.66	NA
MW-9	01/09/1996	64,000	2,800	NA	12,000	5,400	1,800	10,000	2100	NA	NA	NA	NA	NA	10.48	4.36	6.12	NA
MW-9	04/02/1996	39,000	NA	NA	10,000	100	520	4,100	<500	NA	NA	NA	NA	NA	10.48	3.86	6.62	NA
MW-9	10/03/1996	46,000	3,100	NA	12,000	180	1,400	6,700	2,300	NA	NA	NA	NA	NA	10.48	4.90	5.58	1.4
MW-9	04/03/1997	36,000	2,300	NA	9,700	140	580	3,900	<500	NA	NA	NA	NA	NA	10.48	3.98	6.50	1.8
MW-9	10/08/1997	34,000	3,500	NA	6,900	<100	830	4,500	<125	NA	NA	NA	NA	NA	10.48	4.17	6.31	0.8

WELL CONCENTRATIONS
Shell-branded Service Station
285 Hegenberger Road
Oakland, CA

Well ID	Date	TPPH (ug/L)	TEPH as Diesel (ug/L)	TEPH as Motor Oil (ug/L)	B (ug/L)	T (ug/L)	E (ug/L)	X (ug/L)	MTBE 8020 (ug/L)	MTBE 8260 (ug/L)	DIPE (ug/L)	ETBE (ug/L)	TAME (ug/L)	TBA (ug/L)	TOC (MSL)	Depth to Water (ft.)	GW Elevation (MSL)	DO Reading (ppm)
MW-9	06/10/1998	20,000	2,500	NA	9,900	250	3,100	170	460	NA	NA	NA	NA	NA	10.48	3.84	6.64	0.3/0.4
MW-9	12/30/1998	30,100	1,900	NA	8,500	166	603	3,340	<100	NA	NA	NA	NA	NA	10.48	4.72	5.76	1.1/1.2
MW-9 *	06/25/1999	26,300	NA	NA	8,090	73.5	409	2,730	<100	NA	NA	NA	NA	NA	10.48	4.47	6.01	1.2/2.4
MW-9	12/28/1999	4,130	839	NA	1,260	57.9	103	213	1,470	NA	NA	NA	NA	NA	10.48	4.82	5.66	1.0/1.1
MW-9	05/31/2000	8,210	1,300	NA	9,290	62.3	141	908	565	NA	NA	NA	NA	NA	10.48	3.87	6.61	2.8/c
MW-9	10/17/2000	19,000	1,510 a	NA	5,420	54.5	479	2,680	<250	NA	NA	NA	NA	NA	10.48	3.87	6.61	3.0/3.5
MW-9	05/01/2001	24,300	976	NA	11,200	52.9	159	1,610	<250	NA	NA	NA	NA	NA	10.48	4.44	6.04	1.6/1.0
MW-9	05/29/2001	NA	NA	NA	NA	NA	NA	NA	NA	NA	NA	NA	NA	NA	10.48	3.99	6.49	1.9/1.5
MW-9	11/05/2001	NA	NA	NA	NA	NA	NA	NA	NA	NA	NA	NA	NA	NA	10.48	5.41	5.07	0.7
MW-9	11/07/2001	25,000	<1,000	NA	7,300	85	630	4,100	NA	<250	NA	NA	NA	NA	10.48	5.60	4.88	1.4/1.1
MW-9	05/01/2002	27,000	<700	NA	11,000	79	260	1,300	NA	<500	NA	NA	NA	NA	10.48	3.38	7.10	2.9/1.1
MW-9	07/16/2002	29,000	<700	NA	12,000	<50	74	810	NA	<500	NA	NA	NA	NA	10.48	4.04	6.44	0.7/0.4
MW-9	10/17/2002	15,000	<800	NA	10,000	31	36	490	NA	53	NA	NA	NA	NA	10.07	4.92	5.15	1.0/1.2
MW-9	01/21/2003	8,500	<400	NA	3,100	39	190	590	NA	<200	NA	NA	NA	NA	10.07	4.52	5.55	0.4/0.8
MW-9	05/01/2003	16,000 a	1,600 a	NA	4,900	<100	<100	1,500	NA	<1,000	NA	NA	NA	NA	10.07	4.05	6.02	NA
MW-9	07/17/2003	14,000	1,300 a,f	NA	9,900	130	<120	2,300	NA	<120	NA	NA	NA	NA	10.07	4.82	5.25	NA
MW-9	10/02/2003	13,000	3,100 a	NA	8,500	190	770	5,100	NA	<100	NA	NA	NA	NA	10.07	5.17	4.90	NA
MW-9	01/05/2004	37,000	1,500 a	NA	15,000	250	750	3,800	NA	<100	NA	NA	NA	NA	10.07	3.94	6.13	NA
MW-9	04/01/2004	14,000	1,800 a	NA	6,800	80	230	1,800	NA	<50	NA	NA	NA	NA	10.07	4.24	5.83	NA
MW-9	08/02/2004	12,000	710 g	<500	8,200	<50	66	650	NA	<50	<200	<200	<200	<500	10.07	5.10	4.97	NA
MW-10	12/15/1989	ND	3,100	NA	1,500	ND	ND	ND	NA	NA	NA	NA	NA	NA	7.45	6.33	0.82	NA
MW-10	03/08/1990	25,000	1,800	NA	17,000	330	2,100	1,400	NA	NA	NA	NA	NA	NA	7.45	5.41	2.00	NA
MW-10	04/18/1990	23,000	3,600	NA	15,000	1,200	190	3,300	NA	NA	NA	NA	NA	NA	7.45	5.60	1.85	NA
MW-10	07/23/1990	18,000	1,900	NA	12,000	380	ND	1,400	NA	NA	NA	NA	NA	NA	7.45	5.81	1.64	NA
MW-10	09/27/1990	9,500	430	NA	13,000	100	1,800	230	NA	NA	NA	NA	NA	NA	7.45	6.64	0.81	NA
MW-10	01/03/1991	4,300	630	NA	3,700	10	ND	110	NA	NA	NA	NA	NA	NA	7.45	6.96	0.49	NA
MW-10	04/10/1991	45,000	1,400	NA	16,000	4,600	3,000	6,900	NA	NA	NA	NA	NA	NA	7.45	4.70	2.75	NA
MW-10	07/12/1991	ND	ND	NA	ND	ND	ND	ND	NA	NA	NA	NA	NA	NA	7.45	5.90	1.55	NA
MW-10	10/08/1991	3,800	1,500 a	NA	13,000	82	9	500	NA	NA	NA	NA	NA	NA	7.45	6.68	0.77	NA
MW-10	02/06/1992	22,000	1,600 a	NA	12,000	ND	600	170	NA	NA	NA	NA	NA	NA	7.45	7.04	0.41	NA
MW-10	05/04/1992	39,000	8,000 a	NA	14,000	5,000	1,800	5,000	NA	NA	NA	NA	NA	NA	7.45	4.69	2.76	NA

WELL CONCENTRATIONS
Shell-branded Service Station
285 Hegenberger Road
Oakland, CA

Well ID	Date	TPPH (ug/L)	TEPH as Diesel (ug/L)	TEPH as Motor Oil (ug/L)	B (ug/L)	T (ug/L)	E (ug/L)	X (ug/L)	MTBE 8020 (ug/L)	MTBE 8260 (ug/L)	DIPE (ug/L)	ETBE (ug/L)	TAME (ug/L)	TBA (ug/L)	TOC (MSL)	Depth to Water (ft.)	GW Elevation (MSL)	DO Reading (ppm)
MW-10	07/28/1992	38,000	8,700 a	NA	17,000	2,800	1,500	4,000	NA	NA	NA	NA	NA	NA	7.45	6.00	1.45	NA
MW-10	10/27/1992b	NA	NA	NA	NA	NA	NA	NA	NA	NA	NA	NA	NA	NA	7.45	NA	NA	NA
MW-10	01/14/1993	26,000	950 a	NA	10,000	ND	ND	160	NA	NA	NA	NA	NA	NA	7.45	6.07	1.38	NA
MW-10	04/23/1993	80,000	1,900 a	NA	21,000	13,000	3,400	12,000	NA	NA	NA	NA	NA	NA	7.45	4.14	3.31	NA
MW-10	07/20/1993	31,000	4,800	NA	14,000	4,200	1,700	5,500	NA	NA	NA	NA	NA	NA	10.61	5.62	4.99	NA
MW-10	10/18/1993	13,000	1,200 a	NA	8,600	220	ND	450	NA	NA	NA	NA	NA	NA	10.61	6.43	4.18	NA
MW-10	01/06/1994	16,000	670 a	NA	9,700	<125	<125	210	NA	NA	NA	NA	NA	NA	10.61	6.74	3.87	NA
MW-10	04/12/1994	16,000	860	NA	5,600	ND	ND	ND	NA	NA	NA	NA	NA	NA	10.61	5.98	4.63	NA
MW-10	07/25/1994	2,300	2,100 a	NA	1,400	26	25	51	NA	NA	NA	NA	NA	NA	10.61	6.31	4.30	NA
MW-10	10/25/1994	1,400	1,000 a	NA	290	5	2	38	NA	NA	NA	NA	NA	NA	10.61	6.64	3.97	NA
MW-10	01/09/1995	16,000	2,300 a	NA	7,500	1,400	230	1,500	NA	NA	NA	NA	NA	NA	10.61	5.70	4.91	NA
MW-10	04/11/1995	54,000	5,000	NA	13,000	4,500	1,500	4,500	NA	NA	NA	NA	NA	NA	10.61	5.82	4.79	NA
MW-10	07/18/1995	72,000	2,600	NA	20,000	7,200	2,800	9,000	NA	NA	NA	NA	NA	NA	10.61	6.79	3.82	NA
MW-10	10/18/1995	NA	NA	NA	NA	NA	NA	NA	NA	NA	NA	NA	NA	NA	10.61	5.31	5.30	NA
MW-10	01/09/1996	32,000	2,100	NA	8,000	1,600	880	3,200	12,000	NA	NA	NA	NA	NA	10.61	5.92	4.69	NA
MW-10	04/02/1996	68,000	NA	NA	9,100	2,300	1,100	3,700	3,300	NA	NA	NA	NA	NA	10.61	5.43	5.18	NA
MW-10	10/03/1996	33,000	2,900	NA	11,000	1,300	830	2,400	7,300	NA	NA	NA	NA	NA	10.61	6.07	4.54	1.7
MW-10 (D)	10/03/1996	40,000	3,300	NA	12,000	1,700	1,100	3,100	6,500	NA	NA	NA	NA	NA	10.61	6.07	4.54	1.7
MW-10	04/03/1997	36,000	3,400	NA	12,000	2,300	1,400	4,500	2,300	NA	NA	NA	NA	NA	10.61	3.45	7.16	1.8
MW-10 (D)	04/03/1997	52,000	3,000	NA	12,000	2,300	1,400	4,500	2,100	NA	NA	NA	NA	NA	10.61	3.45	7.16	1.8
MW-10	10/08/1997	20,000	3,100	NA	7,500	420	470	1,300	1,500	NA	NA	NA	NA	NA	10.61	3.72	6.89	1.2
MW-10	06/10/1998	48,000	2,500	NA	14,000	2,600	1,500	4,800	1,800	NA	NA	NA	NA	NA	10.61	4.00	6.61	0.7/0.5
MW-10	12/30/1998	17,800	2,820	NA	6,000	136	344	639	1,250	NA	NA	NA	NA	NA	10.61	5.26	5.35	1.0/0.7
MW-10 *	06/25/1999	17,600	NA	NA	6,150	212	287	687	1,740	NA	NA	NA	NA	NA	10.61	4.49	6.12	0.9/2.5
MW-10	12/28/1999	10,800	1,400	NA	3,370	155	321	626	3,740	NA	NA	NA	NA	NA	10.61	4.87	5.74	1.2/1.4
MW-10	05/31/2000	3,020	2,270	NA	1,080	34.3	118	251	775	NA	NA	NA	NA	NA	10.61	3.48	7.13	2.8/3.9
MW-10	10/17/2000	15,500	1,750 a	NA	7,450	54.7	387	308	3,840	4,300	NA	NA	NA	NA	10.61	4.25	6.36	2.3/3.0
MW-10	05/01/2001	27,900	2,260	NA	9,920	1,050	1,020	2,370	2,180	NA	NA	NA	NA	NA	10.61	5.40	5.21	2.0/1.1
MW-10	05/29/2001	NA	NA	NA	NA	NA	NA	NA	NA	NA	NA	NA	NA	NA	10.61	3.74	6.87	3.70/1.8
MW-10	11/05/2001	NA	NA	NA	NA	NA	NA	NA	NA	NA	NA	NA	NA	NA	10.61	6.08	4.53	0.6
MW-10	11/07/2001	14,000	360	NA	5,300	260	430	810	NA	1,700	NA	NA	NA	NA	10.61	5.45	5.16	1.8/1.0
MW-10	05/01/2002	79,000	<1,500	NA	16,000	4,400	3,300	8,800	NA	890	NA	NA	NA	NA	10.61	4.62	5.99	4.0/0.5

WELL CONCENTRATIONS
Shell-branded Service Station
285 Hegenberger Road
Oakland, CA

Well ID	Date	TPPH (ug/L)	TEPH as Diesel (ug/L)	TEPH as Motor Oil (ug/L)	B (ug/L)	T (ug/L)	E (ug/L)	X (ug/L)	MTBE 8020 (ug/L)	MTBE 8260 (ug/L)	DIPE (ug/L)	ETBE (ug/L)	TAME (ug/L)	TBA (ug/L)	TOC (MSL)	Depth to Water (ft.)	GW Elevation (MSL)	DO Reading (ppm)
MW-10	07/16/2002	21,000	<1,000	NA	6,500	350	460	1,000	NA	1,200	NA	NA	NA	NA	10.61	5.80	4.81	0.5/1.5
MW-10	10/17/2002	17,000	<1,800	NA	5,800	290	520	1,100	NA	980	NA	NA	NA	NA	9.81	5.27	4.54	0.8/1.2
MW-10	01/21/2003	52,000	<2,000	NA	13,000	2,000	2,100	4,800	NA	<1,000	NA	NA	NA	NA	9.81	5.72	4.09	0.3/0.6
MW-10	05/01/2003	40,000	3,800 a	NA	13,000	1,700	2,200	5,000	NA	2,900	NA	NA	NA	NA	9.81	4.29	5.52	NA
MW-10	07/17/2003	13,000	1,700 a,f	NA	7,200	250	740	1,500	NA	2,400	NA	NA	NA	NA	9.81	5.05	4.76	NA
MW-10	10/02/2003	<5,000	1,400 a	NA	2,700	<50	56	<100	NA	2,800	NA	NA	NA	NA	9.81	5.46	4.35	NA
MW-10	01/05/2004	77,000	2,300 a	NA	21,000	4,200	3,900	8,500	NA	1,900	NA	NA	NA	NA	9.81	3.52	6.29	NA
MW-10	04/01/2004	33,000	3,100 a	NA	11,000	1,000	1,600	3,600	NA	5,200	NA	NA	NA	NA	9.81	4.12	5.69	NA
MW-10	08/02/2004	9,900	1,100 a	570	4,100	140	500	700	NA	3,800	<100	<100	<100	710	9.81	5.35	4.46	NA
MW-11	07/20/1993	50	ND	NA	2.5	1.9	3.9	18	NA	NA	NA	NA	NA	NA	10.56	8.08	2.48	NA
MW-11	10/18/1993	ND	65	NA	ND	ND	ND	ND	NA	NA	NA	NA	NA	NA	10.56	8.24	2.32	NA
MW-11	01/06/1994	ND	ND	NA	ND	ND	ND	ND	NA	NA	NA	NA	NA	NA	10.56	8.47	2.09	NA
MW-11	04/12/1994	ND	ND	NA	1.1	0.87	ND	1.5	NA	NA	NA	NA	NA	NA	10.56	8.44	2.12	NA
MW-11	07/25/1994	ND	ND	NA	ND	ND	ND	ND	NA	NA	NA	NA	NA	NA	10.56	8.20	2.36	NA
MW-11	10/25/1994	ND	100	NA	ND	ND	ND	ND	NA	NA	NA	NA	NA	NA	10.56	8.67	1.89	NA
MW-11	01/09/1995	ND	ND	NA	ND	ND	ND	ND	NA	NA	NA	NA	NA	NA	10.56	7.63	2.93	NA
MW-11	04/11/1995	ND	140	NA	ND	0.7	ND	0.5	NA	NA	NA	NA	NA	NA	10.56	8.06	2.50	NA
MW-11	07/18/1995	ND	50	NA	ND	ND	ND	ND	NA	NA	NA	NA	NA	NA	10.56	9.31	1.25	NA
MW-11	10/18/1995	NA	NA	NA	NA	NA	NA	NA	NA	NA	NA	NA	NA	NA	10.56	8.34	2.22	NA
MW-11	01/09/1996	<50	ND	NA	<0.5	<0.5	<0.5	<0.5	ND	NA	NA	NA	NA	NA	10.56	8.22	2.34	NA
MW-11	04/02/1996	<50	NA	NA	<0.5	<0.5	<0.5	<0.5	<2.5	NA	NA	NA	NA	NA	10.56	7.97	2.59	NA
MW-11	10/03/1996	<50	<50	NA	<0.5	<0.5	<0.5	<0.5	<2.5	NA	NA	NA	NA	NA	10.56	8.37	2.19	3.6
MW-11	04/03/1997	<50	<50	NA	<0.50	<0.50	<0.50	<0.50	<2.5	NA	NA	NA	NA	NA	10.56	8.31	2.25	2.2
MW-11	10/08/1997	<50	54	NA	<0.50	<0.50	<0.50	<0.50	<2.5	NA	NA	NA	NA	NA	10.56	8.56	2.00	1.2
MW-11	06/10/1998	NA	NA	NA	NA	NA	NA	NA	NA	NA	NA	NA	NA	NA	10.56	7.85	2.71	NA
MW-11	12/30/1998	<50.0	66.2	NA	<0.500	<0.500	<0.500	<0.500	<2.00	NA	NA	NA	NA	NA	10.56	8.51	2.05	0.7/0.6
MW-11	06/25/1999	NA	NA	NA	NA	NA	NA	NA	NA	NA	NA	NA	NA	NA	10.56	8.01	2.55	NA
MW-11	12/28/1999	<50.0	<50.0	NA	<0.500	<0.500	<0.500	<0.500	<5.00	NA	NA	NA	NA	NA	10.56	8.39	2.17	0.8/1.0
MW-11	05/31/2000	NA	NA	NA	NA	NA	NA	NA	NA	NA	NA	NA	NA	NA	10.56	7.38	3.18	NA
MW-11	10/17/2000	<50.0	<50.0	NA	<0.500	<0.500	<0.500	<0.500	<2.50	NA	NA	NA	NA	NA	10.56	8.35	2.21	4.1/4.0
MW-11	05/01/2001	NA	NA	NA	NA	NA	NA	NA	NA	NA	NA	NA	NA	NA	10.56	8.15	2.41	NA

WELL CONCENTRATIONS
Shell-branded Service Station
285 Hegenberger Road
Oakland, CA

Well ID	Date	TPPH (ug/L)	TEPH as Diesel (ug/L)	TEPH as Motor Oil (ug/L)	B (ug/L)	T (ug/L)	E (ug/L)	X (ug/L)	MTBE 8020 (ug/L)	MTBE 8260 (ug/L)	DIPE (ug/L)	ETBE (ug/L)	TAME (ug/L)	TBA (ug/L)	TOC (MSL)	Depth to Water (ft.)	GW Elevation (MSL)	DO Reading (ppm)
MW-11	11/05/2001	Unable to locate		NA	NA	NA	NA	NA	NA	NA	NA	NA	NA	NA	10.56	NA	NA	NA
MW-11	05/01/2002	Unable to locate		NA	NA	NA	NA	NA	NA	NA	NA	NA	NA	NA	10.56	NA	NA	NA
MW-11	05/08/2002	<50	<50	NA	<0.50	<0.50	<0.50	<0.50	NA	<5.0	NA	NA	NA	NA	10.56	7.82	2.74	1.0/1.1
MW-11	07/16/2002	NA	NA	NA	NA	NA	NA	NA	NA	NA	NA	NA	NA	NA	10.56	7.64	2.92	NA
MW-11	10/17/2002	<50	<50	NA	<0.50	<0.50	<0.50	<0.50	NA	<5.0	NA	NA	NA	NA	NA	7.95	NA	1.3/1.0
MW-11	01/21/2003	NA	NA	NA	NA	NA	NA	NA	NA	NA	NA	NA	NA	NA	NA	7.57	NA	NA
MW-11	05/01/2003	<50	<50	NA	<0.50	<0.50	<0.50	<1.0	NA	<5.0	NA	NA	NA	NA	NA	7.62	NA	NA
MW-11	07/17/2003	NA	NA	NA	NA	NA	NA	NA	NA	NA	NA	NA	NA	NA	NA	6.93	NA	NA
MW-11	10/02/2003	<50	<50	NA	<0.50	<0.50	<0.50	<1.0	NA	<0.50	NA	NA	NA	NA	NA	7.56	NA	NA
MW-11	01/05/2004	NA	NA	NA	NA	NA	NA	NA	NA	NA	NA	NA	NA	NA	NA	7.03	NA	NA
MW-11	04/01/2004	<50	<50	NA	<0.50	<0.50	<0.50	<1.0	NA	<0.50	NA	NA	NA	NA	NA	7.55	NA	NA
MW-11	08/02/2004	NA	NA	NA	NA	NA	NA	NA	NA	NA	NA	NA	NA	NA	NA	6.50	NA	NA
MW-12	07/20/1993	ND	1,500	NA	2.8	1.9	3.2	ND	NA	NA	NA	NA	NA	NA	9.56	6.76	2.80	NA
MW-12	10/18/1993	ND	ND	NA	ND	ND	ND	ND	NA	NA	NA	NA	NA	NA	9.56	7.12	2.44	NA
MW-12	01/06/1994	ND	ND	NA	ND	ND	ND	ND	NA	NA	NA	NA	NA	NA	9.56	7.15	2.41	NA
MW-12	04/12/1994	ND	ND	NA	0.61	ND	ND	1.1	NA	NA	NA	NA	NA	NA	9.56	6.68	2.88	NA
MW-12	07/25/1994	ND	ND	NA	ND	ND	ND	ND	NA	NA	NA	NA	NA	NA	9.56	6.83	2.73	NA
MW-12	10/25/1994	ND	ND	NA	ND	ND	ND	ND	NA	NA	NA	NA	NA	NA	9.56	7.34	2.22	NA
MW-12	01/09/1995	ND	80 a	NA	ND	ND	ND	ND	NA	NA	NA	NA	NA	NA	9.56	5.02	4.54	NA
MW-12	04/11/1995	ND	200	NA	ND	ND	ND	ND	NA	NA	NA	NA	NA	NA	9.56	7.38	2.18	NA
MW-12	07/18/1995	ND	90	NA	ND	ND	ND	ND	NA	NA	NA	NA	NA	NA	9.56	8.50	1.06	NA
MW-12	10/18/1995	NA	NA	NA	NA	NA	NA	NA	NA	NA	NA	NA	NA	NA	9.56	6.63	2.93	NA
MW-12	01/09/1996	<50	ND	NA	<0.5	<0.5	<0.5	<0.5	ND	NA	NA	NA	NA	NA	9.56	6.32	3.24	NA
MW-12	04/02/1996	<50	NA	NA	<0.5	<0.5	<0.5	<0.5	<2.5	NA	NA	NA	NA	NA	9.56	5.60	3.96	NA
MW-12	10/03/1996	<50	72	NA	<0.5	<0.5	<0.5	<0.5	<2.5	NA	NA	NA	NA	NA	9.56	3.30	6.26	2.5
MW-12	04/03/1997	<50	74	NA	<0.50	<0.50	<0.50	<0.50	<2.5	NA	NA	NA	NA	NA	9.56	6.13	3.43	2.2
MW-12	10/08/1997	<50	73	NA	<0.50	<0.50	<0.50	<0.50	<2.5	NA	NA	NA	NA	NA	9.56	6.49	3.07	3.0
MW-12	06/10/1998	NA	NA	NA	NA	NA	NA	NA	NA	NA	NA	NA	NA	NA	9.56	5.85	3.71	NA
MW-12	12/30/1998	<50.0	<50.0	NA	<0.500	<0.500	<0.500	<0.500	<2.00	NA	NA	NA	NA	NA	9.56	8.42	1.14	1.3/0.9
MW-12	06/25/1999	NA	NA	NA	NA	NA	NA	NA	NA	NA	NA	NA	NA	NA	9.56	7.89	1.67	NA
MW-12	12/28/1999	<50.0	<50.0	NA	<0.500	<0.500	<0.500	<0.500	<5.00	NA	NA	NA	NA	NA	9.56	8.26	1.30	1.0/1.2

WELL CONCENTRATIONS
Shell-branded Service Station
285 Hegenberger Road
Oakland, CA

Well ID	Date	TPPH (ug/L)	TEPH as Diesel (ug/L)	TEPH as Motor Oil (ug/L)	B (ug/L)	T (ug/L)	E (ug/L)	X (ug/L)	MTBE 8020 (ug/L)	MTBE 8260 (ug/L)	DIPE (ug/L)	ETBE (ug/L)	TAME (ug/L)	TBA (ug/L)	TOC (MSL)	Depth to Water (ft.)	GW Elevation (MSL)	DO Reading (ppm)
MW-12	05/31/2000	NA	NA	NA	NA	NA	NA	NA	NA	NA	NA	NA	NA	NA	9.56	7.21	2.35	NA
MW-12	10/17/2000	<50.0	82.9 a	NA	<0.500	<0.500	<0.500	<0.500	<2.50	NA	NA	NA	NA	NA	9.56	6.80	2.76	5.1/3.0
MW-12	05/01/2001	NA	NA	NA	NA	NA	NA	NA	NA	NA	NA	NA	NA	NA	9.56	5.95	3.61	NA
MW-12	11/05/2001	Unable to locate		NA	NA	NA	NA	NA	NA	NA	NA	NA	NA	NA	9.56	NA	NA	NA
MW-12	05/01/2002	Unable to locate		NA	NA	NA	NA	NA	NA	NA	NA	NA	NA	NA	9.56	NA	NA	NA
MW-12	05/08/2002	<50	<50	NA	<0.50	<0.50	<0.50	<0.50	NA	<5.0	NA	NA	NA	NA	9.56	4.75	4.81	1.2/0.9
MW-12	07/16/2002	NA	NA	NA	NA	NA	NA	NA	NA	NA	NA	NA	NA	NA	9.56	4.88	4.68	NA
MW-12	10/17/2002	<50	81	NA	<0.50	<0.50	<0.50	<0.50	NA	<5.0	NA	NA	NA	NA	NA	5.11	NA	1.8/1.5
MW-12	01/21/2003	NA	NA	NA	NA	NA	NA	NA	NA	NA	NA	NA	NA	NA	NA	5.76	NA	NA
MW-12	05/01/2003	<50	95 a	NA	<0.50	<0.50	<0.50	<1.0	NA	<5.0	NA	NA	NA	NA	NA	5.00	NA	NA
MW-12	07/17/2003	NA	NA	NA	NA	NA	NA	NA	NA	NA	NA	NA	NA	NA	NA	5.85	NA	NA
MW-12	10/02/2003	<50	<50	NA	<0.50	<0.50	<0.50	<1.0	NA	<0.50	NA	NA	NA	NA	NA	5.02	NA	NA
MW-12	01/05/2004	NA	NA	NA	NA	NA	NA	NA	NA	NA	NA	NA	NA	NA	NA	3.95	NA	NA
MW-12	04/01/2004	<50	<50	NA	<0.50	<0.50	<0.50	<1.0	NA	<0.50	NA	NA	NA	NA	NA	5.04	NA	NA
MW-12	08/02/2004	NA	NA	NA	NA	NA	NA	NA	NA	NA	NA	NA	NA	NA	NA	5.42	NA	NA
MW-13	07/20/1993	ND	1,500	NA	ND	ND	ND	ND	NA	NA	NA	NA	NA	NA	10.10	8.32	1.78	NA
MW-13 (D)	07/21/1993	ND	1,000	NA	ND	ND	ND	ND	NA	NA	NA	NA	NA	NA	10.10	8.32	1.78	NA
MW-13	10/18/1993	ND	ND	NA	ND	ND	ND	ND	NA	NA	NA	NA	NA	NA	10.10	8.66	1.44	NA
MW-13	01/06/1994	ND	ND	NA	ND	ND	ND	ND	NA	NA	NA	NA	NA	NA	10.10	8.70	1.40	NA
MW-13	04/12/1994	ND	100	NA	1.7	1.2	0.59	2.4	NA	NA	NA	NA	NA	NA	10.10	8.20	1.90	NA
MW-13	07/25/1994	ND	ND	NA	ND	ND	ND	ND	NA	NA	NA	NA	NA	NA	10.10	8.39	1.71	NA
MW-13	10/25/1994	ND	ND	NA	ND	ND	ND	ND	NA	NA	NA	NA	NA	NA	10.10	8.70	1.40	NA
MW-13	01/09/1995	ND	ND	NA	ND	ND	ND	ND	NA	NA	NA	NA	NA	NA	10.10	7.35	2.75	NA
MW-13	04/11/1995	ND	320	NA	ND	ND	ND	ND	NA	NA	NA	NA	NA	NA	10.10	5.50	4.60	NA
MW-13	07/18/1995	ND	ND	NA	ND	ND	ND	ND	NA	NA	NA	NA	NA	NA	10.10	6.63	3.47	NA
MW-13	10/18/1995	NA	NA	NA	NA	NA	NA	NA	NA	NA	NA	NA	NA	NA	10.10	8.12	1.98	NA
MW-13	01/09/1996	<50	ND	NA	<0.5	<0.5	<0.5	<0.5	ND	NA	NA	NA	NA	NA	10.10	7.74	2.36	NA
MW-13	04/02/1996	<50	NA	NA	<0.5	<0.5	<0.5	<0.5	<2.5	NA	NA	NA	NA	NA	10.10	6.30	3.80	NA
MW-13	10/03/1996	<50	<50	NA	<0.5	<0.5	<0.5	<0.5	<2.5	NA	NA	NA	NA	NA	10.10	6.50	3.60	3.0
MW-13	04/03/1997	<50	<50	NA	<0.50	<0.50	<0.50	<0.50	<2.5	NA	NA	NA	NA	NA	10.10	7.58	2.52	2.0
MW-13	10/08/1997	<50	<50	NA	<0.50	<0.50	<0.50	<0.50	<2.5	NA	NA	NA	NA	NA	10.10	8.17	1.93	1.0

WELL CONCENTRATIONS
Shell-branded Service Station
285 Hegenberger Road
Oakland, CA

Well ID	Date	TPPH (ug/L)	TEPH as Diesel (ug/L)	TEPH as Motor Oil (ug/L)	B (ug/L)	T (ug/L)	E (ug/L)	X (ug/L)	MTBE 8020 (ug/L)	MTBE 8260 (ug/L)	DIPE (ug/L)	ETBE (ug/L)	TAME (ug/L)	TBA (ug/L)	TOC (MSL)	Depth to Water (ft.)	GW Elevation (MSL)	DO Reading (ppm)
MW-13	06/10/1998	NA	NA	NA	NA	NA	NA	NA	NA	NA	NA	NA	NA	NA	10.10	7.54	2.56	NA
MW-13	12/30/1998	<50.0	69.0	NA	<0.500	<0.500	<0.500	<0.500	<2.00	NA	NA	NA	NA	NA	10.10	6.91	3.19	1.1/0.8
MW-13	06/25/1999	NA	NA	NA	NA	NA	NA	NA	NA	NA	NA	NA	NA	NA	10.10	6.31	3.79	NA
MW-13	12/28/1999	<50.0	<50.0	NA	<0.500	<0.500	<0.500	<0.500	<5.00	NA	NA	NA	NA	NA	10.10	6.65	3.45	0.8/1.0
MW-13	05/31/2000	NA	NA	NA	NA	NA	NA	NA	NA	NA	NA	NA	NA	NA	10.10	5.94	4.16	NA
MW-13	10/17/2000	<50.0	121 a	NA	<0.500	<0.500	<0.500	<0.500	<2.50	NA	NA	NA	NA	NA	10.10	8.38	1.72	2.5/2.8
MW-13	05/01/2001	NA	NA	NA	NA	NA	NA	NA	NA	NA	NA	NA	NA	NA	10.10	7.65	2.45	NA
MW-13	11/05/2001	Unable to locate		NA	NA	NA	NA	NA	NA	NA	NA	NA	NA	NA	10.10	NA	NA	NA
MW-13	05/01/2002	<50	<50	NA	<0.50	<0.50	<0.50	<0.50	NA	<5.0	NA	NA	NA	NA	10.10	6.80	3.30	3.5/3.5
MW-13	07/16/2002	NA	NA	NA	NA	NA	NA	NA	NA	NA	NA	NA	NA	NA	10.10	6.84	3.26	NA
MW-13	10/17/2002	<50	<50	NA	<0.50	<0.50	<0.50	<0.50	NA	<5.0	NA	NA	NA	NA	9.64	6.73	2.91	1.4/0.9
MW-13	01/21/2003	NA	NA	NA	NA	NA	NA	NA	NA	NA	NA	NA	NA	NA	9.64	6.99	2.65	NA
MW-13	05/01/2003	<50	<50	NA	3.4	0.75	1.1	2.7	NA	<5.0	NA	NA	NA	NA	9.64	6.62	3.02	NA
MW-13	07/17/2003	NA	NA	NA	NA	NA	NA	NA	NA	NA	NA	NA	NA	NA	9.64	5.99	3.65	NA
MW-13	10/02/2003	<50	<50	NA	<0.50	<0.50	<0.50	<1.0	NA	<0.50	NA	NA	NA	NA	9.64	6.81	2.83	NA
MW-13	01/05/2004	NA	NA	NA	NA	NA	NA	NA	NA	NA	NA	NA	NA	NA	9.64	5.98	3.66	NA
MW-13	04/01/2004	<50	<50	NA	<0.50	<0.50	<0.50	<1.0	NA	<0.50	NA	NA	NA	NA	9.64	5.09	4.55	NA
MW-13	08/02/2004	NA	NA	NA	NA	NA	NA	NA	NA	NA	NA	NA	NA	NA	9.64	5.49	4.15	NA
VEW-5	09/26/2000	NA	NA	NA	NA	NA	NA	NA	NA	NA	NA	NA	NA	NA	NA	2.91	NA	NA
VEW-5	10/17/2000	74,800	4,180 a	NA	9,090	14,600	2,630	14,500	632	NA	NA	NA	NA	NA	NA	2.65	NA	3.0/3.1
VEW-5	05/01/2001	94,800	5,350	NA	11,300	12,900	4,520	22,200	419	NA	NA	NA	NA	NA	NA	2.86	NA	0.4/0.6
VEW-5	11/05/2001	82,000	<1,600	NA	14,000	7,400	2,900	15,000	NA	740	NA	NA	NA	NA	NA	4.11	NA	0.6/c
VEW-5	05/01/2002	16,000	<3,000	NA	610	320	7.9	3,600	NA	310	NA	NA	NA	NA	NA	2.63	NA	4.7/2.9
VEW-5	07/16/2002	45,000	<3,000	NA	7,900	2,700	1,000	4,600	NA	920	NA	NA	NA	NA	NA	2.96	NA	0.4/0.3
VEW-5	10/17/2002	<50	200	NA	<0.50	<0.50	<0.50	<0.50	NA	46	NA	NA	NA	NA	8.81	3.55	5.26	1.1/1.0
VEW-5	01/21/2003	740	1,200	NA	53	22	17	70	NA	17	NA	NA	NA	NA	8.81	2.06	6.75	1.6/0.5
VEW-5	05/01/2003	1,500	1,000 a	NA	140	92	120	290	NA	11	NA	NA	NA	NA	8.81	2.34	6.47	NA
VEW-5	07/17/2003	4,200	1,400 a,f	NA	630	1,300	360	1,400	NA	38	NA	NA	NA	NA	8.81	3.36	5.45	NA
VEW-5	10/02/2003	10,000	3,500 a	NA	690	1,200	420	1,800	NA	54	NA	NA	NA	NA	8.81	3.65	5.16	NA
VEW-5	01/05/2004	180	530 a	NA	5.0	0.73	6.5	11	NA	1.9	NA	NA	NA	NA	8.81	2.02	6.79	NA
VEW-5	04/01/2004	2,800	2,500 a	NA	520	23	260	290	NA	55	NA	NA	NA	NA	8.81	2.77	6.04	NA

WELL CONCENTRATIONS
Shell-branded Service Station
285 Hegenberger Road
Oakland, CA

Well ID	Date	TPPH (ug/L)	TEPH as Diesel (ug/L)	TEPH as Motor Oil (ug/L)	B (ug/L)	T (ug/L)	E (ug/L)	X (ug/L)	MTBE 8020 (ug/L)	MTBE 8260 (ug/L)	DIPE (ug/L)	ETBE (ug/L)	TAME (ug/L)	TBA (ug/L)	TOC (MSL)	Depth to Water (ft.)	GW Elevation (MSL)	DO Reading (ppm)
VEW-5	08/02/2004	8,900	3,800 a	550	790	74	600	1,600	NA	62	<40	<40	<40	<100	8.81	3.55	5.26	NA
VEW-6	09/26/2000	NA	NA	NA	NA	NA	NA	NA	NA	NA	NA	NA	NA	NA	NA	2.94	NA	NA
VEW-6	10/17/2000	63,800	4,820 a	NA	6,940	2,750	2,760	18,700	3,700	NA	NA	NA	NA	NA	NA	3.13	NA	2.0/2.1
VEW-6	05/01/2001	57,000	3,460	NA	6,280	697	2,640	15,800	6,240	NA	NA	NA	NA	NA	NA	3.25	NA	0.8/1.2
VEW-6	05/29/2001	NA	NA	NA	NA	NA	NA	NA	NA	NA	NA	NA	NA	NA	NA	3.17	NA	3.0/1.7
VEW-6	11/05/2001	39,000	<1,300	NA	6,800	380	1,900	7,900	NA	8,800	NA	NA	NA	NA	NA	4.35	NA	0.8/1.3
VEW-6	05/01/2002	24,000	<4,500	NA	1,800	270	470	3,700	NA	3,100	NA	NA	NA	NA	NA	2.73	NA	0.2/0.4
VEW-6	07/16/2002	19,000	<2,700	NA	1,900	250	140	3,500	NA	2,900	NA	NA	NA	NA	NA	3.59	NA	0.3/0.2
VEW-6	10/17/2002	<50	110	NA	<0.50	<0.50	<0.50	<0.50	NA	13	NA	NA	NA	NA	9.33	4.33	5.00	0.9/1.3
VEW-6	01/21/2003	900	<500	NA	30	1.1	20	61	NA	110	NA	NA	NA	NA	9.33	3.08	6.25	4.6/5.6
VEW-6	05/01/2003	1,100 a	290 a	NA	41	<5.0	58	66	NA	89	NA	NA	NA	NA	9.33	2.79	6.54	NA
VEW-6	07/17/2003	3,100	1,400 a,f	NA	400	30	280	820	NA	1,400	NA	NA	NA	NA	9.33	3.80	5.53	NA
VEW-6	10/02/2003	2,100	1,200 a	NA	310	37	200	420	NA	1,500	NA	NA	NA	NA	9.33	4.10	5.23	NA
VEW-6	01/05/2004	320	170 a	NA	4.9	0.54	3.3	18	NA	68	NA	NA	NA	NA	9.33	2.31	7.02	NA
VEW-6	04/01/2004	450	270 a	NA	44	1.6	23	24	NA	180	NA	NA	NA	NA	9.33	2.87	6.46	NA
VEW-6	08/02/2004	Well Inaccessible		NA	NA	NA	NA	NA	NA	NA	NA	NA	NA	NA	9.33	NA	NA	NA
VEW-7	09/26/2000	NA	NA	NA	NA	NA	NA	NA	NA	NA	NA	NA	NA	NA	NA	3.59	NA	NA
VEW-7	10/17/2000	74,300	3,990 a	NA	11,900	12,500	1,640	15,500	36,600	NA	NA	NA	NA	NA	NA	3.72	NA	3.5/4.1
VEW-7	05/01/2001	46,000	1,930	NA	7,250	5,300	1,960	9,820	15,600	16,900	NA	NA	NA	NA	NA	3.40	NA	0.8/0.8
VEW-7	05/29/2001	NA	NA	NA	NA	NA	NA	NA	NA	NA	NA	NA	NA	NA	NA	3.54	NA	2.5/1.4
VEW-7	11/05/2001	38,000	<900	NA	9,300	610	1,700	6,000	NA	21,000	NA	NA	NA	NA	NA	4.85	NA	3.52/c
VEW-7	05/01/2002	590	<600	NA	6.3	7.2	<2.5	81	NA	1,100	NA	NA	NA	NA	NA	2.62	NA	2.9/3.3
VEW-7	07/16/2002	95	54	NA	1.5	<0.50	1.5	6.1	NA	100	NA	NA	NA	NA	NA	3.84	NA	3.6/2.5
VEW-7	10/17/2002	<50	110	NA	1.4	<0.50	<0.50	<0.50	NA	34	NA	NA	NA	NA	9.49	4.93	4.56	3.0/1.9
VEW-7	01/21/2003	<50	180	NA	0.88	<0.50	<0.50	4.2	NA	19	NA	NA	NA	NA	9.49	3.27	6.22	0.3/0.8
VEW-7	05/01/2003	2,200	1,000 a	NA	62	8.0	230	80	NA	360	NA	NA	NA	NA	9.49	2.95	6.54	NA
VEW-7	07/17/2003	<1,200	590 a,f	NA	97	19	150	110	NA	830	NA	NA	NA	NA	9.49	3.94	5.55	NA
VEW-7	10/02/2003	800	1,300 a	NA	78	11	170	49	NA	1,200	NA	NA	NA	NA	9.49	5.00	4.49	NA
VEW-7	01/05/2004	2,500	970 a	NA	120	13	86	300	NA	660	NA	NA	NA	NA	9.49	2.82	6.67	NA
VEW-7	04/01/2004	4,700	1,500 a	NA	100	42	240	680	NA	830	NA	NA	NA	NA	9.49	2.99	6.50	NA

WELL CONCENTRATIONS
Shell-branded Service Station
285 Hegenberger Road
Oakland, CA

Well ID	Date	TPPH (ug/L)	TEPH as Diesel (ug/L)	TEPH as Motor Oil (ug/L)	B (ug/L)	T (ug/L)	E (ug/L)	X (ug/L)	MTBE 8020 (ug/L)	MTBE 8260 (ug/L)	DIPE (ug/L)	ETBE (ug/L)	TAME (ug/L)	TBA (ug/L)	TOC (MSL)	Depth to Water (ft.)	GW Elevation (MSL)	DO Reading (ppm)
VEW-7	08/02/2004	1,100	830 a	<500	60	6.5	30	120	NA	920	<20	<20	<20	430	9.49	4.45	5.04	NA
AS-1	09/26/2000	NA	NA	NA	NA	NA	NA	NA	NA	NA	NA	NA	NA	NA	NA	6.67	NA	NA
AS-1	10/17/2000	13,400	3,280 a	NA	1,600	82.8	<20.0	2,600	498	NA	NA	NA	NA	NA	NA	5.50	NA	2.0/2.5
AS-1	05/01/2001	Well inaccessible		NA	NA	NA	NA	NA	NA	NA	NA	NA	NA	NA	NA	NA	NA	NA
AS-1	11/05/2001	5,300	<900	NA	85	26	46	120	NA	190	NA	NA	NA	NA	NA	6.11	NA	0.4/0.5
AS-1	05/01/2002	Insufficient water		NA	NA	NA	NA	NA	NA	NA	NA	NA	NA	NA	NA	14.73	NA	NA
AS-1	07/16/2002	210	<150	NA	8.2	<0.50	7.9	3.5	NA	25	NA	NA	NA	NA	NA	5.59	NA	4.6/2.8
AS-1	10/17/2002	Well dry		NA	NA	NA	NA	NA	NA	NA	NA	NA	NA	NA	8.23	NA	NA	NA
AS-1	01/21/2003	<50	220	NA	0.62	<0.50	<0.50	<0.50	NA	<5.0	NA	NA	NA	NA	8.23	9.51	-1.28	2.2/2.5
AS-1	05/01/2003	79	96 a	NA	2.2	0.99	5.1	4.8	NA	<5.0	NA	NA	NA	NA	8.23	5.75	2.48	NA
AS-1	07/17/2003	<50	79 a,f	NA	1.2	0.60	0.95	1.7	NA	3.6	NA	NA	NA	NA	8.23	5.90	2.33	NA
AS-1	10/02/2003	440	99 a	NA	12	49	22	94	NA	3.5	NA	NA	NA	NA	8.23	5.90	2.33	NA
AS-1	01/05/2004	<50	76 a	NA	0.75	<0.50	0.70	<1.0	NA	2.4	NA	NA	NA	NA	8.23	5.64	2.59	NA
AS-1	04/01/2004	<50	<50	NA	0.79	<0.50	<0.50	<1.0	NA	3.2	NA	NA	NA	NA	8.23	5.86	2.37	NA
AS-2	09/26/2000	NA	NA	NA	NA	NA	NA	NA	NA	NA	NA	NA	NA	NA	NA	5.38	NA	NA
AS-2	10/17/2000	4,380	1,380 a	NA	167	<10.0	225	680	315	NA	NA	NA	NA	NA	NA	5.50	NA	3.1/3.0
AS-2	05/01/2001	Well inaccessible		NA	NA	NA	NA	NA	NA	NA	NA	NA	NA	NA	NA	NA	NA	NA
AS-2	11/05/2001	2,200	<300	NA	100	0.99	91	21	NA	220	NA	NA	NA	NA	NA	5.99	NA	0.8/0.6
AS-2	05/01/2002	880	<300	NA	19	<0.50	31	22	NA	57	NA	NA	NA	NA	NA	5.25	NA	1.0/0.8
AS-2	07/16/2002	910	<200	NA	40	4.1	39	43	NA	78	NA	NA	NA	NA	NA	5.53	NA	0.7/0.9
AS-2	10/17/2002	Well dry		NA	NA	NA	NA	NA	NA	NA	NA	NA	NA	NA	8.65	NA	NA	NA
AS-2	01/21/2003	<50	140	NA	1.4	<0.50	2.0	0.94	NA	19	NA	NA	NA	NA	8.65	9.32	-0.67	1.4/1.6
AS-2	05/01/2003	56	120 a	NA	2.1	<0.50	4.7	<1.0	NA	12	NA	NA	NA	NA	8.65	6.74	1.91	NA
AS-2	07/17/2003	180	80 a,f	NA	11	0.56	34	13	NA	23	NA	NA	NA	NA	8.65	6.40	2.25	NA
AS-2	10/02/2003	320	190 a	NA	8.5	6.3	24	25	NA	21	NA	NA	NA	NA	8.65	6.20	2.45	NA
AS-2	01/05/2004	210	160 a	NA	1.4	<0.50	21	1.6	NA	15	NA	NA	NA	NA	8.65	6.32	2.33	NA
AS-2	04/01/2004	200	130 a	NA	0.87	<0.50	17	<1.0	NA	18	NA	NA	NA	NA	8.65	6.15	2.50	NA
AS-3	09/26/2000	NA	NA	NA	NA	NA	NA	NA	NA	NA	NA	NA	NA	NA	NA	5.75	NA	NA
AS-3	10/17/2000	3,520	942 a	NA	588	521	41.2	566	1,740	NA	NA	NA	NA	NA	NA	6.18	NA	3.1/3.0

WELL CONCENTRATIONS
Shell-branded Service Station
285 Hegenberger Road
Oakland, CA

Well ID	Date	TPPH (ug/L)	TEPH as Diesel (ug/L)	TEPH as Motor Oil (ug/L)	B (ug/L)	T (ug/L)	E (ug/L)	X (ug/L)	MTBE 8020 (ug/L)	MTBE 8260 (ug/L)	DIPE (ug/L)	ETBE (ug/L)	TAME (ug/L)	TBA (ug/L)	TOC (MSL)	Depth to Water (ft.)	GW Elevation (MSL)	DO Reading (ppm)
AS-3	05/01/2001	Well inaccessible		NA	NA	NA	NA	NA	NA	NA	NA	NA	NA	NA	NA	NA	NA	NA
AS-3	11/05/2001	1,600	110	NA	41	4.9	8.2	30	NA	240	NA	NA	NA	NA	NA	6.41	NA	1.1/3.2
AS-3	05/01/2002	Insufficient water		NA	NA	NA	NA	NA	NA	NA	NA	NA	NA	NA	NA	14.90	NA	NA
AS-3	07/16/2002	Well dry	NA	NA	NA	NA	NA	NA	NA	NA	NA	NA	NA	NA	NA	NA	NA	NA
AS-3	10/17/2002	Insufficient water		NA	NA	NA	NA	NA	NA	NA	NA	NA	NA	NA	8.84	14.78	-5.94	NA
AS-3	01/21/2003	<50	320	NA	<0.50	<0.50	<0.50	<0.50	NA	<5.0	NA	NA	NA	NA	8.84	11.59	-2.75	2.2/1.1
AS-3	05/01/2003	57	150 a	NA	0.53	<0.50	4.7	2.7	NA	<5.0	NA	NA	NA	NA	8.84	6.44	2.40	NA
AS-3	07/17/2003	<50	110 a,f	NA	0.83	2.1	2.4	5.4	NA	2.5	NA	NA	NA	NA	8.84	6.55	2.29	NA
AS-3	10/02/2003	<50	96 a	NA	2.9	3.9	8.4	15	NA	8.1	NA	NA	NA	NA	8.84	6.55	2.29	NA
AS-3	01/05/2004	<50	120 a	NA	<0.50	<0.50	<0.50	<1.0	NA	1.5	NA	NA	NA	NA	8.84	6.47	2.37	NA
AS-3	04/01/2004	<50	110 a	NA	<0.50	<0.50	<0.50	<1.0	NA	2.8	NA	NA	NA	NA	8.84	6.32	2.52	NA

WELL CONCENTRATIONS
Shell-branded Service Station
285 Hegenberger Road
Oakland, CA

Well ID	Date	TPPH (ug/L)	TEPH as Diesel (ug/L)	TEPH as Motor Oil (ug/L)	B (ug/L)	T (ug/L)	E (ug/L)	X (ug/L)	MTBE 8020 (ug/L)	MTBE 8260 (ug/L)	DIPE (ug/L)	ETBE (ug/L)	TAME (ug/L)	TBA (ug/L)	TOC (MSL)	Depth to Water (ft.)	GW Elevation (MSL)	DO Reading (ppm)
---------	------	----------------	-----------------------------	--------------------------------	-------------	-------------	-------------	-------------	------------------------	------------------------	----------------	----------------	----------------	---------------	--------------	----------------------------	--------------------------	------------------------

Abbreviations:

TPPH = Total petroleum hydrocarbons as gasoline by EPA Method 8260B; prior to November 5, 2001, analyzed by EPA Method 8015.

TEPH = Total petroleum hydrocarbons analyzed by EPA Method 8015M.

BTEX = Benzene, toluene, ethylbenzene, xylenes by EPA Method 8260B; prior to November 5, 2001, analyzed by EPA Method 8020.

MTBE = Methyl tertiary butyl ether

DIPE = Di-isopropyl ether, analyzed by EPA Method 8260B

ETBE = Ethyl tertiary butyl ether, analyzed by EPA Method 8260B

TAME = Tertiary amyl methyl ether, analyzed by EPA Method 8260B

TBA = Tertiary butyl alcohol, analyzed by EPA Method 8260B

TOC = Top of Casing Elevation

TOB = Top of Wellbox

GW = Groundwater

DO = Dissolved Oxygen

ug/L = Parts per billion

ppm = Parts per million

MSL = Mean sea level

ft. = Feet

<n = Below detection limit

(D) = Duplicate sample

n/n = Dissolved oxygen reading; pre-purge/post-purge.

NA = Not applicable

Notes:

a = Chromatogram pattern indicates an unidentified hydrocarbon/Hydrocarbon does not match pattern of laboratory's standard.

b = Sample was analyzed outside of EPA recommended holding time.

c = Post-purge DO reading not taken.

d = Lab did not record detected result.

e = Change in casing elevation due to wellhead maintenance.

f = TEPH with Silica Gel Cleanup.

g = Hydrocarbon reported is in the early Diesel range and does not match the laboratory's standard.

* All diesel and motor oil samples for this event were lost in laboratory fire.

Site surveyed, except wells MW-11 and MW-12, on March 18, 2002 by Virgil Chavez Land Surveying of Vallejo, CA.

Blaine Tech Services, Inc.

August 16, 2004

1680 Rogers Avenue
San Jose, CA 95112-1105
Attn.: Leon Gearhart
Project#: 040802-MT1
Project: 98995749
Site: 285 Hegenberger Road, Oakland

Dear Mr. Gearhart,


Attached is our report for your samples received on 08/03/2004 14:51
This report has been reviewed and approved for release. Reproduction of this report
is permitted only in its entirety.

Please note that any unused portion of the samples will be discarded after
09/17/2004 unless you have requested otherwise.

We appreciate the opportunity to be of service to you. If you have any questions,

You can also contact me via email. My email address is: mbrewer@stl-inc.com

Sincerely,



Melissa Brewer
Project Manager

Gas/BTEX Fuel Oxygenates by 8260B (C6-C12)

Blaine Tech Services, Inc.

Attn.: Leon Gearhart

1680 Rogers Avenue

San Jose, CA 95112-1105

Phone: (408) 573-0555 Fax: (408) 573-7771

Project: 040802-MT1
98995749

Received: 08/03/2004 14:51

Site: 285 Hegenberger Road, Oakland

Samples Reported

Sample Name	Date Sampled	Matrix	Lab #
MW-1	08/02/2004 13:35	Water	1
MW-2	08/02/2004 12:45	Water	2
MW-3	08/02/2004 13:50	Water	3
MW-6	08/02/2004 11:25	Water	4
MW-9	08/02/2004 13:10	Water	5
MW-10	08/02/2004 14:15	Water	6
VEW-5	08/02/2004 13:25	Water	7
VEW-7	08/02/2004 14:00	Water	8

Gas/BTEX Fuel Oxygenates by 8260B (C6-C12)

Blaine Tech Services, Inc.

Attn.: Leon Gearhart

1680 Rogers Avenue
San Jose, CA 95112-1105
Phone: (408) 573-0555 Fax: (408) 573-7771

Project: 040802-MT1
98995749

Received: 08/03/2004 14:51

Site: 285 Hegenberger Road, Oakland

Prep(s): 5030B	Test(s): 8260B
Sample ID: MW-1	Lab ID: 2004-08-0055 - 1
Sampled: 08/02/2004 13:35	Extracted: 8/10/2004 12:39
Matrix: Water	QC Batch#: 2004/08/10-1D.68
Analysis Flag: 0 (See Legend and Note Section)	

Compound	Conc.	RL	Unit	Dilution	Analyzed	Flag
Gasoline	9100	1000	ug/L	20.00	08/10/2004 12:39	
Benzene	1700	10	ug/L	20.00	08/10/2004 12:39	
Toluene	17	10	ug/L	20.00	08/10/2004 12:39	
Ethylbenzene	200	10	ug/L	20.00	08/10/2004 12:39	
Total xylenes	24	20	ug/L	20.00	08/10/2004 12:39	
tert-Butyl alcohol (TBA)	2900	100	ug/L	20.00	08/10/2004 12:39	
Methyl tert-butyl ether (MTBE)	1700	10	ug/L	20.00	08/10/2004 12:39	
Di-isopropyl Ether (DIPE)	ND	40	ug/L	20.00	08/10/2004 12:39	
Ethyl tert-butyl ether (ETBE)	ND	40	ug/L	20.00	08/10/2004 12:39	
tert-Amyl methyl ether (TAME)	ND	40	ug/L	20.00	08/10/2004 12:39	
Surrogate(s)						
1,2-Dichloroethane-d4	101.8	76-130	%	20.00	08/10/2004 12:39	
Toluene-d8	96.4	78-115	%	20.00	08/10/2004 12:39	

Gas/BTEX Fuel Oxygenates by 8260B (C6-C12)

Blaine Tech Services, Inc.

Attn.: Leon Gearhart

1680 Rogers Avenue

San Jose, CA 95112-1105

Phone: (408) 573-0555 Fax: (408) 573-7771

Project: 040802-MT1

98995749

Received: 08/03/2004 14:51

Site: 285 Hegenberger Road, Oakland

Prep(s):	5030B	Test(s):	8260B
Sample ID:	MW-2	Lab ID:	2004-08-0055 - 2
Sampled:	08/02/2004 12:45	Extracted:	8/10/2004 12:58
Matrix:	Water	QC Batch#:	2004/08/10-1D.68

Compound	Conc.	RL	Unit	Dilution	Analyzed	Flag
Gasoline	110	50	ug/L	1.00	08/10/2004 12:58	
Benzene	ND	0.50	ug/L	1.00	08/10/2004 12:58	
Toluene	ND	0.50	ug/L	1.00	08/10/2004 12:58	
Ethylbenzene	ND	0.50	ug/L	1.00	08/10/2004 12:58	
Total xylenes	ND	1.0	ug/L	1.00	08/10/2004 12:58	
tert-Butyl alcohol (TBA)	150	5.0	ug/L	1.00	08/10/2004 12:58	
Methyl tert-butyl ether (MTBE)	3.9	0.50	ug/L	1.00	08/10/2004 12:58	
Di-isopropyl Ether (DIPE)	ND	2.0	ug/L	1.00	08/10/2004 12:58	
Ethyl tert-butyl ether (ETBE)	ND	2.0	ug/L	1.00	08/10/2004 12:58	
tert-Amyl methyl ether (TAME)	ND	2.0	ug/L	1.00	08/10/2004 12:58	
Surrogate(s)						
1,2-Dichloroethane-d4	98.2	76-130	%	1.00	08/10/2004 12:58	
Toluene-d8	96.5	78-115	%	1.00	08/10/2004 12:58	

Gas/BTEX Fuel Oxygenates by 8260B (C6-C12)

Blaine Tech Services, Inc.

Attn.: Leon Gearhart

1680 Rogers Avenue
San Jose, CA 95112-1105
Phone: (408) 573-0555 Fax: (408) 573-7771

Project: 040802-MT1
98995749

Received: 08/03/2004 14:51

Site: 285 Hegenberger Road, Oakland

Prep(s): 5030B	Test(s): 8260B
Sample ID: MW-3	Lab ID: 2004-08-0055 - 3
Sampled: 08/02/2004 13:50	Extracted: 8/11/2004 13:47
Matrix: Water	QC Batch#: 2004/08/11-1A.68
Analysis Flag: o (See Legend and Note Section)	

Compound	Conc.	RL	Unit	Dilution	Analyzed	Flag
Gasoline	300	250	ug/L	5.00	08/11/2004 13:47	
Benzene	ND	2.5	ug/L	5.00	08/11/2004 13:47	
Toluene	ND	2.5	ug/L	5.00	08/11/2004 13:47	
Ethylbenzene	ND	2.5	ug/L	5.00	08/11/2004 13:47	
Total xylenes	ND	5.0	ug/L	5.00	08/11/2004 13:47	
tert-Butyl alcohol (TBA)	1900	25	ug/L	5.00	08/11/2004 13:47	
Methyl tert-butyl ether (MTBE)	17	2.5	ug/L	5.00	08/11/2004 13:47	
Di-isopropyl Ether (DIPE)	ND	10	ug/L	5.00	08/11/2004 13:47	
Ethyl tert-butyl ether (ETBE)	ND	10	ug/L	5.00	08/11/2004 13:47	
tert-Amyl methyl ether (TAME)	ND	10	ug/L	5.00	08/11/2004 13:47	
Surrogate(s)						
1,2-Dichloroethane-d4	107.6	76-130	%	5.00	08/11/2004 13:47	
Toluene-d8	98.8	78-115	%	5.00	08/11/2004 13:47	

Gas/BTEX Fuel Oxygenates by 8260B (C6-C12)

Blaine Tech Services, Inc.

Attn.: Leon Gearhart

1680 Rogers Avenue
San Jose, CA 95112-1105
Phone: (408) 573-0555 Fax: (408) 573-7771

Project: 040802-MT1
98995749

Received: 08/03/2004 14:51

Site: 285 Hegenberger Road, Oakland

Prep(s): 5030B	Test(s): 8260B
Sample ID: MW-6	Lab ID: 2004-08-0055 - 4
Sampled: 08/02/2004 11:25	Extracted: 8/11/2004 14:06
Matrix: Water	QC Batch#: 2004/08/11-1A.68
Analysis Flag: o (See Legend and Note Section)	

Compound	Conc.	RL	Unit	Dilution	Analyzed	Flag
Gasoline	1600	250	ug/L	5.00	08/11/2004 14:06	
Benzene	ND	2.5	ug/L	5.00	08/11/2004 14:06	
Toluene	ND	2.5	ug/L	5.00	08/11/2004 14:06	
Ethylbenzene	ND	2.5	ug/L	5.00	08/11/2004 14:06	
Total xylenes	ND	5.0	ug/L	5.00	08/11/2004 14:06	
tert-Butyl alcohol (TBA)	900	25	ug/L	5.00	08/11/2004 14:06	
Methyl tert-butyl ether (MTBE)	480	2.5	ug/L	5.00	08/11/2004 14:06	
Di-isopropyl Ether (DIPE)	ND	10	ug/L	5.00	08/11/2004 14:06	
Ethyl tert-butyl ether (ETBE)	ND	10	ug/L	5.00	08/11/2004 14:06	
tert-Amyl methyl ether (TAME)	ND	10	ug/L	5.00	08/11/2004 14:06	
Surrogate(s)						
1,2-Dichloroethane-d4	105.8	76-130	%	5.00	08/11/2004 14:06	
Toluene-d8	97.0	78-115	%	5.00	08/11/2004 14:06	

Gas/BTEX Fuel Oxygenates by 8260B (C6-C12)

Blaine Tech Services, Inc.

Attn.: Leon Gearhart

1680 Rogers Avenue
San Jose, CA 95112-1105
Phone: (408) 573-0555 Fax: (408) 573-7771

Project: 040802-MT1
98995749

Received: 08/03/2004 14:51

Site: 285 Hegenberger Road, Oakland

Prep(s): 5030B	Test(s): 8260B
Sample ID: MW-9	Lab ID: 2004-08-0055 - 5
Sampled: 08/02/2004 13:10	Extracted: 8/10/2004 13:55
Matrix: Water	QC Batch#: 2004/08/10-1D.68
Analysis Flag: 0 (See Legend and Note Section)	

Compound	Conc.	RL	Unit	Dilution	Analyzed	Flag
Gasoline	12000	5000	ug/L	100.00	08/10/2004 13:55	
Benzene	8200	50	ug/L	100.00	08/10/2004 13:55	
Toluene	ND	50	ug/L	100.00	08/10/2004 13:55	
Ethylbenzene	66	50	ug/L	100.00	08/10/2004 13:55	
Total xylenes	650	100	ug/L	100.00	08/10/2004 13:55	
tert-Butyl alcohol (TBA)	ND	500	ug/L	100.00	08/10/2004 13:55	
Methyl tert-butyl ether (MTBE)	ND	50	ug/L	100.00	08/10/2004 13:55	
Di-isopropyl Ether (DIPE)	ND	200	ug/L	100.00	08/10/2004 13:55	
Ethyl tert-butyl ether (ETBE)	ND	200	ug/L	100.00	08/10/2004 13:55	
tert-Amyl methyl ether (TAME)	ND	200	ug/L	100.00	08/10/2004 13:55	
Surrogate(s)						
1,2-Dichloroethane-d4	100.4	76-130	%	100.00	08/10/2004 13:55	
Toluene-d8	102.4	78-115	%	100.00	08/10/2004 13:55	

Gas/BTEX Fuel Oxygenates by 8260B (C6-C12)

Blaine Tech Services, Inc.

Attn.: Leon Gearhart

1680 Rogers Avenue

San Jose, CA 95112-1105

Phone: (408) 573-0555 Fax: (408) 573-7771

Project: 040802-MT1

98995749

Received: 08/03/2004 14:51

Site: 285 Hegenberger Road, Oakland

Prep(s): 5030B	Test(s): 8260B
Sample ID: MW-10	Lab ID: 2004-08-0055 - 6
Sampled: 08/02/2004 14:15	Extracted: 8/11/2004 14:25
Matrix: Water	QC Batch#: 2004/08/11-1A.68
Analysis Flag: o (See Legend and Note Section)	

Compound	Conc.	RL	Unit	Dilution	Analyzed	Flag
Gasoline	9900	2500	ug/L	50.00	08/11/2004 14:25	
Benzene	4100	25	ug/L	50.00	08/11/2004 14:25	
Toluene	140	25	ug/L	50.00	08/11/2004 14:25	
Ethylbenzene	500	25	ug/L	50.00	08/11/2004 14:25	
Total xylenes	700	50	ug/L	50.00	08/11/2004 14:25	
tert-Butyl alcohol (TBA)	710	250	ug/L	50.00	08/11/2004 14:25	
Methyl tert-butyl ether (MTBE)	3800	25	ug/L	50.00	08/11/2004 14:25	
Di-isopropyl Ether (DIPE)	ND	100	ug/L	50.00	08/11/2004 14:25	
Ethyl tert-butyl ether (ETBE)	ND	100	ug/L	50.00	08/11/2004 14:25	
tert-Amyl methyl ether (TAME)	ND	100	ug/L	50.00	08/11/2004 14:25	
Surrogate(s)						
1,2-Dichloroethane-d4	107.1	76-130	%	50.00	08/11/2004 14:25	
Toluene-d8	105.2	78-115	%	50.00	08/11/2004 14:25	

Gas/BTEX Fuel Oxygenates by 8260B (C6-C12)

Blaine Tech Services, Inc.

Attn.: Leon Gearhart

1680 Rogers Avenue
San Jose, CA 95112-1105
Phone: (408) 573-0555 Fax: (408) 573-7771

Project: 040802-MT1
98995749

Received: 08/03/2004 14:51

Site: 285 Hegenberger Road, Oakland

Prep(s): 5030B	Test(s): 8260B
Sample ID: VEW-5	Lab ID: 2004-08-0055 - 7
Sampled: 08/02/2004 13:25	Extracted: 8/11/2004 14:44
Matrix: Water	QC Batch#: 2004/08/11-1A-68
Analysis Flag: 0 (See Legend and Note Section)	

Compound	Conc.	RL	Unit	Dilution	Analyzed	Flag
Gasoline	8900	1000	ug/L	20.00	08/11/2004 14:44	
Benzene	790	10	ug/L	20.00	08/11/2004 14:44	
Toluene	74	10	ug/L	20.00	08/11/2004 14:44	
Ethylbenzene	600	10	ug/L	20.00	08/11/2004 14:44	
Total xylenes	1600	20	ug/L	20.00	08/11/2004 14:44	
tert-Butyl alcohol (TBA)	ND	100	ug/L	20.00	08/11/2004 14:44	
Methyl tert-butyl ether (MTBE)	62	10	ug/L	20.00	08/11/2004 14:44	
Di-isopropyl Ether (DIPE)	ND	40	ug/L	20.00	08/11/2004 14:44	
Ethyl tert-butyl ether (ETBE)	ND	40	ug/L	20.00	08/11/2004 14:44	
tert-Amyl methyl ether (TAME)	ND	40	ug/L	20.00	08/11/2004 14:44	
Surrogate(s)						
1,2-Dichloroethane-d4	108.2	76-130	%	20.00	08/11/2004 14:44	
Toluene-d8	104.1	78-115	%	20.00	08/11/2004 14:44	

Gas/BTEX Fuel Oxygenates by 8260B (C6-C12)

Blaine Tech Services, Inc.

Attn.: Leon Gearhart

1680 Rogers Avenue
San Jose, CA 95112-1105
Phone: (408) 573-0555 Fax: (408) 573-7771

Project: 040802-MT1
98995749

Received: 08/03/2004 14:51

Site: 285 Hegenberger Road, Oakland

Prep(s): 5030B	Test(s): 8260B
Sample ID: VEW-7	Lab ID: 2004-08-0055 - 8
Sampled: 08/02/2004 14:00	Extracted: 8/11/2004 15:03
Matrix: Water	QC Batch#: 2004/08/11-1A.68
Analysis Flag: o (See Legend and Note Section)	

Compound	Conc.	RL	Unit	Dilution	Analyzed	Flag
Gasoline	1100	500	ug/L	10.00	08/11/2004 15:03	
Benzene	60	5.0	ug/L	10.00	08/11/2004 15:03	
Toluene	6.5	5.0	ug/L	10.00	08/11/2004 15:03	
Ethylbenzene	30	5.0	ug/L	10.00	08/11/2004 15:03	
Total xylenes	120	10	ug/L	10.00	08/11/2004 15:03	
tert-Butyl alcohol (TBA)	430	50	ug/L	10.00	08/11/2004 15:03	
Methyl tert-butyl ether (MTBE)	920	5.0	ug/L	10.00	08/11/2004 15:03	
Di-isopropyl Ether (DIPE)	ND	20	ug/L	10.00	08/11/2004 15:03	
Ethyl tert-butyl ether (ETBE)	ND	20	ug/L	10.00	08/11/2004 15:03	
tert-Amyl methyl ether (TAME)	ND	20	ug/L	10.00	08/11/2004 15:03	
Surrogate(s)						
1,2-Dichloroethane-d4	113.9	76-130	%	10.00	08/11/2004 15:03	
Toluene-d8	105.0	78-115	%	10.00	08/11/2004 15:03	

Gas/BTEX Fuel Oxygenates by 8260B (C6-C12)

Blaine Tech Services, Inc.

Attn.: Leon Gearhart

1680 Rogers Avenue
San Jose, CA 95112-1105
Phone: (408) 573-0555 Fax: (408) 573-7771

Project: 040802-MT1
98995749

Received: 08/03/2004 14:51

Site: 285 Hegenberger Road, Oakland

Batch QC Report		
Prep(s): 5030B		Test(s): 8260B
Method Blank	Water	QC Batch # 2004/08/10-1D.68
MB: 2004/08/10-1D.68-029		Date Extracted: 08/10/2004 07:29

Compound	Conc.	RL	Unit	Analyzed	Flag
Gasoline	ND	50	ug/L	08/10/2004 07:29	
tert-Butyl alcohol (TBA)	ND	5.0	ug/L	08/10/2004 07:29	
Methyl tert-butyl ether (MTBE)	ND	0.5	ug/L	08/10/2004 07:29	
Di-isopropyl Ether (DIPE)	ND	2.0	ug/L	08/10/2004 07:29	
Ethyl tert-butyl ether (ETBE)	ND	2.0	ug/L	08/10/2004 07:29	
tert-Amyl methyl ether (TAME)	ND	2.0	ug/L	08/10/2004 07:29	
Benzene	ND	0.5	ug/L	08/10/2004 07:29	
Toluene	ND	0.5	ug/L	08/10/2004 07:29	
Ethylbenzene	ND	0.5	ug/L	08/10/2004 07:29	
Total xylenes	ND	1.0	ug/L	08/10/2004 07:29	
Surrogates(s)					
1,2-Dichloroethane-d4	101.6	76-130	%	08/10/2004 07:29	
Toluene-d8	100.6	78-115	%	08/10/2004 07:29	

Gas/BTEX Fuel Oxygenates by 8260B (C6-C12)

Blaine Tech Services, Inc.

Attn.: Leon Gearhart

1680 Rogers Avenue
San Jose, CA 95112-1105
Phone: (408) 573-0555 Fax: (408) 573-7771

Project: 040802-MT1
98995749

Received: 08/03/2004 14:51

Site: 285 Hegenberger Road, Oakland

Batch QC Report		
Prep(s): 5030B		Test(s): 8260B
Method Blank	Water	QC Batch # 2004/08/11-1A.68
MB: 2004/08/11-1A.68-023		Date Extracted: 08/11/2004 07:23

Compound	Conc.	RL	Unit	Analyzed	Flag
Gasoline	ND	50	ug/L	08/11/2004 07:23	
tert-Butyl alcohol (TBA)	ND	5.0	ug/L	08/11/2004 07:23	
Methyl tert-butyl ether (MTBE)	ND	0.5	ug/L	08/11/2004 07:23	
Di-isopropyl Ether (DIPE)	ND	2.0	ug/L	08/11/2004 07:23	
Ethyl tert-butyl ether (ETBE)	ND	2.0	ug/L	08/11/2004 07:23	
tert-Amyl methyl ether (TAME)	ND	2.0	ug/L	08/11/2004 07:23	
Benzene	ND	0.5	ug/L	08/11/2004 07:23	
Toluene	ND	0.5	ug/L	08/11/2004 07:23	
Ethylbenzene	ND	0.5	ug/L	08/11/2004 07:23	
Total xylenes	ND	1.0	ug/L	08/11/2004 07:23	
Surrogates(s)					
1,2-Dichloroethane-d4	95.4	76-130	%	08/11/2004 07:23	
Toluene-d8	96.0	78-115	%	08/11/2004 07:23	

Gas/BTEX Fuel Oxygenates by 8260B (C6-C12)

Blaine Tech Services, Inc.

Attn.: Leon Gearhart

1680 Rogers Avenue
San Jose, CA 95112-1105
Phone: (408) 573-0555 Fax: (408) 573-7771

Project: 040802-MT1
98995749

Received: 08/03/2004 14:51

Site: 285 Hegenberger Road, Oakland

Batch QC Report										
Prep(s): 5030B						Test(s): 8260B				
Laboratory Control Spike			Water			QC Batch # 2004/08/10-1D.68				
LCS	2004/08/10-1D.68-051		Extracted: 08/10/2004			Analyzed: 08/10/2004 06:51				
LCSD	2004/08/10-1D.68-010		Extracted: 08/10/2004			Analyzed: 08/10/2004 07:10				
Compound	Conc. ug/L		Exp.Conc.	Recovery %		RPD	Ctrl.Limits %		Flags	
	LCS	LCSD		LCS	LCSD		%	Rec.	RPD	LCS
Methyl tert-butyl ether (MTBE)	25.6	25.7	25	102.4	102.8	0.4	65-165	20		
Benzene	26.3	24.6	25	105.2	98.4	6.7	69-129	20		
Toluene	28.6	27.6	25	114.4	110.4	3.6	70-130	20		
Surrogates(s)										
1,2-Dichloroethane-d4	443	454	500	88.6	90.8		76-130			
Toluene-d8	518	527	500	103.6	105.4		78-115			

Gas/BTEX Fuel Oxygenates by 8260B (C6-C12)

Blaine Tech Services, Inc.

Attn.: Leon Gearhart

1680 Rogers Avenue
San Jose, CA 95112-1105
Phone: (408) 573-0555 Fax: (408) 573-7771

Project: 040802-MT1
98995749

Received: 08/03/2004 14:51

Site: 285 Hegenberger Road, Oakland

Batch QC Report										
Prep(s): 5030B						Test(s): 8260B				
Laboratory Control Spike				Water			QC Batch # 2004/08/11-1A.68			
LCS	2004/08/11-1A.68-045			Extracted: 08/11/2004			Analyzed: 08/11/2004 06.45			
LCSD	2004/08/11-1A.68-004			Extracted: 08/11/2004			Analyzed: 08/11/2004 07.04			
Compound	Conc. ug/L		Exp.Conc.	Recovery %		RPD	Ctrl.Limits %		Flags	
	LCS	LCSD		LCS	LCSD		%	Rec.	RPD	LCS
Methyl tert-butyl ether (MTBE)	24.1	25.1	25	96.4	100.4	4.1	65-165	20		
Benzene	26.4	25.6	25	105.6	102.4	3.1	69-129	20		
Toluene	26.3	26.1	25	105.2	104.4	0.8	70-130	20		
Surrogates(s)										
1,2-Dichloroethane-d4	443	452	500	88.6	90.4		76-130			
Toluene-d8	488	507	500	97.6	101.4		78-115			

Gas/BTEX Fuel Oxygenates by 8260B (C6-C12)

Blaine Tech Services, Inc.

Attn.: Leon Gearhart

1680 Rogers Avenue

San Jose, CA 95112-1105

Phone: (408) 573-0555 Fax: (408) 573-7771

Project: 040802-MT1

98995749

Received: 08/03/2004 14:51

Site: 285 Hegenberger Road, Oakland

Legend and Notes

Analysis Flag

o

Reporting limits were raised due to high level of analyte present in the sample.

Total Extractable Petroleum Hydrocarbons (TEPH) by 8015m

Blaine Tech Services, Inc.

Attn.: Leon Gearhart

1680 Rogers Avenue
San Jose, CA 95112-1105
Phone: (408) 573-0555 Fax: (408) 573-7771

Project: 040802-MT1
98995749

Received: 08/03/2004 14:51

Site: 285 Hegenberger Road, Oakland

Samples Reported

Sample Name	Date Sampled	Matrix	Lab #
MW-1	08/02/2004 13:35	Water	1
MW-2	08/02/2004 12:45	Water	2
MW-3	08/02/2004 13:50	Water	3
MW-6	08/02/2004 11:25	Water	4
MW-9	08/02/2004 13:10	Water	5
MW-10	08/02/2004 14:15	Water	6
VEW-5	08/02/2004 13:25	Water	7
VEW-7	08/02/2004 14:00	Water	8

Total Extractable Petroleum Hydrocarbons (TEPH) by 8015m

Blaine Tech Services, Inc.

Attn.: Leon Gearhart

1680 Rogers Avenue
San Jose, CA 95112-1105
Phone: (408) 573-0555 Fax: (408) 573-7771

Project: 040802-MT1
98995749

Received: 08/03/2004 14:51

Site: 285 Hegenberger Road, Oakland

Prep(s): 3510/8015M	Test(s): 8015M
Sample ID: MW-1	Lab ID: 2004-08-0055 - 1
Sampled: 08/02/2004 13:35	Extracted: 8/11/2004 05:26
Matrix: Water	QC Batch#: 2004/08/11-1B-10

Compound	Conc.	RL	Unit	Dilution	Analyzed	Flag
Diesel	4600	100	ug/L	2.00	08/12/2004 10:58	edr
Motor Oil	ND	1000	ug/L	2.00	08/12/2004 10:58	
Surrogate(s)						
o-Terphenyl	77.4	50-120	%	2.00	08/12/2004 10:58	

Total Extractable Petroleum Hydrocarbons (TEPH) by 8015m

Blaine Tech Services, Inc.

Attn.: Leon Gearhart

1680 Rogers Avenue
San Jose, CA 95112-1105
Phone: (408) 573-0555 Fax: (408) 573-7771

Project: 040802-MT1
98995749

Received: 08/03/2004 14:51

Site: 285 Hegenberger Road, Oakland

Prep(s): 3510/8015M	Test(s): 8015M
Sample ID: MW-2	Lab ID: 2004-08-0055 - 2
Sampled: 08/02/2004 12:45	Extracted: 8/11/2004 05:26
Matrix: Water	QC Batch#: 2004/08/11-1B.10

Compound	Conc.	RL	Unit	Dilution	Analyzed	Flag
Diesel	130	50	ug/L	1.00	08/12/2004 02:49	ndp
Motor Oil	ND	500	ug/L	1.00	08/12/2004 02:49	
Surrogate(s)						
o-Terphenyl	73.0	50-120	%	1.00	08/12/2004 02:49	

Total Extractable Petroleum Hydrocarbons (TEPH) by 8015m

Blaine Tech Services, Inc.

Attn.: Leon Gearhart

1680 Rogers Avenue
San Jose, CA 95112-1105
Phone: (408) 573-0555 Fax: (408) 573-7771

Project: 040802-MT1
98995749

Received: 08/03/2004 14:51

Site: 285 Hegenberger Road, Oakland

Prep(s): 3510/8015M	Test(s): 8015M
Sample ID: MW-3	Lab ID: 2004-08-0055 - 3
Sampled: 08/02/2004 13:50	Extracted: 8/11/2004 05:26
Matrix: Water	QC Batch#: 2004/08/11-1B.10

Compound	Conc.	RL	Unit	Dilution	Analyzed	Flag
Diesel	ND	50	ug/L	1.00	08/11/2004 19:27	
Motor Oil	ND	500	ug/L	1.00	08/11/2004 19:27	
Surrogate(s)						
o-Terphenyl	59.4	50-120	%	1.00	08/11/2004 19:27	

Total Extractable Petroleum Hydrocarbons (TEPH) by 8015m

Blaine Tech Services, Inc.

Attn.: Leon Gearhart

1680 Rogers Avenue

San Jose, CA 95112-1105

Phone: (408) 573-0555 Fax: (408) 573-7771

Project: 040802-MT1

98995749

Received: 08/03/2004 14:51

Site: 285 Hegenberger Road, Oakland

Prep(s):	3510/8015M	Test(s):	8015M
Sample ID:	MW-6	Lab ID:	2004-08-0055 - 4
Sampled:	08/02/2004 11:25	Extracted:	8/13/2004 12:49
Matrix:	Water	QC Batch#:	2004/08/13-4A.10

Compound	Conc.	RL	Unit	Dilution	Analyzed	Flag
Diesel	500	50	ug/L	1.00	08/14/2004 12:38	edr
Motor Oil	ND	500	ug/L	1.00	08/14/2004 12:38	
Surrogate(s)						
o-Terphenyl	79.7	50-120	%	1.00	08/14/2004 12:38	

Severn Trent Laboratories, Inc.

STL San Francisco * 1220 Quarry Lane, Pleasanton, CA 94566

Tel 925 484 1919 Fax 925 484 1096 * www.stl-inc.com * CA DHS ELAP# 2496

08/16/2004 14:24

Total Extractable Petroleum Hydrocarbons (TEPH) by 8015m

Blaine Tech Services, Inc.

Attn.: Leon Gearhart

1680 Rogers Avenue

San Jose, CA 95112-1105

Phone: (408) 573-0555 Fax: (408) 573-7771

Project: 040802-MT1

98995749

Received: 08/03/2004 14:51

Site: 285 Hegenberger Road, Oakland

Prep(s): 3510/8015M	Test(s): 8015M
Sample ID: MW-9	Lab ID: 2004-08-0055 - 5
Sampled: 08/02/2004 13:10	Extracted: 8/13/2004 12:49
Matrix: Water	QC Batch#: 2004/08/13-4A.10

Compound	Conc.	RL	Unit	Dilution	Analyzed	Flag
Diesel	710	50	ug/L	1.00	08/14/2004 13:05	edr
Motor Oil	ND	500	ug/L	1.00	08/14/2004 13:05	
Surrogate(s)						
o-Terphenyl	64.0	50-120	%	1.00	08/14/2004 13:05	

Total Extractable Petroleum Hydrocarbons (TEPH) by 8015m

Blaine Tech Services, Inc.

Attn.: Leon Gearhart

1680 Rogers Avenue

San Jose, CA 95112-1105

Phone: (408) 573-0555 Fax: (408) 573-7771

Project: 040802-MT1

98995749

Received: 08/03/2004 14:51

Site: 285 Hegenberger Road, Oakland

Prep(s):	3510/8015M	Test(s):	8015M
Sample ID:	MW-10	Lab ID:	2004-08-0055 - 6
Sampled:	08/02/2004 14:15	Extracted:	8/11/2004 05:26
Matrix:	Water	QC Batch#:	2004/08/11-1B.10

Compound	Conc.	RL	Unit	Dilution	Analyzed	Flag
Diesel	1100	50	ug/L	1.00	08/11/2004 23:38	edr
Motor Oil	570	500	ug/L	1.00	08/11/2004 23:38	
Surrogate(s)						
o-Terphenyl	67.1	50-120	%	1.00	08/11/2004 23:38	

Total Extractable Petroleum Hydrocarbons (TEPH) by 8015m

Blaine Tech Services, Inc.

Attn.: Leon Gearhart

1680 Rogers Avenue

San Jose, CA 95112-1105

Phone: (408) 573-0555 Fax: (408) 573-7771

Project: 040802-MT1

98995749

Received: 08/03/2004 14:51

Site: 285 Hegenberger Road, Oakland

Prep(s): 3510/8015M	Test(s): 8015M
Sample ID: VEW-5	Lab ID: 2004-08-0055 - 7
Sampled: 08/02/2004 13:25	Extracted: 8/11/2004 05:28
Matrix: Water	QC Batch#: 2004/08/11-1B.10

Compound	Conc.	RL	Unit	Dilution	Analyzed	Flag
Diesel	3800	50	ug/L	1.00	08/12/2004 00:05	edr
Motor Oil	550	500	ug/L	1.00	08/12/2004 00:05	
Surrogate(s)						
o-Terphenyl	72.3	50-120	%	1.00	08/12/2004 00:05	

Total Extractable Petroleum Hydrocarbons (TEPH) by 8015m

Blaine Tech Services, Inc.

Attn.: Leon Gearhart

1680 Rogers Avenue

San Jose, CA 95112-1105

Phone: (408) 573-0555 Fax: (408) 573-7771

Project: 040802-MT1

98995749

Received: 08/03/2004 14:51

Site: 285 Hegenberger Road, Oakland

Prep(s):	3510/8015M	Test(s):	8015M
Sample ID:	VEW-7	Lab ID:	2004-08-0055 - 8
Sampled:	08/02/2004 14:00	Extracted:	8/11/2004 05:26
Matrix:	Water	QC Batch#:	2004/08/11-1B:10

Compound	Conc.	RL	Unit	Dilution	Analyzed	Flag
Diesel	830	50	ug/L	1.00	08/12/2004 00:05	edr
Motor Oil	ND	500	ug/L	1.00	08/12/2004 00:05	
Surrogate(s)						
o-Terphenyl	81.8	50-120	%	1.00	08/12/2004 00:05	

Total Extractable Petroleum Hydrocarbons (TEPH) by 8015m

Blaine Tech Services, Inc.

Attn.: Leon Gearhart

1680 Rogers Avenue
San Jose, CA 95112-1105
Phone: (408) 573-0555 Fax: (408) 573-7771

Project: 040802-MT1
98995749

Received: 08/03/2004 14:51

Site: 285 Hegenberger Road, Oakland

Batch QC Report					
Prep(s): 3510/8015M				Test(s): 8015M	
Method Blank		Water		QC Batch # 2004/08/11-1B:10	
MB: 2004/08/11-1B.10-001				Date Extracted: 08/11/2004 12:30	

Compound	Conc.	RL	Unit	Analyzed	Flag
Diesel	ND	50	ug/L	08/11/2004 13:42	
Motor Oil	ND	500	ug/L	08/11/2004 13:42	
Surrogates(s) o-Terphenyl	78.6	50-120	%	08/11/2004 13:42	

Total Extractable Petroleum Hydrocarbons (TEPH) by 8015m

Blaine Tech Services, Inc.

Attn.: Leon Gearhart

1680 Rogers Avenue
San Jose, CA 95112-1105
Phone: (408) 573-0555 Fax: (408) 573-7771

Project: 040802-MT1
98995749

Received: 08/03/2004 14:51

Site: 285 Hegenberger Road, Oakland

Batch QC Report					
Prep(s): 3510/8015M				Test(s): 8015M	
Method Blank		Water		QC Batch # 2004/08/13-4A.10	
MB: 2004/08/13-4A.10-003				Date Extracted: 08/13/2004 12:49	

Compound	Conc.	RL	Unit	Analyzed	Flag
Diesel	ND	50	ug/L	08/14/2004 14:26	
Motor Oil	ND	500	ug/L	08/14/2004 14:26	
Surrogates(s) o-Terphenyl	78.1	50-120	%	08/14/2004 14:26	

Total Extractable Petroleum Hydrocarbons (TEPH) by 8015m

Blaine Tech Services, Inc.

Attn.: Leon Gearhart

1680 Rogers Avenue
San Jose, CA 95112-1105
Phone: (408) 573-0555 Fax: (408) 573-7771

Project: 040802-MT1
98995749

Received: 08/03/2004 14:51

Site: 285 Hegenberger Road, Oakland

Batch QC Report									
Prep(s): 3510/8015M					Test(s): 8015M				
Laboratory Control Spike			Water			QC Batch # 2004/08/11-1B.10			
LCS	2004/08/11-1B.10-002		Extracted: 08/11/2004			Analyzed: 08/11/2004 14:36			
LCSD	2004/08/11-1B.10-003		Extracted: 08/11/2004			Analyzed: 08/11/2004 15:03			

Compound	Conc. ug/L		Exp.Conc.	Recovery %		RPD	Ctrl.Limits %		Flags	
	LCS	LCSD		LCS	LCSD		Rec.	RPD	LCS	LCSD
Diesel	883	869	1000	88.3	86.9	1.6	60-130	25		
Surrogates(s) o-Terphenyl	18.0	17.3	20.0	90.2	86.5		50-120			

Total Extractable Petroleum Hydrocarbons (TEPH) by 8015m

Blaine Tech Services, Inc.

Attn.: Leon Gearhart

1680 Rogers Avenue
San Jose, CA 95112-1105
Phone: (408) 573-0555 Fax: (408) 573-7771

Project: 040802-MT1
98995749

Received: 08/03/2004 14:51

Site: 285 Hegenberger Road, Oakland

Batch QC Report			
Prep(s): 3510/8015M		Test(s): 8015M	
Laboratory Control Spike		Water	QC Batch # 2004/08/13-4A.10
LCS	2004/08/13-4A.10-001	Extracted: 08/13/2004	Analyzed: 08/14/2004 14:53
LCSD	2004/08/13-4A.10-002	Extracted: 08/13/2004	Analyzed: 08/14/2004 15:20

Compound	Conc. ug/L		Exp.Conc.	Recovery %		RPD	Ctrl.Limits %		Flags	
	LCS	LCSD		LCS	LCSD		%	Rec.	RPD	LCS
Diesel	763	829	1000	76.3	82.9	8.3	60-130	25		
Surrogates(s) o-Terphenyl	15.3	16.5	20.0	76.4	82.3		50-120			

Total Extractable Petroleum Hydrocarbons (TEPH) by 8015m

Blaine Tech Services, Inc.

Attn.: Leon Gearhart

1680 Rogers Avenue

San Jose, CA 95112-1105

Phone: (408) 573-0555 Fax: (408) 573-7771

Project: 040802-MT1

98995749

Received: 08/03/2004 14:51

Site: 285 Hegenberger Road, Oakland

Legend and Notes

Result Flag

edr

Hydrocarbon reported is in the early Diesel range, and does not match our Diesel standard

ndp

Hydrocarbon reported does not match the pattern of our Diesel standard

LAB: SIL

SHELL Chain Of Custody Record

88350

Lab Identification (if necessary):

Shell Project Manager to be Invoiced:

INCIDENT NUMBER (S&E ONLY)

Address:

SCIENCE & ENGINEERING

Karen Petryna

9 8 9 9 5 7 4 9

DATE: 8/2/04

City, State, Zip:

TECHNICAL SERVICES

2004-08-0055

SAP or CRMT NUMBER (TS/CRMT)

PAGE: 1 of 1

CRMT HOUSTON

CLIENT COMPANY:

LOCATION:

SITE ADDRESS (Street and City):

SUBSIDIARY:

Blaine Tech Services

BTSS

285 Hegenberger Road, Oakland

T0600101245

ADDRESS:

EDF DELIVERABLE TO (PREPARE FOR PARTY OF DELIVER)

PHONE NO.:

E-MAIL:

CONSULTANT PROJECT NO.:

1680 Rogers Avenue, San Jose, CA 95112

Anni Kreml

510-420-3335

akreml@cambria-env.com

BTS# 040002-MT

PROJECT CONTACT (Intercept at RISK Report to)

Leon Gearhart

TELEPHONE:

FAX:

E-MAIL:

408-573-0555

408-573-7771

lgearhart@blainetech.com

SAMPLER NAME (if any):

Michael TdJ

LAB USE ONLY

TURNAROUND TIME (BUSINESS DAYS):

10 DAYS 5 DAYS 72 HOURS 48 HOURS 24 HOURS LESS THAN 24 HOURS

REQUESTED ANALYSIS

LA - RWQCB REPORT FORMAT LIST AGENCY:

Q/MSG MTBE CONFIRMATION: HIGHEST _____ HIGHEST per BORING: _____ ALL _____

SPECIAL INSTRUCTIONS OR NOTES: CHECK BOX IF EDD IS NOT NEEDED

FIELD NOTES:

Container Preservative or PID Readings or Laboratory Notes

TEMPERATURE ON RECEIPT C°

50

LAB USE ONLY	Field Sample Identification	SAMPLING		MATRIX	NO. OF CONT.	TPH - Gas, Purgeable	BTX	MTBE (821B - 5ppb RL)	MTBE (826B - 0.5ppb RL)	Oxygenates (5) by (826B)	Ethanol (826B)	Methanol	1,2-DCA (826B)	EDB (826B)	TPH - Diesel, Extractable (40-15m)	TPH - Motor Oil	Nitrate	Sulfate	Ferrous Ion	MTBE (826B) Confirmation, See Note		
		DATE	TIME																			
	MW-1	8/2/04	1335	W	7	X	X	X	X						X	X						
	MW-2		1245		7	X	X	X	X						X	X						
	MW-3		1350		7	X	X	X	X						X	X						
	MW-6		1125		7	X	X	X	X						X	X						
	MW-9		1310		7	X	X	X	X						X	X						
	MW-10		1415		7	X	X	X	X						X	X						
	VEW-5		1325		7	X	X	X	X						X	X						
	VEW-7		1400		7	X	X	X	X						X	X						

Released by (Signature):

Released by (Signature):

Released by (Signature):

Received by (Signature):

Received by (Signature):

Received by (Signature):

Date:

8/2/04

Date:

8/3/04

Date:

Time:

1451

Time:

1833

Time:

CAMS Company (714) 958-5702

WELL GAUGING DATA

Project # 040002-VH

Date 8-2-04

Client 98995749

Site 285 Hagenberger Rd., Oakland, CA

Well ID	Well Size (in.)	Sheen / Odor	Depth to Immiscible Liquid (ft.)	Thickness of Immiscible Liquid (ft.)	Volume of Immiscibles Removed (ml)	Depth to water (ft.)	Depth to well bottom (ft.)	Survey Point: TOB or TOC
MW-1	4					4.50	9.50	
MW-2	4					5.50	9.50	
MW-3	4					5.80	9.75	
MW-4	4					5.05	10.01	
MW-6	4					5.78	10.90	
MW-8	4					5.35	9.75	
MW-9	4					5.10	10.70	
MW-10	4					5.35	9.85	
MW-11	4					6.50	13.60	
MW-12	4					5.42	14.45	
MW-13	4					5.49	14.15	
VEW-5	4					3.55	9.15	
VEW-6	—					—	—	
VEW-7	4					4.45	9.65	BAKER TRUCK OVERT

SHELL WELL MONITORING DATA SHEET

BTS #: <u>040802-MTI</u>	Site: <u>93995749</u>
Sampler: <u>M. TOLL</u>	Date: <u>8/2/04</u>
Well I.D.: <u>MW-1</u>	Well Diameter: 2 3 <u>4</u> 6 8
Total Well Depth (TD): <u>9.50</u>	Depth to Water (DTW): <u>4.50</u>
Depth to Free Product:	Thickness of Free Product (feet):
Referenced to: <u>(PVC)</u> Grade	D.O. Meter (if req'd): YSI HACH
DTW with 80% Recharge [(Height of Water Column x 0.20) + DTW]: <u>5.50</u>	

Purge Method: Bailer	Waters	Sampling Method: <u>Bailer</u>
Disposable Bailer	Peristaltic	Disposable Bailer
Positive Air Displacement	Extraction Pump	Extraction Port
<u>Electric Submersible</u>	Other _____	Dedicated Tubing
		Other: _____

<u>3</u> (Gals.) X <u>3</u> = <u>9</u> Gals. 1 Case Volume Specified Volumes Calculated Volume	<table border="1" style="width: 100%; border-collapse: collapse;"> <thead> <tr> <th>Well Diameter</th> <th>Multiplier</th> <th>Well Diameter</th> <th>Multiplier</th> </tr> </thead> <tbody> <tr> <td>1"</td> <td>0.04</td> <td>4"</td> <td>0.65</td> </tr> <tr> <td>2"</td> <td>0.16</td> <td>6"</td> <td>1.47</td> </tr> <tr> <td>3"</td> <td>0.37</td> <td>Other</td> <td>radius² * 0.163</td> </tr> </tbody> </table>	Well Diameter	Multiplier	Well Diameter	Multiplier	1"	0.04	4"	0.65	2"	0.16	6"	1.47	3"	0.37	Other	radius ² * 0.163
Well Diameter	Multiplier	Well Diameter	Multiplier														
1"	0.04	4"	0.65														
2"	0.16	6"	1.47														
3"	0.37	Other	radius ² * 0.163														

Time	Temp (°F)	pH	Cond. (mS or μ S)	Turbidity (NTUs)	Gals. Removed	Observations
<u>1231</u>	<u>71.5</u>	<u>6.79</u>	<u>2022</u>	<u>100</u>	<u>3</u>	
					<u>4</u>	<u>Dewatered @</u>
<u>1335</u>	<u>70.0</u>	<u>7.03</u>	<u>1780</u>	<u>70.3</u>	<u>—</u>	

Did well dewater? Yes No Gallons actually evacuated: 4

Sampling Date: 8/2/04 Sampling Time: 1335 Depth to Water: 5.12

Sample I.D.: MW-1 Laboratory: (STL) Other _____

Analyzed for: (TPH-G) (BTEX) (MTBE) (TPH-D) Other: M. Oil

EB I.D. (if applicable): _____ @ _____ Time Duplicate I.D. (if applicable): _____

Analyzed for: TPH-G BTEX MTBE TPH-D Other: _____

D.O. (if req'd):	Pre-purge:	mg/L	Post-purge:	mg/L
O.R.P. (if req'd):	Pre-purge:	mV	Post-purge:	mV

SHELL WELL MONITORING DATA SHEET

BTS #: <u>040302-MTI</u>	Site: <u>98995749</u>
Sampler: <u>M. B. 11</u>	Date: <u>8/2/04</u>
Well I.D.: <u>MW-2</u>	Well Diameter: 2 3 4 6 8 <u> </u>
Total Well Depth (TD): <u>9.50</u>	Depth to Water (DTW): <u>5.50</u>
Depth to Free Product:	Thickness of Free Product (feet):
Referenced to: <u>PVC</u> Grade	D.O. Meter (if req'd): YSI HACH
DTW with 80% Recharge [(Height of Water Column x 0.20) + DTW]: <u>6.30</u>	

Purge Method: <u>Bailer</u> Disposable Bailer Positive Air Displacement <u>Electric Submersible</u>	Waterra Peristaltic Extraction Pump Other _____	Sampling Method: <u>Bailer</u> Disposable Bailer Extraction Port Dedicated Tubing Other: _____
--	--	--

$2.6 \text{ (Gals.)} \times 3 = 7.8 \text{ Gals.}$ I Case Volume Specified Volumes Calculated Volume	<table border="1" style="width: 100%; border-collapse: collapse;"> <tr> <th>Well Diameter</th> <th>Multiplier</th> <th>Well Diameter</th> <th>Multiplier</th> </tr> <tr> <td>1"</td> <td>0.04</td> <td>4"</td> <td>0.65</td> </tr> <tr> <td>2"</td> <td>0.16</td> <td>6"</td> <td>1.47</td> </tr> <tr> <td>3"</td> <td>0.37</td> <td>Other</td> <td>radius² * 0.163</td> </tr> </table>	Well Diameter	Multiplier	Well Diameter	Multiplier	1"	0.04	4"	0.65	2"	0.16	6"	1.47	3"	0.37	Other	radius ² * 0.163
Well Diameter	Multiplier	Well Diameter	Multiplier														
1"	0.04	4"	0.65														
2"	0.16	6"	1.47														
3"	0.37	Other	radius ² * 0.163														

Time	Temp (°F)	pH	Cond. (mS or <u>µS</u>)	Turbidity (NTUs)	Gals. Removed	Observations
						Unrecoverable due to new concrete pad.
1105	70.3	6.92	1276	101	2.6	
					3	
1245	70.0	6.86	1315	20.1	—	

Did well dewater? <u>Yes</u> No	Gallons actually evacuated: <u>3</u>	
Sampling Date: <u>8/2/04</u>	Sampling Time: <u>1245</u>	Depth to Water: <u>6.00</u>
Sample I.D.: <u>MW-2</u>	Laboratory: <u>STP</u> Other _____	
Analyzed for: <u>TPH-G</u> <u>BTEX</u> <u>MTBE</u> <u>TPH-D</u> Other: <u>MDI</u>		
EB I.D. (if applicable): @ _____	Duplicate I.D. (if applicable):	
Analyzed for: TPH-G BTEX MTBE TPH-D Other:		
D.O. (if req'd): Pre-purge: _____ mg/L	Post-purge: _____ mg/L	
O.R.P. (if req'd): Pre-purge: _____ mV	Post-purge: _____ mV	

SHELL WELL MONITORING DATA SHEET

BTS #: <u>040902-141</u>	Site: <u>98995749</u>
Sampler: <u>M.TD/1</u>	Date: <u>8/2/24</u>
Well I.D.: <u>1.5</u>	Well Diameter: 2 3 <u>4</u> 6 8
Total Well Depth (TD): <u>9.75</u>	Depth to Water (DTW): <u>5.20</u>
Depth to Free Product:	Thickness of Free Product (feet):
Referenced to: <u>PVC</u> Grade	D.O. Meter (if req'd): YSI HACH
DTW with 80% Recharge [(Height of Water Column x 0.20) + DTW]: <u>6.59</u>	

Purge Method: Bailer Watera Sampling Method: Bailer
 Disposable Bailer Peristaltic Disposable Bailer
 Positive Air Displacement Extraction Pump Extraction Port
Electric Submersible Other _____ Dedicated Tubing

Other: _____

2.6 (Gals.) X 3 = 7.8 Gals. 1 Case Volume Specified Volumes Calculated Volume	<table border="1" style="width: 100%; border-collapse: collapse;"> <thead> <tr> <th>Well Diameter</th> <th>Multiplier</th> <th>Well Diameter</th> <th>Multiplier</th> </tr> </thead> <tbody> <tr> <td>1"</td> <td>0.04</td> <td>4"</td> <td>0.65</td> </tr> <tr> <td>2"</td> <td>0.16</td> <td>6"</td> <td>1.47</td> </tr> <tr> <td>3"</td> <td>0.37</td> <td>Other</td> <td>radius² * 0.163</td> </tr> </tbody> </table>	Well Diameter	Multiplier	Well Diameter	Multiplier	1"	0.04	4"	0.65	2"	0.16	6"	1.47	3"	0.37	Other	radius ² * 0.163
Well Diameter	Multiplier	Well Diameter	Multiplier														
1"	0.04	4"	0.65														
2"	0.16	6"	1.47														
3"	0.37	Other	radius ² * 0.163														

Time	Temp (°F)	pH	Cond. (mS or μ S)	Turbidity (NTUs)	Gals. Removed	Observations
<u>1050</u>	<u>71.0</u>	<u>6.63</u>	<u>1583</u>	<u>30.3</u>	<u>2.6</u>	
		<u>Dewatered @</u>			<u>3</u>	
<u>1350</u>	<u>69.8</u>	<u>7.00</u>	<u>1270</u>	<u>10.7</u>	<u>-</u>	

Did well dewater? Yes No Gallons actually evacuated: 3

Sampling Date: 8/2/24 Sampling Time: 1350 Depth to Water: ~~6.50~~ 5.60

Sample I.D.: 1.5 Laboratory: STL Other _____

Analyzed for: TPH-G BTEX MTBE TPH-D Other: MOil

EB I.D. (if applicable): @ _____ Duplicate I.D. (if applicable): _____

Analyzed for: TPH-G BTEX MTBE TPH-D Other: _____

D.O. (if req'd):	Pre-purge:	mg/L	Post-purge:	mg/L
O.R.P. (if req'd):	Pre-purge:	mV	Post-purge:	mV

SHELL WELL MONITORING DATA SHEET

BTS #: <u>049902-MTJ</u>	Site: <u>99995749</u>
Sampler: <u>MTJ</u>	Date: <u>8/2/04</u>
Well I.D.: <u>MW-6</u>	Well Diameter: 2 3 <u>4</u> 6 8
Total Well Depth (TD): <u>10.90</u>	Depth to Water (DTW): <u>5.78</u>
Depth to Free Product:	Thickness of Free Product (feet):
Referenced to: <u>PVC</u> Grade	D.O. Meter (if req'd): YSI HACH
DTW with 80% Recharge [(Height of Water Column x 0.20) + DTW]: <u>6.80</u>	

Purge Method: Bailer Watera Sampling Method: Bailer
 Disposable Bailer Peristaltic Disposable Bailer
 Positive Air Displacement Extraction Pump Extraction Port
Electric Submersible Other _____ Dedicated Tubing

<u>3.3</u> (Gals.) X	<u>3</u>	= <u>9.9</u> Gals.
1 Case Volume	Specified Volumes	Calculated Volume

Well Diameter	Multiplier	Well Diameter	Multiplier
1"	0.04	4"	0.65
2"	0.16	6"	1.47
3"	0.37	Other	radius ² * 0.163

Time	Temp (°F)	pH	Cond (mS or μ S)	Turbidity (NTUs)	Gals. Removed	Observations
<u>1116</u>	<u>66.7</u>	<u>6.93</u>	<u>115</u>	<u>21.3</u>	<u>3.3</u>	
<u>1117</u>	<u>66.8</u>	<u>6.78</u>	<u>114</u>	<u>15.2</u>	<u>6.6</u>	
<u>1119</u>	<u>66.8</u>	<u>6.76</u>	<u>1170</u>	<u>12.7</u>	<u>9.9</u>	

Did well dewater? Yes No Gallons actually evacuated: 9.9

Sampling Date: 8/2/04 Sampling Time: 1125 Depth to Water: 6.79

Sample I.D.: MW-6 Laboratory: STL Other _____

Analyzed for: TPH-G BTEX MTBE TPH-D Other: MD

EB I.D. (if applicable): _____ @ _____ Time Duplicate I.D. (if applicable): _____

Analyzed for: TPH-G BTEX MTBE TPH-D Other: _____

D.O. (if req'd):	Pre-purge:	mg/L	Post-purge:	mg/L
O.R.P. (if req'd):	Pre-purge:	mV	Post-purge:	mV

SHELL WELL MONITORING DATA SHEET

BTS #: <u>040802-MT1</u>	Site: <u>98995749</u>
Sampler: <u>M.TD11</u>	Date: <u>8/2/04</u>
Well I.D.: <u>MW-9</u>	Well Diameter: 2 3 <u>4</u> 6 8
Total Well Depth (TD): <u>10.70</u>	Depth to Water (DTW): <u>5.10</u>
Depth to Free Product:	Thickness of Free Product (feet):
Referenced to: <u>PVC</u> Grade	D.O. Meter (if req'd): YSI HACH
DTW with 80% Recharge [(Height of Water Column x 0.20) + DTW]: <u>6.22</u>	

Purge Method: Bailer Water Sampling Method: Bailer
 Disposable Bailer Peristaltic Disposable Bailer
 Positive Air Displacement Extraction Pump Extraction Port
Electric Submersible Other _____ Dedicated Tubing

<u>3.6</u> (Gals.) X	<u>3</u> =	<u>10.8</u> Gals.
1 Case Volume	Specified Volumes	Calculated Volume

Well Diameter	Multiplier	Well Diameter	Multiplier
1"	0.04	4"	0.65
2"	0.16	6"	1.47
3"	0.37	Other	radius ² * 0.163

Time	Temp (°F)	pH	Cond. (mS or <u>µS</u>)	Turbidity (NTUs)	Gals. Removed	Observations
<u>1142</u>	<u>66.4</u>	<u>6.96</u>	<u>3113</u>	<u>576</u>	<u>3.6</u>	<u>Sulphur odor</u>
<u>1143</u>	<u>Dewatered</u>				<u>7.24</u>	
<u>H</u>					<u>—</u>	
<u>1310</u>	<u>66.8</u>	<u>7.01</u>	<u>3983</u>	<u>720</u>	<u>—</u>	

Did well dewater? Yes No Gallons actually evacuated: 4

Sampling Date: 8/2/04 Sampling Time: 1310 Depth to Water: 5.20

Sample I.D.: MW-9 Laboratory: STI Other _____

Analyzed for: TPH-G BTEX MTBE TPH-D Other: U.D.I.

EB I.D. (if applicable): _____ @ _____ Time Duplicate I.D. (if applicable): _____

Analyzed for: TPH-G BTEX MTBE TPH-D Other: _____

D.O. (if req'd):	Pre-purge:	mg/L	Post-purge:	mg/L
O.R.P. (if req'd):	Pre-purge:	mV	Post-purge:	mV

SHELL WELL MONITORING DATA SHEET

BTS #: <u>DAD802-MT1</u>	Site: <u>98995749</u>
Sampler: <u>M. Toll</u>	Date: <u>8/2/04</u>
Well I.D.: <u>MW-10</u>	Well Diameter: 2 3 <u>4</u> 6 8
Total Well Depth (TD): <u>9.85</u>	Depth to Water (DTW): <u>5.35</u>
Depth to Free Product:	Thickness of Free Product (feet):
Referenced to: <u>PVC</u> Grade	D.O. Meter (if req'd): YSI HACH
DTW with 80% Recharge [(Height of Water Column x 0.20) + DTW]: <u>10.25</u>	

Purge Method: Bailer Water Sampling Method: Bailer
 Disposable Bailer Peristaltic Disposable Bailer
 Positive Air Displacement Extraction Pump Extraction Port
Electric Submersible Other _____ Dedicated Tubing

<u>3</u> (Gals.) X <u>3</u> = <u>9</u> Gals. 1 Case Volume Specified Volumes Calculated Volume	<table border="1" style="width: 100%; border-collapse: collapse; font-size: small;"> <thead> <tr> <th>Well Diameter</th> <th>Multiplier</th> <th>Well Diameter</th> <th>Multiplier</th> </tr> </thead> <tbody> <tr> <td>1"</td> <td>0.04</td> <td>4"</td> <td>0.65</td> </tr> <tr> <td>2"</td> <td>0.16</td> <td>6"</td> <td>1.47</td> </tr> <tr> <td>3"</td> <td>0.37</td> <td>Other</td> <td>radius² * 0.163</td> </tr> </tbody> </table>	Well Diameter	Multiplier	Well Diameter	Multiplier	1"	0.04	4"	0.65	2"	0.16	6"	1.47	3"	0.37	Other	radius ² * 0.163
Well Diameter	Multiplier	Well Diameter	Multiplier														
1"	0.04	4"	0.65														
2"	0.16	6"	1.47														
3"	0.37	Other	radius ² * 0.163														

Time	Temp (°F)	pH	Cond. (mS or μ S)	Turbidity (NTUs)	Gals. Removed	Observations
<u>1224</u>	<u>71.9</u>	<u>6.96</u>	<u>2967</u>	<u>110</u>	<u>3</u>	
	<u>Dewatered</u>	<u>@</u>			<u>5</u>	
<u>1415</u>	<u>70.1</u>	<u>7.04</u>	<u>1970</u>	<u>70.3</u>	<u>—</u>	

Did well dewater? Yes No Gallons actually evacuated: 5

Sampling Date: 8/2/04 Sampling Time: 1415 Depth to Water: 5.99

Sample I.D.: MW-10 Laboratory: STL Other _____

Analyzed for: TPH-G BTEX MTBE TPH-D Other: M. Oil

EB I.D. (if applicable): _____ @ _____ Duplicate I.D. (if applicable): _____

Analyzed for: TPH-G BTEX MTBE TPH-D Other: _____

D.O. (if req'd):	Pre-purge:	mg/L	Post-purge:	mg/L
O.R.P. (if req'd):	Pre-purge:	mV	Post-purge:	mV

SHELL WELL MONITORING DATA SHEET

BTS #: <u>DA0002-MTI</u>	Site: <u>93995749</u>
Sampler: <u>MTI</u>	Date: <u>8/2/04</u>
Well I.D.: <u>VEW-6</u>	Well Diameter: 2 3 4 6 8 <u> </u>
Total Well Depth (TD): <u> </u>	Depth to Water (DTW): <u> </u>
Depth to Free Product:	Thickness of Free Product (feet):
Referenced to: PVC Grade	D.O. Meter (if req'd): YSI HACH
DTW with 80% Recharge [(Height of Water Column x 0.20) + DTW]:	

Purge Method: Bailer Disposable Bailer Positive Air Displacement Electric Submersible	Waterra Peristaltic Extraction Pump Other: <u> </u>	Sampling Method: Bailer Disposable Bailer Extraction Port Dedicated Tubing Other: <u> </u>
--	---	---

_____ (Gals.) X _____ = _____ Gals. 1 Case Volume Specified Volumes Calculated Volume	<table border="1" style="width: 100%; border-collapse: collapse;"> <thead> <tr> <th>Well Diameter</th> <th>Multiplier</th> <th>Well Diameter</th> <th>Multiplier</th> </tr> </thead> <tbody> <tr> <td>1"</td> <td>0.04</td> <td>4"</td> <td>0.65</td> </tr> <tr> <td>2"</td> <td>0.16</td> <td>6"</td> <td>1.47</td> </tr> <tr> <td>3"</td> <td>0.37</td> <td>Other</td> <td>radius² + 0.163</td> </tr> </tbody> </table>	Well Diameter	Multiplier	Well Diameter	Multiplier	1"	0.04	4"	0.65	2"	0.16	6"	1.47	3"	0.37	Other	radius ² + 0.163
Well Diameter	Multiplier	Well Diameter	Multiplier														
1"	0.04	4"	0.65														
2"	0.16	6"	1.47														
3"	0.37	Other	radius ² + 0.163														

Time	Temp (°F)	pH	Cond. (mS or µS)	Turbidity (NTUs)	Gals. Removed	Observations
						<u>Bailer Tank from construction is parked over well. Inaccessible</u>

Did well dewater? Yes No	Gallons actually evacuated: _____
Sampling Date: _____	Sampling Time: _____
Sample I.D.: <u>VEW-6</u>	Laboratory: STL Other: _____
Analyzed for: TPH-G BTEX MTBE TPH-D Other: _____	
EB I.D. (if applicable): _____ @ _____ Time	Duplicate I.D. (if applicable): _____
Analyzed for: TPH-G BTEX MTBE TPH-D Other: _____	
D.O. (if req'd): Pre-purge: _____ mg/L	Post-purge: _____ mg/L
O.R.P. (if req'd): Pre-purge: _____ mV	Post-purge: _____ mV

Blaine Tech Services, Inc. 1680 Rogers Ave., San Jose, CA 95112 (800) 545-7558

