



GETTLER-RYAN INC.

TRANSMITTAL

February 7, 2003

G-R #180065

Alameda County

FEB 28 2003

TO: Mr. David B. De Witt
ConocoPhillips
2000 Crow Canyon Place, Suite 400
San Ramon, California

Environmental Health

CC: Mr. David Vossler
Gettler-Ryan Inc.
Petaluma, California

FROM: Deanna L. Harding
Project Coordinator
Gettler-Ryan Inc.
6747 Sierra Court, Suite J
Dublin, California 94568

RE: **Tosco (Unocal) Service Station
#5043
449 Hegenberger Road
Oakland, California**

✓ R0219

WE HAVE ENCLOSED THE FOLLOWING:

COPIES	DATED	DESCRIPTION
1	February 6, 2003	Groundwater Monitoring and Sampling Report First Quarter - Event of January 2, 2003

COMMENTS:

This report is being sent to you for your review/comment, prior to being distributed on your behalf. If no comments are received by **February 24, 2003**, this report will be distributed to the following:

cc: Mr. Barney M. Chan, Alameda County Health Care Services, 1131 Harbor Bay Parkway, Suite 250, Alameda, California 94502
Beretta Investment Group, 39560 Stevenson Place, Suite 118, Fremont, CA 94539

Enclosure

trans/5043.dbd



GETTLER-RYAN INC.

February 6, 2003
G-R Job #180065

Mr. David B. De Witt
ConocoPhillips
2000 Crow Canyon Place, Suite 400
San Ramon, California 94583

RE: First Quarter Event of January 2, 2003
Groundwater Monitoring & Sampling Report
Tosco (Unocal) Service Station #5043
449 Hegenberger Road
Oakland, California

Dear Mr. De Witt:

This report documents the most recent groundwater monitoring and sampling event performed by Gettler-Ryan Inc. (G-R) at the referenced site. All field work was conducted in accordance with G-R Standard Operating Procedure - Groundwater Sampling (attached).

Static groundwater levels were measured and all wells were checked for the presence of separate-phase hydrocarbons. Static water level data and groundwater elevations are summarized in Table 1. Product Thickness/Removal Data is summarized in Table 3. A Potentiometric Map is included as Figure 1.

Groundwater samples were collected from the monitoring wells as specified by G-R Standard Operating Procedure - Groundwater Sampling (attached). The field data sheets are also attached. The samples were analyzed by Sequoia Analytical. Analytical results are summarized in Tables 1 and 2. A Concentration Map is included as Figure 2. The chain of custody document and laboratory analytical reports are also attached.

Sincerely,

- FOR -

Deanna L. Harding
Project Coordinator

Douglas J. Lee
Senior Geologist, R.G. No. 6882


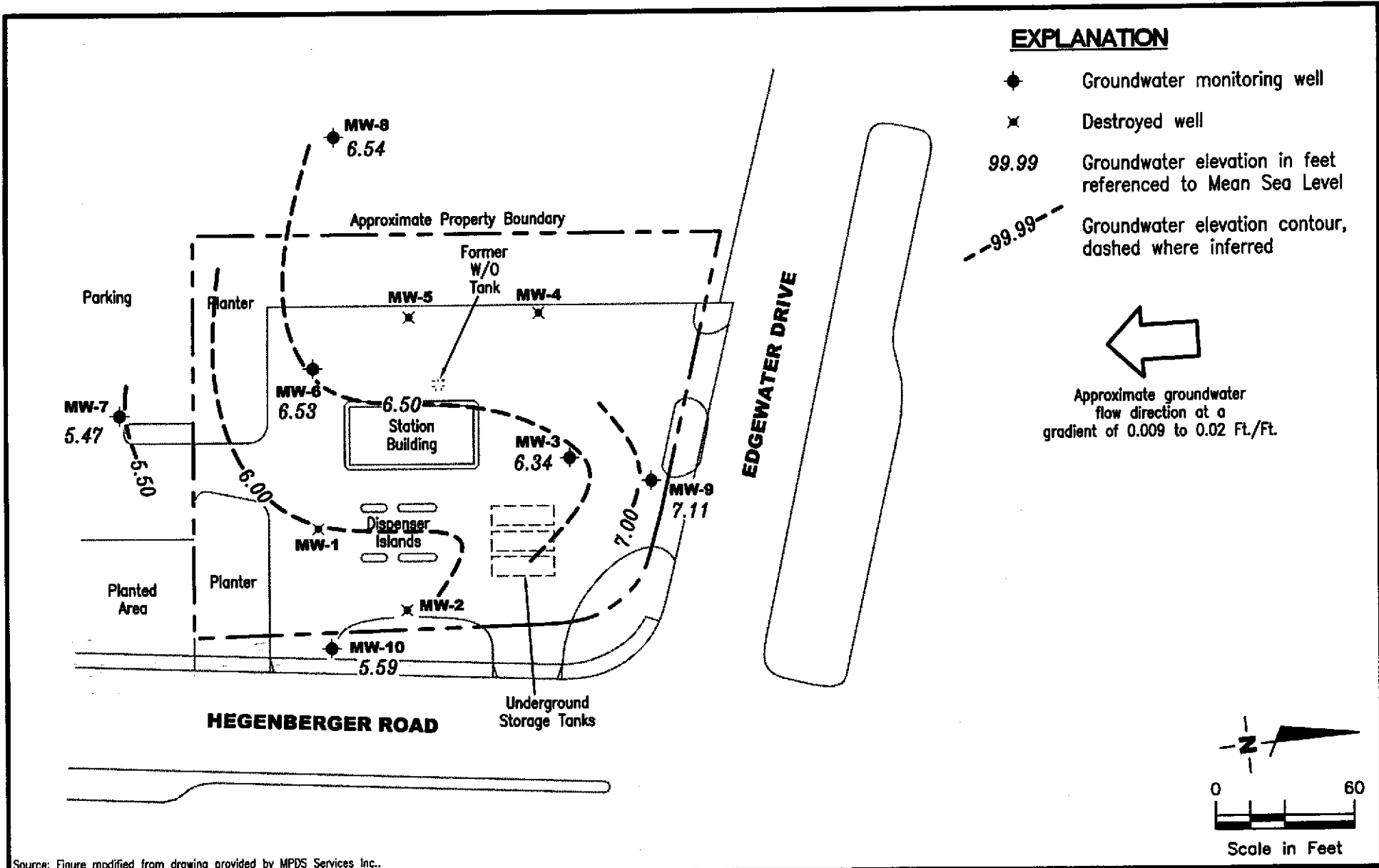


Figure 1: Potentiometric Map
Figure 2: Concentration Map
Table 1: Groundwater Monitoring Data and Analytical Results
Table 2: Groundwater Analytical Results - Oxygenate Compounds
Table 3: Product Thickness/Removal Data
Attachments: Standard Operating Procedure - Groundwater Sampling
Field Data Sheets
Chain of Custody Document and Laboratory Analytical Reports

5043.qml



Source: Figure modified from drawing provided by MPDS Services Inc..

GETTLER - RYAN INC.
 6747 Sierra Ct., Suite J
 Dublin, CA 94568 (925) 551-7555

POTENTIOMETRIC MAP
 Tosco (Unocal) Service Station #5043
 449 Hegenberger Road
 Oakland, California

FIGURE
1

PROJECT NUMBER
 180065

REVIEWED BY

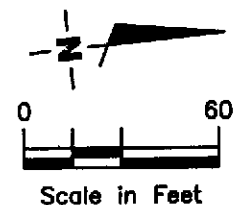
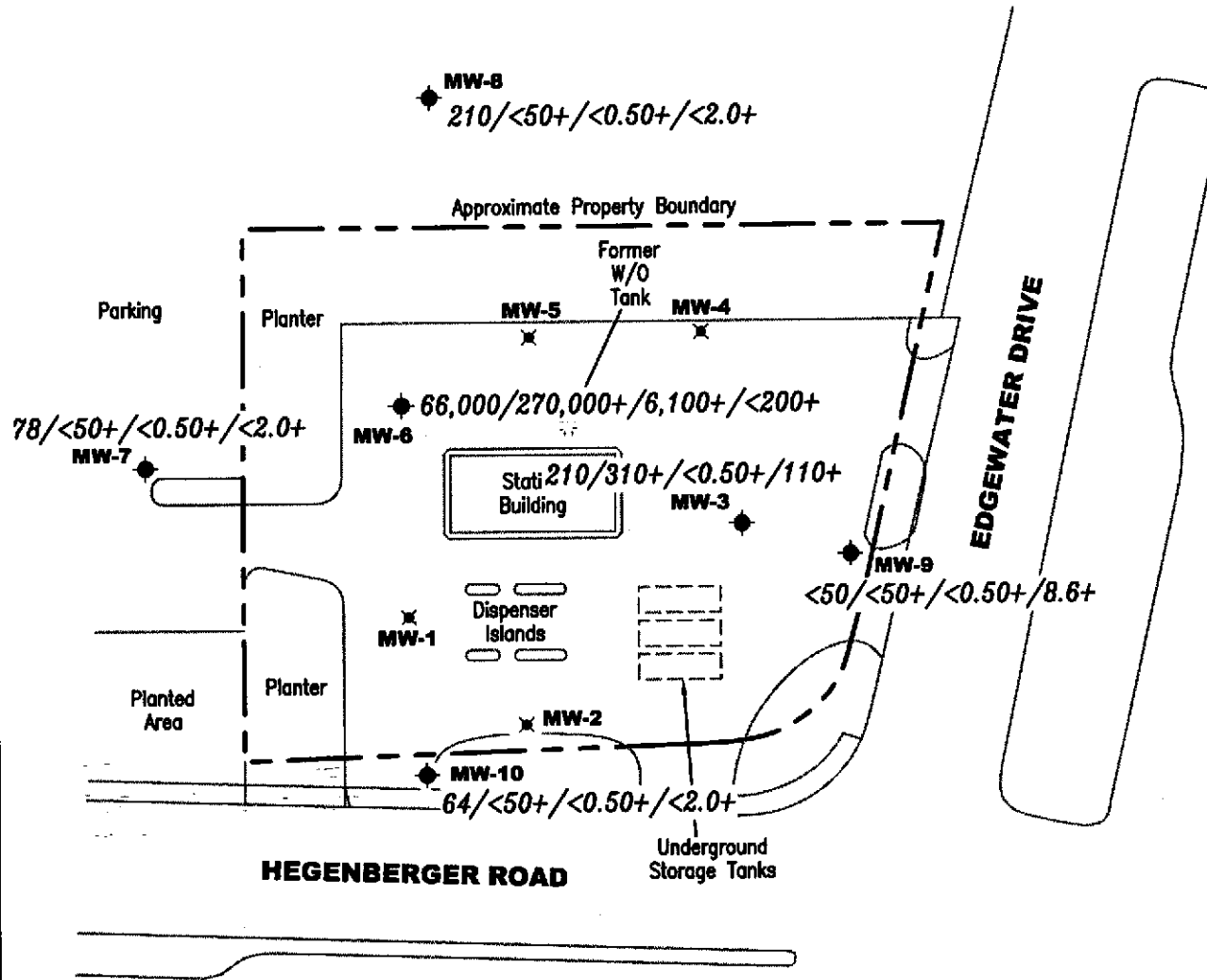
DATE
 January 02, 2002

REVISED DATE

EXPLANATION

- ◆ Groundwater monitoring well
- ✕ Destroyed well
- A/B/C/D Total Petroleum Hydrocarbons (TPH) as Diesel/TPH as Gasoline/Benzene/MTBE concentrations in ppb

NOTE: Analyses by EPA Method 8260



Source: Figure modified from drawing provided by MPDS Services Inc..

GETTLER - RYAN INC.
 6747 Sierra Ct., Suite J
 Dublin, CA 94568 (925) 551-7555

CONCENTRATION MAP
 Tosco (Unocal) Service Station #5043
 449 Hegenberger Road
 Oakland, California

FIGURE
2

PROJECT NUMBER
 180065

REVIEWED BY

DATE
 January 02, 2002

REVISED DATE

Table 1
Groundwater Monitoring Data and Analytical Results
 Tosco (Unocal) Service Station #5043
 449 Hegenberger Road
 Oakland, California

WELL ID/ TOC* (ft)	DATE	DTW (ft.)	S.L. (ft.bgs)	GWE (msl)	Product Thickness (ft.)	TPH-D (ppb)	TPH-G (ppb)	B (ppb)	T (ppb)	E (ppb)	X (ppb)	MTBE (ppb)
MW-1	02/18/92	--	--	--	--	13,000	150,000	17,000	26,000	5,200	26,000	--
	05/20/92	--	--	--	--	--	--	--	--	--	--	--
	08/31/92	--	--	--	--	8,900 ¹	64,000	13,000	12,000	2,500	22,000	--
	11/30/92	--	--	--	--	--	--	--	--	--	--	--
	02/04/93	--	--	--	--	--	--	--	--	--	--	--
8.96*	05/04/93	2.13		5.73**	0.10	NOT SAMPLED DUE TO THE PRESENCE OF FREE PRODUCT						--
	08/04/93	2.92		4.88**	0.03	NOT SAMPLED DUE TO THE PRESENCE OF FREE PRODUCT						--
7.38	11/03/93	3.04		4.74	<0.01	NOT SAMPLED DUE TO THE PRESENCE OF FREE PRODUCT						--
	02/07/94	2.55		4.85**	0.03	NOT SAMPLED DUE TO THE PRESENCE OF FREE PRODUCT						--
	05/19/94	2.23		5.16**	0.01	NOT SAMPLED DUE TO THE PRESENCE OF FREE PRODUCT						--
	06/25/94	2.49		4.90**	0.01	NOT SAMPLED DUE TO THE PRESENCE OF FREE PRODUCT						--
	07/27/94	3.10		4.28	0.00	--	--	--	--	--	--	--
	08/15/94	2.85		4.61**	0.11	NOT SAMPLED DUE TO THE PRESENCE OF FREE PRODUCT						--
	11/14/94	2.97		4.50**	0.12	NOT SAMPLED DUE TO THE PRESENCE OF FREE PRODUCT						--
	02/21/95	1.53		5.87**	0.02	NOT SAMPLED DUE TO THE PRESENCE OF FREE PRODUCT						--
	DESTROYED											
MW-2	02/18/92	--	--	--	--	4,300	29,000	1,000	5,300	260	7,900	--
	05/20/92	--	--	--	--	4,300 ¹	24,000	2,200	7,600	630	11,000	--
	08/31/92	--	--	--	--	1,600 ¹	9,000	1,800	640	140	2,000	--
	11/30/92	--	--	--	--	5,700 ¹	29,000	2,000	3,400	1,200	6,900	--
	02/04/93	--	--	--	--	6,100 ¹	18,000	1,600	3,000	ND	6,900	--
8.96*	05/04/93	2.48		6.48	0.00	7,100 ¹	63,000	3,200	17,000	470	17,000	--
	08/04/93	3.20		5.76	0.00	1,800 ²	45,000	2,100	6,600	1,400	12,000	--
8.58	11/03/93	3.37		5.21	0.00	2,600 ²	72,000	3,700	16,000	3,700	20,000	--
	02/07/94	2.40		6.18	<0.01	NOT SAMPLED DUE TO THE PRESENCE OF FREE PRODUCT						--
	05/19/94	2.13		6.45	0.00	3,000 ²	42,000	2,500	1,300	2,300	13,000	--
	06/25/94	2.65		5.93	0.00	--	--	--	--	--	--	--
	07/27/94	3.44		5.14	0.00	--	--	--	--	--	--	--
	08/15/94	3.25		5.33	0.00	2,800 ²	35,000	2,400	850	1,700	15,000	--

Table 1
Groundwater Monitoring Data and Analytical Results
 Tosco (Unocal) Service Station #5043
 449 Hegenberger Road
 Oakland, California

WELL ID/ TOC*(ft.)	DATE	DTW (ft.)	S.I. (ft. bgs)	GWE (msl)	Product Thickness (ft.)	TPH-D (ppb)	TPH-G (ppb)	B (ppb)	T (ppb)	E (ppb)	X (ppb)	MTBE (ppb)
MW-2	11/14/94	2.13	--	6.45	0.00	10,000 ¹	43,000	2,200	6,500	1,800	14,000	--
(cont)	02/21/95	1.65		6.93	0.00	2,000 ²	44,000	2,200	3,200	1,300	1,500	--
	DESTROYED											
MW-3	02/18/92	--	2.5-14.0	--	--	ND	230	4.8	22	1.8	33	--
	05/20/92	INACCESSIBLE		--	--	--	--	--	--	--	--	--
	08/31/92	--		--	--	92 ²	210 ⁴	1	ND	ND	ND	--
	11/30/92	--		--	--	94	790 ⁴	ND	ND	ND	ND	--
	02/04/93	--		--	--	550 ²	3,300	320	ND	96	6.1	--
7.84*	05/04/93	4.32		3.52	0.00	250 ²	1,800 ³	95	ND	ND	ND	--
	08/04/93	4.94		2.90	0.00	100	210 ⁴	ND	ND	ND	ND	--
7.42	11/03/93	4.53		2.89	0.00	160	640 ⁴	ND	ND	ND	ND	--
	02/07/94	2.40		5.02	0.00	620 ²	2,700	110	ND	17	ND	--
	05/19/94	3.60		3.82	0.00	480 ²	1,800	83	ND	6.2	9.1	--
	06/25/94	4.58		2.84	0.00	--	--	--	--	--	--	--
	07/27/94	4.58		2.84	0.00	--	--	--	--	--	--	--
	08/15/94	4.65		2.77	0.00	110 ²	130	1.1	0.54	ND	0.97	--
	11/14/94	3.18		4.24	0.00	150 ²	1,600 ⁴	ND	ND	ND	ND	--
	02/21/95	1.81		5.61	0.00	850 ²	3,800	350	ND	130	22	--
	05/18/95	4.56		2.86	0.00	150 ¹	1,300 ³	42	ND	ND	ND	--
	08/17/95	INACCESSIBLE		--	--	--	--	--	--	--	--	--
	07/26/96	INACCESSIBLE		--	--	--	--	--	--	--	--	--
	10/28/96 ⁶	INACCESSIBLE		--	--	--	--	--	--	--	--	--
	01/29/97	INACCESSIBLE		--	--	--	--	--	--	--	--	--
	04/15/97	INACCESSIBLE		--	--	--	--	--	--	--	--	--
	05/27/97	3.45		4.59	0.00	--	670	6.5	ND	ND	ND	250
	06/01/97	3.50		4.54	0.00	610 ²	--	--	--	--	--	--
8.04	07/15/97	3.71		4.33	0.00	240 ²	240	ND	ND	ND	ND	490
	10/09/97	3.70		4.34	0.00	500 ²	270	1.1	ND	2.4	1.4	910
	01/14/98	2.16		5.88	0.00	340 ⁷	310	ND	ND	0.62	0.65	140

Table 1
Groundwater Monitoring Data and Analytical Results
 Tosco (Unocal) Service Station #5043
 449 Hegenberger Road
 Oakland, California

WELL ID/ TOC*(ft.)	DATE	DTW (ft.)	S.I. (ft.bgs)	GWE (msl)	Product Thickness (ft.)	TPH-D (ppb)	TPH-G (ppb)	B (ppb)	T (ppb)	E (ppb)	X (ppb)	MTBE (ppb)
MW-3 (cont)	04/01/98	2.20	2.5-14.0	5.84	0.00	320 ⁷	370	5.7	ND ⁹	ND ⁹	ND ⁹	93
	07/15/98	3.38		4.66	0.00	510 ¹⁰	460 ¹¹	ND ⁹	ND ⁹	ND ⁹	ND ⁹	230
	10/16/98	2.30		5.74	0.00	67 ¹³	330 ¹⁴	4.7	ND ⁹	ND ⁹	ND ⁹	60
	01/25/99	2.42		5.62	0.00	120 ⁷	420 ¹⁴	1.5	ND ⁹	ND ⁹	ND ⁹	180
	04/15/99	2.16		5.88	0.00	170 ¹⁷	290	0.54	ND	ND	ND	160
	07/14/99	2.35		5.69	0.00	420 ¹⁹	290	3.2	ND	ND	ND	160
	10/21/99	2.49		5.55	0.00	350 ⁷	360 ²³	0.77	ND	ND	ND	82
	01/20/00	2.38		5.66	0.00	2,060 ¹	ND	0.81	ND	ND	ND	54
	04/13/00	2.76		5.28	0.00	200 ²¹	250 ²³	0.69	ND	ND	ND	91/150 ²⁶
	07/14/00	3.26		4.78	0.00	423 ⁷	345 ²⁷	ND	ND	ND	ND	94.7
	10/26/00	3.12		4.92	0.00	330 ²⁹	480 ²³	6.0	ND ⁹	ND ⁹	ND ⁹	120
	01/03/01	3.65		4.39	0.00	287 ⁷	364 ²⁷	1.59	ND	ND	ND	118
	04/04/01	3.98		4.06	0.00	360 ⁷	417 ²⁷	1.24	ND	ND	0.802	237
	07/17/01	3.12		4.92	0.00	270 ²⁸	480 ²⁷	ND	ND	ND	ND	150
	10/01/01	3.25		4.79	0.00	270 ⁷	310 ²⁷	1.0	<0.50	<0.50	<0.50	53
	01/31/02	2.27		5.77	0.00	250 ³⁴	250 ³²	3.5	<1.0	<1.0	<1.0	110
	04/18/02	3.55		4.49	0.00	320 ³⁵	300	<2.0	<2.0	<2.0	<2.0	59
	07/28/02 ³⁶	2.55		5.49	0.00	310 ³⁵	500	<0.50	<0.50	<0.50	<1.0	130
	10/09/02 ³⁶	2.47		5.57	0.00	700 ³⁵	690 ³⁵	<5.0	<5.0	<5.0	<10	120
01/02/03 ³⁶	1.70		6.34	0.00	210 ³⁵	310	<0.50	<0.50	<0.50	<1.0	110	
MW-4	08/31/92	--	--	--	--	90 ²	240 ⁴	ND	ND	ND	0.54	--
	11/30/92	--	--	--	--	61	420 ⁴	ND	ND	ND	ND	--
	02/04/93	--	--	--	--	ND	ND	ND	ND	ND	ND	--
9.00*	05/04/93	4.09		4.91	0.00	ND	110 ³	0.95	ND	ND	ND	--
	08/04/93	5.01		3.99	0.00	81	250 ⁴	ND	3.5	ND	4.1	--
8.41	11/03/93	4.23		4.18	0.00	68	130 ⁴	ND	ND	ND	ND	--
	02/07/94	3.35		5.06	0.00	ND	56 ⁴	ND	ND	ND	ND	--
	05/19/94	3.92		4.49	0.00	90 ²	140 ⁴	ND	ND	ND	ND	--
	06/25/94	4.35		4.06	0.00	--	--	--	--	--	--	--
	07/27/94	4.28		4.13	0.00	--	--	--	--	--	--	--

Table 1
Groundwater Monitoring Data and Analytical Results
 Tosco (Unocal) Service Station #5043
 449 Hegenberger Road
 Oakland, California

WELL ID/ TOC* (ft.)	DATE	DTW (ft.)	S.I. (ft.bgs)	GWE (msl)	Product Thickness (ft.)	TPH-D (ppb)	TPH-G (ppb)	B (ppb)	T (ppb)	E (ppb)	X (ppb)	MTBE (ppb)
MW-4	08/15/94	4.27	--	4.14	0.00	72 ²	59 ⁴	ND	0.6	ND	ND	--
(cont)	11/14/94	4.05		4.36	0.00	ND	130 ⁴	ND	ND	ND	ND	--
	DESTROYED											
MW-5	08/31/92	--	--	--	--	690 ¹	78	0.89	ND	ND	13	--
	11/30/92 ⁵	--		--	--	470 ²	930	70	290	0.79	14	--
	02/04/93 ⁵	--		--	--	5,500 ²	5,700	38	ND	620	170	--
	05/04/93 ⁵	4.37		4.90	0.00	4,600 ¹	7,400	41	ND	1,000	35	--
	08/04/93 ⁵	5.81		3.46	0.00	970 ²	1,500	130	1	460	11	--
8.95	11/03/93	5.68		3.27	0.00	2,100 ²	13,000	350	ND	3,500	530	--
	02/07/94	5.11		3.84	0.00	830 ²	2,000	87	ND	370	110	--
	05/19/94	5.09		3.86	0.00	600 ²	260	44	ND	32	4.1	--
	06/25/94	4.55		4.40	0.00	--	--	--	--	--	--	--
	07/27/94	5.72		3.23	0.00	--	--	--	--	--	--	--
	08/15/94	5.68		3.27	0.00	860 ²	1,600	110	ND	340	72	--
	11/14/94	5.63		3.32	0.00	290 ¹	250	40	ND	ND	5	--
	DESTROYED											
MW-6	08/31/92	--	2.5-13.5	--	--	750 ²	ND	ND	ND	ND	ND	--
	11/30/92	--		--	--	1,400 ¹	9,200	550	ND	740	1,600	--
	02/04/93	--		--	--	890 ²	3,600	340	ND	290	550	--
9.12*	05/04/93	3.72		5.40	0.00	1,800 ¹	4,900	360	18	450	430	--
	08/04/93	5.15		3.97	0.00	1,100 ²	3,400	390	ND	440	190	--
8.87	11/03/93	5.25		3.62	0.00	390 ²	1,400	320	ND	200	7.7	--
	02/07/94	4.55		4.32	0.00	970 ²	4,900	650	ND	250	35	--
	05/19/94	4.62		4.25	0.00	1,400 ²	3,600	300	1.7	210	41	--
	08/15/94	5.08		3.79	0.00	790 ²	1,300	130	6.7	54	57	--
	11/14/94	5.30		3.57	0.00	800 ²	730	50	ND	ND	39	--
	02/21/95	5.37		3.50	0.00	730 ²	2,000	250	4.6	25	30	--

Table 1
Groundwater Monitoring Data and Analytical Results
 Tosco (Unocal) Service Station #5043
 449 Hegenberger Road
 Oakland, California

WELL ID/ TOC* (fl.)	DATE	DTW (ft.)	S.L. (ft.bgs)	GWE (msl)	Product	TPH-D (ppb)	TPH-G (ppb)	B (ppb)	T (ppb)	E (ppb)	X (ppb)	MTBE (ppb)
					Thickness (ft.)							
MW-6	05/18/95	--	2.5-13.5	INACCESSIBLE		--	--	--	--	--	--	--
(cont)	08/17/95	--		INACCESSIBLE		--	--	--	--	--	--	--
	07/26/96	6.40		5.03**	3.33	NOT SAMPLED DUE TO THE PRESENCE OF FREE PRODUCT						--
	10/28/96	4.10		4.93**	0.21	NOT SAMPLED DUE TO THE PRESENCE OF FREE PRODUCT						--
	11/13/96	4.02		5.04**	0.25	--	--	--	--	--	--	--
	11/25/96	4.01		5.44**	0.75	--	--	--	--	--	--	--
	12/04/96	3.65		5.61**	0.50	--	--	--	--	--	--	--
	12/19/96	4.80		5.76**	2.20	--	--	--	--	--	--	--
	01/08/97	4.84		5.38**	1.75	--	--	--	--	--	--	--
	01/14/97	4.51		5.25**	1.15	--	--	--	--	--	--	--
	01/27/97	4.00		6.22**	1.75	--	--	--	--	--	--	--
	01/29/97	3.24		5.87**	0.31	NOT SAMPLED DUE TO THE PRESENCE OF FREE PRODUCT						--
	02/11/97	4.65		5.14**	1.20	--	--	--	--	--	--	--
	02/24/97	4.81		4.91**	1.10	--	--	--	--	--	--	--
	03/10/97	4.60		5.00**	0.95	--	--	--	--	--	--	--
	03/17/97	4.50		5.06**	0.89	--	--	--	--	--	--	--
	03/31/97	4.65		4.99**	1.00	--	--	--	--	--	--	--
	04/15/97	4.90		4.76**	1.03	NOT SAMPLED DUE TO THE PRESENCE OF FREE PRODUCT						--
	04/28/97	4.78		4.11**	0.03	--	--	--	--	--	--	--
	05/15/97	4.60		4.46**	0.25	--	--	--	--	--	--	--
	05/27/97	4.50		4.56**	0.25	--	--	--	--	--	--	--
	06/09/97	4.60		4.42**	0.20	--	--	--	--	--	--	--
	06/24/97	4.50		4.56**	0.25	--	--	--	--	--	--	--
	07/09/97	4.80		4.53**	0.60	--	--	--	--	--	--	--
	07/15/97	4.63		4.56**	0.42	NOT SAMPLED DUE TO THE PRESENCE OF FREE PRODUCT						--
	07/21/97	4.75		4.31**	0.25	--	--	--	--	--	--	--
	08/06/97	4.50		4.45**	0.10	--	--	--	--	--	--	--
	08/20/97	4.55		4.40**	0.10	--	--	--	--	--	--	--
	09/02/97	4.75		4.16**	0.05	--	--	--	--	--	--	--
	10/09/97	4.84		4.06**	0.04	NOT SAMPLED DUE TO THE PRESENCE OF FREE PRODUCT						--
	01/14/98	3.90		5.69**	0.94	NOT SAMPLED DUE TO THE PRESENCE OF FREE PRODUCT						--

Table 1
Groundwater Monitoring Data and Analytical Results
Tosco (Unocal) Service Station #5043
449 Hegenberger Road
Oakland, California

WELL ID/ TOC*(ft.)	DATE	DTW (ft.)	S.I. (ft.bgs)	GWE (inft)	Product Thickness (ft.)	TPH-D (ppb)	TPH-G (ppb)	B (ppb)	T (ppb)	E (ppb)	X (ppb)	MTBE (ppb)
MW-6	02/12/98	3.35	2.5-13.5	6.01**	0.64	--	--	--	--	--	--	--
(cont)	03/03/98	4.51		4.38**	0.02	--	--	--	--	--	--	--
	04/01/98	3.67		6.43**	1.60	NOT SAMPLED DUE TO THE PRESENCE OF FREE PRODUCT						--
	05/26/98	4.11		5.15**	0.50	--	--	--	--	--	--	--
	06/15/98	5.03		4.07**	0.30	--	--	--	--	--	--	--
	07/15/98	4.56		4.35**	0.05	NOT SAMPLED DUE TO THE PRESENCE OF FREE PRODUCT						--
	08/21/98	4.77		4.12**	0.02	--	--	--	--	--	--	--
	09/30/98	5.08		3.81**	0.03	--	--	--	--	--	--	--
	10/16/98	4.31		6.41**	2.40	NOT SAMPLED DUE TO THE PRESENCE OF FREE PRODUCT						--
	11/06/98	3.98		5.02**	0.17	--	--	--	--	--	--	--
	11/25/98	3.92		5.03**	0.10	--	--	--	--	--	--	--
	12/28/98	3.90		5.12**	0.20	--	--	--	--	--	--	--
	01/25/99	4.18		5.15**	0.60	NOT SAMPLED DUE TO THE PRESENCE OF FREE PRODUCT						--
	02/22/99	4.07		4.97**	0.22	--	--	--	--	--	--	--
	03/22/99	4.32		4.67**	0.15	--	--	--	--	--	--	--
	04/15/99	4.23		5.37**	0.95	NOT SAMPLED DUE TO THE PRESENCE OF FREE PRODUCT						--
	05/28/99	4.38		4.79**	0.39	--	--	--	--	--	--	--
	06/29/99	4.12		4.77**	0.02	--	--	--	--	--	--	--
	07/14/99	4.20		4.69**	0.03	NOT SAMPLED DUE TO THE PRESENCE OF FREE PRODUCT						--
	08/23/99	4.51		4.54**	0.24	--	--	--	--	--	--	--
	09/30/99	4.17		4.83**	0.17	--	--	--	--	--	--	--
	10/21/99	4.27		4.69**	0.12	NOT SAMPLED DUE TO THE PRESENCE OF FREE PRODUCT						--
	11/29/99	4.18		4.69	<0.01	--	--	--	--	--	--	--
	12/20/99	4.26		4.62**	0.01	--	--	--	--	--	--	--
	01/20/00	4.31		4.56	<0.01	67,600 ¹	130,000 ²³	2,900	8,600	2,000	16,000	ND ⁹
	02/26/00	3.98		4.89	0.00	--	--	--	--	--	--	--
	03/31/00	4.14		4.73	0.00	--	--	--	--	--	--	--
	04/13/00	4.04		4.83	0.00	8,700 ⁷	140,000 ²³	5,000	14,000	3,600	27,000	7,700
	05/26/00	4.41		4.46	0.00	--	--	--	--	--	--	--
	06/17/00	4.35		4.52	0.00	--	--	--	--	--	--	--
	07/14/00	4.47		4.40	<0.01	133,000 ⁷	259,000 ²³	7,670	13,700	6,860	40,700	⁹ ND/ND ^{9,26}

Table 1
Groundwater Monitoring Data and Analytical Results
 Tosco (Unocal) Service Station #5043
 449 Hegenberger Road
 Oakland, California

WELL ID/ TOC*(ft.)	DATE	DTW (ft.)	S.I. (ft.bgs)	GWE (mst)	Product	TPH-D (ppb)	TPH-G (ppb)	B (ppb)	T (ppb)	E (ppb)	X (ppb)	MTBE (ppb)
					Thickness (ft.)							
MW-6	08/24/00	3.71	2.5-13.5	5.16	0.00	--	--	--	--	--	--	--
(cont)	09/27/00	4.33		4.54	0.00	--	--	--	--	--	--	--
	10/26/00	4.32		4.55	0.00	61,000 ²⁸	110,000 ²³	7,000	6,200	3,700	12,000	670/43 ³⁰
	01/03/01	4.52		4.35	0.00	929 ⁷	84,700 ²³	3,950	4,130	3,650	11,800	⁹ ND/ND ^{9,26}
	04/04/01	4.29		4.58	0.00	18,000 ²⁸	69,800 ²³	2,060	2,840	3,650	10,900	⁹ ND/47.8 ²⁶
	07/17/01	4.37		4.50	0.00	20,000 ³¹	100,000 ²³	3,200	3,300	3,400	12,000	ND ⁹
	10/01/01	4.45		4.42	0.00	24,000 ⁷	110,000 ²³	3,200	2,400	4,500	13,000	<1,000
	01/31/02	4.03		4.84	0.00	11,000 ³⁴	230,000 ³²	2,400	1,800	5,400	16,000	<2,500
	04/18/02	3.45		5.42	0.00	3,500 ³⁵	94,000	6,800	13,000	3,000	19,000	<500
	07/28/02 ³⁶	2.24		6.63	0.00	27,000 ³⁵	110,000	530	170	3,200	7,300	<100
	10/09/02 ³⁶	3.53		5.34	0.00	170,000 ³⁵	970,000	10,000	39,000	13,000	94,000	<2,000
	01/02/03 ³⁶	2.34		6.53	0.00	66,000 ³⁵	270,000	6,100	15,000	5,400	37,000	<200
MW-7	05/27/97	4.50	3.0-13.0	4.33	0.00	--	68	ND	ND	ND	ND	ND
8.83	06/01/97	4.54		4.29	0.00	69 ²	--	--	--	--	--	--
	07/15/97	4.70		4.13	0.00	ND	ND	ND	ND	ND	ND	ND
	10/09/97	4.30		4.53	0.00	190 ¹	ND	ND	ND	ND	ND	ND
	01/14/98	2.88		5.95	0.00	65 ⁷	ND	ND	ND	ND	ND	36
	04/01/98	3.13		5.70	0.00	ND	ND	ND	ND	ND	ND	ND
	07/15/98	4.45		4.38	0.00	74 ¹²	ND	ND	ND	ND	ND	ND
	10/16/98	3.45		5.38	0.00	ND	ND	ND	ND	ND	ND	ND
	01/25/99	3.22		5.61	0.00	ND	ND	ND	ND	ND	ND	ND
	04/15/99	3.11		5.72	0.00	ND	ND	ND	ND	ND	ND	ND
	07/14/99	3.34		5.49	0.00	69 ²⁰	ND	ND	ND	ND	ND	ND
	10/21/99	3.43		5.40	0.00	ND	ND	ND	ND	ND	ND	ND
	01/20/00	3.29		5.54	0.00	ND	ND	ND	ND	ND	ND	4.2
	04/13/00	3.39		5.44	0.00	ND ⁹	ND	ND	ND	ND	ND	ND
	07/14/00	4.42		4.41	0.00	68.0 ⁷	ND	ND	ND	ND	ND	7.83
	07/17/01	5.06		3.77	0.00	ND	ND	ND	ND	ND	ND	ND
	10/01/01	4.98		3.85	0.00	<51	<50	<0.50	<0.50	<0.50	<0.50	<5.0
	01/31/02	3.88		4.95	0.00	90 ³⁴	<50	<0.50	<0.50	<0.50	<0.50	<2.5

Table 1
Groundwater Monitoring Data and Analytical Results
 Tosco (Unocal) Service Station #5043
 449 Hegenberger Road
 Oakland, California

WELL ID/ TOC*(ft.)	DATE	DTW (ft.)	S.I. (ft.bgs)	GWE (msl)	Product Thickness (ft.)	TPH-D (ppb)	TPH-G (ppb)	B (ppb)	T (ppb)	E (ppb)	X (ppb)	MTBE (ppb)	
MW-7 (cont)	04/18/02	4.03	3.0-13.0	4.80	0.00	78 ³⁵	<50	<0.50	<0.50	<0.50	<0.50	5.7	
	07/28/02 ³⁶	3.59		5.24	0.00	<50	<50	<0.50	<0.50	<0.50	<1.0	3.9	
	10/09/02 ³⁶	4.53		4.30	0.00	<96	<50	<0.50	<0.50	<0.50	<1.0	3.9	
	01/03/03 ³⁶	3.36		5.47	0.00	78 ³⁵	<50	<0.50	<0.50	<0.50	<1.0	<2.0	
MW-8 8.52	05/27/97	3.42	3.0-15.0	5.10	0.00	--	310	0.88	0.67	15	70	ND	
	06/01/97	3.46		5.06	0.00	320 ²	--	--	--	--	--	--	--
	07/15/97	3.49		5.03	0.00	ND	ND	ND	ND	ND	2.7	3.8	ND
	10/09/97	3.73		4.79	0.00	390 ¹	590	1.4	ND	ND	32	4.1	ND
	01/14/98	1.92		6.60	0.00	230 ⁷	ND	ND	ND	ND	ND	ND	ND
	04/01/98	2.38		6.14	0.00	510 ⁷	ND	ND	ND	ND	ND	ND	4.7
	07/15/98	3.53		4.99	0.00	140 ¹²	ND	ND	ND	ND	0.56	1.1	ND
	10/16/98	3.04		5.48	0.00	170 ¹⁵	ND	ND	ND	ND	ND	ND	ND
	01/25/99	2.92		5.60	0.00	ND ⁹	ND	ND	ND	ND	ND	ND	ND
	04/15/99	2.40		6.12	0.00	91 ¹²	ND	ND	ND	ND	ND	ND	ND
	07/14/99	3.03		5.49	0.00	120 ²¹	ND	ND	ND	ND	ND	ND	ND
	10/21/99	3.11		5.41	0.00	110 ²⁴	ND	ND	ND	ND	ND	ND	ND
	01/20/00	3.06		5.46	0.00	583 ¹	ND	ND	ND	ND	ND	ND	ND
	04/13/00	2.84		5.68	0.00	80 ²⁴	ND	ND	ND	ND	ND	ND	ND
	07/14/00	3.39		5.13	0.00	113 ⁷	ND	ND	ND	ND	ND	ND	ND
	07/17/01	3.46		5.06	0.00	ND	ND	ND	ND	ND	ND	ND	ND
	10/01/01	3.51		5.01	0.00	<50	<50	<0.50	<0.50	<0.50	<0.50	<0.50	<5.0
	01/31/02	2.75		5.77	0.00	260 ³⁴	<50	<0.50	<0.50	<0.50	<0.50	<0.50	<2.5
	04/18/02	2.98		5.54	0.00	160 ³⁵	<50	<0.50	<0.50	<0.50	<0.50	<0.50	<2.5
	07/28/02 ³⁶	2.41		6.11	0.00	140 ³⁵	<50	<0.50	<0.50	<0.50	<0.50	<1.0	<2.0
10/09/02 ³⁶	2.09	6.43	0.00	120 ³⁵	<50	<0.50	<0.50	<0.50	<0.50	<1.0	<2.0		
01/02/03 ³⁶	1.98	6.54	0.00	210 ³⁵	<50	<0.50	<0.50	<0.50	<0.50	<1.0	<2.0		

Table 1
Groundwater Monitoring Data and Analytical Results
 Tosco (Unocal) Service Station #5043
 449 Hegenberger Road
 Oakland, California

WELL ID/ TOC*(ft.)	DATE	DTW (ft.)	S.I. (ft.bgs)	GWE (msl)	Product Thickness (ft.)	TPH-D (ppb)	TPH-G (ppb)	B (ppb)	T (ppb)	E (ppb)	X (ppb)	MTBE (ppb)
MW-9	02/21/95	1.98	3.0-13.0	6.31	0.00	71 ²	70 ⁴	ND	ND	ND	ND	--
8.29	05/18/95	3.47		4.82	0.00	ND	52	ND	1.1	ND	1.9	--
	08/17/95	1.49		6.80	0.00	ND	ND	ND	ND	ND	ND	--
	07/26/96	0.28		8.01	0.00	98	ND	ND	ND	ND	ND	ND
	10/28/96	1.15		7.14	0.00	99 ¹	ND	ND	ND	ND	ND	7.6
	01/29/97	1.05		7.24	0.00	54	ND	ND	ND	ND	ND	5.4
	04/15/97	1.88		6.41	0.00	94 ¹	ND	ND	ND	ND	ND	5.4
	05/27/97	1.05		7.24	0.00	--	--	--	--	--	--	--
	07/15/97	1.90		6.39	0.00	ND	ND	ND	ND	ND	ND	ND
	10/09/97	1.76		6.53	0.00	160 ¹	ND	ND	ND	ND	ND	ND
	01/14/98	1.26		7.03	0.00	110 ⁷	ND	ND	ND	ND	ND	3.0
	04/01/98	0.85		7.44	0.00	110 ⁷	ND	ND	ND	ND	ND	ND
	07/15/98	1.52		6.77	0.00	200 ¹²	ND	ND	ND	ND	ND	ND
	10/16/98	0.81		7.48	0.00	ND	ND	ND	ND	ND	ND	ND
	01/25/99	0.92		7.37	0.00	ND	ND	ND	ND	ND	ND	ND
	04/15/99	0.90		7.39	0.00	ND	75 ^{1R}	21	ND	ND	1.1	680
	07/14/99	1.04		7.25	0.00	140 ²¹	ND	1.9	ND	ND	ND	260
	10/21/99	1.23		7.06	0.00	210 ²⁴	ND	ND	ND	ND	ND	170
	01/20/00	1.18		7.11	0.00	519 ¹	ND	1.1	ND	ND	ND	35
	04/13/00	1.08		7.21	0.00	81 ²⁵	160 ²³	0.64	ND	ND	ND	53
	07/14/00	1.43		6.86	0.00	107 ⁷	ND	ND	ND	ND	ND	20.2
	10/26/00	1.38		6.91	0.00	240 ⁷	240 ²³	2.9	ND	ND	ND	56
	01/03/01	1.66		6.63	0.00	164 ⁷	166 ²⁷	0.763	0.776	ND	1.28	50.2
	04/04/01	1.27		7.02	0.00	240 ⁷	296 ²⁷	0.738	ND	ND	0.907	135
	07/17/01	1.38		6.91	0.00	ND	ND	ND	ND	ND	ND	13
	10/01/01	1.93		6.36	0.00	<52	51 ^{1R}	<0.50	<0.50	<0.50	<0.50	5.0
	01/31/02	2.08		6.21	0.00	200 ³⁴	<50	<0.50	<0.50	<0.50	<0.50	5.8
	04/18/02	1.76		6.53	0.00	<50	<50	<0.50	<0.50	<0.50	<0.50	5.1
	07/28/02 ³⁶	1.57		6.72	0.00	<50	<50	<0.50	<0.50	<0.50	<1.0	3.5
	10/09/02 ³⁶	1.45		6.84	0.00	100 ³⁵	<50	<0.50	<0.50	<0.50	<1.0	17
	01/02/03 ³⁶	1.18		7.11	0.00	<50	<50	<0.50	<0.50	<0.50	<1.0	8.6

Table 1
Groundwater Monitoring Data and Analytical Results
 Tosco (Unocal) Service Station #5043
 449 Hegenberger Road
 Oakland, California

WELL ID/ TOC* (ft.)	DATE	DTW (ft.)	S.I. (ft.bgs)	GWE (msl)	Product Thickness (ft.)	TPH-D (ppb)	TPH-G (ppb)	B (ppb)	T (ppb)	E (ppb)	X (ppb)	MTBE (ppb)	
MW-10 8.62	02/21/95	4.69	3.0-13.0	3.93	0.00	270 ²	1,500	250	26	9.1	160	--	
	05/18/95	4.92		3.70	0.00	75 ¹	810	520	ND	18	23	--	
	08/17/95	4.05		4.57	0.00	ND	67	25	ND	2.4	ND	--	
	07/26/96	4.08		4.54	0.00	ND	ND	3.7	ND	ND	ND	ND	
	10/28/96	4.09		4.53	0.00	ND	ND	1.1	ND	ND	ND	ND	
	01/29/97	2.94		5.68	0.00	ND	210	41	0.67	7.2	4.8	11	
	04/15/97	4.07		4.55	0.00	ND	110	12	ND	0.77	ND	9.7	
	05/27/97	4.40		4.22	0.00	--	--	--	--	--	--	--	--
	07/15/97	4.19		4.43	0.00	ND	ND	2.1	ND	0.67	0.73	ND	ND
	10/09/97	4.75		3.87	0.00	ND	190	38	0.92	6.6	7.6	ND	ND
	01/14/98	2.66		5.96	0.00	-- ⁸	59	9.5	0.85	1.2	1.7	4.5	4.5
	04/01/98	3.45		5.17	0.00	62 ⁷	230	66	1.7	12	17	6.4	6.4
	07/15/98	4.21		4.41	0.00	78 ¹²	290	98	45	21	38	21	21
	10/16/98	4.11		4.51	0.00	ND	160 ¹⁶	44	0.96	2.5	10	17	17
	01/25/99	3.26		5.36	0.00	ND	140	27	ND	2.8	6.8	23	23
	04/15/99	3.63		4.99	0.00	ND	120	18	ND	1.8	5.1	14	14
	07/14/99	3.89		4.73	0.00	180 ²²	280	55	3.2	11	31	6.1	6.1
	10/21/99	4.09		4.53	0.00	96 ⁷	140 ²³	22	0.59	1.7	7.7	5.3	5.3
	01/20/00	3.92		4.70	0.00	252 ¹	ND	0.73	0.86	ND	ND	5.2	5.2
	04/13/00	3.85		4.77	0.00	69 ²⁴	67 ²³	54	ND	2.6	ND	3.8	3.8
	07/14/00	4.18		4.44	0.00	149 ⁷	ND	0.547	ND	ND	ND	ND	ND
	10/26/00	3.96		4.66	0.00	83 ²⁴	ND	3.3	ND	0.83	1.5	ND	ND
	01/03/01	4.14		4.48	0.00	126 ⁷	52.7 ²³	5.15	ND	0.823	1.57	ND	ND
	04/04/01	3.88		4.74	0.00	75 ²⁴	129 ²³	28.1	1.67	4.97	10.1	ND	ND
	07/17/01	4.08		4.54	0.00	ND	ND	4.1	ND	1.0	1.8	ND	ND
	10/01/01	4.22		4.40	0.00	100 ⁷	140 ²³	30	0.51	4.0	12	<5.0	<5.0
	01/31/02	3.68		4.94	0.00	170 ³⁴	110 ³³	16	<0.50	2.3	5.6	<2.5	<2.5
	04/18/02	4.01		4.61	0.00	130 ³⁵	<50	11	<0.50	1.4	4.5	<2.5	<2.5
	07/28/02 ³⁶	4.11		4.51	0.00	58	67	15	<0.50	0.94	7.3	<2.0	<2.0
	10/09/02 ³⁶	3.97		4.65	0.00	<94	<50	0.67	<0.50	<0.50	<1.0	<2.0	<2.0
01/02/03 ³⁶	3.03		5.59	0.00	64 ³⁵	<50	<0.50	<0.50	<0.50	<1.0	<2.0	<2.0	

Table 1
Groundwater Monitoring Data and Analytical Results
 Tosco (Unocal) Service Station #5043
 449 Hegenberger Road
 Oakland, California

WELL ID/ TOC* (ft.)	DATE	DTW (ft.)	S.I. (ft.bgs)	GWE (msl)	Product Thickness (ft.)	TPH-D (ppb)	TPH-G (ppb)	B (ppb)	T (ppb)	E (ppb)	X (ppb)	MTBE (ppb)
Trip Blank												
TB-LB	01/14/98	--	--	--	--	--	ND	ND	ND	ND	ND	ND
	04/01/98	--	--	--	--	--	ND	ND	ND	ND	ND	ND
	07/15/98	--	--	--	--	--	ND	ND	ND	ND	ND	ND
	10/16/98	--	--	--	--	--	ND	ND	ND	ND	ND	ND
	01/25/99	--	--	--	--	--	ND	ND	ND	ND	ND	ND
	04/15/99	--	--	--	--	--	ND	ND	ND	ND	ND	ND
	07/14/99	--	--	--	--	--	ND	ND	ND	ND	ND	ND
	10/21/99	--	--	--	--	--	ND	ND	ND	ND	ND	ND
	01/20/00	--	--	--	--	--	ND	ND	ND	ND	ND	ND
	04/13/00	--	--	--	--	--	ND	ND	ND	ND	ND	ND
	07/14/00	--	--	--	--	--	ND	ND	ND	ND	ND	ND
	10/26/00	--	--	--	--	--	ND	ND	ND	ND	ND	ND
	01/03/01	--	--	--	--	--	ND	ND	ND	ND	ND	ND
	04/04/01	--	--	--	--	--	ND	ND	ND	ND	ND	ND
	07/17/01	--	--	--	--	--	ND	ND	ND	ND	ND	ND
	10/01/01	--	--	--	--	--	<50	<0.50	<0.50	<0.50	<0.50	<5.0
	01/31/02	--	--	--	--	--	<50	<0.50	<0.50	<0.50	<0.50	<2.5
	04/18/02	--	--	--	--	--	<50	<0.50	<0.50	<0.50	<0.50	<2.5
QA	07/28/02 ³⁶	--	--	--	--	--	<50	<0.50	<0.50	<0.50	<1.0	<2.0
	10/09/02 ³⁷	--	--	--	--	--	--	--	--	--	--	--
	01/02/03 ³⁶	--	--	--	--	--	<50	<0.50	<0.50	<0.50	<1.0	<2.0

Table 1
Groundwater Monitoring Data and Analytical Results
 Tosco (Unocal) Service Station #5043
 449 Hegenberger Road
 Oakland, California

EXPLANATIONS:

Groundwater monitoring data and laboratory analytical results prior to January 14, 1998, were compiled from reports prepared by MPDS Services, Inc.

TOC = Top of Casing (ft.) = Feet	TPH-D = Total Petroleum Hydrocarbons as Diesel	(ppb) = Parts per billion
DTW = Depth to Water	TPH-G = Total Petroleum Hydrocarbons as Gasoline	ND = Not Detected
S. I. = Screen Interval (ft.bgs) = Feet Below Ground Surface	T = Toluene	QA = Quality Assurance/Trip Blank
GWE = Groundwater Elevation (msl) = Mean sea level	E = Ethylbenzene	
	X = Xylenes	
	MTBE = Methyl tertiary butyl ether	

- * TOC elevations are relative to msl, per the City of Oakland Benchmark #3880, (Elevation = 20.37 feet, msl).
 - ** GWE corrected for the presence of free product; correction factor: [(TOC - DTW) + (Product Thickness x 0.77)].
 - ◆ Elevations were based on the top of the well covers and were surveyed relative to msl, per the City of Oakland Benchmark #3880, (Elevation = 20.37 feet).
- 1 Laboratory report indicates the hydrocarbons detected did not appear to be diesel.
 - 2 Laboratory report indicates the hydrocarbons detected appeared to be a diesel and non-diesel mixture.
 - 3 Laboratory report indicates the hydrocarbons detected appeared to be a gasoline and non-gasoline mixture.
 - 4 Laboratory report indicates the hydrocarbons detected did not appear to be gasoline.
 - 5 Total Oil and Grease (TOG) was ND.
 - 6 The well was obstructed with debris at 0.55 feet. A water sample was collected but was not analyzed as it was considered not representative of groundwater in this well.
 - 7 Laboratory report indicates unidentified hydrocarbons C9-C24.
 - 8 Sample bottle broken at laboratory.
 - 9 Detection limit raised. Refer to analytical reports.
 - 10 Laboratory report indicates unidentified hydrocarbons >C14 and <C12.
 - 11 Laboratory report indicates gasoline and unidentified hydrocarbons >C8.
 - 12 Laboratory report indicates unidentified hydrocarbons >C14.
 - 13 Laboratory report indicates non diesel mix >C14.
 - 14 Laboratory report indicates gasoline and unidentified hydrocarbons C6-C12.
 - 15 Laboratory report indicates non diesel mix C9-C27.
 - 16 Laboratory report indicates unidentified hydrocarbons <C7.
 - 17 Laboratory report indicates unidentified hydrocarbons >C10.
 - 18 Laboratory report indicates unidentified hydrocarbons C6-C12.
 - 19 Laboratory report indicates unidentified hydrocarbons >C9.
 - 20 Laboratory report indicates discrete peaks and unidentified hydrocarbons >C20.

Table 1
Groundwater Monitoring Data and Analytical Results
Tosco (Unocal) Service Station #5043
449 Hegenberger Road
Oakland, California

EXPLANATIONS: (cont)

- 21 Laboratory report indicates discrete peaks and unidentified hydrocarbons >C16.
- 22 Laboratory report indicates unidentified hydrocarbons <C14 and >C16.
- 23 Laboratory report indicates gasoline C6-C12.
- 24 Laboratory report indicates unidentified hydrocarbons >C16.
- 25 Laboratory report indicates discrete peaks.
- 26 MTBE by EPA Method 8260.
- 27 Laboratory report indicates weathered gasoline C6-C12.
- 28 Laboratory report indicates unidentified hydrocarbons <C16.
- 29 Laboratory report indicates unidentified hydrocarbons C9-C40.
- 30 MTBE by EPA Method 8260 was originally analyzed within holding time. Re-analysis for confirmation or dilution was performed past the recommended holding time.
- 31 Laboratory report indicates diesel C9-C24.
- 32 Laboratory report indicates unidentified hydrocarbons C6-C10.
- 33 Laboratory report indicates gasoline C6-C10.
- 34 Laboratory report indicates unidentified hydrocarbons C10-C28.
- 35 Laboratory report indicates hydrocarbon pattern is present in the requested fuel quantification range but does not resemble the pattern of the requested fuel.
- 36 TPH-G, BTEX and MTBE by EPA Method 8260.
- 37 Laboratory did not report analysis for the Trip Blank; as requested on the Chain of Custody.

Table 2
Groundwater Analytical Results - Oxygenate Compounds
 Tosco (Unocal) Service Station #5043
 449 Hegenberger Road
 Oakland, California

WELL ID	DATE	ETHANOL (ppb)	TBA (ppb)	MTBE (ppb)	DIPE (ppb)	ETBE (ppb)	TAME (ppb)	1,2-DCA (ppb)	EDB (ppb)
MW-3	04/13/00	ND	ND	150	ND	ND	ND	ND	ND
	07/28/02	--	--	130	--	--	--	--	--
	10/09/02	--	--	120	--	--	--	--	--
	01/02/03	<500	<100	110	<2.0	<2.0	<2.0	<2.0	<2.0
MW-6	07/14/00	--	--	ND ¹	--	--	--	--	--
	10/26/00	--	--	43 ²	--	--	--	--	--
	01/03/01	--	--	ND ¹	--	--	--	--	--
	04/04/01	ND ¹	ND ¹	47.8	ND ¹	ND ¹	ND ¹	ND ¹	ND ¹
	07/28/02	--	--	<100	--	--	--	--	--
	10/09/02	--	--	<2,000	--	--	--	--	--
	01/02/03	--	--	<200	--	--	--	--	--
MW-7	07/28/02	--	--	3.9	--	--	--	--	--
	10/09/02	--	--	3.9	--	--	--	--	--
	01/02/03	--	--	<2.0	--	--	--	--	--
MW-8	07/28/02	--	--	<2.0	--	--	--	--	--
	10/09/02	--	--	<2.0	--	--	--	--	--
	01/02/03	--	--	<2.0	--	--	--	--	--
MW-9	07/28/02	--	--	3.5	--	--	--	--	--
	10/09/02	--	--	17	--	--	--	--	--
	01/02/03	--	--	8.6	--	--	--	--	--

Table 2
Groundwater Analytical Results - Oxygenate Compounds
 Tosco (Unocal) Service Station #5043
 449 Hegenberger Road
 Oakland, California

WELL ID	DATE	ETHANOL (ppb)	TBA (ppb)	MTBE (ppb)	DIPE (ppb)	ETBE (ppb)	TAME (ppb)	1,2-DCA (ppb)	EDB (ppb)
MW-10	07/28/02	--	--	<2.0	--	--	--	--	--
	10/09/02	--	--	<2.0	--	--	--	--	--
	01/02/03	--	--	<2.0	--	--	--	--	--

Table 2
Groundwater Analytical Results - Oxygenate Compounds
Tosco (Unocal) Service Station #5043
449 Hegenberger Road
Oakland, California

EXPLANATIONS:

TBA = Tertiary butyl alcohol
MTBE = Methyl tertiary butyl ether
DIPE = Di-isopropyl ether
ETBE = Ethyl tertiary butyl ether
TAME = Tertiary amyl methyl ether
1,2-DCA = 1,2-Dichloroethane
EDB = Ethylene dibromide/1,2-Dibromoethane
(ppb) = Parts per billion
ND = Not Detected
-- = Not Analyzed

ANALYTICAL METHOD:

EPA Method 8260 for Oxygenate Compounds

¹ Detection limit raised. Refer to analytical reports.

² Laboratory report indicates sample was originally analyzed within holding time. Re-analysis for confirmation or dilution was performed past the recommended holding time.

Table 3
Product Thickness/Removal Data
Tosco (Unocal) Service Station #5043
449 Hegenberger Road
Oakland, California

WELL ID	DATE	DTW (ft.)	Product Thickness (ft.)	Amount Bailed (Product + Water) (gallons)
MW-6	07/26/96	6.40	3.33	2.10
	10/28/96	4.10	0.21	0.14
	11/13/96	4.02	0.25	0.09
	11/25/96	4.01	0.75	0.47
	12/04/96	3.65	0.50	0.43
	12/19/96	4.80	2.20	1.02
	01/08/97	4.84	1.75	0.59
	01/14/97	4.51	1.15	0.66
	01/27/97	4.00	1.75	0.78
	01/29/97	3.24	0.31	0.25
	02/11/97	4.65	1.20	0.62
	02/24/97	4.81	1.10	0.50
	03/10/97	4.60	0.95	0.47
	03/17/97	4.50	0.89	0.35
	03/31/97	4.65	1.00	0.50
	04/15/97	4.90	1.03	0.51
	04/28/97	4.78	0.03	0.20
	05/15/97	4.60	0.25	0.20
	05/27/97	4.50	0.25	0.00
	06/09/97	4.60	0.20	0.23
	06/24/97	4.50	0.25	0.25
	07/09/97	4.80	0.60	0.25
	07/15/97	4.63	0.42	0.20
	07/21/97	4.75	0.25	0.27
	08/06/97	4.50	0.10	0.16
	08/20/97	4.55	0.10	0.20
	09/02/97	4.75	0.05	0.12
	10/09/97	4.84	0.04	0.12
	01/14/98 ¹	3.90	0.94	1.50
	02/12/98 ¹	3.35	0.64	0.32
	03/03/98 ¹	4.51	0.02	2.00
	04/01/98 ¹	3.67	1.60	0.50
	05/26/98 ¹	4.11	0.50	0.08
	06/15/98 ¹	5.03	0.30	0.060
	07/15/98 ¹	4.56	0.05	0.10
	08/21/98 ¹	4.77	0.02	0.040
	09/30/98 ¹	5.08	0.03	0.027
	10/16/98 ¹	4.32	2.40	0.98
	11/06/98 ¹	3.98	0.17	0.16
	11/25/98 ¹	3.92	0.10	0.12
12/28/98 ¹	3.90	0.20	0.14	
01/25/99 ¹	4.18	0.60	0.27	
02/22/99 ¹	4.07	0.22	0.078 product/3.0 water	
03/22/99 ¹	4.32	0.15	0.039 product/5.0 water	

Table 3
Product Thickness/Removal Data
 Tosco (Unocal) Service Station #5043
 449 Hegenberger Road
 Oakland, California

WELL ID	DATE	DTW (ft.)	Product Thickness (ft.)	Amount Bailed (Product + Water) (gallons)
MW-6	04/15/99 ¹	4.23	0.95	1.0 product
(cont)	05/28/99 ¹	4.38	0.39	0.141 product/1.0 water
	06/29/99 ¹	4.12	0.02	0.054 product/8.0 water
	07/14/99 ¹	4.20	0.03	0.039 product/2.0 water
	08/23/99 ¹	4.51	0.24	0.094 product/1.0 water
	09/30/99 ¹	4.17	0.17	0.141 product/1.0 water
	10/21/99 ¹	4.27	0.12	0.070 product/1.0 water
	11/29/99 ²	4.18	<0.01	0.0078 product/1.0 water
	12/20/99 ²	4.26	0.01	0.0156 product/1.0 water
	01/20/00 ²	4.31	<0.01	0.00
	02/26/00	3.98	0.00	0.00
	03/31/00	4.14	0.00	0.00
	04/13/00	4.04	0.00	0.00
	05/26/00	4.41	0.00	0.00
	06/17/00	4.35	0.00	0.00
	07/14/00	4.47	<0.01	<1 ounce
	08/24/00	3.71	0.00	0.00
	09/27/00	4.33	0.00	0.00
	10/26/00	4.32	0.00	0.00
	01/03/01	4.52	0.00	0.00
	04/04/01	4.29	0.00	0.00
	07/17/01	4.37	0.00	0.00
	10/01/01	4.45	0.00	0.00
	01/31/02	4.03	0.00	0.00
	04/18/02	3.45	0.00	0.00
	07/28/02	2.24	0.00	0.00
	10/09/02	3.53	0.00	0.00
	01/02/03	2.34	0.00	0.00

EXPLANATIONS:

Product Thickness/Removal Data prior to January 14, 1998, were compiled from reports prepared by MPDS Services, Inc.

DTW = Depth to Water

(ft.) = Feet

¹ Skimmer present in well.

² No skimmer found in well.

STANDARD OPERATING PROCEDURE - GROUNDWATER SAMPLING

Gettler-Ryan Inc. field personnel adhere to the following procedures for the collection and handling of groundwater samples prior to analysis by the analytical laboratory. Prior to sample collection, the type of analysis to be performed is determined. Loss prevention of volatile compounds is controlled and sample preservation for subsequent analysis is maintained.

Prior to sampling, the presence or absence of free-phase hydrocarbons is determined using an interface probe. Product thickness, if present, is measured to the nearest 0.01 foot and is noted in the field notes. In addition, all depth to water level measurements are collected with a static water level indicator and are also recorded in the field notes, prior to purging and sampling any wells.

After water levels are collected and prior to sampling, temperature, pH and electrical conductivity are measured. If purging is to occur, each well is purged a minimum of three well casing volumes of water using pre-cleaned pumps (stack, suction, Grundfos), or disposable bailers. The measurements are taken a minimum of three times during the purging. Purging continues until these parameters stabilize.

Groundwater samples are collected using disposable bailers. The water samples are transferred from the bailer into appropriate containers. Pre-preserved containers, supplied by analytical laboratories, are used when possible. When pre-preserved containers are not available, the laboratory is instructed to preserve the sample as appropriate. Duplicate samples are collected for the laboratory to use in maintaining quality assurance/quality control standards. The samples are labeled to include the job number, sample identification, collection date and time, analysis, preservation (if any), and the sample collector's initials. The water samples are placed in a cooler, maintained at 4°C for transport to the laboratory. Once collected in the field, all samples are maintained under chain of custody until delivered to the laboratory.

The chain of custody document includes the job number, type of preservation, if any, analysis requested, sample identification, date and time collected, and the sample collector's name. The chain of custody is signed and dated (including time of transfer) by each person who receives or surrenders the samples, beginning with the field personnel and ending with the laboratory personnel.

A laboratory supplied trip blank accompanies each sampling set and is labeled as QA. For sampling sets greater than 20 samples, 5% trip blanks are included. The trip blank is analyzed for some or all of the same compounds as the groundwater samples.

As requested by Phillips 66 Company, the purge water and decontamination water generated during sampling activities is transported to Phillips 66 - San Francisco Refinery, located in Rodeo, California.



GETTLER-RYAN INC.

WELL MONITORING/SAMPLING FIELD DATA SHEET

Client/Facility #: Tosco #5043 Job Number: 180065
 Site Address: 449 Hegenberger Road Event Date: 1-02-03 (inclusive)
 City: Oakland, CA Sampler: K. Kelly

Well ID: MW-3 Date Monitored: 1-02-03 Well Condition: OK
 Well Diameter: 2 in.
 Total Depth: 13.95 ft.
 Depth to Water: 1.70 ft.
12.25 x VF 2.08 = 0.17 x3 (case volume) = Estimated Purge Volume: 6.24 gal.

Volume	3/4" = 0.02	1" = 0.04	2" = 0.17	3" = 0.38
Factor (VF)	4" = 0.66	5" = 1.02	6" = 1.50	12" = 5.80

Purge Equipment:
 Disposable Bailer _____
 Stainless Steel Bailer _____
 Slack Pump _____
 Suction Pump _____
 Grundfos _____
 Other: _____

Sampling Equipment:
 Disposable Bailer _____
 Pressure Bailer _____
 Discrete Bailer _____
 Other: _____

Time Started: _____ (2400 hrs)
 Time Bailed: _____ (2400 hrs)
 Depth to Product: _____ ft
 Depth to Water: _____ ft
 Hydrocarbon Thickness: _____ ft
 Visual Confirmation/Description: _____
 Skimmer / Absorbant Sock (circle one)
 Amt Removed from Skimmer: _____ gal
 Amt Removed from Well: _____ gal
 Product Transferred to: _____

Start Time (purge): 1350 Weather Conditions: overcast
 Sample Time/Date: 1425 11-02-03 Water Color: clear tint of yellow Odor: yes
 Purging Flow Rate: 1.0 gpm. Sediment Description: _____
 Did well de-water? No If yes, Time: _____ Volume: _____ gal.

Time (2400 hr.)	Volume (gal.)	pH	Conductivity (umhos/cm)	Temperature (C/F)	D.O. (mg/L)	ORP (mV)
<u>1352</u>	<u>2.0</u>	<u>8.19</u>	<u>1018</u>	<u>19.2</u>	_____	_____
<u>1355</u>	<u>4.0</u>	<u>8.03</u>	<u>1053</u>	<u>20.0</u>	_____	_____
<u>1357</u>	<u>6.25</u>	<u>7.90</u>	<u>1044</u>	<u>21.0</u>	_____	_____
_____	_____	_____	_____	_____	_____	_____

LABORATORY INFORMATION

SAMPLE ID	(#) CONTAINER	REFRIG.	PRESERV. TYPE	LABORATORY	ANALYSES
<u>MW-3</u>	<u>3</u> x vva vial	<u>YES</u>	<u>HCL</u>	<u>STL Pleasanton</u>	<u>TPH-G/BTEX/MTBE(8260)</u>
	<u>1</u> x Amber	<u>YES</u>	<u>NP</u>	<u>STL Pleasanton</u>	<u>TPH-D</u>

COMMENTS: _____
 Add/Replaced Lock: _____ Add/Replaced Plug: _____ Size: _____



GETTLER-RYAN INC.

WELL MONITORING/SAMPLING FIELD DATA SHEET

Client/Facility #: Tosco #5043 Job Number: 180065
 Site Address: 449 Hegenberger Road Event Date: 1-02-03 (inclusive)
 City: Oakland, CA Sampler: R. Kelly

Well ID: MW-6 Date Monitored: 1-02-03 Well Condition: OK

Well Diameter: 2 in.

Total Depth: 12.70 ft.

Depth to Water: 2.34 ft.

Volume	3/4" = 0.02	1" = 0.04	2" = 0.17	3" = 0.38
Factor (VF)	4" = 0.66	5" = 1.02	6" = 1.50	12" = 5.80

10.36 xVF 0.17 = 1.76 x3 (case volume) = Estimated Purge Volume: 528 gal.

Purge Equipment:

Disposable Bailer
 Stainless Steel Bailer _____
 Stack Pump _____
 Suction Pump
 Grundfos _____
 Other: _____

Sampling Equipment:

Disposable Bailer
 Pressure Bailer _____
 Discrete Bailer _____
 Other: _____

Time Started: _____ (2400 hrs)
 Time Bailed: _____ (2400 hrs)
 Depth to Product: _____ ft
 Depth to Water: _____ ft
 Hydrocarbon Thickness: _____ ft
 Visual Confirmation/Description: _____
 Skimmer / Absorbant Sock (circle one)
 Amt Removed from Skimmer: _____ gal
 Amt Removed from Well: _____ gal
 Product Transferred to: _____

Start Time (purge): 1403 Weather Conditions: overcast
 Sample Time/Date: 1440 11-02-03 Water Color: light yellow Odor: YES
 Purging Flow Rate: 1.0 gpm. Sediment Description: ↓
 Did well de-water? No If yes, Time: _____ Volume: _____ gal.

Slower to Recover

Time (2400 hr.)	Volume (gal.)	pH	Conductivity (umhos/cm)	Temperature (°F)	D.O. (mg/L)	ORP (mV)
<u>1404</u>	<u>1.75</u>	<u>7.98</u>	<u>772</u>	<u>19.6</u>	_____	_____
<u>1408</u>	<u>3.5</u>	<u>7.99</u>	<u>674</u>	<u>20.7</u>	_____	_____
<u>1439</u>	<u>5.25</u>	<u>8.02</u>	<u>678</u>	<u>18.4</u>	_____	_____
_____	_____	_____	_____	_____	_____	_____

LABORATORY INFORMATION

SAMPLE ID	(#) CONTAINER	REFRIG.	PRESERV. TYPE	LABORATORY	ANALYSES
<u>MW-6</u>	<u>3</u> x vov vial	YES	HCL	STL Pleasanton	TPH-G/BTEX/MTBE(8260)
	<u>1</u> x Amber	YES	NP	STL Pleasanton	TPH-D

COMMENTS: _____

Add/Replaced Lock: _____

Add/Replaced Plug: _____ Size: _____



GETTLER - RYAN INC.

WELL MONITORING/SAMPLING FIELD DATA SHEET

Client/Facility #: Tosco #5043 Job Number: 180065
 Site Address: 449 Hegenberger Road Event Date: 1-02-03 (inclusive)
 City: Oakland, CA Sampler: K. Kelly

Well ID: MW-7 Date Monitored: 1-02-03 Well Condition: OK

Well Diameter: 2 in.
 Total Depth: 13.18 ft.
 Depth to Water: 3.36 ft.
9.82

Volume	3/4" = 0.02	1" = 0.04	2" = 0.17	3" = 0.38
Factor (VF)	4" = 0.66	5" = 1.02	6" = 1.50	12" = 5.80

xVF 0.17 = 1.06 x3 (case volume) = Estimated Purge Volume: 500 gal.

Purge Equipment:

Disposable Bailer _____
 Stainless Steel Bailer _____
 Stack Pump _____
 Suction Pump _____
 Grundfos _____
 Other: _____

Sampling Equipment:

Disposable Bailer
 Pressure Bailer _____
 Discrete Bailer _____
 Other: _____

Time Started: _____ (2400 hrs)
 Time Bailed: _____ (2400 hrs)
 Depth to Product: _____ ft
 Depth to Water: _____ ft
 Hydrocarbon Thickness: _____ ft
 Visual Confirmation/Description: _____
 Skimmer / Absorbant Sock (circle one)
 Amt Removed from Skimmer: _____ gal
 Amt Removed from Well: _____ gal
 Product Transferred to: _____

Start Time (purge): 1219 Weather Conditions: overcast
 Sample Time/Date: 1230 11-02-03 Water Color: Clear Odor: No
 Purging Flow Rate: 1.5 gpm. Sediment Description: _____
 Did well de-water? No If yes, Time: _____ Volume: _____ gal.

Time (2400 hr.)	Volume (gal.)	pH	Conductivity (umhos/cm)	Temperature (C/F)	D.O. (mg/L)	ORP (mV)
<u>1220</u>	<u>1.5</u>	<u>8.11</u>	<u>708</u>	<u>19.0</u>	_____	_____
<u>1221</u>	<u>3.0</u>	<u>8.04</u>	<u>685</u>	<u>19.3</u>	_____	_____
<u>1222</u>	<u>5.0</u>	<u>7.28</u>	<u>534</u>	<u>19.7</u>	_____	_____
_____	_____	_____	_____	_____	_____	_____

LABORATORY INFORMATION

SAMPLE ID	(#) CONTAINER	REFRIG.	PRESERV. TYPE	LABORATORY	ANALYSES
<u>MW-7</u>	<u>3</u> x voa vial	<u>YES</u>	<u>HCL</u>	<u>STL Pleasanton</u>	<u>TPH-G/BTEX/MTBE(8260)</u>
	<u>1</u> x Amber	<u>YES</u>	<u>NP</u>	<u>STL Pleasanton</u>	<u>TPH-D</u>

COMMENTS:

Add/Replaced Lock: Add/Replaced Plug: Size: 2in.



GETTLER-RYAN INC.

WELL MONITORING/SAMPLING FIELD DATA SHEET

Client/Facility #: Tosco #5043 Job Number: 180065
 Site Address: 449 Hegenberger Road Event Date: 1-02-03 (inclusive)
 City: Oakland, CA Sampler: K. Kelly

Well ID: MW-8 Date Monitored: 1-02-03 Well Condition: OK
 Well Diameter: 2 in.
 Total Depth: 14.82 ft.
 Depth to Water: 1.98 ft.
12.84 x VF 0.17 = 2.18 x3 (case volume) = Estimated Purge Volume: 6.54 gal.

Volume	3/4"= 0.02	1"= 0.04	2"= 0.17	3"= 0.38
Factor (VF)	4"= 0.66	5"= 1.02	6"= 1.50	12"= 5.80

Purge Equipment:
 Disposable Bailer _____
 Stainless Steel Bailer _____
 Stack Pump _____
 Suction Pump ✓
 Grundfos _____
 Other: _____

Sampling Equipment:
 Disposable Bailer ✓
 Pressure Bailer _____
 Discrete Bailer _____
 Other: _____

Time Started: _____ (2400 hrs)
 Time Bailed: _____ (2400 hrs)
 Depth to Product: _____ ft
 Depth to Water: _____ ft
 Hydrocarbon Thickness: _____ ft
 Visual Confirmation/Description: _____
 Skimmer / Absorbant Sock (circle one)
 Amt Removed from Skimmer: _____ gal
 Amt Removed from Well: _____ gal
 Product Transferred to: _____

Start Time (purge): 1243 Weather Conditions: overcast
 Sample Time/Date: 1255 11-02-03 Water Color: clear Odor: yes
 Purging Flow Rate: 2.0 gpm. Sediment Description: _____
 Did well de-water? No If yes, Time: _____ Volume: _____ gal.

Time (2400 hr.)	Volume (gal.)	pH	Conductivity (umhos/cm)	Temperature (C/F)	D.O. (mg/L)	ORP (mV)
<u>1244</u>	<u>2.0</u>	<u>7.08</u>	<u>1853</u>	<u>17.2</u>	_____	_____
<u>1245</u>	<u>4.0</u>	<u>7.08</u>	<u>2005</u>	<u>18.0</u>	_____	_____
<u>1247</u>	<u>6.5</u>	<u>6.72</u>	<u>2132</u>	<u>19.4</u>	_____	_____
_____	_____	_____	_____	_____	_____	_____

LABORATORY INFORMATION

SAMPLE ID	(#) CONTAINER	REFRIG.	PRESERV. TYPE	LABORATORY	ANALYSES
<u>MW-8</u>	<u>3</u> x voa vial	<u>YES</u>	<u>HCL</u>	<u>STL Pleasanton</u>	<u>TPH-G/BTEX/MTBE(8260)</u>
	<u>1</u> x Amber	<u>YES</u>	<u>NP</u>	<u>STL Pleasanton</u>	<u>TPH-D</u>

COMMENTS:

Add/Replaced Lock: ✓

Add/Replaced Plug: ✓ Size: 2 in.



GETTLER-RYAN INC.

WELL MONITORING/SAMPLING FIELD DATA SHEET

Client/Facility #: Tosco #5043 Job Number: 180065
 Site Address: 449 Hegenberger Road Event Date: 1-02-03 (inclusive)
 City: Oakland, CA Sampler: K. Kelly

Well ID: MW-9 Date Monitored: 1-02-03 Well Condition: DK
 Well Diameter: 2 in.
 Total Depth: 12.48 ft.
 Depth to Water: 1.18 ft.
11.30 xVF 0.17 = 1.92 x3 (case volume) = Estimated Purge Volume: 5.76 gal.

Volume	3/4" = 0.02	1" = 0.04	2" = 0.17	3" = 0.38
Factor (VF)	4" = 0.66	5" = 1.02	6" = 1.50	12" = 5.80

Purge Equipment:
 Disposable Bailer _____
 Stainless Steel Bailer _____
 Stack Pump _____
 Suction Pump _____
 Grundfos _____
 Other: _____

Sampling Equipment:
 Disposable Bailer _____
 Pressure Bailer _____
 Discrete Bailer _____
 Other: _____

Time Started: _____ (2400 hrs)
 Time Bailed: _____ (2400 hrs)
 Depth to Product: _____ ft
 Depth to Water: _____ ft
 Hydrocarbon Thickness: _____ ft
 Visual Confirmation/Description:
 Skimmer / Absorbant Sock (circle one)
 Amt Removed from Skimmer: _____ gal
 Amt Removed from Well: _____ gal
 Product Transferred to: _____

Start Time (purge): 1321 Weather Conditions: overcast
 Sample Time/Date: 1336/1-02-03 Water Color: clear Odor: No
 Purging Flow Rate: 1.0 gpm. Sediment Description: -
 Did well de-water? No If yes, Time: _____ Volume: _____ gal.

Time (2400 hr.)	Volume (gal.)	pH	Conductivity (umhos/cm)	Temperature (°F)	D.O. (mg/L)	ORP (mV)
<u>1322</u>	<u>2.0</u>	<u>7.70</u>	<u>1661</u>	<u>20.1</u>		
<u>1325</u>	<u>4.0</u>	<u>7.90</u>	<u>953</u>	<u>19.1</u>		
<u>1328</u>	<u>5.75</u>	<u>7.89</u>	<u>1532</u>	<u>23.3</u>		

LABORATORY INFORMATION

SAMPLE ID	(#) CONTAINER	REFRIG.	PRESERV. TYPE	LABORATORY	ANALYSES
<u>MW-9</u>	<u>3</u> x vva vial	<u>YES</u>	<u>HCL</u>	<u>STL Pleasanton</u>	<u>TPH-G/BTEX/MTBE(8260)</u>
	<u>1</u> x Amber	<u>YES</u>	<u>NP</u>	<u>STL Pleasanton</u>	<u>TPH-D</u>

COMMENTS: _____

Add/Replaced Lock: Add/Replaced Plug: Size: 2in.



GETTLER-RYAN INC.

WELL MONITORING/SAMPLING FIELD DATA SHEET

Client/Facility #: Tosco #5043 Job Number: 180065
 Site Address: 449 Hegenberger Road Event Date: 1-02-03 (inclusive)
 City: Oakland, CA Sampler: K. KELLY

Well ID: MW-10 Date Monitored: 1-02-03 Well Condition: OK
 Well Diameter: 2 in.
 Total Depth: 12.77 ft.
 Depth to Water: 3.03 ft.
9.74 x VF 0.17 = 1.65 x3 (case volume) = Estimated Purge Volume: 4.96 gal.

Volume	3/4"= 0.02	1"= 0.04	2"= 0.17	3"= 0.38
Factor (VF)	4"= 0.66	5"= 1.02	6"= 1.50	12"= 5.80

Purge Equipment:
 Disposable Bailer _____
 Stainless Steel Bailer _____
 Stack Pump _____
 Suction Pump _____
 Grundfos _____
 Other: _____

Sampling Equipment:
 Disposable Bailer _____
 Pressure Bailer _____
 Discrete Bailer _____
 Other: _____

Time Started: _____ (2400 hrs)
 Time Bailed: _____ (2400 hrs)
 Depth to Product: _____ ft
 Depth to Water: _____ ft
 Hydrocarbon Thickness: _____ ft
 Visual Confirmation/Description: _____
 Skimmer / Absorbant Sock (circle one)
 Amt Removed from Skimmer: _____ gal
 Amt Removed from Well: _____ gal
 Product Transferred to: _____

Start Time (purge): 1152 Weather Conditions: overcast
 Sample Time/Date: 1200 11-02-03 Water Color: clear Odor: yes
 Purging Flow Rate: 1.75 gpm. Sediment Description: _____
 Did well de-water? No If yes, Time: _____ Volume: _____ gal.

Time (2400 hr.)	Volume (gal.)	pH	Conductivity (umhos/cm)	Temperature (°F)	D.O. (mg/L)	ORP (mV)
<u>1153</u>	<u>1.75</u>	<u>7.35</u>	<u>1143</u>	<u>18.1</u>	_____	_____
<u>1154</u>	<u>3.6</u>	<u>7.54</u>	<u>901</u>	<u>18.5</u>	_____	_____
<u>1155</u>	<u>5.0</u>	<u>7.52</u>	<u>915</u>	<u>19.7</u>	_____	_____
_____	_____	_____	_____	_____	_____	_____

LABORATORY INFORMATION

SAMPLE ID	(#) CONTAINER	REFRIG.	PRESERV. TYPE	LABORATORY	ANALYSES
<u>MW-10</u>	<u>3</u> x voa vial	<u>YES</u>	<u>HCL</u>	<u>STL Pleasanton</u>	<u>TPH-G/BTEX/MTBE(8260)</u>
	<u>1</u> x Amber	<u>YES</u>	<u>NP</u>	<u>STL Pleasanton</u>	<u>TPH-D</u>

COMMENTS: _____

Add/Replaced Lock: Add/Replaced Plug: Size: 2 in.

2003-01-0018

Gettler-Ryan Inc., Chain-of-Custody

P.6

Tosco Corp./
Phillips 66 Co.
2000 Crow Canyon Place
Suite 400
San Ramon, CA 94583

Facility Number #5043
Facility Address 449 HEGENBERGER ROAD, OAKLAND, CA
Global ID T0500101476 Project 180065.80
Client Contact MR. DAVID B. DEWITT
Phone (925) 277-2384

Laboratory Name STL - PLEASANTON, CA
Consultant GETTLER-RYAN, INC. DEANNA L. HARDING
Address 6747 SIERRA CT., SUITE J, DUBLIN CA 94568
Phone (925) 551-7555 Fax (925) 551-7899
Sample Collected by Kristina Kelly

9256003002

st10nsite

Jan 22 03 01:02p

FILE NAME: P:\EMERG\X-CHUICUSTODY\STD-COC.DWG | Layout Tab: Model

SAMPLE ID	Number of Containers Matrix	S = Soil A = Air W = Water C = Chertcoal	Sample Preservation	Date/Time (2400 Hrs)	TPH-GAS/BTEX/MTBE EPA 8015/8021B	TPH-DIESEL EPA 8015	TPH-DIESEL w/Silica Gel EPA 8015	TPH-GAS EPA 8015	TPH-GAS/BTEX/MTBE EPA 8260	OXYGENATES EPA 8260	METHANOL EPA 8015	TOTAL OIL & GREASE EPA 5520	METALS Cd, Cr, Pb, Zn, Ni	NITRATE/SULFATE/ALKALINITY EPA 300 SERIES	HYOC'S (8010) EPA 8021B	VOCS (8240) EPA 8260	SVOC'S EPA 8270	Remarks
QA	1	W	H	1-02-03					X									Run 8 Oxy's 8260 on high 8260 MTBE
MW-3	4			1425	X				X									
MW-6	4			1440	X				X									
MW-7	4			1230	X				X									
MW-8	4			1255	X				X									
MW-9	4			1336	X				X									
MW-10	4	↓	↓	1200	X				X									

- OXYGENATES 8260
- 1 - MTBE
 - 2 - TBA
 - 3 - TAME
 - 4 - DIPE
 - 5 - ETBE
 - 6 - 1,2-DCA
 - 7 - EDB
 - 8 - ETHANOL

Relinquished By (Signature) <i>Kristina Kelly</i>	Organization <i>Gettler-Ryan, Inc.</i>	Date/Time <i>1/22/03</i>	Received By (Signature)	Organization	Date/Time	Lead Y/N	Turn Around Time (Circle Choice) 24 Hrs. 48 Hrs. 72 Hrs. 5 Days 10 Days As Contracted
Relinquished By (Signature)	Organization	Date/Time	Received By (Signature)	Organization	Date/Time	Lead Y/N	
Relinquished By (Signature)	Organization	Date/Time	Received For Laboratory By (Signature) <i>[Signature]</i>		Date/Time <i>1-23-03</i>	Lead Y/N <i>1015</i>	

Gettler Ryan

January 22, 2003

6747 Sierra Court Suite J
Dublin, CA 94568

Attn.: Deanna Harding

Project#: 180065.80

Project: Tosco #5043

Site: 449 Hegenberger Road
Oakland, CA

RECEIVED

JAN 23 2003

GETTLER-RYAN INC.
GENERAL CONTRACTORS

Dear Ms. Harding,

Attached is our report for your samples received on 01/03/2003 10:15

This report has been reviewed and approved for release. Reproduction of this report is permitted only in its entirety.

Please note that any unused portion of the samples will be discarded after 02/17/2003 unless you have requested otherwise.

We appreciate the opportunity to be of service to you. If you have any questions, please call me at (925) 484-1919.

You can also contact me via email. My email address is: tgranicher@stl-inc.com

Sincerely,



Tod Granicher
Project Manager

Gas/BTEX Fuel Oxygenates by 8260B

Gettler Ryan
Attn.: Deanna Harding

6747 Sierra Court Suite J
Dublin, CA 94568
Phone: (925) 551-7444 Fax: (925) 551-7899

Project: 180065.80
Tosco #5043

Received: 01/03/2003 10:15

Site: 449 Hegenberger Road
Oakland, CA

Samples Reported

Sample Name	Date Sampled	Matrix	Lab #
QA	01/02/2003	Water	1
MW-3	01/02/2003 14:25	Water	2
MW-6	01/02/2003 14:40	Water	3
MW-7	01/02/2003 12:30	Water	4
MW-8	01/02/2003 12:55	Water	5
MW-9	01/02/2003 13:36	Water	6
MW-10	01/02/2003 12:00	Water	7

Gas/BTEX Fuel Oxygenates by 8260B

Gettler Ryan

Attn.: Deanna Harding

6747 Sierra Court Suite J

Dublin, CA 94568

Phone: (925) 551-7444 Fax: (925) 551-7899

Project: 180065.80

Tosco #5043

Received: 01/03/2003 10:15

Site: 449 Hegenberger Road
Oakland, CA

Prep(s): 5030B	Test(s): 8260FAB
Sample ID: QA	Lab ID: 2003-01-0018 - 1
Sampled: 01/02/2003	Extracted: 1/14/2003 15:48
Matrix: Water	QC Batch#: 2003/01/14-01.27

Compound	Conc.	RL	Unit	Dilution	Analyzed	Flag
Gasoline	ND	50	ug/L	1.00	01/14/2003 15:48	
Benzene	ND	0.50	ug/L	1.00	01/14/2003 15:48	
Toluene	ND	0.50	ug/L	1.00	01/14/2003 15:48	
Ethylbenzene	ND	0.50	ug/L	1.00	01/14/2003 15:48	
Total xylenes	ND	1.0	ug/L	1.00	01/14/2003 15:48	
Methyl tert-butyl ether (MTBE)	ND	2.0	ug/L	1.00	01/14/2003 15:48	
Surrogates(s)						
1,2-Dichloroethane-d4	103.1	76-114	%	1.00	01/14/2003 15:48	
Toluene-d8	96.9	88-110	%	1.00	01/14/2003 15:48	

Gas/BTEX Fuel Oxygenates by 8260B

Gettler Ryan

Attn.: Deanna Harding

6747 Sierra Court Suite J

Dublin, CA 94568

Phone: (925) 551-7444 Fax: (925) 551-7899

Project: 180065.80

Tosco #5043

Received: 01/03/2003 10:15

Site: 449 Hegenberger Road
Oakland, CA

Prep(s):	5030B	Test(s):	8260FAB
Sample ID:	MW-3	Lab ID:	2003-01-0018 - 2
Sampled:	01/02/2003 14:25	Extracted:	1/14/2003 18:04
Matrix:	Water	QC Batch#:	2003/01/14-01.27

Compound	Conc.	RL	Unit	Dilution	Analyzed	Flag
Gasoline	310	50	ug/L	1.00	01/14/2003 18:04	
Benzene	ND	0.50	ug/L	1.00	01/14/2003 18:04	
Toluene	ND	0.50	ug/L	1.00	01/14/2003 18:04	
Ethylbenzene	ND	0.50	ug/L	1.00	01/14/2003 18:04	
Total xylenes	ND	1.0	ug/L	1.00	01/14/2003 18:04	
tert-Butyl alcohol (TBA)	ND	100	ug/L	1.00	01/14/2003 18:04	
Methyl tert-butyl ether (MTBE)	110	2.0	ug/L	1.00	01/14/2003 18:04	
Di-isopropyl Ether (DIPE)	ND	2.0	ug/L	1.00	01/14/2003 18:04	
Ethyl tert-butyl ether (ETBE)	ND	2.0	ug/L	1.00	01/14/2003 18:04	
tert-Amyl methyl ether (TAME)	ND	2.0	ug/L	1.00	01/14/2003 18:04	
1,2-DCA	ND	2.0	ug/L	1.00	01/14/2003 18:04	
EDB	ND	2.0	ug/L	1.00	01/14/2003 18:04	
Ethanol	ND	500	ug/L	1.00	01/14/2003 18:04	
Surrogates(s)						
1,2-Dichloroethane-d4	95.5	76-114	%	1.00	01/14/2003 18:04	
Toluene-d8	93.7	88-110	%	1.00	01/14/2003 18:04	

Gas/BTEX Fuel Oxygenates by 8260B

Gettler Ryan
Attn.: Deanna Harding

6747 Sierra Court Suite J
Dublin, CA 94568
Phone: (925) 551-7444 Fax: (925) 551-7899

Project: 180065.80
Tosco #5043

Received: 01/03/2003 10:15

Site: 449 Hegenberger Road
Oakland, CA

Prep(s): 5030B	Test(s): 8260FAB
Sample ID: MW-6	Lab ID: 2003-01-0018 - 3
Sampled: 01/02/2003 14:40	Extracted: 1/14/2003 18:26
Matrix: Water	QC Batch#: 2003/01/14-01.27
Analysis Flag: o (See Legend and Note Section)	

Compound	Conc.	RL	Unit	Dilution	Analyzed	Flag
Gasoline	270000	5000	ug/L	100.00	01/14/2003 18:26	
Benzene	6100	50	ug/L	100.00	01/14/2003 18:26	
Toluene	15000	50	ug/L	100.00	01/14/2003 18:26	
Ethylbenzene	5400	50	ug/L	100.00	01/14/2003 18:26	
Total xylenes	37000	100	ug/L	100.00	01/14/2003 18:26	
Methyl tert-butyl ether (MTBE)	ND	200	ug/L	100.00	01/14/2003 18:26	
Surrogates(s)						
1,2-Dichloroethane-d4	101.1	76-114	%	100.00	01/14/2003 18:26	
Toluene-d8	96.6	88-110	%	100.00	01/14/2003 18:26	

Gas/BTEX Fuel Oxygenates by 8260B

Gettler Ryan
Attn.: Deanna Harding

6747 Sierra Court Suite J
Dublin, CA 94568
Phone: (925) 551-7444 Fax: (925) 551-7899

Project: 180065.80
Tosco #5043

Received: 01/03/2003 10:15

Site: 449 Hegenberger Road
Oakland, CA

Prep(s):	5030B	Test(s):	8260FAB
Sample ID:	MW-7	Lab ID:	2003-01-0018 - 4
Sampled:	01/02/2003 12:30	Extracted:	1/14/2003 18:47
Matrix:	Water	QC Batch#:	2003/01/14-01.27

Compound	Conc.	RL	Unit	Dilution	Analyzed	Flag
Gasoline	ND	50	ug/L	1.00	01/14/2003 18:47	
Benzene	ND	0.50	ug/L	1.00	01/14/2003 18:47	
Toluene	ND	0.50	ug/L	1.00	01/14/2003 18:47	
Ethylbenzene	ND	0.50	ug/L	1.00	01/14/2003 18:47	
Total xylenes	ND	1.0	ug/L	1.00	01/14/2003 18:47	
Methyl tert-butyl ether (MTBE)	ND	2.0	ug/L	1.00	01/14/2003 18:47	
Surrogates(s)						
1,2-Dichloroethane-d4	101.9	76-114	%	1.00	01/14/2003 18:47	
Toluene-d8	96.5	88-110	%	1.00	01/14/2003 18:47	

Gas/BTEX Fuel Oxygenates by 8260B

Gettler Ryan

Attn.: Deanna Harding

6747 Sierra Court Suite J

Dublin, CA 94568

Phone: (925) 551-7444 Fax: (925) 551-7899

Project: 180065.80

Tosco #5043

Received: 01/03/2003 10:15

Site: 449 Hegenberger Road

Oakland, CA

Prep(s):	5030B	Test(s):	8260FAB
Sample ID:	MW-8	Lab ID:	2003-01-0018 - 5
Sampled:	01/02/2003 12:55	Extracted:	1/14/2003 19:09
Matrix:	Water	QC Batch#:	2003/01/14-01.27

Compound	Conc.	RL	Unit	Dilution	Analyzed	Flag
Gasoline	ND	50	ug/L	1.00	01/14/2003 19:09	
Benzene	ND	0.50	ug/L	1.00	01/14/2003 19:09	
Toluene	ND	0.50	ug/L	1.00	01/14/2003 19:09	
Ethylbenzene	ND	0.50	ug/L	1.00	01/14/2003 19:09	
Total xylenes	ND	1.0	ug/L	1.00	01/14/2003 19:09	
Methyl tert-butyl ether (MTBE)	ND	2.0	ug/L	1.00	01/14/2003 19:09	
Surrogates(s)						
1,2-Dichloroethane-d4	102.7	76-114	%	1.00	01/14/2003 19:09	
Toluene-d8	98.6	88-110	%	1.00	01/14/2003 19:09	

Gas/BTEX Fuel Oxygenates by 8260B

Gettler Ryan

Attn.: Deanna Harding

6747 Sierra Court Suite J

Dublin, CA 94568

Phone: (925) 551-7444 Fax: (925) 551-7899

Project: 180065.80

Tosco #5043

Received: 01/03/2003 10:15

Site: 449 Hegenberger Road
Oakland, CA

Prep(s):	5030B	Test(s):	8260FAB
Sample ID:	MW-9	Lab ID:	2003-01-0018 - 6
Sampled:	01/02/2003 13:36	Extracted:	1/14/2003 19:30
Matrix:	Water	QC Batch#:	2003/01/14-01.27

Compound	Conc.	RL	Unit	Dilution	Analyzed	Flag
Gasoline	ND	50	ug/L	1.00	01/14/2003 19:30	
Benzene	ND	0.50	ug/L	1.00	01/14/2003 19:30	
Toluene	ND	0.50	ug/L	1.00	01/14/2003 19:30	
Ethylbenzene	ND	0.50	ug/L	1.00	01/14/2003 19:30	
Total xylenes	ND	1.0	ug/L	1.00	01/14/2003 19:30	
Methyl tert-butyl ether (MTBE)	8.6	2.0	ug/L	1.00	01/14/2003 19:30	
Surrogates(s)						
1,2-Dichloroethane-d4	101.4	76-114	%	1.00	01/14/2003 19:30	
Toluene-d8	97.0	88-110	%	1.00	01/14/2003 19:30	

Gas/BTEX Fuel Oxygenates by 8260B

Gettler Ryan

Attn.: Deanna Harding

6747 Sierra Court Suite J

Dublin, CA 94568

Phone: (925) 551-7444 Fax: (925) 551-7899

Project: 180065.80

Tosco #5043

Received: 01/03/2003 10:15

Site: 449 Hegenberger Road

Oakland, CA

Prep(s):	5030B	Test(s):	8260FAB
Sample ID:	MW-10	Lab ID:	2003-01-0018 - 7
Sampled:	01/02/2003 12:00	Extracted:	1/14/2003 19:52
Matrix:	Water	QC Batch#:	2003/01/14-01.27

Compound	Conc.	RL	Unit	Dilution	Analyzed	Flag
Gasoline	ND	50	ug/L	1.00	01/14/2003 19:52	
Benzene	ND	0.50	ug/L	1.00	01/14/2003 19:52	
Toluene	ND	0.50	ug/L	1.00	01/14/2003 19:52	
Ethylbenzene	ND	0.50	ug/L	1.00	01/14/2003 19:52	
Total xylenes	ND	1.0	ug/L	1.00	01/14/2003 19:52	
Methyl tert-butyl ether (MTBE)	ND	2.0	ug/L	1.00	01/14/2003 19:52	
Surrogates(s)						
1,2-Dichloroethane-d4	95.2	76-114	%	1.00	01/14/2003 19:52	
Toluene-d8	94.7	88-110	%	1.00	01/14/2003 19:52	

Gas/BTEX Fuel Oxygenates by 8260B

Gettler Ryan

Attn.: Deanna Harding

6747 Sierra Court Suite J

Dublin, CA 94568

Phone: (925) 551-7444 Fax: (925) 551-7899

Project: 180065.80

Tosco #5043

Received: 01/03/2003 10:15

Site: 449 Hegenberger Road
Oakland, CA

Batch QC Report

Prep(s): 5030B

Method Blank

MB: 2003/01/14-01.27-023

Water

Test(s): 8260FAB

QC Batch # 2003/01/14-01.27

Date Extracted: 01/14/2003 11:23

Compound	Conc.	RL	Unit	Analyzed	Flag
Gasoline	ND	50	ug/L	01/14/2003 11:23	
Benzene	ND	0.5	ug/L	01/14/2003 11:23	
Toluene	ND	0.5	ug/L	01/14/2003 11:23	
Ethylbenzene	ND	0.5	ug/L	01/14/2003 11:23	
Total xylenes	ND	1.0	ug/L	01/14/2003 11:23	
tert-Butyl alcohol (TBA)	ND	100	ug/L	01/14/2003 11:23	
Methyl tert-butyl ether (MTBE)	ND	2.0	ug/L	01/14/2003 11:23	
Di-isopropyl Ether (DIPE)	ND	2.0	ug/L	01/14/2003 11:23	
Ethyl tert-butyl ether (ETBE)	ND	2.0	ug/L	01/14/2003 11:23	
tert-Amyl methyl ether (TAME)	ND	2.0	ug/L	01/14/2003 11:23	
1,2-DCA	ND	2.0	ug/L	01/14/2003 11:23	
EDB	ND	2.0	ug/L	01/14/2003 11:23	
Ethanol	ND	500	ug/L	01/14/2003 11:23	
Surrogates(s)					
1,2-Dichloroethane-d4	95.2	76-114	%	01/14/2003 11:23	
Toluene-d8	95.6	88-110	%	01/14/2003 11:23	

Gas/BTEX Fuel Oxygenates by 8260B

Gettler Ryan
Attn.: Deanna Harding

6747 Sierra Court Suite J
Dublin, CA 94568
Phone: (925) 551-7444 Fax: (925) 551-7899

Project: 180065.80
Tosco #5043

Received: 01/03/2003 10:15

Site: 449 Hegenberger Road
Oakland, CA

Batch QC Report										
Prep(s): 5030B							Test(s): 8260B			
Laboratory Control Spike			Water			QC Batch # 2003/01/14-01.27				
LCS	2003/01/14-01.27-004		Extracted: 01/14/2003			Analyzed: 01/14/2003 10:35				
LCSD	2003/01/14-01.27-005		Extracted: 01/14/2003			Analyzed: 01/14/2003 11:01				
Compound	Conc. ug/L		Exp.Conc.	Recovery		RPD %	Ctrl.Limits %		Flags	
	LCS	LCSD		LCS	LCSD		Rec.	RPD	LCS	LCSD
Methyl tert-butyl ether (MTBE)	28.8	28.1	25.0	115.2	112.4	2.5	65-165	20		
Benzene	23.8	23.7	25.0	95.2	94.8	0.4	69-129	20		
Toluene	23.9	23.9	25.0	95.6	95.6	0.0	70-130	20		
Surrogates(s)										
1,2-Dichloroethane-d4	479	475	500	95.8	95.0		76-114			
Toluene-d8	478	475	500	95.6	95.0		88-110			

Gas/BTEX Fuel Oxygenates by 8260B

Gettler Ryan
Attn.: Deanna Harding

6747 Sierra Court Suite J
Dublin, CA 94568
Phone: (925) 551-7444 Fax: (925) 551-7899

Project: 180065.80
Tosco #5043

Received: 01/03/2003 10:15

Site: 449 Hegenberger Road
Oakland, CA

Batch QC Report					
Prep(s):	5030B	Test(s): 8260FAB			
Matrix Spike (MS / MSD)		Water	QC Batch # 2003/01/14-01.27		
MW-3 >> MS			Lab ID:	2003-01-0018 - 002	
MS: 2003/01/14-01.27-021		Extracted: 01/14/2003	Analyzed:	01/14/2003 17:14	
			Dilution:	1.00	
MSD: 2003/01/14-01.27-022		Extracted: 01/14/2003	Analyzed:	01/14/2003 17:42	
			Dilution:	1.00	

Compound	Conc. ug/L			Spk.Level ug/L	Recovery			Limits %		Flags	
	MS	MSD	Sample		MS	MSD	RPD	Rec.	RPD	MS	MSD
Benzene	23.8	25.0	ND	25.0	95.2	100.0	4.9	69-129	20		
Toluene	23.9	25.6	ND	25.0	95.6	102.4	6.9	70-130	20		
Methyl tert-butyl ether	136	132	106	25.0	120.0	104.0	14.3	65-165	20		
Surrogate(s)											
1,2-Dichloroethane-d4	500	464		500	100.0	92.8		76-114			
Toluene-d8	486	483		500	97.2	96.6		88-110			

Gas/BTEX Fuel Oxygenates by 8260B

Gettler Ryan

Attn.: Deanna Harding

6747 Sierra Court Suite J

Dublin, CA 94568

Phone: (925) 551-7444 Fax: (925) 551-7899

Project: 180065.80

Tosco #5043

Received: 01/03/2003 10:15

Site: 449 Hegenberger Road
Oakland, CA

Legend and Notes

Analysis Flag

o

Reporting limits were raised due to high level of analyte present in the sample.

Diesel

Gettler Ryan

Attn.: Deanna Harding

6747 Sierra Court Suite J

Dublin, CA 94568

Phone: (925) 551-7444 Fax: (925) 551-7899

Project: 180065.80

Tosco #5043

Received: 01/03/2003 10:15

Site: 449 Hegenberger Road
Oakland, CA**Samples Reported**

Sample Name	Date Sampled	Matrix	Lab #
MW-3	01/02/2003 14:25	Water	2
MW-6	01/02/2003 14:40	Water	3
MW-7	01/02/2003 12:30	Water	4
MW-8	01/02/2003 12:55	Water	5
MW-9	01/02/2003 13:36	Water	6
MW-10	01/02/2003 12:00	Water	7

Severn Trent Laboratories, Inc.

STL San Francisco * 1220 Quarry Lane, Pleasanton, CA 94566

Tel 925 484 1919 Fax 925 484 1096 * www.stl-inc.com * CA DHS ELAP# 2496

01/14/2003 13:58

Page 1 of 12

Diesel

Gettler Ryan

Attn.: Deanna Harding

6747 Sierra Court Suite J

Dublin, CA 94568

Phone: (925) 551-7444 Fax: (925) 551-7899

Project: 180065.80

Tosco #5043

Received: 01/03/2003 10:15

Site: 449 Hegenberger Road
Oakland, CA

Prep(s):	3510/8015M	Test(s):	8015M
Sample ID:	MW-3	Lab ID:	2003-01-0018 - 2
Sampled:	01/02/2003 14:25	Extracted:	1/3/2003 13:04
Matrix:	Water	QC Batch#:	2003/01/03-02.10

Compound	Conc.	RL	Unit	Dilution	Analyzed	Flag
Diesel	210	50	ug/L	1.00	01/03/2003 17:59	ndp
Surrogates(s) o-Terphenyl	54.6	60-130	%	1.00	01/03/2003 17:59	sl

Diesel

Gettler Ryan

Attn.: Deanna Harding

6747 Sierra Court Suite J

Dublin, CA 94568

Phone: (925) 551-7444 Fax: (925) 551-7899

Project: 180065.80

Tosco #5043

Received: 01/03/2003 10:15

Site: 449 Hegenberger Road
Oakland, CA

Prep(s):	3510/8015M	Test(s):	8015M
Sample ID:	MW-6	Lab ID:	2003-01-0018 -3
Sampled:	01/02/2003 14:40	Extracted:	1/3/2003 13:04
Matrix:	Water	QC Batch#:	2003/01/03-02-10

Compound	Conc.	RL	Unit	Dilution	Analyzed	Flag
Diesel	66000	1000	ug/L	20.00	01/10/2003 13:04	ndp
<i>Surrogates(s)</i> o-Terphenyl	NA	60-130	%	20.00	01/10/2003 13:04	sd

Diesel

Gettler Ryan

Attn.: Deanna Harding

6747 Sierra Court Suite J

Dublin, CA 94568

Phone: (925) 551-7444 Fax: (925) 551-7899

Project: 180065.80

Tosco #5043

Received: 01/03/2003 10:15

Site: 449 Hegenberger Road
Oakland, CA

Prep(s):	3510/8015M	Test(s):	8015M
Sample ID:	MW-7	Lab ID:	2003-01-0018 - 4
Sampled:	01/02/2003 12:30	Extracted:	1/6/2003 15:07
Matrix:	Water	QC Batch#:	2003/01/06-05:10

Compound	Conc.	RL	Unit	Dilution	Analyzed	Flag
Diesel	78	50	ug/L	1.00	01/07/2003 18:16	ndp
<i>Surrogates(s)</i> o-Terphenyl	71.6	60-130	%	1.00	01/07/2003 18:16	

Diesel

Gettler Ryan

Attn.: Deanna Harding

6747 Sierra Court Suite J

Dublin, CA 94568

Phone: (925) 551-7444 Fax: (925) 551-7899

Project: 180065.80

Tosco #5043

Received: 01/03/2003 10:15

Site: 449 Hegenberger Road
Oakland, CA

Prep(s):	3510/8015M	Test(s):	8015M
Sample ID:	MW-8	Lab ID:	2003-01-0018 - 5
Sampled:	01/02/2003 12:55	Extracted:	1/3/2003 13:04
Matrix:	Water	QC Batch#:	2003/01/03-02.10

Compound	Conc.	RL	Unit	Dilution	Analyzed	Flag
Diesel	210	50	ug/L	1.00	01/03/2003 19:50	ndp
<i>Surrogates(s)</i> o-Terphenyl	83.7	60-130	%	1.00	01/03/2003 19:50	

Diesel

Gettler Ryan
Attn.: Deanna Harding

6747 Sierra Court Suite J
Dublin, CA 94568
Phone: (925) 551-7444 Fax: (925) 551-7899

Project: 180065.80
Tosco #5043

Received: 01/03/2003 10:15

Site: 449 Hegenberger Road
Oakland, CA

Prep(s):	3510/8015M	Test(s):	8015M
Sample ID:	MW-9	Lab ID:	2003-01-0018 - 6
Sampled:	01/02/2003 13:36	Extracted:	1/3/2003 13:04
Matrix:	Water	QC Batch#:	2003/01/03-02.10

Compound	Conc.	RL	Unit	Dilution	Analyzed	Flag
Diesel	ND	50	ug/L	1.00	01/03/2003 20:28	
Surrogates(s) o-Terphenyl	81.2	60-130	%	1.00	01/03/2003 20:28	

Diesel

Gettler Ryan

Attn.: Deanna Harding

6747 Sierra Court Suite J

Dublin, CA 94568

Phone: (925) 551-7444 Fax: (925) 551-7899

Project: 180065.80

Tosco #5043

Received: 01/03/2003 10:15

Site: 449 Hegenberger Road
Oakland, CA

Prep(s): 3510/8015M	Test(s): 8015M
Sample ID: MW-10	Lab ID: 2003-01-0018 - 7
Sampled: 01/02/2003 12:00	Extracted: 1/3/2003 13:04
Matrix: Water	QC Batch#: 2003/01/03-02.10

Compound	Conc.	RL	Unit	Dilution	Analyzed	Flag
Diesel	64	50	ug/L	1.00	01/03/2003 21:05	ndp
<i>Surrogates(s)</i> o-Terphenyl	81.6	60-130	%	1.00	01/03/2003 21:05	

Diesel

Gettler Ryan

Attn.: Deanna Harding

6747 Sierra Court Suite J

Dublin, CA 94568

Phone: (925) 551-7444 Fax: (925) 551-7899

Project: 180065.80
Tosco #5043

Received: 01/03/2003 10:15

Site: 449 Hegenberger Road
Oakland, CA

Batch QC Report

Prep(s): 3510/8015M

Method Blank

MB: 2003/01/03-02.10-003

Water

Test(s): 8015M

QC Batch # 2003/01/03-02.10

Date Extracted: 01/03/2003 13:04

Compound	Conc.	RL	Unit	Analyzed	Flag
Diesel	ND	50	ug/L	01/03/2003 17:22	
Surrogates(s) o-Terphenyl	79.9	60-130	%	01/03/2003 17:22	

Diesel

Gettler Ryan

Attn.: Deanna Harding

6747 Sierra Court Suite J
Dublin, CA 94568
Phone: (925) 551-7444 Fax: (925) 551-7899

Project: 180065.80
Tosco #5043

Received: 01/03/2003 10:15

Site: 449 Hegenberger Road
Oakland, CA

Batch QC Report

Prep(s): 3510/8015M

Method Blank

MB: 2003/01/06-05.10-003

Water

Test(s): 8015M

QC Batch # 2003/01/06-05.10

Date Extracted: 01/06/2003 15:07

Compound	Conc.	RL	Unit	Analyzed	Flag
Diesel	ND	50	ug/L	01/07/2003 15:44	
Surrogates(s) o-Terphenyl	77.1	60-130	%	01/07/2003 15:44	

Diesel

Gettler Ryan
Attn.: Deanna Harding

6747 Sierra Court Suite J
Dublin, CA 94568
Phone: (925) 551-7444 Fax: (925) 551-7899

Project: 180065.80
Tosco #5043

Received: 01/03/2003 10:15

Site: 449 Hegenberger Road
Oakland, CA

Batch QC Report										
Prep(s): 3510/8015M						Test(s): 8015M				
Laboratory Control Spike			Water			QC Batch # 2003/01/03-02.10				
LCS	2003/01/03-02.10-001		Extracted: 01/03/2003			Analyzed: 01/03/2003 16:07				
LCSD	2003/01/03-02.10-002		Extracted: 01/03/2003			Analyzed: 01/03/2003 16:45				
Compound	Conc. ug/L		Exp.Conc.	Recovery		RPD	Ctrl.Limits %		Flags	
	LCS	LCSD		LCS	LCSD		%	Rec.	RPD	LCS
Diesel	650	636	1000	65.0	63.6	2.2	60-130	25		
Surrogates(s) o-Terphenyl	15.4	15.8	20.0	77.1	79.0		60-130	0		

Diesel

Gettler Ryan

Attn.: Deanna Harding

6747 Sierra Court Suite J
Dublin, CA 94568
Phone: (925) 551-7444 Fax: (925) 551-7899

Project: 180065.80
Tosco #5043

Received: 01/03/2003 10:15

Site: 449 Hegenberger Road
Oakland, CA

Batch QC Report										
Prep(s): 3510/8015M						Test(s): 8015M				
Laboratory Control Spike				Water			QC Batch # 2003/01/06-05.10			
LCS	2003/01/06-05.10-001			Extracted: 01/06/2003			Analyzed: 01/07/2003 14:21			
LCSD	2003/01/06-05.10-002			Extracted: 01/06/2003			Analyzed: 01/07/2003 15:03			
Compound	Conc. ug/L		Exp.Conc.	Recovery		RPD	Ctrl.Limits %		Flags	
	LCS	LCSD		LCS	LCSD		%	Rec.	RPD	LCS
Diesel	782	700	1000	78.2	70.0	11.1	60-130	25		
Surrogates(s) o-Terphenyl	16.4	15.9	20.0	82.0	79.6		60-130	0		

Diesel

Gettler Ryan

Attn.: Deanna Harding

6747 Sierra Court Suite J

Dublin, CA 94568

Phone: (925) 551-7444 Fax: (925) 551-7899

Project: 180065.80

Tosco #5043

Received: 01/03/2003 10:15

Site: 449 Hegenberger Road
Oakland, CA

Legend and Notes

Result Flag

ndp

Hydrocarbon reported does not match the pattern of our Diesel standard

sd

Surrogate recovery not reportable due to required dilution.

sl

Surrogate recoveries were lower than QC limit due to matrix interference, confirmed by reanalysis.