

Environmental

6280 Brookshire Drive, Rocklin, CA 95677
November 10, 2005

Tel: (916) 415-1134, FAX : (916) 415-1154

Mr. Jeff Baker
Tesoro Environmental Resources Company
3450 S. 344th Way Suite 100
Auburn, WA 98001-5931

Subject: *Quarterly Ground Water Monitoring and
Remediation System Status Report, Third Quarter 2005*
Tesoro Station No. 67106
Former Beacon Station No. 3720
1088 Marina Boulevard
San Leandro, California
RDM Project No. 00-67106

RECEIVED
NOV 10 2005

Dear Mr. Baker:

On Behalf of Tesoro Environmental Resources Company, RDM Environmental (RDM) has prepared the following quarterly ground water monitoring and remediation system status report for the subject site. This report describes quarterly ground water monitoring and remediation system status for the **Third Quarter 2005**.

Work Performed During the Third Quarter 2005:

- RDM performed ground water sampling on **August 10, 2005**.
- RDM continued operation and maintenance on the remediation system.

STATUS OF GROUND WATER MONITORING

Cumulative ground water sampling information is tabulated in Table 1. A site topographic map, site map, and ground water elevation contour map are shown as Figures 1 through 3, respectively. Analytical isoconcentration maps are presented as Figures 4 through 6. The site history is included in Enclosure A, the quarterly monitoring data sheets are included in Enclosure B and the ground water analytical results are included in Enclosure C. Historical ground water monitoring data is included in Enclosure D.

- Historical ground water flow direction is to the southwest.

STATUS OF REMEDIATION SYSTEM

Operation and maintenance is performed bi-monthly by RDM on a remediation system consisting of soil vapor extraction (SVE), air sparge, and ozone sparge components. The process flow diagram for the remediation system is shown as Figure 7.

Cost Effective Solutions

Operation & Maintenance Site Visits:

- Operation and maintenance site visits were conducted for the **Third Quarter 2005** on:
 - **July 20 and 28, 2005**
 - **August 4 and 24, 2005**
 - **September 14 and 29, 2005**
- No significant modifications to the system were performed during the **Third Quarter 2005**.

Soil Vapor Extraction System Performance:

- The SVE system operated continuously during the **Third Quarter 2005** and removed approximately 44 pounds of vapor equivalent gasoline.
- As of **September 29, 2005**, the SVE system has removed approximately 3,058 pounds (501 gallons) of vapor equivalent gasoline.
- Soil vapor extraction is conducted on MW-1 through MW-5, MW-8, MW-9 and vapor well VW-1.
- The SVE analytical results are included in Table 2 and the SVE performance data is included in Table 3. Remediation system analytical results are included in Enclosure E.

Air Sparging System Performance:

- The air sparge system operated continuously during the **Third Quarter 2005**.
- The air sparging system is connected to sparge points SP-1 through SP-6.

Ozone Sparging System Performance:

- The ozone system was installed on **December 4, 2004**.
- Since system startup, the ozone system has operated continuously.
- Ozone is being injected into monitoring wells MW-1, MW-4, and MW-5.
- Valves on the SVE manifold for monitoring wells MW-1, MW-4, and MW-5 are closed to prevent ozone from leaking into the SVE system.

CONCLUSIONS/RECOMMENDATIONS

RDM recommends continued operation of the SVE, air sparge, and ozone system, and quarterly ground water monitoring. The existing ozone system has reduced total petroleum hydrocarbons (TPHg) as gasoline in monitoring well MW-4 by 68% since system startup. The ozone system has produced similar reductions in benzene and methyl-t-butyl ether concentrations in ground water. Based on injection performance of the ozone system, MW-2 and MW-3 will be added to the ozone system during the **Forth Quarter 2005**.

The interpretations contained in this report represent our professional opinions and are based, in part, on information supplied by the client. These opinions are based on currently available information and are arrived at in accordance with currently accepted hydrogeologic and engineering practices at this time and location. Other than this, no warranty is implied or intended.

Mr. Jeff Baker
Tesoro Petroleum
November 10, 2005
Page 3

RDM recommends a copy of this report be forwarded to the following people.


Mr. Jerry T. Wickham
Alameda County Health Care Agency
Department of Environmental Health
1131 Harbor Parkway, Room 250
Alameda, CA 94502-6577

Mr. John Camp
Environmental Service Division
City of San Leandro
835 East 14th Street
San Leandro, CA 94577


Case Worker
California Regional Water Quality Control Board
San Francisco Bay Region
1515 Clay Street, Suite 1400
Oakland, CA 94612

If you have any questions concerning this project, please contact Richard Munsch at (916) 415-1134.

RDM ENVIRONMENTAL


Richard D. Munsch
Project Manager


Michael G. Lee, P.E.
California Registered Civil Engineer No. C055795



RDM (67106 3Q GWM 8-10-05.doc)

Enclosures:

- Enclosure A: Site Background Information
- Enclosure B: Ground Water Sampling Information
- Enclosure C: Ground Water Analytical Results
- Enclosure D: Historical Ground Water Monitoring Data
- Enclosure E: Remediation System Analytical Results

TABLE 1

GROUND WATER MONITORING DATA

Tesoro Station No. 67106
Former Beacon Station No. 3720
1088 Marina Boulevard
San Leandro, California

Monitoring Well	Date	Reference Elevation (ft) *	Depth to Ground Water (ft)	Ground Water Elevation (ft)	Benzene (µg/L)	Toluene (µg/L)	Ethyl-benzene (µg/L)	Total Xylenes (µg/L)	TPH as gasoline (µg/L)	MTBE (µg/L)	Oxygenates (µg/L)	Comments	
MW-1	03/12/98	33.10	11.09	22.01	<0.5	<0.5	5.0	2.8	100	<5.0	NA	No sheen	
	05/28/98		11.36	21.74	<0.5	<0.5	<0.5	<0.5	<50	<5.0	NA	No sheen	
	08/31/98		12.61	20.49	<0.5	<0.5	<0.5	1.4	130	<5.0	NA	No sheen	
	11/19/98		13.84	19.26	0.75	<0.5	<0.5	6.4	3.0	120	<5.0	NA	No sheen
	03/15/99		11.95	21.15	<0.5	<0.5	<0.5	<0.5	<50	<5.0	NA	No sheen	
	06/07/99		13.45	19.65	1.6	1.9	230	110	5,200	<5.0	NA	No sheen	
	09/07/99		13.10	20.00	1.0	<0.5	22	15	490	<5.0	NA	No sheen	
	12/13/99		14.29	18.81	<2.5	<2.5	170	110	4,100	<2.5	NA	No sheen	
	03/08/00		11.22	21.88	<0.5	<0.5	21	7.7	1,200	150	NA	No sheen	
	06/12/00		12.85	20.25	1.5	0.9	160	98	3,000	34	NA	No sheen	
	11/15/00		14.19	18.91	<2.0	<2.0	470	390	8,500	14,000	NA	No sheen	
	02/27/01		12.35	20.75	5.4	2.6	260	190	6,100	4,300	NA	No sheen	
	05/22/01		14.18	18.92	8.9	13	1,100	1,300	21,000	2,300	NA	No sheen	
	09/05/01	13.70	19.10	<2.0	3.6	600	850	12,000	93	NA	No sheen		
	11/07/01	14.25	18.85	<5.0	<5.0	1,300	1,600	23,000	87	NA	No sheen		
	02/11/02	35.47	13.05	22.42	<0.5	<0.5	140	150	4,500	18	NA	No sheen	
	06/03/02	13.31	22.16	<2.5	<2.5	520	460	12,000	12	NA	No sheen		
	08/06/02	13.75	21.72	<0.5	<0.5	710	580	22,000	15	NA	No sheen		
	11/14/02	14.10	21.37	<5.0	<5.0	300	250	16,000	8.1	ND	No sheen		
	02/20/03	12.80	22.67	<1.5	<1.5	130	89	7,300	9.3	ND	No sheen		
	05/15/03	12.90	22.57	<2.5	<2.5	270	120	14,000	4.7	ND	No sheen		
	07/31/03	13.50	21.97	<5.0	<5.0	380	230	18,000	5.2	ND	No sheen		
	10/28/03	14.42	21.05	<5.0	<5.0	340	210	17,000	<5.0	ND	No sheen		
	02/28/04	12.72	22.75	<2.0	<2.0	140	48	10,000	4.8	ND	No sheen		
	04/16/04	13.52	21.95	<0.5	<0.5	29	11	2,800	2.1	ND	No sheen		
	07/16/04	14.04	21.43	<0.5	0.57	130	74	5,500	1.4	ND	No sheen		
11/13/04	13.99	21.43	<0.70	<0.70	56	25	4,000	ND	ND	No sheen			
02/04/05	13.36	22.11	0.57	<0.5	140	58	9,700	0.75	ND	No sheen			
04/08/05	12.43	23.04	<1.5	<1.5	84	24	8,100	<1.5	ND	No sheen			
08/10/05	13.62	21.85	<1.5	<1.5	92	32	8,700	<1.5	ND	No sheen			
MW-2	03/12/98	32.80	10.92	21.88	32	1.0	12	6.5	440	20	NA	No sheen	
	05/28/98		10.41	22.39	<0.5	<0.5	<0.5	<0.5	<50	27	NA	No sheen	
	08/31/98		12.29	20.51	9.3	0.95	4.9	8.8	270	20	NA	No sheen	
	11/19/98		13.47	19.33	16	0.72	<0.5	4.3	180	7.4	NA	No sheen	
	03/15/99		11.95	20.85	12	3.5	59	840	2,400	10	NA	No sheen	
	06/07/99		13.11	19.69	21	0.99	6.9	10	690	6.1	NA	No sheen	
	09/07/99		12.92	19.88	7.8	1.2	42	100	610	<5.0	NA	No sheen	
	12/13/99		13.96	18.84	26	0.93	52	96	3,000	<5.0	NA	No sheen	
	03/08/00		10.87	21.93	<0.5	<0.5	<0.5	<0.5	<50	<5.0	NA	No sheen	
	06/12/00		12.53	20.27	51	17	170	320	5,500	18	NA	No sheen	
	11/15/00		13.96	18.84	75	48	1,200	2,800	16,000	19,000	NA	No sheen	
	02/27/01		12.29	20.51	54	24	320	870	10,000	6,000	NA	No sheen	
	05/22/01		15.51	17.29	12	5.0	79	100	2,400	3,500	NA	No sheen	
	09/05/01	13.75	19.05	120	180	1,500	5,100	34,000	400	NA	No sheen		
	11/07/01	13.99	18.81	87	170	1,400	3,700	32,000	870	NA	No sheen		
	02/11/02	35.11	12.98	22.13	170	250	1,600	4,700	34,000	390	NA	No sheen	
	06/03/02	13.24	21.87	130	260	1,700	5,100	29,000	110	NA	No sheen		
	08/06/02	13.73	21.38	110	240	1,700	4,700	34,000	84	NA	No sheen		
	11/14/02	13.55	21.56	51	150	1,300	3,600	35,000	39	ND	No sheen		
	02/20/03	11.80	23.31	67	130	1,100	2,800	23,000	71	ND	No sheen		
	05/15/03	12.27	22.84	57	110	840	2,300	19,000	43	ND	No sheen		
	07/31/03	13.46	21.65	78	210	2,000	5,000	31,000	36	ND	No sheen		
	10/28/03	14.09	21.02	59	120	2,000	3,600	32,000	19	ND	No sheen		
	02/28/04	12.27	22.84	21	26	520	980	10,000	35	ND	No sheen		
	04/16/04	13.22	21.89	30	30	540	890	11,000	30	23 ^c	No sheen		
	07/16/04	13.76	21.35	42	36	1,200	2,300	21,000	17	ND	No sheen		
11/13/04	13.79	21.35	25	27	780	1,300	14,000	9.1	ND	No sheen			
02/04/05	13.08	22.03	24	20	720	1,000	14,000	8.6	ND	No sheen			
04/08/05	12.11	23.00	19	11	580	630	14,000	7.9	ND	No sheen			
08/10/05	13.27	21.84	21	11	610	520	13,000	7.6	ND	No sheen			

TABLE 1

GROUND WATER MONITORING DATA

Tesoro Station No. 67106
Former Beacon Station No. 3720
1088 Marina Boulevard
San Leandro, California

Monitoring Well	Date	Reference Elevation (ft) ^a	Depth to Ground Water (ft)	Ground Water Elevation (ft)	Benzene (µg/L)	Toluene (µg/L)	Ethyl-benzene (µg/L)	Total Xylenes (µg/L)	TPH as gasoline (µg/L)	MTBE (µg/L)	Oxygenates (µg/L)	Comments
MW-3	03/12/98	32.30	10.81	21.49	0.67	<0.5	7.1	3.4	1,200	7.3	NA	No sheen
	05/28/98		11.45	20.85	<0.5	0.5	<0.5	<0.5	350	<5.0	NA	No sheen
	08/31/98		12.21	20.09	<0.5	0.89	0.69	<0.5	240	<5.0	NA	No sheen
	11/19/98		13.26	19.04	5.3	0.72	0.86	4.2	440	<5.0	NA	No sheen
	03/15/99		11.89	20.41	3.3	1.3	0.77	<0.5	410	<5.0	NA	No sheen
	06/07/99		12.91	19.39	<0.5	2.0	<0.5	0.66	680	<5.0	NA	No sheen
	09/07/99		12.81	19.49	<0.5	0.62	<0.5	8.7	150	12	NA	No sheen
	12/13/99		13.75	18.55	<0.5	0.52	<0.5	1.0	830	<5.0	NA	No sheen
	03/08/00		11.39	20.91	0.58	<0.5	0.77	<0.5	960	<5.0	NA	No sheen
	06/12/00		12.58	19.72	1.7	<0.5	46	6.3	1,700	<5.0	NA	No sheen
	11/15/00		13.85	18.45	<200	<200	<200	<200	<20,000	84,000	NA	No sheen
	02/27/01		12.22	20.08	98	<20	130	30	3,500	16,000	NA	No sheen
	05/22/01		13.66	18.64	41	<20	20	<20	<2,000	5,800	NA	No sheen
	09/05/01		13.41	18.89	9.9	1.5	49	8.2	5,300	430	NA	No sheen
	11/07/01		13.85	18.45	9.4	1.8	47	8.8	6,500	1,600	NA	No sheen
	02/11/02	34.84	12.86	21.98	8.9	<2.0	14	<2.0	2,400	530	NA	No sheen
	06/03/02	13.10	21.74	13	0.77	19	0.94	2,100	110	NA	No sheen	
	08/06/02	13.52	21.32	25	2.5	12	1.1	2,800	120	NA	No sheen	
	11/14/02	13.49	21.35	29	0.89	3.7	<0.5	2,200	420	1.1 ^b , 19 ^c	No sheen	
	02/20/03	12.92	21.92	2.5	<0.5	<0.5	<0.5	2,400	340	13 ^c	No sheen	
	05/15/03	12.83	22.01	2.0	<0.5	1.2	<0.5	2,100	200	0.85 ^b , 15 ^c	No sheen	
	07/31/03	13.44	21.40	1.2	<0.5	<0.5	<0.5	1,600	330	0.81 ^b , 15 ^c	No sheen	
	10/28/03	13.92	20.92	1.0	<0.5	<0.5	<0.5	1,600	160	7.1 ^c	No sheen	
	02/28/04	12.50	22.34	1.2	<0.5	0.74	<0.5	1,400	58	74 ^c	No sheen	
	04/16/04	13.07	21.77	1.2	<0.5	<0.5	<0.5	1,400	45	95 ^c	No sheen	
	07/16/04	13.62	21.22	6.1	1.1	<0.5	0.83	1,900	43	21 ^c	No sheen	
	11/13/04	13.70	21.22	4.7	0.79	<0.5	<0.5	1,300	30	82 ^c	No sheen	
	02/04/05	12.94	21.90	0.79	<0.5	<0.5	<0.5	1,300	10	12 ^c	No sheen	
	04/08/05	12.10	22.74	<0.5	<0.5	<0.5	<0.5	770	4.2	ND	No sheen	
	08/10/05	13.19	21.65	3.4	0.61	0.57	<0.5	1,600	6.3	11 ^c	No sheen	
MW-4	03/12/98	32.90	11.31	21.59	2,200	1,500	630	3,000	14,000	440	NA	No sheen
	05/28/98		10.40	22.50	<0.5	0.75	0.68	6.9	67	26	NA	No sheen
	08/31/98		12.54	20.36	1.8	2.5	0.65	3.4	<50	<5.0	NA	No sheen
	11/19/98		13.99	18.91	<0.5	<0.5	<0.5	0.61	<50	17	NA	No sheen
	03/15/99		12.06	20.84	1.2	1.6	0.76	4.5	160	9.3	NA	No sheen
	06/07/99		13.57	19.33	210	370	350	2,000	5,800	<20	NA	No sheen
	09/07/99		10.30	22.60	2.2	2.8	4.8	25	130	12	NA	No sheen
	12/13/99		14.18	18.72	1.3	1.0	1.2	4.8	<50	12	NA	No sheen
	03/08/00		11.77	21.13	78	200	160	750	3,700	11	NA	No sheen
	06/12/00		13.47	19.43	<0.5	<0.5	<0.5	<0.5	<50	24	NA	No sheen
	11/15/00		14.33	18.57	12	38	28	130	710	1,300	NA	No sheen
	02/27/01		14.25	18.65	67	300	310	1,400	6,500	1,000	NA	No sheen
	05/22/01		13.99	18.91	2.1	5.6	4.8	20	130	350	NA	No sheen
	09/05/01		15.75	17.15	110	670	250	1,300	6,200	600	NA	No sheen
	11/07/01		16.10	16.80	40	270	180	940	4,100	110	NA	No sheen
	02/11/02	35.33	15.04	20.29	91	590	620	3,000	14,000	350	NA	No sheen
	06/03/02	13.61	21.72	69	390	190	1,100	4,300	240	NA	No sheen	
	08/06/02	15.01	20.32	100	690	570	2,900	13,000	170	NA	No sheen	
	11/14/02	13.98	21.35	65	380	550	3,400	20,000	130	ND	No sheen	
	02/20/03	13.33	22.00	57	240	650	3,700	18,000	98	ND	No sheen	
	05/15/03	13.29	22.04	44	100	200	1,200	8,500	120	21 ^f	No sheen	
	07/31/03	13.76	21.57	42	59	250	1,400	11,000	87	ND	No sheen	
	10/28/03	14.48	20.85	80	40	130	650	8,100	130	20 ^c	No sheen	
	02/28/04	12.96	22.37	85	430	570	3,700	17,000	67	ND	No sheen	
	04/16/04	13.57	21.76	72	420	570	3,800	19,000	60	ND	No sheen	
	07/16/04	14.16	21.17	46	330	360	2,200	10,000	58	28 ^c	No sheen	
	11/13/04	14.34	21.17	50	240	360	2,200	9,400	22	ND	No sheen	
	02/04/05	13.56	21.77	14	160	170	1,100	4,800	7.9	ND	No sheen	
	04/08/05	12.65	22.68	15	160	200	1,200	5,800	6.6	ND	No sheen	
	08/10/05	13.73	21.60	7.0	110	100	570	3,000	5.2	9.9 ^c	No sheen	

TABLE 1

GROUND WATER MONITORING DATA

Tesoro Station No. 67106
Former Beacon Station No. 3720
1088 Marina Boulevard
San Leandro, California

Monitoring Well	Date	Reference Elevation (ft) ^a	Depth to Ground Water (ft)	Ground Water Elevation (ft)	Benzene (µg/L)	Toluene (µg/L)	Ethyl-benzene (µg/L)	Total Xylenes (µg/L)	TPH as gasoline (µg/L)	MTBE (µg/L)	Oxygenates (µg/L)	Comments
MW-5	03/12/98	32.70	11.11	21.59	2,600	160	470	2,200	12,000	<250	NA	No sheen
	05/28/98		10.92	21.78	480	99	160	730	4,700	<250	NA	No sheen
	08/31/98		12.79	19.91	200	14	55	220	1,400	180	NA	No sheen
	11/19/98		13.39	19.31	1.4	<0.5	<0.5	<0.5	<50	39	NA	No sheen
	03/15/99		11.71	20.99	320	17	290	780	3,400	33	NA	No sheen
	06/07/99		13.26	19.44	220	8.9	240	290	3,200	<25	NA	No sheen
	09/07/99		9.70	23.00	8.5	<0.5	8.5	12	140	38	NA	No sheen
	12/13/99		14.06	18.64	<0.5	<0.5	<0.5	13	140	<5.0	NA	No sheen
	03/08/00		11.80	20.90	0.66	<0.5	2.5	30	280	<5.0	NA	No sheen
	06/12/00		12.99	19.71	22	1.2	79	170	2,700	6.4	NA	No sheen
	11/15/00		14.23	18.47	36	1.6	180	180	4,500	10	NA	No sheen
	02/27/01		12.66	20.04	33	1.6	160	220	2,800	110	NA	No sheen
	05/22/01	13.58	19.12	49	2.2	180	230	3,200	240	NA	No sheen	
	09/05/01	14.05	18.65	28	1.0	100	100	2,400	560	NA	No sheen	
	11/07/01	14.32	18.38	<2.0	<2.0	2.1	20	390	590	NA	No sheen	
	02/11/02	13.31	35.09	21.78	19	<5.0	59	52	1,200	1,800	NA	No sheen
	06/03/02	13.55		21.54	44	<2.0	150	210	3,200	610	NA	No sheen
	08/06/02	14.10		20.99	42	<2.0	140	150	3,200	820	NA	No sheen
	11/14/02	14.03		21.06	29	1.3	94	100	2,900	560	100 ^f	No sheen
	02/20/03	13.35		21.74	22	<1.0	81	77	2,900	270	170 ^f	No sheen
	05/15/03	13.11		21.98	55	1.8	94	85	3,700	220	0.64 ^b , 170 ^f	No sheen
	07/31/03	13.88		21.21	45	1.1	26	19	2,400	200	180 ^f	No sheen
	10/28/03	14.41		20.68	6.8	<0.5	4.4	1.1	570	77	8.0 ^f	No sheen
	02/28/04	12.89		22.20	37	1.4	130	120	3,400	72	32 ^f	No sheen
	04/16/04	13.41		21.68	26	0.73	45	53	2,400	81	130 ^f	No sheen
07/16/04	13.92	21.17		24	0.85	36	20	2,100	71	46 ^f	No sheen	
11/13/04	14.35	21.17		19	0.55	37	17	1,600	38	59 ^f	No sheen	
02/04/05	13.48	21.61		40	1.40	120	80	4,500	32	43 ^f	No sheen	
04/08/05	12.42	22.67	<0.5	<0.5	<0.5	<0.5	67	7.9	ND	No sheen		
08/10/05	13.36	21.73	<0.5	<0.5	<0.5	<0.5	<50	1.5	ND	No sheen		
MW-6	03/12/98	30.40	10.49	19.91	<0.5	<0.5	<0.5	<0.5	<50	<5.0	NA	No sheen
	05/28/98		10.58	19.82	<0.5	<0.5	<0.5	<0.5	<50	<5.0	NA	No sheen
	08/31/98		10.85	19.55	<0.5	<0.5	<0.5	<0.5	<50	<5.0	NA	No sheen
	11/19/98		10.88	19.52	<0.5	<0.5	<0.5	<0.5	<50	<5.0	NA	No sheen
	03/15/99		10.83	19.57	<0.5	<0.5	<0.5	<0.5	<50	<5.0	NA	No sheen
	06/07/99		11.01	19.39	<0.5	<0.5	<0.5	<0.5	<50	<5.0	NA	No sheen
	09/07/99		11.89	18.51	<0.5	<0.5	<0.5	<0.5	<50	<5.0	NA	No sheen
	12/13/99		12.09	18.31	<0.5	<0.5	<0.5	<0.5	<50	<5.0	NA	No sheen
	03/08/00		10.02	20.38	<0.5	<0.5	<0.5	<0.5	<50	<5.0	NA	No sheen
	06/12/00		11.07	19.33	<0.5	<0.5	<0.5	<0.5	<50	<5.0	NA	No sheen
	11/15/00		12.34	18.06	<0.5	<0.5	<0.5	<0.5	<50	<5.0	NA	No sheen
	02/27/01		10.75	19.65	<0.5	<0.5	<0.5	<0.5	<50	<5.0	NA	No sheen
	05/22/01	11.55	18.85	<0.5	<0.5	<0.5	<0.5	<50	<5.0	NA	No sheen	
	09/05/01	12.10	18.30	<0.5	<0.5	<0.5	<0.5	<50	<5.0	NA	No sheen	
	11/07/01	12.31	18.09	<0.5	<0.5	<0.5	<0.5	<50	<5.0	NA	No sheen	
	02/11/02	11.05	32.74	21.69	<0.5	<0.5	<0.5	<0.5	<50	<5.0	NA	No sheen
	06/03/02	11.70		21.40	<0.5	<0.5	<0.5	<0.5	<50	<5.0	NA	No sheen
	08/06/02	12.28		20.46	<0.5	<0.5	<0.5	<0.5	<50	<5.0	NA	No sheen
	11/14/02	12.46		20.28	<0.5	<0.5	<0.5	<0.5	<50	<5.0	ND	No sheen
	02/20/03	11.26		21.48	<0.5	<0.5	<0.5	<0.5	<50	<5.0	ND	No sheen
	05/15/03	11.85		20.89	<0.5	<0.5	<0.5	<0.5	<50	<5.0	ND	No sheen
	07/31/03	11.73		21.01	<0.5	<0.5	<0.5	<0.5	<50	<5.0	ND	No sheen
	10/28/03	12.38		20.36	<0.5	<0.5	<0.5	<0.5	<50	<5.0	ND	No sheen
	02/28/04	11.88		20.86	<0.5	<0.5	<0.5	<0.5	<50	<5.0	ND	No sheen
	04/16/04	11.85		20.89	<0.5	<0.5	<0.5	<0.5	<50	<5.0	ND	No sheen
07/16/04	12.84	19.90		<0.5	<0.5	<0.5	<0.5	<50	<5.0	ND	No sheen	
11/13/04	12.13	19.90		<0.5	<0.5	<0.5	<0.5	<50	<5.0	ND	No sheen	
02/04/05	11.14	21.60		<0.5	<0.5	<0.5	<0.5	<50	<5.0	ND	No sheen	
04/08/05	10.94	21.80	<0.5	<0.5	<0.5	<0.5	<50	<5.0	ND	No sheen		
08/10/05	11.42	21.32	<0.5	<0.5	<0.5	<0.5	<50	<5.0	ND	No sheen		

TABLE 1

GROUND WATER MONITORING DATA

Tesoro Station No. 67106
Former Beacon Station No. 3720
1088 Marina Boulevard
San Leandro, California

Monitoring Well	Date	Reference Elevation (ft) *	Depth to Ground Water (ft)	Ground Water Elevation (ft)	Benzene (µg/L)	Toluene (µg/L)	Ethyl-benzene (µg/L)	Total Xylenes (µg/L)	TPH as gasoline (µg/L)	MTBE (µg/L)	Oxygenates (µg/L)	Comments		
MW-7	03/12/98	31.20	10.14	21.06	<0.5	<0.5	<0.5	<0.5	<50	<5.0	NA	No sheen		
	05/28/98		10.93	20.27	<0.5	<0.5	<0.5	<0.5	<50	<5.0	NA	No sheen		
	08/31/98		12.01	19.19	<0.5	<0.5	<0.5	<0.5	<50	<5.0	NA	No sheen		
	11/19/98		12.54	18.66	<0.5	<0.5	<0.5	<0.5	<50	<5.0	NA	No sheen		
	03/15/99		10.94	20.26	<0.5	<0.5	<0.5	<0.5	<50	<5.0	NA	No sheen		
	06/07/99		12.05	19.15	<0.5	<0.5	<0.5	<0.5	<50	<5.0	NA	No sheen		
	09/07/99		12.67	18.53	<0.5	<0.5	<0.5	<0.5	<50	<5.0	NA	No sheen		
	12/13/99		12.73	18.47	<0.5	<0.5	<0.5	<0.5	<50	<5.0	NA	No sheen		
	03/08/00		10.90	20.30	<0.5	<0.5	<0.5	<0.5	<50	<5.0	NA	No sheen		
	06/12/00		12.61	18.59	<0.5	<0.5	<0.5	<0.5	<50	<5.0	NA	No sheen		
	11/15/00		13.06	18.14	<0.5	<0.5	<0.5	<0.5	<50	<5.0	NA	No sheen		
	02/27/01		11.85	19.35	<0.5	<0.5	<0.5	<0.5	<50	<5.0	NA	No sheen		
	05/22/01		12.31	18.89	<0.5	<0.5	<0.5	<0.5	<50	<5.0	NA	No sheen		
	09/05/01		12.85	18.35	<0.5	<0.5	<0.5	<0.5	<50	<5.0	NA	No sheen		
	11/07/01		12.75	18.45	<0.5	<0.5	<0.5	<0.5	<50	<5.0	NA	No sheen		
	02/11/02		33.64	NM	NC	NS	NS	NS	NS	NS	NS	NS	NS	No sheen
	06/03/02			12.58	21.06	<0.5	<0.5	<0.5	<0.5	<50	0.95	NA	NS	No sheen
	08/06/02	12.93		20.71	<0.5	<0.5	<0.5	<0.5	<50	<0.5	NA	NS	No sheen	
	11/14/02	13.04		20.60	<0.5	<0.5	<0.5	<0.5	<50	<0.5	ND	NS	No sheen	
	02/20/03	12.75		20.89	<0.5	<0.5	<0.5	<0.5	<50	<0.5	ND	NS	No sheen	
	05/15/03	12.45		21.19	<0.5	<0.5	<0.5	<0.5	<50	0.69	ND	NS	No sheen	
	07/31/03	12.80		20.84	<0.5	<0.5	<0.5	<0.5	<50	0.65	ND	NS	No sheen	
	10/28/03	NM		NC	NS	NS	NS	NS	NS	NS	NS	NS	NS	No sheen
	02/28/04	12.21		21.43	<0.5	<0.5	<0.5	<0.5	<0.5	<50	<0.5	ND	NS	No sheen
	04/16/04	12.26		21.38	<0.5	<0.5	<0.5	<0.5	<0.5	<50	<0.5	ND	NS	No sheen
	07/16/04	12.85		20.79	<0.5	<0.5	<0.5	<0.5	<0.5	<50	<0.5	ND	NS	No sheen
	11/13/04	13.01		20.79	<0.5	<0.5	<0.5	<0.5	<0.5	<50	<0.5	ND	NS	No sheen
	02/04/05	12.57		21.07	<0.5	<0.5	<0.5	<0.5	<0.5	<50	<0.5	ND	NS	No sheen
	04/08/05	11.82		21.82	<0.5	<0.5	<0.5	<0.5	<0.5	<50	0.78	ND	NS	No sheen
	08/10/05	12.44		21.20	<0.5	<0.5	<0.5	<0.5	<0.5	<50	<0.5	ND	NS	No sheen
	MW-8	03/12/98		33.80	11.81	21.99	1.4	<0.5	<0.5	<0.5	72	<5.0	NA	No sheen
		05/28/98	12.14		21.66	<0.5	<0.5	<0.5	<0.5	<50	<5.0	NA	No sheen	
		08/31/98	13.16		20.64	<0.5	<0.5	<0.5	<0.5	<50	<5.0	NA	No sheen	
11/19/98		14.56	19.24		510	24	1,200	2,800	14,000	<5.0	NA	No sheen		
03/15/99		12.40	21.40		160	16	910	2,100	14,000	<50	NA	No sheen		
06/07/99		14.06	19.74		330	14	470	880	7,800	<50	NA	No sheen		
09/07/99		14.01	19.79		150	2.6	260	370	3,200	<50	NA	No sheen		
12/13/99		14.91	18.89		35	<5.0	280	730	6,700	<50	NA	No sheen		
03/08/00		11.85	21.95		<0.5	<0.5	<0.5	<0.5	<50	<5.0	NA	No sheen		
06/12/00		13.59	20.21		4.0	<0.5	4.9	2.1	140	<5.0	NA	No sheen		
11/15/00		14.94	18.86		2.0	<0.5	3.1	2.6	100	110	NA	No sheen		
02/27/01		NM	NC		NS	NS	NS	NS	NS	NS	NA	NA	Tank Over Well	
05/22/01		NM	NC		NS	NS	NS	NS	NS	NS	NA	NA	Tank Over Well	
09/05/01		14.68	19.12		160	<2.0	200	330	4,800	850	NA	NA	No sheen	
11/07/01		15.10	18.70		1.1	<1.0	2.0	6.1	<100	590	NA	NA	No sheen	
02/11/02		36.08	14.06		22.02	7.9	<5.0	16	22	<500	1,700	NA	NA	No sheen
06/03/02			14.25		21.83	20.0	<2.0	19	35	550	650	NA	NA	No sheen
08/06/02			14.55	21.53	220	<2.0	170	280	4,800	1,000	NA	NA	No sheen	
11/14/02			14.73	21.35	250	<2.5	160	220	4,800	1,200	47 ^c	NA	No sheen	
02/20/03			13.81	22.27	17	<1.0	19	42	760	520	16 ^c	NA	No sheen	
05/15/03			13.68	22.40	14	<0.5	16	23	690	370	0.79 ^b , 10 ^c	NA	No sheen	
07/31/03			14.54	21.54	29	<1.0	15	18	700	380	36 ^c	NA	No sheen	
10/28/03			15.09	20.99	87	<1.0	34	40	2,000	490	130 ^c	NA	No sheen	
02/28/04			13.45	22.63	21	<0.5	15	49	1,100	200	110 ^c	NA	No sheen	
04/16/04			14.19	21.89	57	<0.5	52	75	2,900	300	140 ^c	NA	No sheen	
07/16/04			14.76	21.32	32	<0.5	34	51	2,000	92	67 ^c	NA	No sheen	
11/13/04			14.91	21.32	30	0.64	84	92	4,100	61	76 ^c	NA	No sheen	
02/04/05			14.09	21.99	27	<0.5	65	92	2,700	56	38 ^c	NA	No sheen	
04/08/05			13.11	22.97	1.1	<0.5	<0.5	<0.5	81	6.9	ND	NA	No sheen	
08/10/05			14.20	21.88	14	<0.5	26	22	2,000	27	22 ^c	NA	No sheen	

TABLE 1

GROUND WATER MONITORING DATA

Tesoro Station No. 67106
Former Beacon Station No. 3720
1088 Marina Boulevard
San Leandro, California

Monitoring Well	Date	Reference Elevation (ft) ^a	Depth to Ground Water (ft)	Ground Water Elevation (ft)	Benzene (µg/L)	Toluene (µg/L)	Ethyl-benzene (µg/L)	Total Xylenes (µg/L)	TPH as gasoline (µg/L)	MTBE (µg/L)	Oxygenates (µg/L)	Comments
MW-9	03/12/98	32.56	10.93	21.63	320	23	180	720	3,700	190	NA	No sheen
	05/28/98		11.31	21.25	110	6.4	87	300	2,200	220	NA	No sheen
	08/31/98		12.16	20.40	240	23	690	1,900	11,000	<50	NA	No sheen
	11/19/98		11.04	21.52	7.7	<0.5	10	22	280	67	NA	No sheen
	03/15/99		11.81	20.75	<0.5	<0.5	<0.5	1.2	<50	<5.0	NA	No sheen
	06/07/99		12.21	20.35	9.3	0.86	9.7	12	340	<5.0	NA	No sheen
	09/07/99		10.10	22.46	0.76	<0.5	1.9	0.8	72	9.9	NA	No sheen
	12/13/99		13.64	18.92	<0.5	<0.5	<0.5	<0.5	60	<5.0	NA	No sheen
	03/08/00		10.88	21.68	<0.5	<0.5	<0.5	<0.5	<50	<5.0	NA	No sheen
	06/12/00		12.50	20.06	0.9	<0.5	2.7	1.3	640	10	NA	No sheen
	11/15/00		13.60	18.96	<0.5	<0.5	0.69	<0.5	200	12	NA	No sheen
	02/27/01		12.15	20.41	0.61	<0.5	2.2	1.2	360	42	NA	No sheen
	05/22/01		13.20	19.36	0.57	<0.5	2.1	0.61	330	290	NA	No sheen
	09/05/01		13.10	19.46	<2.0	<2.0	<2.0	<2.0	<200	1,100	NA	No sheen
	11/07/01		13.85	18.71	1.0	<1.0	<1.0	<1.0	230	510	NA	No sheen
	02/11/02	12.98	34.63	21.65	<0.5	<0.5	<0.5	<0.5	<50	41	NA	No sheen
	06/03/02	12.48		22.15	<0.5	<0.5	<0.5	<0.5	<50	55	NA	No sheen
	08/06/02	13.16		21.47	<0.5	<0.5	<0.5	<0.5	<50	65	NA	No sheen
	11/14/02	13.15		21.48	<0.5	<0.5	<0.5	<0.5	<50	47	ND	No sheen
	02/20/03	12.46		22.17	<0.5	<0.5	<0.5	<0.5	<50	28	ND	No sheen
	05/15/03	12.26		22.37	<0.5	<0.5	<0.5	<0.5	<50	8.9	ND	No sheen
	07/31/03	12.94		21.69	<0.5	<0.5	<0.5	<0.5	<50	0.85	ND	No sheen
	10/28/03	13.83		20.80	<0.5	<0.5	<0.5	<0.5	<50	0.76	ND	No sheen
	02/28/04	12.59		22.04	<0.5	<0.5	<0.5	<0.5	<50	<0.5	ND	No sheen
	04/16/04	13.04		21.59	<0.5	<0.5	<0.5	<0.5	53	<0.5	ND	No sheen
	07/16/04	13.52		21.11	<0.5	<0.5	<0.5	<0.5	56	<0.5	ND	No sheen
	11/13/04	13.68		21.11	<0.5	<0.5	<0.5	<0.5	<50	<0.5	ND	No sheen
	02/04/05	13.04		21.59	<0.5	<0.5	<0.5	<0.5	90	<0.5	ND	No sheen
	04/08/05	12.17		22.46	<0.5	<0.5	<0.5	<0.5	150	<0.5	ND	No sheen
	08/10/05	13.04		21.59	<0.5	<0.5	0.76	<0.5	260	<0.5	ND	No sheen

a = Referenced to mean sea level.

b = tert-amyl methyl ether

c = tert-butanol

TPH = Total petroleum hydrocarbons.

MTBE = Methyl tertiary butyl ether.

µg/L = Micrograms per liter.

Oxygenates = methyl-t-butyl ether, diisopropyl ether, ethyl-t-butyl ether, tert-amyl methyl ether, tert-butanol, 1,2-dichloroethane, 1,2-dibromoethane

TABLE 2

SVE SYSTEM ANALYTICAL RESULTS

Tesoro Station No. 67106
 Former Beacon Station No. 3720
 1088 Marina Boulevard
 San Leandro, California

Sample ID	Date	Benzene (ppmv)	Toluene (ppmv)	Ethyl-benzene (ppmv)	Total Xylenes (ppmv)	TPH as gasoline (ppmv)	MTBE (ppmv)
Influent	06/05/97	3.2	0.72	1.2	2.5	220	NA
Effluent	06/05/97	<0.05	<0.05	<0.05	<0.05	<5.0	NA
Influent	07/03/97	0.30	0.67	0.23	1.8	86	NA
Effluent	07/03/97	<0.05	0.054	<0.05	0.13	<5.0	NA
Influent	07/22/97	0.76	1.6	0.92	5.3	270	NA
Effluent	07/22/97	<0.05	<0.05	<0.05	<0.05	<5.0	NA
Influent	08/07/97	2.0	1.3	0.53	2.7	130	NA
Effluent	08/07/97	<0.05	<0.05	<0.05	<0.05	<5.0	NA
Influent	09/04/97	1.8	0.73	1.3	5.9	190	NA
Effluent	09/04/97	<0.05	<0.05	<0.05	<0.05	<5.0	NA
Influent	10/24/97	0.49	0.52	0.35	2.3	54	NA
Effluent	10/24/97	<0.05	<0.05	<0.05	0.057	<5.0	NA
Effluent	11/26/97	0.094	0.089	<0.05	0.062	5.3	NA
Influent	12/10/97	<0.05	0.44	0.076	0.37	5.8	NA
Effluent	12/10/97	<0.05	0.062	<0.05	<0.05	<5.0	NA
Influent	12/12/97	0.59	0.17	0.49	2.0	26	NA
Effluent	12/12/97	<0.05	<0.05	<0.05	<0.05	<5.0	NA
Influent	01/12/98	<0.05	<0.05	<0.05	<0.05	<5.0	NA
Effluent	01/12/98	<0.05	<0.05	<0.05	<0.05	<5.0	NA
Influent	04/23/98	0.18	0.32	0.072	0.47	18	NA
Mid-Carbon	04/23/98	<0.05	<0.05	<0.05	<0.05	<5.0	NA
Effluent	04/23/98	<0.05	<0.05	<0.05	<0.05	<5.0	NA
Influent	06/09/98	<0.05	<0.05	<0.05	<0.05	<5.0	NA
Mid-Carbon	06/09/98	<0.05	<0.05	<0.05	<0.05	<5.0	NA
Effluent	06/09/98	<0.05	<0.05	<0.05	<0.05	<5.0	NA
Influent	07/07/98	0.067	<0.05	<0.05	<0.05	<5.0	NA
Mid-Carbon	07/07/98	<0.05	<0.05	<0.05	<0.05	<5.0	NA
Effluent	07/07/98	<0.05	<0.05	<0.05	<0.05	<5.0	NA
Mid-Carbon	07/21/98	<0.05	<0.05	<0.05	<0.05	<5.0	NA
Influent	08/11/98	<0.05	0.06	<0.05	0.071	<5.0	NA
Mid-Carbon	08/11/98	<0.05	<0.05	<0.05	<0.05	<5.0	NA
Effluent	08/11/98	<0.05	<0.05	<0.05	<0.05	<5.0	NA

TABLE 2

SVE SYSTEM ANALYTICAL RESULTS

Tesoro Station No. 67106
 Former Beacon Station No. 3720
 1088 Marina Boulevard
 San Leandro, California

Sample ID	Date	Benzene (ppmv)	Toluene (ppmv)	Ethyl-benzene (ppmv)	Total Xylenes (ppmv)	TPH as gasoline (ppmv)	MTBE (ppmv)
Influent	09/10/98	0.16	0.46	0.062	0.20	16	NA
Mid-Carbon	09/10/98	<0.05	<0.05	<0.05	<0.05	<5.0	NA
Effluent	09/10/98	<0.05	<0.05	<0.05	<0.05	<5.0	NA
Influent	09/23/98	0.16	0.32	<0.05	0.20	9.4	NA
Mid-Carbon	09/23/98	<0.05	<0.05	<0.05	<0.05	<5.0	NA
Influent	10/20/98	0.63	0.19	0.062	0.17	28	NA
Mid-Carbon	10/20/98	0.79	0.37	<0.05	0.088	48	NA
Effluent	10/20/98	<0.05	<0.05	<0.05	<0.05	<5.0	NA
Influent	11/26/97	0.13	0.43	0.072	0.35	9.2	NA
Influent	12/08/99	0.73	2.2	0.15	0.71	43	NA
Mid-Carbon	12/08/99	<0.05	<0.05	<0.05	<0.05	<5.0	NA
Effluent	12/08/99	<0.05	<0.05	<0.05	<0.05	<5.0	NA
Influent	01/13/99	0.068	0.057	<0.05	0.095	6.5	NA
Mid-Carbon	01/13/99	<0.05	<0.05	<0.05	<0.05	<5.0	NA
Effluent	01/13/99	<0.05	<0.05	<0.05	<0.05	5.4	NA
Effluent	01/28/99	<0.05	<0.05	<0.05	<0.05	<5.0	NA
Influent	02/10/99	1.1	1.2	0.071	0.28	56	NA
Mid-Carbon	02/10/99	<0.05	<0.05	<0.05	<0.05	<5.0	NA
Effluent	02/10/99	<0.05	<0.05	<0.05	<0.05	<5.0	NA
Influent	03/10/99	0.070	<0.05	<0.05	<0.05	<5.0	NA
Mid-Carbon	03/10/99	0.069	<0.05	<0.05	<0.05	28	NA
Effluent	03/10/99	<0.05	<0.05	<0.05	<0.05	<5.0	NA
Influent	04/07/99	0.22	0.078	<0.05	0.060	17	NA
Influent	06/08/99	<0.05	<0.05	<0.05	<0.05	<5.0	NA
Mid-Carbon	06/08/99	<0.05	<0.05	<0.05	<0.05	<5.0	NA
Effluent	06/08/99	<0.05	<0.05	<0.05	<0.05	<5.0	NA
Influent	07/12/99	0.16	0.77	<0.05	0.18	11	NA
Mid-Carbon	07/12/99	<0.05	<0.05	<0.05	<0.05	<5.0	NA
Effluent	07/12/99	<0.05	<0.05	<0.05	<0.05	<5.0	NA
Influent	08/09/99	0.092	1.0	0.20	0.94	12	NA
Mid-Carbon	08/09/99	<0.05	<0.05	<0.05	<0.05	<5.0	NA
Effluent	08/09/99	<0.05	<0.05	<0.05	<0.05	<5.0	NA

TABLE 2

SVE SYSTEM ANALYTICAL RESULTS

Tesoro Station No. 67106
Former Beacon Station No. 3720
1088 Marina Boulevard
San Leandro, California

Sample ID	Date	Benzene (ppmv)	Toluene (ppmv)	Ethyl- benzene (ppmv)	Total Xylenes (ppmv)	TPH as gasoline (ppmv)	MTBE (ppmv)
Influent	09/07/99	0.069	0.41	0.07	0.38	16	NA
Mid-Carbon	09/07/99	<0.05	<0.05	<0.05	<0.05	<5.0	NA
Effluent	09/07/99	<0.05	<0.05	<0.05	<0.05	<5.0	NA
Influent	10/12/99	0.96	8.6	1.1	4.7	150	NA
Mid-Carbon	10/12/99	<0.05	<0.05	<0.05	0.064	<5.0	NA
Effluent	10/12/99	<0.05	<0.05	<0.05	0.063	<5.0	NA
Influent	11/17/99	0.22	1.9	0.32	1.7	21	NA
Mid-Carbon	11/17/99	0.067	<0.05	<0.05	<0.05	<5.0	NA
Effluent	11/17/99	<0.05	<0.05	<0.05	<0.05	<5.0	NA
Influent	12/28/99	1.2	22	2.4	12	570	NA
Mid-Carbon	12/28/99	0.052	<0.05	<0.05	<0.05	<5.0	NA
Effluent	12/28/99	<0.05	<0.05	<0.05	<0.05	<5.0	NA
Influent	01/12/00	0.45	1.7	0.18	1.0	110	NA
Mid-Carbon	01/12/00	<0.05	<0.05	<0.05	<0.05	<5.0	NA
Effluent	01/12/00	<0.05	<0.05	<0.05	<0.05	<5.0	NA
Influent	01/26/00	0.059	0.77	0.19	1.1	14	NA
Mid-Carbon	01/26/00	0.20	<0.05	<0.05	<0.05	<5.0	NA
Effluent	01/26/00	<0.05	<0.05	<0.05	<0.05	<5.0	NA
Influent	02/06/00	0.095	1.4	0.18	0.87	22	NA
Mid-Carbon	02/06/00	0.20	<0.05	<0.05	<0.05	<5.0	NA
Effluent	02/06/00	<0.05	<0.05	<0.05	<0.05	<5.0	NA
Influent	02/09/00	0.45	3.1	0.52	2.8	59	NA
Mid-Carbon	02/09/00	0.18	<0.05	<0.05	<0.05	<5.0	NA
Effluent	02/09/00	<0.05	<0.05	<0.05	<0.05	<5.0	NA
Influent	03/16/00	0.10	3.5	0.54	4.1	46	NA
Mid-Carbon	03/16/00	0.83	0.31	<0.05	<0.05	22	NA
Effluent	03/16/00	<0.05	<0.05	<0.05	<0.05	<5.0	NA
Influent	04/04/00	0.17	1.9	0.29	2.0	23	NA
Mid	04/04/00	<0.05	<0.05	<0.05	<0.05	<5.0	NA
Effluent	04/04/00	<0.05	<0.05	<0.05	<0.05	<5.0	NA
Influent	05/12/00	<0.05	0.059	<0.05	0.091	<5.0	NA
Mid	05/12/00	<0.05	<0.05	<0.05	<0.05	<5.0	NA
Effluent	05/12/00	<0.05	<0.05	<0.05	<0.05	<5.0	NA

TABLE 2

SVE SYSTEM ANALYTICAL RESULTS

Tesoro Station No. 67106
 Former Beacon Station No. 3720
 1088 Marina Boulevard
 San Leandro, California

Sample ID	Date	Benzene (ppmv)	Toluene (ppmv)	Ethyl-benzene (ppmv)	Total Xylenes (ppmv)	TPH as gasoline (ppmv)	MTBE (ppmv)
Influent	06/19/00	<0.05	0.12	<0.05	<0.05	<5.0	NA
Mid	06/19/00	<0.05	<0.05	<0.05	<0.05	<5.0	NA
Effluent	06/19/00	<0.05	<0.05	<0.05	<0.05	<5.0	NA
Influent	07/25/00	2.4	8.1	0.80	3.5	140	NA
Mid	07/25/00	<0.050	0.07	<0.050	<0.050	12	NA
Effluent	07/25/00	<0.05	<0.05	<0.05	<0.05	5.4	NA
Influent	07/25/00	2.4	8.1	0.80	3.5	140	NA
Mid	07/25/00	<0.050	0.07	<0.050	<0.050	12	NA
Effluent	07/25/00	<0.05	<0.05	<0.05	<0.05	5.4	NA
Influent	08/09/00	2.4	8.1	0.80	3.5	140	NA
Mid	08/09/00	<0.050	0.07	<0.050	<0.050	12	NA
Effluent	08/09/00	<0.05	<0.05	<0.05	<0.05	5.4	NA
Influent	09/06/00	2.4	8.1	0.80	3.5	140	NA
Mid	09/06/00	<0.050	0.07	<0.050	<0.050	12	NA
Effluent	09/06/00	<0.05	<0.05	<0.05	<0.05	5.4	NA
Influent	10/17/00	<0.05	0.075	<0.05	0.14	<5.0	NA
Mid	10/17/00	<0.050	0.07	<0.050	<0.050	<5.0	NA
Effluent	10/17/00	<0.05	<0.05	<0.05	<0.05	<5.0	NA
Influent	11/29/00	<0.05	0.24	0.08	0.29	<5.0	NA
Mid	11/29/00	<0.05	0.07	<0.05	0.18	<5.0	NA
Effluent	11/29/00	<0.05	<0.05	<0.05	<0.05	<5.0	NA
Influent	12/07/00	<0.05	0.13	<0.05	0.064	<5.0	NA
Mid	12/07/00	<0.05	<0.05	<0.05	<0.05	<5.0	NA
Effluent	12/07/00	<0.05	<0.05	<0.05	<0.05	<5.0	NA
Influent	01/07/01	0.12	0.85	0.16	0.92	17	NA
Mid	01/07/01	<0.05	<0.05	<0.05	<0.05	<5.0	NA
Effluent	01/07/01	<0.05	<0.05	<0.05	<0.05	<5.0	NA
Influent	02/23/01	0.19	1.6	0.19	1.1	32	NA
Mid	02/23/01	<0.05	0.07	<0.05	<0.05	<5.0	NA
Effluent	02/23/01	<0.05	<0.05	<0.05	<0.05	<5.0	NA
Influent	03/01/01	0.97	1.2	0.13	0.64	18	NA
Mid	03/01/01	<0.05	0.053	<0.05	<0.098	<5.0	NA
Effluent	03/01/01	<0.05	0.053	<0.05	0.13	<5.0	NA

TABLE 2

SVE SYSTEM ANALYTICAL RESULTS

Tesoro Station No. 67106
 Former Beacon Station No. 3720
 1088 Marina Boulevard
 San Leandro, California

Sample ID	Date	Benzene (ppmv)	Toluene (ppmv)	Ethyl-benzene (ppmv)	Total Xylenes (ppmv)	TPH as gasoline (ppmv)	MTBE (ppmv)
Influent	10/17/2000	<0.05	0.075	<0.05	0.14	<5.0	NA
Mid-Carbon	10/17/2000	<0.05	<0.05	<0.05	<0.05	<5.0	NA
Effluent	10/17/2000	<0.05	<0.05	<0.05	<0.05	<5.0	NA
Influent	11/29/2000	<0.05	0.24	0.08	0.29	<5.0	NA
Mid-Carbon	11/29/2000	<0.05	0.07	<0.05	0.18	<5.0	NA
Effluent	11/29/2000	<0.05	<0.05	<0.05	<0.05	<5.0	NA
Influent	12/07/00	<0.05	0.13	<0.05	0.064	<5.0	NA
Mid-Carbon	12/07/00	<0.05	<0.05	<0.05	<0.05	<5.0	NA
Effluent	12/07/00	<0.05	<0.05	<0.05	<0.05	<5.0	NA
Influent	01/07/01	0.12	0.85	0.16	0.92	17	NA
Mid-Carbon	01/07/01	<0.05	<0.05	<0.05	<0.05	<5.0	NA
Effluent	01/07/01	<0.05	<0.05	<0.05	<0.05	<5.0	NA
Influent	02/23/01	0.19	1.6	0.19	1.1	32	NA
Mid-Carbon	02/23/01	<0.05	0.07	<0.05	<0.05	<5.0	NA
Effluent	02/23/01	<0.05	<0.05	<0.05	<0.05	<5.0	NA
Influent	03/01/01	0.97	1.2	0.13	0.64	18	NA
Mid-Carbon	03/01/01	<0.05	0.053	<0.05	0.098	<5.0	NA
Effluent	03/01/01	<0.05	0.11	<0.05	0.13	<5.0	NA
Influent	04/18/01	0.1	0.63	0.12	0.56	18	NA
Mid-Carbon	04/18/01	<0.05	<0.05	<0.05	0.078	<5.0	NA
Effluent	04/18/01	<0.05	<0.05	<0.05	0.11	<5.0	NA
Influent	05/21/01	0.088	1.0	0.31	1.5	20	NA
Mid-Carbon	05/21/01	<0.05	<0.05	<0.05	<0.05	<5.0	NA
Effluent	05/21/01	<0.05	<0.05	<0.05	<0.05	<5.0	NA
Influent	06/05/01	0.15	1.5	0.36	1.6	24	NA
Mid-Carbon	06/05/01	<0.05	0.053	<0.05	0.098	9.1	NA
Effluent	06/05/01	<0.05	<0.05	<0.05	<0.05	5.6	NA
Influent	07/16/01	<0.05	0.11	<0.05	0.14	<5.0	NA
Mid-Carbon	07/16/01	<0.05	<0.05	<0.05	<0.05	<5.0	NA
Effluent	07/16/01	<0.05	<0.05	<0.05	<0.05	<5.0	NA
Influent	08/24/01	0.15	1.1	0.16	0.71	19	NA
Mid-Carbon	08/24/01	<0.05	0.055	<0.05	<0.05	<5.0	NA
Effluent	08/24/01	<0.05	<0.05	<0.05	<0.05	<5.0	NA

TABLE 2

SVE SYSTEM ANALYTICAL RESULTS

Tesoro Station No. 67106
Former Beacon Station No. 3720
1088 Marina Boulevard
San Leandro, California

Sample ID	Date	Benzene (ppmv)	Toluene (ppmv)	Ethyl-benzene (ppmv)	Total Xylenes (ppmv)	TPH as gasoline (ppmv)	MTBE (ppmv)
Influent	09/06/01	0.28	1.8	0.38	1.6	37	NA
Mid-Carbon	09/06/01	<0.05	<0.05	<0.05	<0.05	<5.0	NA
Effluent	09/06/01	<0.05	<0.05	<0.05	<0.05	<5.0	NA
Influent	11/23/01	0.11	0.17	<0.05	0.10	<5.0	NA
Mid-Carbon	11/23/01	<0.05	<0.05	<0.05	<0.05	<5.0	NA
Effluent	11/23/01	<0.05	<0.05	<0.05	<0.05	<5.0	NA
Influent	12/13/01	0.076	0.16	<0.05	0.063	<5.0	NA
Mid-Carbon	12/13/01	<0.05	<0.05	<0.05	<0.05	<5.0	NA
Effluent	12/13/01	<0.05	<0.05	<0.05	<0.05	<5.0	NA
Influent	01/29/02	<0.05	0.12	<0.05	0.067	<5.0	NA
Mid-Carbon	01/29/02	<0.05	<0.05	<0.05	<0.05	<5.0	NA
Effluent	01/29/02	<0.05	<0.05	<0.05	<0.05	<5.0	NA
Influent	03/20/02	0.054	0.12	<0.05	<0.05	<5.0	NA
Mid-Carbon	03/20/02	<0.05	<0.05	<0.05	<0.05	<5.0	NA
Effluent	03/20/02	<0.05	<0.05	<0.05	<0.05	<5.0	NA
Influent	04/18/02	<0.05	0.076	<0.05	0.092	<5.0	0.16
Mid-Carbon	04/18/02	<0.05	<0.05	<0.05	<0.05	<5.0	2.1
Effluent	04/18/02	<0.05	<0.05	<0.05	<0.05	<5.0	0.32
Influent	05/13/02	<0.05	<0.05	<0.05	<0.05	<5.0	NA
Mid-Carbon	05/13/02	<0.05	<0.05	<0.05	<0.05	<5.0	NA
Effluent	05/13/02	<0.05	<0.05	<0.05	<0.05	<5.0	NA
Influent	06/13/02	<0.05	0.07	<0.05	<0.05	<5.0	NA
Mid-Carbon	06/13/02	<0.05	<0.05	<0.05	<0.05	<5.0	NA
Effluent	06/13/02	<0.05	<0.05	<0.05	<0.05	<5.0	NA
Influent	07/22/02	<0.05	<0.05	<0.05	<0.05	<5.0	NA
Mid-Carbon	07/22/02	<0.05	<0.05	<0.05	<0.05	<5.0	NA
Effluent	07/22/02	<0.05	<0.05	<0.05	<0.05	<5.0	NA
Influent	08/21/02	<0.05	<0.05	<0.05	<0.05	<5.0	0.2
Mid-Carbon	08/21/02	<0.05	<0.05	<0.05	<0.05	<5.0	0.94
Effluent	08/21/02	<0.05	<0.05	<0.05	<0.05	<5.0	1.5
Influent	09/23/02	<0.05	0.19	<0.05	0.12	<5.0	1.2
Mid-Carbon	09/23/02	<0.05	<0.05	<0.05	<0.05	<5.0	1.9
Effluent	09/23/02	<0.05	<0.05	<0.05	<0.05	<5.0	2.0

TABLE 2

SVE SYSTEM ANALYTICAL RESULTS

Tesoro Station No. 67106
Former Beacon Station No. 3720
1088 Marina Boulevard
San Leandro, California

Sample ID	Date	Benzene (ppmv)	Toluene (ppmv)	Ethyl- benzene (ppmv)	Total Xylenes (ppmv)	TPH as gasoline (ppmv)	MTBE (ppmv)
Influent	10/21/02	<0.05	0.46	0.068	0.33		
Mid-Carbon	10/21/02	<0.05	<0.05	<0.05	<0.05	7.3	0.93
Effluent	10/21/02	<0.05	<0.05	<0.05	<0.05	<5.0	<0.1
						<5.0	<0.1
Influent	11/24/02	0.064	0.8	0.11	0.56	12	2.3
Mid-Carbon	11/24/02	<0.05	<0.05	<0.05	<0.05	<5.0	<0.1
Effluent	11/24/02	<0.05	<0.05	<0.05	<0.05	<5.0	<0.1
						<5.0	<0.1
Influent	12/20/02	0.18	2.6	0.34	1.4	27	4.7
Mid-Carbon	12/20/02	<0.05	<0.05	<0.05	<0.05	<5.0	0.63
Effluent	12/20/02	<0.05	0.13	<0.05	0.052	<5.0	0.24
Influent	01/29/03	<0.05	0.11	<0.05	0.071	<5.0	NA
Mid-Carbon	01/29/03	<0.05	<0.05	<0.05	<0.05	<5.0	NA
Effluent	01/29/03	<0.05	<0.05	<0.05	<0.05	<5.0	NA
Influent	02/20/03	<0.05	0.19	<0.05	0.17	<5.0	0.61
Mid-Carbon	02/20/03	<0.05	<0.05	<0.05	<0.05	<5.0	<0.10
Effluent	02/20/03	<0.05	<0.05	<0.05	<0.05	<5.0	<0.10
Influent	03/20/03	<0.05	0.12	<0.05	0.11	<5.0	0.59
Mid-Carbon	03/20/03	<0.05	<0.05	<0.05	<0.05	<5.0	<0.10
Effluent	03/20/03	<0.05	<0.05	<0.05	<0.05	<5.0	<0.10
Influent	04/22/03	<0.05	0.15	0.067	0.44	5.6	1.1
Mid-Carbon	04/22/03	<0.05	<0.05	<0.05	<0.05	<5.0	1.6
Effluent	04/22/03	<0.05	<0.05	<0.05	<0.05	<5.0	0.91
Influent	05/29/03	<0.05	0.094	<0.05	0.084	<5.0	0.96
Mid-Carbon	05/29/03	<0.05	<0.05	<0.05	<0.05	<5.0	3.3
Effluent	05/29/03	<0.05	<0.05	<0.05	<0.05	<5.0	0.85
Influent	06/10/03	<0.05	<0.05	<0.05	<0.05	<5.0	2.2
Mid-Carbon	06/10/03	<0.05	<0.05	<0.05	<0.05	<5.0	0.55
Effluent	06/10/03	<0.05	<0.05	<0.05	<0.05	<5.0	0.50
Influent	07/21/03	<0.05	0.077	<0.05	<0.05	<5.0	3.2
Mid-Carbon	07/21/03	0.064	<0.05	<0.05	<0.05	<5.0	1.2
Effluent	07/21/03	<0.05	<0.05	<0.05	<0.05	<5.0	2.0
Influent	08/20/03	0.18	1.0	0.095	0.58	23	2.3
Mid-Carbon	08/20/03	0.058	<0.05	<0.05	<0.05	<5.0	1.9
Effluent	08/20/03	<0.05	<0.05	<0.05	<0.05	<5.0	<0.05
Influent	11/26/03	0.86	9.5	1.2	5.4	210	4.9
Mid-Carbon	11/26/03	<0.05	<0.05	<0.05	<0.05	<5.0	<0.10
Effluent	11/26/03	<0.05	<0.05	<0.05	<0.05	<5.0	<0.10

TABLE 2

SVE SYSTEM ANALYTICAL RESULTS

Tesoro Station No. 67106
Former Beacon Station No. 3720
1088 Marina Boulevard
San Leandro, California

Sample ID	Date	Benzene (ppmv)	Toluene (ppmv)	Ethyl- benzene (ppmv)	Total Xylenes (ppmv)	TPH as gasoline (ppmv)	MTBE (ppmv)
Influent	12/29/03	0.21	4.1	0.68	4.1	69	<0.05
Mid-Carbon	12/29/03	<0.05	<0.05	<0.05	<0.05	<5.0	<0.05
Effluent	12/29/03	<0.05	<0.05	<0.05	<0.05	<5.0	<0.05
Influent	01/28/04	0.13	1.7	0.31	1.4	29	<0.10
Mid-Carbon	01/28/04	<0.05	0.078	<0.05	0.36	<5.0	<0.10
Effluent	01/28/04	<0.05	0.092	0.061	0.49	<5.0	<0.10
Influent	02/29/04	0.12	0.91	0.29	2.0	24	<0.10
Mid-Carbon	02/29/04	<0.05	<0.05	<0.05	<0.05	<5.0	<0.10
Effluent	02/29/04	<0.05	<0.05	<0.05	<0.05	<5.0	<0.10
Influent	03/15/04	0.13	0.72	0.15	0.88	15	<0.05
Mid-Carbon	03/15/04	<0.05	<0.05	<0.05	0.056	<5.0	<0.05
Effluent	03/15/04	<0.05	<0.05	<0.05	0.38	<5.0	<0.05
Influent	05/26/04	0.13	0.88	0.24	1.3	19	<0.05
Mid-Carbon	05/26/04	<0.05	<0.05	<0.05	0.15	<5.0	<0.05
Effluent	05/26/04	<0.05	0.07	0.066	0.51	7.2	<0.05
Influent	06/30/04	0.15	0.83	0.30	1.7	33	<0.05
Mid-Carbon	06/30/04	<0.05	<0.05	<0.05	<0.05	16	<0.05
Effluent	06/30/04	<0.05	<0.05	<0.05	<0.05	5.2	<0.05
Influent	08/30/04	<0.05	0.05	<0.05	0.14	<5.0	<0.05
Mid-Carbon	08/30/04	<0.05	<0.05	<0.05	<0.05	<5.0	<0.05
Effluent	08/30/04	<0.05	<0.05	<0.05	<0.05	<5.0	<0.05
Influent	09/19/04	<0.05	<0.05	<0.05	<0.05	<5.0	<0.05
Mid-Carbon	09/19/04	<0.05	<0.05	<0.05	<0.05	6.2*	<0.05
Effluent	09/19/04	<0.05	<0.05	<0.05	<0.05	5.6*	<0.05
Influent	10/28/04	<0.05	<0.05	<0.05	<0.05	<5.0	<0.05
Mid-Carbon	10/28/04	<0.05	<0.05	<0.05	<0.05	<5.0	<0.05
Effluent	10/28/04	<0.05	<0.05	<0.05	<0.05	<5.0	<0.05
Influent	11/23/04	<0.05	0.056	<0.05	<0.05	<5.0	<0.05
Mid-Carbon	11/23/04	<0.05	<0.05	<0.05	<0.05	<5.0	<0.05
Effluent	11/23/04	<0.05	<0.05	<0.05	<0.05	<5.0	<0.05
Influent	12/26/04	<0.05	<0.05	<0.05	<0.05	<5.0	<0.05
Mid-Carbon	12/26/04	<0.05	<0.05	<0.05	<0.05	<5.0	<0.05
Effluent	12/26/04	<0.05	<0.05	<0.05	<0.05	<5.0	<0.05
Influent	01/26/05	<0.05	<0.05	<0.05	<0.05	<5.0	<0.05
Mid-Carbon	01/26/05	<0.05	<0.05	<0.05	<0.05	<5.0	<0.05
Effluent	01/26/05	<0.05	<0.05	<0.05	<0.05	<5.0	<0.05

TABLE 2

SVE SYSTEM ANALYTICAL RESULTS

Tesoro Station No. 67106
Former Beacon Station No. 3720
1088 Marina Boulevard
San Leandro, California

Sample ID	Date	Benzene (ppmv)	Toluene (ppmv)	Ethyl- benzene (ppmv)	Total Xylenes (ppmv)	TPH as gasoline (ppmv)	MTBE (ppmv)
Influent	02/27/05	<0.05	<0.05	<0.05	<0.05	<5.0	<0.05
Mid-Carbon	02/27/05	<0.05	<0.05	<0.05	<0.05	<5.0	<0.05
Effluent	02/27/05	<0.05	<0.05	<0.05	<0.05	<5.0	<0.05
Influent	03/24/05	<0.05	<0.05	<0.05	<0.05	<5.0	<0.05
Mid-Carbon	03/24/05	<0.05	<0.05	<0.05	<0.05	<5.0	<0.05
Effluent	03/24/05	<0.05	<0.05	<0.05	<0.05	<5.0	<0.05
Influent	04/26/05	<0.05	<0.05	<0.05	<0.05	<5.0	<0.05
Mid-Carbon	04/26/05	<0.05	<0.05	<0.05	<0.05	<5.0	<0.05
Effluent	04/26/05	<0.05	<0.05	<0.05	<0.05	<5.0	<0.05
Influent	05/30/05	<0.05	0.08	0.086	0.68	14	0.06
Mid-Carbon	05/30/05	<0.05	<0.05	<0.05	<0.05	<5.0	<0.05
Effluent	05/30/05	<0.05	<0.05	<0.05	<0.05	<5.0	<0.05
Influent	06/28/05	<0.05	<0.05	<0.05	<0.05	<5.0	<0.05
Mid-Carbon	06/28/05	<0.05	<0.05	<0.05	<0.05	32*	<0.05
Effluent	06/28/05	<0.05	<0.05	<0.05	<0.05	26*	<0.05
Influent	07/28/05	<0.05	<0.05	<0.05	<0.05	58*	<0.05
Mid-Carbon	07/28/05	<0.05	<0.05	<0.05	<0.05	36*	<0.05
Effluent	07/28/05	<0.05	<0.05	<0.05	<0.05	70*	<0.05
Influent	08/24/05	<0.05	<0.05	<0.05	<0.05	<5.0	<0.05
Mid-Carbon	08/24/05	<0.05	<0.05	<0.05	<0.05	<5.0	<0.05
Effluent	08/24/05	<0.05	<0.05	<0.05	<0.05	<5.0	<0.05
Influent	09/29/05	<0.05	<0.05	<0.05	<0.05	<5.0	<0.05
Mid-Carbon	09/29/05	<0.05	<0.05	<0.05	<0.05	<5.0	<0.05
Effluent	09/29/05	<0.05	<0.05	<0.05	<0.05	<5.0	<0.05

TPH = Total petroleum hydrocarbons.

MTBE = methyl -t-butyl ether

mg/L = Micrograms per liter.

ppmv = parts per million by volume.

* = It was determined the tedlar bag manufacturer had produced and shipped contaminated bags.

TABLE 3
SVE SYSTEM THROUGHPUT CALCULATIONS

Tesoro Station No. 67106
Former Beacon Station No. 3720
1088 Marina Boulevard
San Leandro, California

Date	Influent	Effluent	TPH Influent (ppmv)	TPH Effluent (ppmv)	Benzene Influent (ppmv)	Benzene Effluent (ppmv)	TPH Removal (%)	Benzene Removal (%)	TPH	TPH	Benzene	Benzene	FID or LAB	Cumulative	Cumulative	Total Hours	Change in hours of operation
	Flow Rate (ft ³ /min)	Flow Rate (ft ³ /min)							Extraction Rate (lbs/day)	Mass Emission (lbs/day)	Extraction Rate (lbs/day)	Emission Rate (lbs/day)		TPH Extraction (lbs)	TPH Extraction (gallons)		
08/18/98	---	---	---	---	---	---	---	---	---	---	---	---	---	1,715	---	---	---
09/10/98	98	98	16	<5.0	0.16	<0.05	NC	NC	0.50	<0.16	0.005	<0.002	LAB	1,721	282	2,587	552
09/23/98	98	98	9.4	<5.0	0.16	<0.05	NC	NC	0.29	<0.16	0.005	<0.002	LAB	1,726	283	2,907	320
10/20/98	59	59	28	<5.0	0.63	<0.05	NC	NC	0.53	<0.09	0.012	<0.001	LAB	1,727	283	2,962	55
12/08/98	49	49	43	<5.0	0.73	<0.05	NC	NC	0.67	<0.08	0.011	<0.001	LAB	1,727	283	3,803	0*
01/13/99	49	49	6.5	5.4	0.068	<0.05	16.9	NC	0.10	0.08	0.001	<0.001	LAB	1,738	285	4,495	692
02/10/99	44	44	56	<5.0	1.1	<0.05	NC	NC	0.79	<0.07	0.016	<0.001	LAB	1,738	285	4,496	1
03/10/99	15	15	<5.0	<5.0	0.07	<0.05	NC	NC	<0.02	<0.02	0.001	<0.001	LAB	1,750	287	5,172	676
06/08/99	35	35	<5.0	<5.0	<0.05	<0.05	NC	NC	<0.06	<0.06	<0.001	<0.001	LAB	1,750	287	5,173	1
07/12/99	39	39	11	<5.0	0.16	<0.05	NC	NC	0.14	<0.06	0.002	<0.001	LAB	1,753	287	5,982	809
08/04/99	39	39	12	<5.0	0.092	<0.05	NC	NC	0.15	<0.06	0.001	<0.001	LAB	1,756	288	6,534	552
09/07/99	39	39	16	<5.0	0.069	<0.05	NC	NC	0.20	<0.06	0.001	<0.001	LAB	1,762	289	7,351	817
10/12/99	54	54	150	<5.0	0.96	<0.05	NC	NC	2.59	<0.09	0.015	<0.001	LAB	1,772	290	7,998	167**
11/17/99	49	49	21	<5.0	0.22	<0.05	NC	NC	0.33	<0.08	0.003	<0.001	LAB	1,825	299	8,866	868
12/28/00	49	49	570	<5.0	1.2	<0.05	NC	NC	8.96	<0.08	0.017	<0.001	LAB	1,825	299	8,867	1
01/12/00	79	79	110	<5.0	0.45	<0.05	NC	NC	2.77	<0.13	0.010	<0.001	LAB	1,907	313	9,202	335
01/26/00	79	79	14	<5.0	0.059	<0.05	NC	NC	0.35	<0.13	0.001	<0.001	LAB	1,929	316	9,540	338
02/09/00	79	79	59	<5.0	0.45	<0.05	NC	NC	1.48	<0.13	0.010	<0.001	LAB	1,933	317	9,662	122
03/16/00	79	79	46	<5.0	0.1	<0.05	NC	NC	1.16	<0.13	0.002	<0.001	LAB	1,981	325	10,525	863
04/04/00	41	41	23	<5.0	0.17	<0.05	NC	NC	0.30	<0.07	0.002	<0.001	LAB	1,981	325	10,526	2
05/12/00	41	41	<5.0	<5.0	<0.05	<0.05	NC	NC	<0.07	<0.07	<0.001	<0.001	LAB	1,986	326	11,164	638
06/19/00	41	41	<5.0	<5.0	<0.05	<0.05	NC	NC	<0.07	<0.07	<0.001	<0.001	LAB	1,988	326	12,071	907
07/11/00	41	41	<5.0	<5.0	<0.05	<0.05	NC	NC	<0.07	<0.07	<0.001	<0.001	LAB	1,990	326	12,601	530
07/25/00	41	41	140	<5.4	2.4	<0.05	96.1	NC	1.85	0.07	0.029	<0.001	LAB	2,003	328	12,937	336
08/09/00	41	41	2200	<5.0	25	<0.05	NC	NC	29.05	<0.07	0.299	<0.001	LAB	2,004	329	12,938	1
09/06/00	41	41	6.8	<5.0	<0.05	<0.05	NC	NC	0.09	<0.07	<0.001	<0.001	LAB	2,409	395	13,606	668

**TABLE 3
SVE SYSTEM THROUGHPUT CALCULATIONS**

Tesoro Station No. 67106
Former Beacon Station No. 3720
1088 Marina Boulevard
San Leandro, California

Date	Influent	Effluent	TPH		Benzene		TPH		TPH	TPH	Benzene	Benzene	FID or LAB	Cumulative	Cumulative	Total Hours	Change in hours of operation
	Flow Rate (ft ³ /min)	Flow Rate (ft ³ /min)	Influent TPH (ppmv)	Effluent TPH (ppmv)	Influent Benzene (ppmv)	Effluent Benzene (ppmv)	Removal TPH (%)	Removal Benzene (%)	Extraction Rate (lbs/day)	Mass Emission (lbs/day)	Extraction Rate (lbs/day)	Emission Rate (lbs/day)		TPH Extraction (lbs)	TPH Extraction (gallons)		
10/17/00	40	40	<5.0	<5.0	<0.05	<0.05	NC	NC	< 0.06	< 0.06	< 0.001	< 0.001	LAB	2,411	395	14,054	448
11/29/00	40	40	<5.0	<5.0	<0.05	<0.05	NC	NC	< 0.06	< 0.06	< 0.001	< 0.001	LAB	2,414	396	15,062	1,008
12/07/00	40	40	<5.0	<5.0	<0.05	<0.05	NC	NC	< 0.06	< 0.06	< 0.001	< 0.001	LAB	2,414	396	15,328	266
01/19/01	87	87	17.0	<5.0	0.12	<0.05	NC	NC	0.47	< 0.14	0.003	< 0.001	LAB	2,425	397	16,259	931
02/23/01	67	67	32.0	<5.0	0.19	<0.05	NC	NC	0.69	< 0.11	0.004	< 0.001	LAB	2,445	401	17,096	837
03/01/01	60	60	18.0	<5.0	0.097	<0.05	NC	NC	0.35	< 0.10	0.002	< 0.001	LAB	2,448	401	17,247	151
04/18/01	62	62	18.0	<5.0	0.1	<0.05	NC	NC	0.36	< 0.10	0.002	< 0.001	LAB	2,465	404	18,396	1,149
05/21/01	65	65	20.0	<5.0	0.088	<0.05	NC	NC	0.42	< 0.10	0.002	< 0.001	LAB	2,477	406	19,160	764
06/05/01	78	78	24.0	<5.0	0.15	<0.05	NC	NC	0.60	< 0.12	0.003	< 0.001	LAB	2,485	407	19,514	354
07/16/01	40	40	<5.0	<5.0	<0.05	<0.05	NC	NC	< 0.06	< 0.06	< 0.001	< 0.001	LAB	2,494	409	20,157	643
08/24/01	45	45	19.0	<5.0	0.15	<0.05	NC	NC	0.27	< 0.07	0.002	< 0.001	LAB	2,500	410	21,098	941
09/06/01	50	50	37.0	<5.0	0.28	<0.05	NC	NC	0.59	< 0.08	0.004	< 0.001	LAB	2,506	411	21,406	308
11/23/01	60	60	<5.0	<5.0	0.11	<0.05	NC	NC	< 0.10	< 0.10	0.002	< 0.001	LAB	2,518	413	22,246	840
12/13/01	65	65	<5.0	<5.0	0.076	<0.05	NC	NC	< 0.10	< 0.10	0.001	< 0.001	LAB	2,520	413	22,728	482
01/29/02	62	62	<5.0	<5.0	<0.05	<0.05	NC	NC	< 0.10	< 0.10	< 0.001	< 0.001	LAB	2,525	414	23,850	1,122
03/20/02	65	65	<5.0	<5.0	0.054	<0.05	NC	NC	< 0.10	< 0.10	0.001	< 0.001	LAB	2,530	415	25,054	1,204
04/18/02	65	65	<5.0	<5.0	<0.05	<0.05	NC	NC	< 0.10	< 0.10	< 0.001	< 0.001	LAB	2,533	415	25,743	689
05/13/02	64	65	<5.0	<5.0	<0.05	<0.05	NC	NC	< 0.10	< 0.10	< 0.001	< 0.001	LAB	2,535	416	26,358	615
06/13/02	65	65	<5.0	<5.0	<0.05	<0.05	NC	NC	< 0.10	< 0.10	< 0.001	< 0.001	LAB	2,538	416	27,071	713
07/22/02	68	68	<5.0	<5.0	<0.05	<0.05	NC	NC	< 0.11	< 0.11	< 0.001	< 0.001	LAB	2,543	417	28,027	956
08/21/02	68	68	<5.0	<5.0	<0.05	<0.05	NC	NC	< 0.11	< 0.11	< 0.001	< 0.001	LAB	2,546	417	28,750	722
09/23/02	65	65	<5.0	<5.0	<0.05	<0.05	NC	NC	< 0.10	< 0.10	< 0.001	< 0.001	LAB	2,549	418	29,536	787
10/21/02	69	69	7.3	<5.0	<0.05	<0.05	NC	NC	0.16	< 0.11	< 0.001	< 0.001	LAB	2,553	419	30,212	676
11/24/02	70	70	12.0	<5.0	0.064	<0.05	NC	NC	0.27	< 0.11	0.001	< 0.001	LAB	2,560	420	31,024	812
12/20/02	62	62	27.0	<5.0	0.18	<0.05	NC	NC	0.54	< 0.10	0.003	< 0.001	LAB	2,571	421	31,654	630
01/29/03	65	65	<5.0	<5.0	<0.05	<0.05	NC	NC	< 0.10	< 0.10	< 0.001	< 0.001	LAB	2,584	424	32,613	959
02/20/03	68	68	<5.0	<5.0	<0.05	<0.05	NC	NC	< 0.11	< 0.11	< 0.001	< 0.001	LAB	2,586	424	33,138	525
03/20/03	62	62	<5.0	<5.0	<0.05	<0.05	NC	NC	< 0.10	< 0.10	< 0.001	< 0.001	LAB	2,587	424	33,426	288
04/22/03	65	65	5.6	<5.0	<0.05	<0.05	NC	NC	0.12	< 0.10	< 0.001	< 0.001	LAB	2,593	425	34,600	1,175

**TABLE 3
SVE SYSTEM THROUGHPUT CALCULATIONS**

Tesoro Station No. 67106
Former Beacon Station No. 3720
1088 Marina Boulevard
San Leandro, California

Date	Influent	Effluent	TPH		Benzene		TPH	Benzene	TPH	TPH	Benzene	Benzene	FID or LAB	Cumulative	Cumulative	Total Hours	Change in hours of operation
	Flow Rate (ft ³ /min)	Flow Rate (ft ³ /min)	TPH Influent (ppmv)	TPH Effluent (ppmv)	Influent (ppmv)	Effluent (ppmv)	Removal (%)	Removal (%)	Extraction Rate (lbs/day)	Mass Emission (lbs/day)	Extraction Rate (lbs/day)	Emission Rate (lbs/day)		TPH Extraction (lbs)	TPH Extraction (gallons)		
05/29/03	65	65	<5.0	<5.0	<0.05	<0.05	NC	NC	< 0.10	< 0.10	< 0.001	< 0.001	LAB	2,597	426	35,480	880
06/10/03	64	64	<5.0	<5.0	<0.05	<0.05	NC	NC	< 0.10	< 0.10	< 0.001	< 0.001	LAB	2,598	426	35,776	296
07/21/03	62	62	<5.0	<5.0	<0.05	<0.05	NC	NC	< 0.10	< 0.10	< 0.001	< 0.001	LAB	2,602	427	36,760	984
08/20/03	61	61	23.0	<5.0	0.18	<0.05	NC	NC	0.45	< 0.10	0.003	< 0.001	LAB	2,610	428	37,485	726
11/26/03	82	82	210.0	<5.0	0.86	<0.05	NC	NC	5.51	< 0.13	0.020	< 0.001	LAB	2,664	437	37,916	431
12/29/03	118	118	69.0	<5.0	0.21	<0.05	NC	NC	2.61	< 0.19	0.007	< 0.002	LAB	2,802	459	38,732	816
01/28/04	120	120	29.0	<5.0	0.13	<0.05	NC	NC	1.11	< 0.19	0.005	< 0.002	LAB	2,858	469	39,452	720
02/29/04	119	119	24.0	<5.0	0.12	<0.05	NC	NC	0.91	< 0.19	0.004	< 0.002	LAB	2,890	474	40,220	768
03/15/04	121	121	15.0	<5.0	0.13	<0.05	NC	NC	0.58	< 0.19	0.005	< 0.002	LAB	2,902	476	40,580	360
05/26/04	75	75	19.0	<5.0	0.13	<0.05	NC	NC	0.46	< 0.12	0.003	< 0.001	LAB	2,925	479	41,660	1,080
06/30/04	85	85	33.0	<5.0	0.15	<0.05	NC	NC	0.90	< 0.14	0.004	< 0.001	LAB	2,949	483	42,500	840
08/30/04	68	68	<5.0	<5.0	<0.05	<0.05	NC	NC	0.11	< 0.11	0.001	< 0.001	LAB	2,971	487	43,580	1,080
09/19/04	72	72	<5.0	<5.0	<0.05	<0.05	NC	NC	0.12	< 0.12	0.001	< 0.001	LAB	2,973	487	44,060	480
10/28/04	71	71	<5.0	<5.0	<0.05	<0.05	NC	NC	0.11	< 0.11	0.001	< 0.001	LAB	2,978	488	44,996	936
11/23/04	80	80	<5.0	<5.0	<0.05	<0.05	NC	NC	0.13	< 0.13	0.001	< 0.001	LAB	2,981	489	45,620	624
12/26/04	68	68	<5.0	<5.0	<0.05	<0.05	NC	NC	0.11	< 0.11	0.001	< 0.001	LAB	2,985	489	46,412	792
01/26/05	78	78	<5.0	<5.0	<0.05	<0.05	NC	NC	0.12	< 0.12	0.001	< 0.001	LAB	2,989	490	47,154	742
02/27/05	69	69	<5.0	<5.0	<0.05	<0.05	NC	NC	0.11	< 0.11	0.001	< 0.001	LAB	2,992	491	47,922	768
03/24/05	75	75	<5.0	<5.0	<0.05	<0.05	NC	NC	0.12	< 0.12	0.001	< 0.001	LAB	2,995	491	48,525	603
04/26/05	80	80	<5.0	<5.0	<0.05	<0.05	NC	NC	0.13	< 0.13	0.001	< 0.001	LAB	3,000	492	49,341	816
05/30/05	75	75	14.0	<5.0	<0.05	<0.05	NC	NC	0.34	< 0.12	0.001	< 0.001	LAB	3,008	493	50,181	840
06/28/05	65	65	<5.0	<5.0	<0.05	<0.05	NC	NC	0.10	< 0.10	0.001	< 0.001	LAB	3,014	494	50,901	720
07/28/05	70	70	58.0	<5.0	<0.05	<0.05	NC	NC	1.30	< 0.11	0.001	< 0.001	LAB	3,035	498	51,623	722
08/24/05	68	68	<5.0	<5.0	<0.05	<0.05	NC	NC	0.11	< 0.11	0.001	< 0.001	LAB	3,055	501	52,276	653
09/29/05	65	65	<5.0	<5.0	<0.05	<0.05	NC	NC	0.10	< 0.10	0.001	< 0.001	LAB	3,058	501	53,140	864

* The system was running on ambient air, thus change in hours are zero.

** The system was running on ambient air from 9/22/99 to 10/12/99, the change in hours only represents time the system was extracting soil vapor.

NC = Not Calculated



R.3 W.

GENERAL NOTES:
 BASE MAP FROM U.S.G.S.
 SAN LEANDRO, CA
 7.5 MINUTE TOPOGRAPHIC
 PHOTOREVISED 1980



QUADRANGLE LOCATION



SCALE 1:24,000

FIGURE 1
 SITE LOCATION MAP

TESORO STATION NO. 67106
 (FORMER BEACON STATION NO. 3720)
 1088 MARINA BOULEVARD
 SAN LEANDRO, CA.

PROJECT NO.
00-3720

DRAWN BY
M.L. 12/18/01

FILE NO.
00-3720-1A

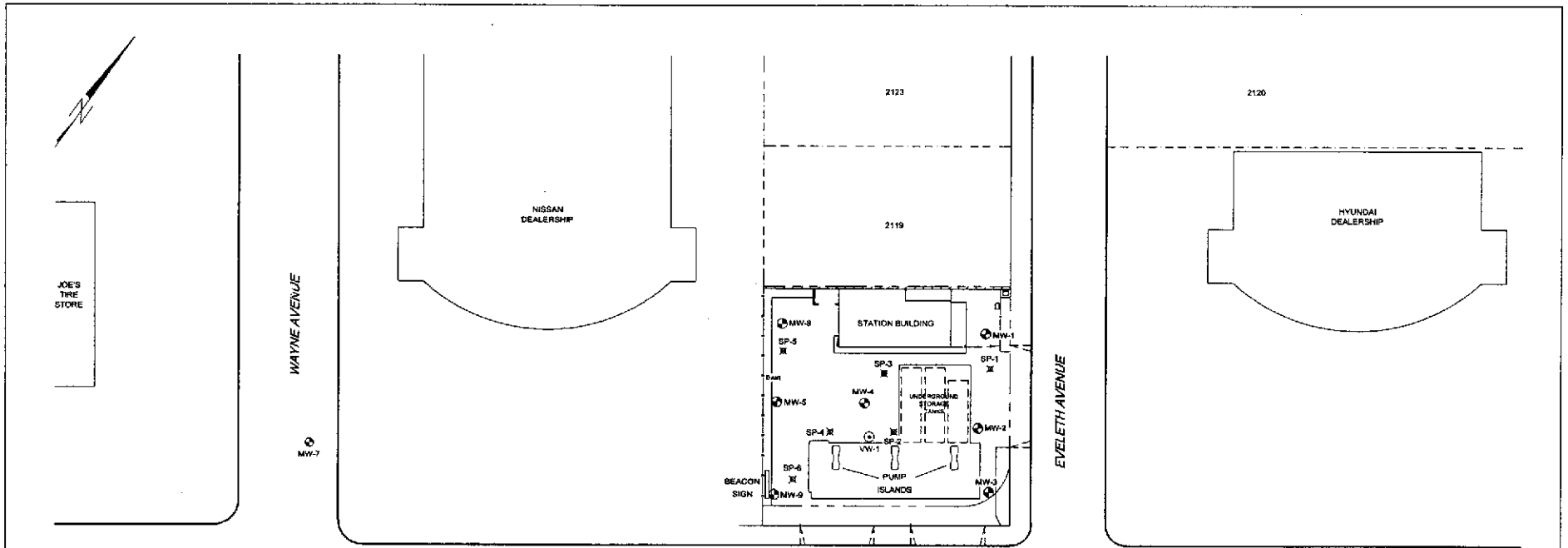
PREPARED BY
RDM

REVISION NO.
1

REVIEWED BY



Environmental



LEGEND:

- PROPERTY LINE
- - - FENCE
- ⊙ MW-1 MONITORING WELL LOCATION
- ⊙ VW-1 VAPOR EXTRACTION WELL LOCATION
- ⊙ SP-1 AIR SPARGING WELL LOCATION

MARINA BOULEVARD

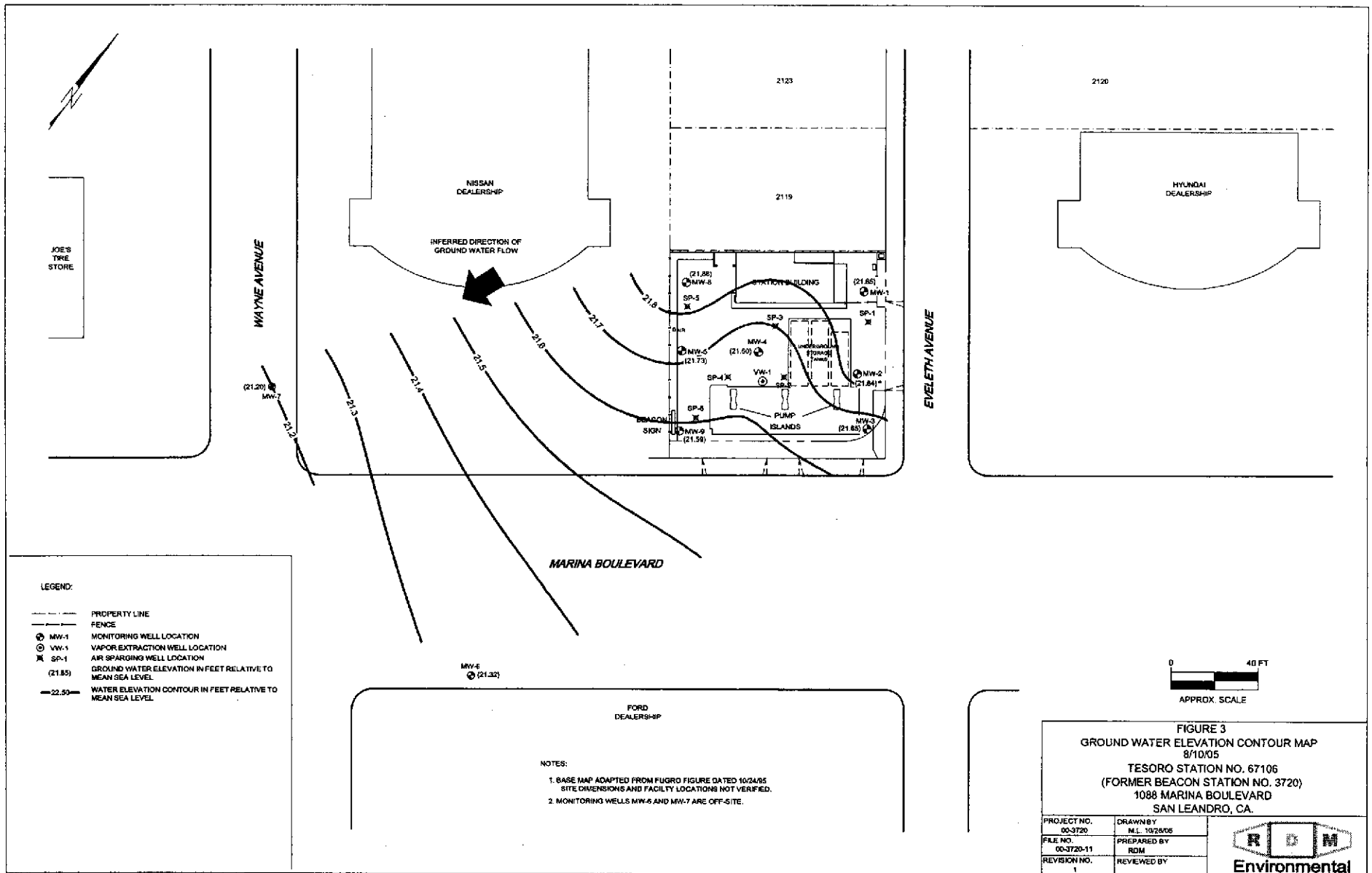
- NOTES:
1. BASE MAP ADAPTED FROM FUGRO FIGURE DATED 10/24/95
SITE DIMENSIONS AND FACILITY LOCATIONS NOT VERIFIED.
 2. MONITORING WELLS MW-8 AND MW-7 ARE OFF-SITE



FIGURE 2
SITE MAP
TESORO STATION NO. 67106
(FORMER BEACON STATION NO. 3720)
1088 MARINA BOULEVARD
SAN LEANDRO, CA.

PROJECT NO. 00-3720	DRAWN BY ML 5/19/04
FILE NO. 00-3720-11	PREPARED BY RDM
REVISION NO. 1	REVIEWED BY

RDM
Environmental



LEGEND:

- PROPERTY LINE
- - - FENCE
- ⊙ MW-1 MONITORING WELL LOCATION
- ⊙ VW-1 VAPOR EXTRACTION WELL LOCATION
- ⊗ SP-1 AIR SPARGING WELL LOCATION
- ⊙ (21.85) GROUND WATER ELEVATION IN FEET RELATIVE TO MEAN SEA LEVEL
- 22.50— WATER ELEVATION CONTOUR IN FEET RELATIVE TO MEAN SEA LEVEL

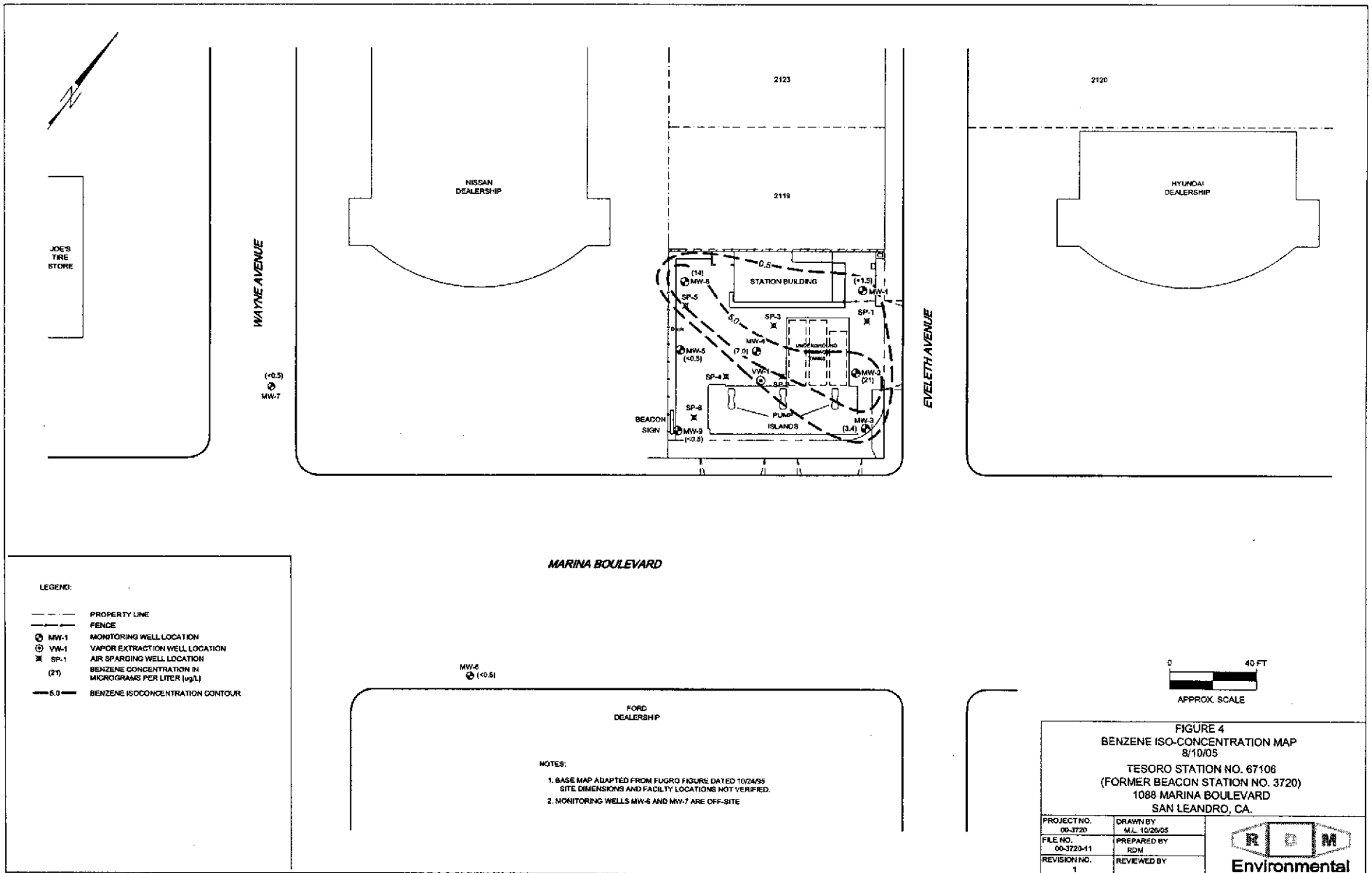
NOTES:

1. BASE MAP ADAPTED FROM FIGRO FIGURE DATED 10/24/95. SITE DIMENSIONS AND FACILITY LOCATIONS NOT VERIFIED.
2. MONITORING WELLS MW-6 AND MW-7 ARE OFF-SITE.

FIGURE 3
GROUND WATER ELEVATION CONTOUR MAP
 8/10/05
 TESORO STATION NO. 67106
 (FORMER BEACON STATION NO. 3720)
 1088 MARINA BOULEVARD
 SAN LEANDRO, CA.

PROJECT NO. 00-3720	DRAWN BY M.L. 102605
FILE NO. 00-3720-11	PREPARED BY RDM
REVISION NO. 1	REVIEWED BY

Environmental



LEGEND:

- PROPERTY LINE
- - - FENCE
- ⊙ MW-1 MONITORING WELL LOCATION
- ⊕ VW-1 VAPOR EXTRACTION WELL LOCATION
- ⊗ SP-1 AIR SPARGING WELL LOCATION
- (2) BENZENE CONCENTRATION IN MICROGRAMS PER LITER (μg/L)
- - - 5.0 BENZENE ISOCONCENTRATION CONTOUR

MW-6
⊙ (-0.5)

- NOTES:**
1. BASE MAP ADAPTED FROM FIGURE DATED 10/24/99. SITE DIMENSIONS AND FACILITY LOCATIONS NOT VERIFIED.
 2. MONITORING WELLS MW-6 AND MW-7 ARE OFF-SITE.

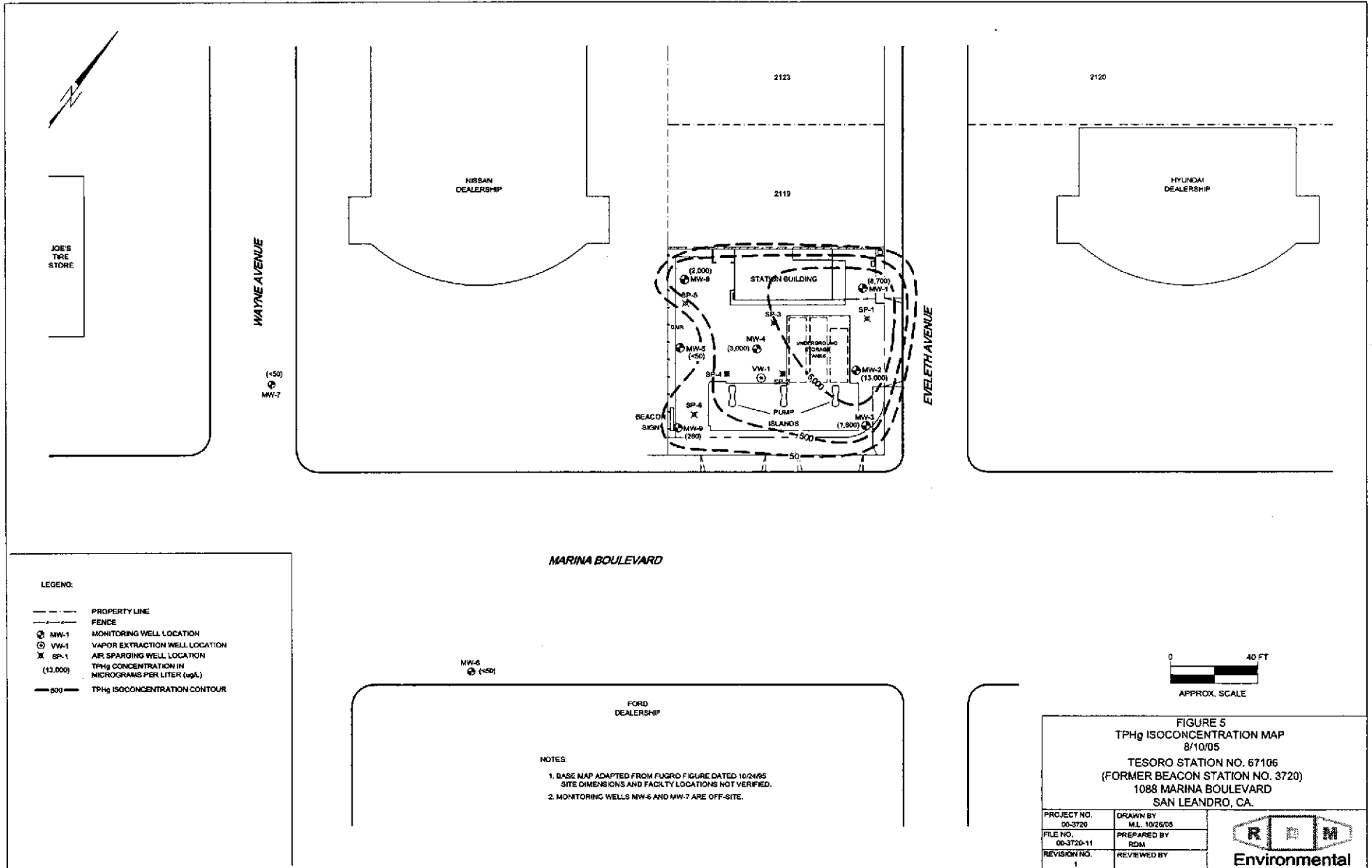


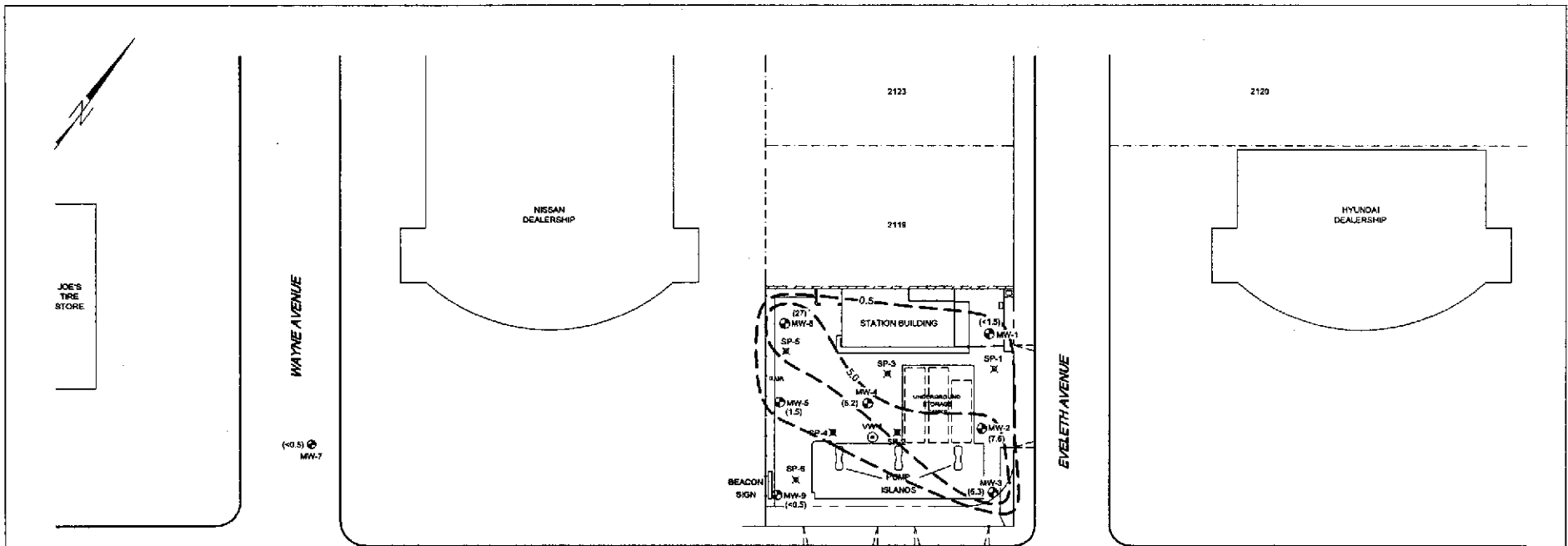
FIGURE 4
BENZENE ISO-CONCENTRATION MAP
 8/10/05

TESORO STATION NO. 67106
 (FORMER BEACON STATION NO. 3720)
 1088 MARINA BOULEVARD
 SAN LEANDRO, CA.

PROJECT NO. 00-3720	DRAWN BY M.L. 10/26/05
FILE NO. 00-3720-11	PREPARED BY RDM
REVISION NO. 1	REVIEWED BY

Environmental





LEGEND:

- — — — — PROPERTY LINE
- — — — — FENCE
- ⊙ MW-1 MONITORING WELL LOCATION
- ⊙ VW-1 VAPOR EXTRACTION WELL LOCATION
- ⊗ SP-1 AIR SPARGING WELL LOCATION
- (27) MTBE CONCENTRATION IN MICROGRAMS PER LITER (μg/L)
- 5.0 — MTBE ISOCONCENTRATION CONTOUR

MARINA BOULEVARD

NHW-5
⊙ (-0.8)

FORD DEALERSHIP


NOTES:

1. BASE MAP ADAPTED FROM FUGRO FIGURE DATED 10/24/95. SITE DIMENSIONS AND FACILITY LOCATIONS NOT VERIFIED.
2. MONITORING WELLS MW-6 AND MW-7 ARE OFF-SITE.

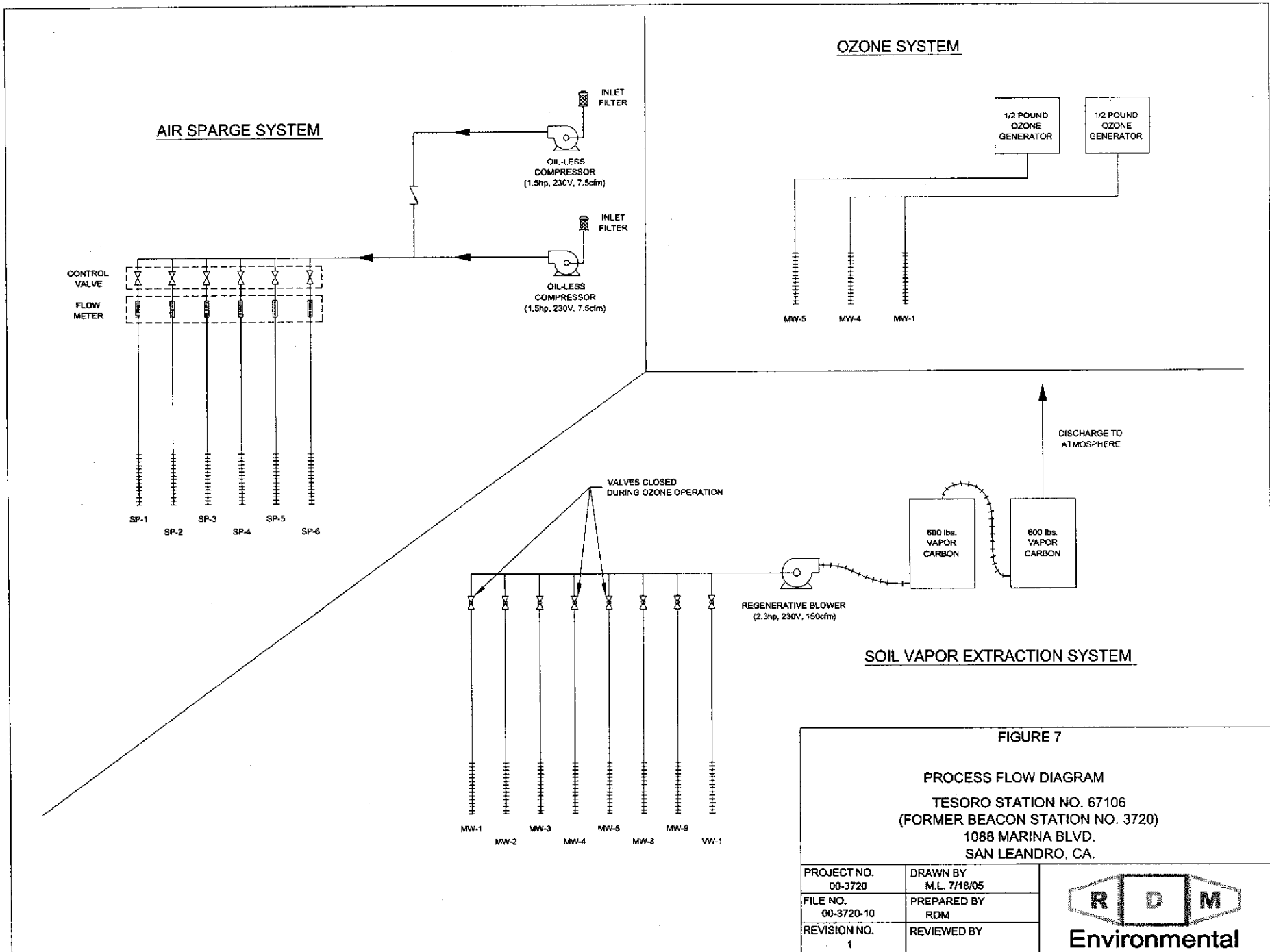
0 40 FT
APPROX. SCALE

FIGURE 6
MTBE ISOCONCENTRATION MAP
8/10/05
TESORO STATION NO. 67106
(FORMER BEACON STATION NO. 3720)
1088 MARINA BOULEVARD
SAN LEANDRO, CA.

PROJECT NO. 05-3720	DRAWN BY M.L. 10/26/05
FILE NO. 00-3720-11	PREPARED BY RDM
REVISION NO. 1	REVIEWED BY



R D M
Environmental



OZONE SYSTEM

AIR SPARGE SYSTEM

SOIL VAPOR EXTRACTION SYSTEM

FIGURE 7

PROCESS FLOW DIAGRAM
 TESORO STATION NO. 67106
 (FORMER BEACON STATION NO. 3720)
 1088 MARINA BLVD.
 SAN LEANDRO, CA.

PROJECT NO. 00-3720	DRAWN BY M.L. 7/18/05
FILE NO. 00-3720-10	PREPARED BY RDM
REVISION NO. 1	REVIEWED BY



HISTORICAL BACKGROUND INFORMATION

Tesoro Station No. 67106
Former Beacon Station No. 3720
1088 Marina Boulevard
San Leandro, California

PREVIOUS OWNER

- January 1987 - Three underground gasoline storage tanks and one waste oil tank were excavated and removed from two tank cavities. Samples collected from beneath the former tanks indicated that hydrocarbons were present in the soil.
- March 1987 - Five monitoring wells (MW-1 through MW-5) were installed by Conoco. Hydrocarbons were detected in soil and ground-water samples collected from the wells with the highest concentrations being detected in the area of MW-4.
- July 1987 - Four soil borings were drilled in the vicinity of MW-4 to further characterize the soil contamination in that area. TPH concentrations above 100 ppm were detected in each boring. The site has been on a monitoring program since June 1987.

ULTRAMAR INC.

- July 1990 - The site was purchased by Ultramar Inc. from Conoco. The monitoring program has continued.
- August 1991 - A shallow ground water study was performed as a screening tool to locate wells.
- October 1991 - Three additional wells were installed to further define the extent of the dissolved hydrocarbon plume.
- October 1993 - Performed a ground-water pump test, a vapor extraction test, and an air-sparging test.
- May 1994 - A Problem Assessment Report/Remedial Action Plan was submitted.
- December 1994 - One additional monitoring well, six air sparging points and one vapor extraction well were installed.
- June 1997 - Began operation of vapor extraction system.
- July 1997 - The ground water recovery system and the air sparging system began operation.
- September 7, 1999 - Performed quarterly monitoring. Continued to operate the vapor extraction and air sparging systems. The ground-water system did not operate during the quarter.
- As of March 1998, the ground water extraction system has processed approximately 228,850 gallons of water.
- On October 4, 2000, 1,500 gallons of ground water were over purged from Monitoring wells MW-2 and MW-3 using a vacuum truck. Analytical results are included in Table 2.
- On October 17, 2000, 1,200 gallons of ground water were over purged from Monitoring wells MW-2 and MW-3 using a vacuum truck. Analytical results are included in Table 2.

HISTORICAL BACKGROUND INFORMATION

Tesoro Station No. 67106
Former Beacon Station No. 3720
1088 Marina Boulevard
San Leandro, California

- On November 29, 2000, approximately 1,800 gallons of ground water were extracted during the dual phased extraction (DPE) test from MW-1 and MW-2.
- On December 4, 2000, approximately 1,600 gallons of ground water were extracted during the DPE test.
- On January 4, 2001, approximately 1,000 gallons of ground water were extracted during the DPE test.
- The evaluation of these interim remediation events is included in the Doulos report entitled *Evaluation of Interim Remediation with Vacuum Truck/Dual Phase Extraction Events*.
- On May 17, 2002, Tesoro Petroleum purchased the facility from Ultramar.
- The ground water extraction system was removed during the system upgrade (November 2003).
- The soil vapor extraction and air sparging system was upgraded in November 2003.
- An ozone system was installed on December 4, 2004. Monitoring wells MW-1, MW-4, and MW-5 are connected to the ozone system.

ENCLOSURE B

Ground Water Sampling Information

Client: <u>Tesoro</u>	Sample Data: <u>8/10/2005</u>
Site: <u>Tesoro Station 67106</u>	Project Number: <u>02-67106</u>
<u>1088 Marina Blvd., San Leandro, CA</u>	Well Designation: <u>MW-1</u>
Signature: <u>[Signature]</u>	

Well Box Condition/Traffic

Traffic Control	Yes <input type="radio"/> No <input checked="" type="radio"/>	Time: <u>1408</u> hours
Standing water	Yes <input type="radio"/> No <input checked="" type="radio"/>	above or below casing
Top of well level	<input checked="" type="radio"/> Yes <input type="radio"/> No	Remark: _____
Well cap & locked	Yes <input type="radio"/> No <input checked="" type="radio"/>	Remark: <u>OZONE SPARK POINT</u>
Height of Riser	<u>6"</u>	
Well Box 8" <input checked="" type="radio"/> 12" <input type="radio"/> 24"	Type of well box	<u>CMI</u>

Purging/Sampling Equipment

Purging -

2" Disposable Bailer	<input checked="" type="checkbox"/>	Submersible Pump	_____
2" PVC Bailer	_____	Dedicated Bailer	_____
4" PVC Bailers	_____	Centrifugal Pump	_____

Sampling -

Disposable Bailer	<input checked="" type="checkbox"/>	Teflon Bailer	_____	Disposable Tubing	_____
-------------------	-------------------------------------	---------------	-------	-------------------	-------

Well Purging

Well Diameter:	2" <input checked="" type="checkbox"/>	4" _____	6" _____	8" _____
Purge Vol. Multiplier	0.16	0.65	1.47	2.61
Initial Measurement	_____	Recharge Measurement	_____	Calculated Purge <u>1.98</u>
Time: <u>1408</u>	_____	Time: _____	_____	Actual Purge <u>2.25</u>
Depth of Well <u>17.74</u>	_____	Depth to Water _____	_____	_____
Depth to Water <u>13.62</u>	_____	_____	_____	_____

Sample

Start Purge 1900 Sample Time 1913

Time	Temperature	E.C.	pH	ORP	Turbidity	Volume
<u>1905</u>	<u>65.4</u>	<u>231</u>	<u>7.15</u>			<u>1</u>
<u>1907</u>	<u>64.4</u>	<u>235</u>	<u>6.78</u>			<u>2</u>
<u>1909</u>	<u>64.8</u>	<u>229</u>	<u>6.72</u>			<u>3</u>

Sample Appearance CLEAR Lock N/A

Equipment Replacement

Lock N/A Well Cap OK Bolts OK Box OK

Remarks: _____

Client: <u>Tesoro</u>	Sample Data: <u>8/10/2005</u>
Site: <u>Tesoro Station 67106</u>	Project Number: <u>02-67106</u>
<u>1088 Marina Blvd., San Leandro, CA</u>	Well Designation: <u>MW-2</u>
Signature: <u>[Signature]</u>	

Well Box Condition/Traffic

Traffic Control	<input checked="" type="radio"/> Yes <input type="radio"/> No	Time: <u>1410</u> hours
Standing water	<input type="radio"/> Yes <input checked="" type="radio"/> No	above or below casing
Top of well level	<input checked="" type="radio"/> Yes <input type="radio"/> No	Remark: _____
Well cap & locked	<input checked="" type="radio"/> Yes <input type="radio"/> No	Remark: _____
Height of Riser	<u>2"</u>	
Well Box	<input checked="" type="radio"/> 8" <input type="radio"/> 12" <input type="radio"/> 24"	Type of well box <u>Pomelo</u>

Purging/Sampling Equipment

Purging -

2" Disposable Bailer	<input checked="" type="checkbox"/>	Submersible Pump	_____
2" PVC Bailer	_____	Dedicated Bailer	_____
4" PVC Bailers	_____	Centrifugal Pump	_____

Sampling -

Disposable Bailer	<input checked="" type="checkbox"/>	Teflon Bailer	_____	Disposable Tubing	_____
-------------------	-------------------------------------	---------------	-------	-------------------	-------

Well Purging

Well Diameter: 2"	<input checked="" type="checkbox"/>	4"	_____	6"	_____	8"	_____
Purge Vol. Multiplier	0.16	0.65	_____	1.47	_____	2.61	_____
Initial Measurement	_____	Recharge Measurement	_____	Calculated Purge	<u>4.34</u>		
Time:	<u>1410</u>	Time:	_____	Actual Purge	<u>5.0</u>		
Depth of Well	<u>22.31</u>	Depth to Water	_____				
Depth to Water	<u>13.27</u>						

Sample

Start Purge	<u>1932</u>	Sample Time	<u>1948</u>
-------------	-------------	-------------	-------------

Time	Temperature	E.C.	pH	ORP	Turbidity	Volume
<u>1934</u>	<u>68.0</u>	<u>320</u>	<u>6.65</u>			<u>1</u>
<u>1938</u>	<u>67.9</u>	<u>307</u>	<u>6.60</u>			<u>2</u>
<u>1943</u>	<u>67.7</u>	<u>306</u>	<u>6.59</u>			<u>3</u>

Sample Appearance	<u>Cloudy</u>	Lock	<u>ok</u>
-------------------	---------------	------	-----------

Equipment Replacement

Lock	<u>ok</u>	Well Cap	<u>ok</u>	Bolts	<u>-1</u>	Box	<u>ok</u>
------	-----------	----------	-----------	-------	-----------	-----	-----------

Remarks:

Client: <u>Tesoro</u>	Sample Data: <u>8/10/2005</u>
Site: <u>Tesoro Station 67106</u>	Project Number: <u>02-67106</u>
<u>1088 Marina Blvd., San Leandro, CA</u>	Well Designation: <u>MW-3</u>
Signature: <u>[Signature]</u>	

Well Box Condition/Traffic

Traffic Control	<input checked="" type="radio"/> Yes <input type="radio"/> No	Time: <u>1348</u> hours
Standing water	<input type="radio"/> Yes <input checked="" type="radio"/> No	above or below casing
Top of well level	<input type="radio"/> Yes <input checked="" type="radio"/> No	Remark: _____
Well cap & locked	<input checked="" type="radio"/> Yes <input type="radio"/> No	Remark: _____
Height of Riser	<u>2"</u>	
Well Box	8" <input checked="" type="radio"/> 12" <input type="radio"/> 24" <input type="radio"/>	Type of well box <u>CMI</u>

Purging/Sampling Equipment

Purging -

2" Disposable Bailer	_____	Submersible Pump	_____
2" PVC Bailer	_____	Dedicated Bailer	_____
4" PVC Bailer	_____	Centrifugal Pump	<input checked="" type="checkbox"/>

Sampling -

Disposable Bailer	<input checked="" type="checkbox"/>	Teflon Bailer	_____	Disposable Tubing	_____
-------------------	-------------------------------------	---------------	-------	-------------------	-------

Well Purging

Well Diameter:	2" <input checked="" type="checkbox"/>	4" _____	6" _____	8" _____
Purge Vol. Multiplier	0.16	0.65	1.47	2.61
Initial Measurement	Recharge Measurement		Calculated Purge <u>7.30</u>	
Time: <u>1348</u>	Time: _____		Actual Purge <u>8.50</u>	
Depth of Well <u>28.4</u>	Depth to Water _____			
Depth to Water <u>13.19</u>				

Sample

Start Purge <u>1801</u>	Sample Time <u>1808</u>
-------------------------	-------------------------

Time	Temperature	E.C.	pH	ORP	Turbidity	Volume
1804	69.6	355	6.82			1
1805	69.4	347	6.80			2
1806	69.4	346	6.78			3

Sample Appearance <u>CLEAR</u>	Lock <u>OK</u>
--------------------------------	----------------

Equipment Replacement

Lock <u>OK</u>	Well Cap <u>need 1</u>	Bolts <u>OK</u>	Box <u>OK</u>
----------------	------------------------	-----------------	---------------

Remarks: _____

Client: <u>Tesoro</u>	Sample Data: <u>8/10/2005</u>
Site: <u>Tesoro Station 67106</u>	Project Number: <u>02-67106</u>
<u>1088 Marina Blvd., San Leandro, CA</u>	Well Designation: <u>MW-4</u>
Signature: <u>[Signature]</u>	

Well Box Condition/Traffic

Traffic Control	<input checked="" type="radio"/> Yes <input type="radio"/> No	Time: <u>1405</u> hours
Standing water	Yes <input type="radio"/> No <input checked="" type="radio"/>	above or below casing
Top of well level	Yes <input type="radio"/> No <input checked="" type="radio"/>	Remark: _____
Well cap & locked	Yes <input type="radio"/> No <input checked="" type="radio"/>	Remark: <u>OZONE SPARGE POINT</u>
Height of Riser	<u>2"</u>	
Well Box	8" 12" <input checked="" type="radio"/> 24"	Type of well box <u>NOT MARKED</u>

Purging/Sampling Equipment

Purging -

2" Disposable Bailer	_____	Submersible Pump	_____
2" PVC Bailer	_____	Dedicated Bailer	_____
4" PVC Bailers	_____	Centrifugal Pump	<u>X</u>

Sampling -

Disposable Bailer	<u>X</u>	Teflon Bailer	_____	Disposable Tubing	_____
-------------------	----------	---------------	-------	-------------------	-------

Well Purging

Well Diameter:	2" <u>X</u>	4" _____	6" _____	8" _____
Purge Vol. Multiplier	0.16	0.65	1.47	2.61
Initial Measurement	_____	Recharge Measurement	_____	Calculated Purge <u>6.59</u>
Time:	<u>1405</u>	Time:	_____	Actual Purge <u>6.50</u>
Depth of Well	<u>27.45</u>	Depth to Water	_____	
Depth to Water	<u>13.73</u>			

Sample

Start Purge	<u>1823</u>	Sample Time	<u>1849</u>
-------------	-------------	-------------	-------------

Time	Temperature	E.C.	pH	ORP	Turbidity	Volume
<u>1825</u>	<u>73.5</u>	<u>624</u>	<u>6.83</u>			<u>1</u>
<u>1842</u>	<u>72.6</u>	<u>526</u>	<u>6.86</u>			<u>2</u>
<u>1844</u>	<u>71.7</u>	<u>521</u>	<u>6.83</u>			<u>3</u>

Sample Appearance	<u>CLOUDY</u>	Lock	<u>N/A</u>
-------------------	---------------	------	------------

Equipment Replacement

Lock	<u>N/A</u>	Well Cap	<u>OK</u>	Bolts	<u>-1</u>	Box	<u>OK</u>
------	------------	----------	-----------	-------	-----------	-----	-----------

Remarks: - SPARGE BUBBLE MISSING FROM OZONE SPARGE LINE
 - Detected after 1.5 volumes. Allowed to recharge for 15 min

Client: <u>Tesoro</u>	Sample Data: <u>8/10/2005</u>
Site: <u>Tesoro Station 67106</u>	Project Number: <u>02-67106</u>
<u>1088 Marina Blvd., San Leandro, CA</u>	Well Designation: <u>MW-5</u>
Signature: <u>[Signature]</u>	

Well Box Condition/Traffic

Traffic Control	<input checked="" type="radio"/> Yes <input type="radio"/> No	Time: <u>1343</u> hours
Standing water	Yes <input type="radio"/> <input checked="" type="radio"/> No	above or below casing
Top of well level	Yes <input type="radio"/> <input checked="" type="radio"/> No	Remark:
Well cap & locked	Yes <input type="radio"/> <input checked="" type="radio"/> No	Remark: <u>ORANGE SPARKLE PULLEY</u>
Height of Riser	<u>1.5"</u>	
Well Box 8" 12" <input checked="" type="radio"/> 24"	Type of well box	<u>Not Marked</u>

Purging/Sampling Equipment

Purging -

2" Disposable Bailer	<u> </u>	Submersible Pump	<u> </u>
2" PVC Bailer	<u> </u>	Dedicated Bailer	<u> </u>
4" PVC Bailers	<u> </u>	Centrifugal Pump	<u> X </u>

Sampling -

Disposable Bailer	<u> X </u>	Teflon Bailer	<u> </u>	Disposable Tubing	<u> </u>
-------------------	--------------	---------------	-------------------	-------------------	-------------------

Well Purging

Well Diameter:	2" <u> X </u>	4" <u> </u>	6" <u> </u>	8" <u> </u>	
Purge Vol. Multiplier	0.16	0.65	1.47	2.61	
Initial Measurement	<u> </u>	Recharge Measurement	<u> </u>	Calculated Purge	<u> 7.41 </u>
Time:	<u> 1343 </u>	Time:	<u> </u>	Actual Purge	<u> 7.50 </u>
Depth of Well	<u> 28.8 </u>	Depth to Water	<u> </u>		
Depth to Water	<u> 13.36 </u>				

Sample

Start Purge 1652 Sample Time 1702

Time	Temperature	E.C.	pH	ORP	Turbidity	Volume
<u> 1655 </u>	<u> 71.0 </u>	<u> 545 </u>	<u> 6.93 </u>			<u> 1 </u>
<u> 1657 </u>	<u> 71.1 </u>	<u> 547 </u>	<u> 6.82 </u>			<u> 2 </u>
<u> 1659 </u>	<u> 71.2 </u>	<u> 551 </u>	<u> 6.78 </u>			<u> 3 </u>

Sample Appearance CLOUDY Lock N/A

Equipment Replacement

Lock N/A Well Cap OK Bolts -4 Box OK

Remarks:

Client: <u>Tesoro</u>	Sample Data: <u>8/10/2005</u>
Site: <u>Tesoro Station 67106</u>	Project Number: <u>02-67106</u>
<u>1088 Marina Blvd., San Leandro, CA</u>	Well Designation: <u>MW-6</u>
Signature: <u>[Signature]</u>	

Well Box Condition/Traffic

Traffic Control	<input checked="" type="radio"/> Yes <input type="radio"/> No	Time: <u>1336</u> hours
Standing water	<input checked="" type="radio"/> Yes <input type="radio"/> No	above or <u>below</u> casing
Top of well level	<input checked="" type="radio"/> Yes <input type="radio"/> No	Remark: _____
Well cap & locked	<input checked="" type="radio"/> Yes <input type="radio"/> No	Remark: _____
Height of Riser	<u>7"</u>	
Well Box	8" <u>(12")</u> 24"	Type of well box <u>POMBO</u>

Purging/Sampling Equipment

Purging -

2" Disposable Bailer	<u>X</u>	Submersible Pump	_____
2" PVC Bailer	_____	Dedicated Bailer	_____
4" PVC Bailers	_____	Centrifugal Pump	_____

Sampling -

Disposable Bailer	<u>X</u>	Teflon Bailer	_____	Disposable Tubing	_____
-------------------	----------	---------------	-------	-------------------	-------

Well Purging

Well Diameter: 2"	<u>X</u>	4"	_____	6"	_____	8"	_____
Purge Vol. Multiplier	0.16	0.65	1.47	2.61			
Initial Measurement		Recharge Measurement		Calculated Purge	<u>1.65</u>		
Time: <u>1336</u>		Time: _____		Actual Purge	<u>2.25</u>		
Depth of Well	<u>14.96</u>	Depth to Water	_____				
Depth to Water	<u>11.42</u>						

Sample

Start Purge 1419 Sample Time 1430

Time	Temperature	E.C.	pH	ORP	Turbidity	Volume
<u>1422</u>	<u>69.6</u>	<u>993</u>	<u>6.85</u>			<u>1</u>
<u>1424</u>	<u>68.7</u>	<u>989</u>	<u>6.79</u>			<u>2</u>
<u>1427</u>	<u>68.4</u>	<u>990</u>	<u>6.86</u>			<u>3</u>

Sample Appearance CLEAR Lock 04

Equipment Replacement

Lock ok Well Cap ok Bolts -3 Box ok

Remarks:

Client: Tesoro Sample Data: 8/10/2005
 Site: Tesoro Station 67106 Project Number: 02-67106
1088 Marina Blvd., San Leandro, CA Well Designation: MW-7
 Signature: [Signature]

Well Box Condition/Traffic

Traffic Control Yes No Time: 1338 hours
 Standing water Yes No above or below casing
 Top of well level Yes No Remark: _____
 Well cap & locked Yes No Remark: _____
 Height of Riser 12"
 Well Box 8" 12" 24" Type of well box Pomelo

Purging/Sampling Equipment

Purging -

2" Disposable Bailer _____ Submersible Pump _____
 2" PVC Bailer _____ Dedicated Bailer _____
 4" PVC Bailer _____ Centrifugal Pump X

Sampling -

Disposable Bailer X Teflon Bailer _____ Disposable Tubing _____

Well Purging

Well Diameter: 2" X 4" _____ 6" _____ 8" _____
 Purge Vol. Multiplier 0.16 0.65 1.47 2.61

Initial Measurement _____ Recharge Measurement _____ Calculated Purge 6.24
 Time: 1338 Time: _____ Actual Purge 9.0
 Depth of Well 25.45 Depth to Water _____
 Depth to Water 12.44

Sample

Start Purge 1455 Sample Time 1506

Time	Temperature	E.C.	pH	ORP	Turbidity	Volume
1458	71.9	386	6.90			1
1500	71.4	396	6.82			2
1501	70.7	430	6.82			3
1503	71.0	392	6.77			4

Sample Appearance LEAK Lock 04

Equipment Replacement

Lock 04 Well Cap 04 Bolts -3 Box mission bit receiver

Remarks:

Client: <u>Tesoro</u>	Sample Data: <u>8/10/2005</u>
Site: <u>Tesoro Station 67106</u>	Project Number: <u>02-67106</u>
<u>1088 Marina Blvd., San Leandro, CA</u>	Well Designation: <u>MW-8</u>
Signature: <u>[Signature]</u>	

Well Box Condition/Traffic

Traffic Control	Yes <input type="checkbox"/> No <input checked="" type="checkbox"/>	Time: <u>1345</u> hours
Standing water	Yes <input type="checkbox"/> No <input checked="" type="checkbox"/>	above or below casing
Top of well level	Yes <input type="checkbox"/> No <input checked="" type="checkbox"/>	Remark: _____
Well cap & locked	Yes <input checked="" type="checkbox"/> No <input type="checkbox"/>	Remark: _____
Height of Riser	<u>5"</u>	
Well Box	8" <input checked="" type="checkbox"/> 12" <input type="checkbox"/> 24" <input type="checkbox"/>	Type of well box <u>C.M.I</u>

Purging/Sampling Equipment

Purging -

2" Disposable Bailer	_____	Submersible Pump	_____
2" PVC Bailer	_____	Dedicated Bailer	_____
4" PVC Bailers	_____	Centrifugal Pump	<u>X</u>

Sampling -

Disposable Bailer	<u>X</u>	Teflon Bailer	_____	Disposable Tubing	_____
-------------------	----------	---------------	-------	-------------------	-------

Well Purging

Well Diameter:	2" <u>X</u>	4" _____	6" _____	8" _____
Purge Vol. Multiplier	0.16	0.65	1.47	2.61
Initial Measurement	_____	Recharge Measurement	_____	Calculated Purge <u>6.65</u>
Time:	<u>1345</u>	Time:	_____	Actual Purge <u>7.5</u>
Depth of Well	<u>28.05</u>	Depth to Water	_____	
Depth to Water	<u>14.20</u>			

Sample

Start Purge 1715 Sample Time 1725

Time	Temperature	E.C.	pH	ORP	Turbidity	Volume
<u>1717</u>	<u>68.5</u>	<u>765</u>	<u>6.75</u>			<u>1</u>
<u>1719</u>	<u>68.5</u>	<u>817</u>	<u>6.72</u>			<u>2</u>
<u>1721</u>	<u>68.4</u>	<u>827</u>	<u>6.72</u>			<u>3</u>

Sample Appearance CLEAR Lock 04

Equipment Replacement

Lock 04 Well Cap 04 Bolts -1 Box 04

Remarks:

Client: Tesoro Sample Data: 8/10/2005
 Site: Tesoro Station 67106 Project Number: 02-67106
1088 Marina Blvd., San Leandro, CA Well Designation: MW-9
 Signature: [Signature]

Well Box Condition/Traffic

Traffic Control Yes No Time: 1341 hours
 Standing water Yes No above or below casing
 Top of well level Yes No Remark:
 Well cap & locked Yes No Remark: Air space point
 Height of Riser 6"
 Well Box 8" 12" 24" Type of well box Not marked

Purging/Sampling Equipment

Purging -

2" Disposable Bailer _____ Submersible Pump _____
 2" PVC Bailor _____ Dedicated Bailor _____
 4" PVC Bailer _____ Centrifugal Pump X

Sampling -

Disposable Bailor X Teflon Bailor _____ Disposable Tubing _____

Well Purging

Well Diameter: 2" _____ 4" X 6" _____ 8" _____
 Purge Vol. Multiplier 0.16 0.65 1.47 2.61
 Initial Measurement _____ Recharge Measurement _____ Calculated Purge 22.54
 Time: 1341 Time: _____ Actual Purge 23.0
 Depth of Well 24.6 Depth to Water _____
 Depth to Water 13.04

Sample

Start Purge 1610 Sample Time 1630

Time	Temperature	E.C.	pH	ORP	Turbidity	Volume
1620	70.5	440	6.91			1
1623	70.3	425	6.89			2
1627	70.1	465	6.88			3

Sample Appearance CLEAR Lock N/A

Equipment Replacement

Lock N/A Well Cap OK Bolts -3 Box Two bits shared in receiver

Remarks:

Client: Tesoro	Sample Data: 8/10/2005
Site: Tesoro Station 67106	Project Number: 02-67106
1088 Marina Blvd., San Leandro, CA	Well Designation: _____
Signature: _____	

Well Box Condition/Traffic

Traffic Control	Yes No	Time: _____ hours
Standing water	Yes No	above or below casing
Top of well level	Yes No	Remark: _____
Well cap & locked	Yes No	Remark: _____
Height of Riser	_____	
Well Box	8" 12" 24"	Type of well box _____

Purging/Sampling Equipment

Purging -

2" Disposable Bailer	_____	Submersible Pump	_____
2" PVC Bailer	_____	Dedicated Bailer	_____
4" PVC Bailleurs	_____	Centrifugal Pump	_____

Sampling -

Disposable Bailer	_____	Teflon Bailer	_____	Disposable Tubing	_____
-------------------	-------	---------------	-------	-------------------	-------

Well Purging

Well Diameter:	2" _____	4" _____	6" _____	8" _____
Purge Vol. Multiplier	0.16	0.65	1.47	2.61
Initial Measurement	Recharge Measurement		Calculated Purge	
Time: _____	Time: _____		Actual Purge _____	
Depth of Well _____	Depth to Water _____		_____	
Depth to Water _____	_____			

Sample

Start Purge _____	Sample Time _____
-------------------	-------------------

Time	Temperature	E.C.	pH	ORP	Turbidity			Volume

Sample Appearance _____	Lock _____
-------------------------	------------

Equipment Replacement

Lock _____	Well Cap _____	Bolts _____	Box _____
------------	----------------	-------------	-----------

Remarks: _____



Analysis Summary

Report Number : 43222

Date : 4/15/2005

Attention : Richard Munsch
 RDM Environmental
 6280 Brookshire Drive
 Rocklin, CA 95677

Project Name : Tesoro Station 67106
 Project Number : 67106

Sample Name			MW-1		MW-2		MW-3		MW-4		MW-5		MW-6		MW-7		MW-8	
Sample Date			4/8/2005		4/8/2005		4/8/2005		4/8/2005		4/8/2005		4/8/2005		4/8/2005		4/8/2005	
Analyte	Method	Units	MRL	Results	MRL	Results	MRL	Results	MRL	Results	MRL	Results	MRL	Results	MRL	Results	MRL	Results
Benzene	EPA 8260B	ug/L	1.5	ND	2.5	19	0.50	ND	2.0	15	0.50	ND	0.50	ND	0.50	ND	0.50	1.1
Toluene	EPA 8260B	ug/L	1.5	ND	2.5	11	0.50	ND	2.0	160	0.50	ND	0.50	ND	0.50	ND	0.50	ND
Ethylbenzene	EPA 8260B	ug/L	1.5	84	2.5	580	0.50	ND	2.0	200	0.50	ND	0.50	ND	0.50	ND	0.50	ND
Total Xylenes	EPA 8260B	ug/L	1.5	24	2.5	630	0.50	ND	2.0	1200	0.50	ND	0.50	ND	0.50	ND	0.50	ND
Methyl-t-butyl ether (MTBE)	EPA 8260B	ug/L	1.5	ND	2.5	7.9	0.50	4.2	2.0	6.6	0.50	7.9	0.50	ND	0.50	0.78	0.50	6.9
Diisopropyl ether (DIPE)	EPA 8260B	ug/L	1.5	ND	2.5	ND	0.50	ND	2.0	ND	0.50	ND	0.50	ND	0.50	ND	0.50	ND
Ethyl-t-butyl ether (ETBE)	EPA 8260B	ug/L	1.5	ND	2.5	ND	0.50	ND	2.0	ND	0.50	ND	0.50	ND	0.50	ND	0.50	ND
Tert-amyl methyl ether (TAME)	EPA 8260B	ug/L	1.5	ND	2.5	ND	0.50	ND	2.0	ND	0.50	ND	0.50	ND	0.50	ND	0.50	ND
Tert-Butanol	EPA 8260B	ug/L	7.0	ND	15	ND	5.0	ND	20	ND	5.0	ND	5.0	ND	5.0	ND	5.0	ND
TPH as Gasoline	EPA 8260B	ug/L	150	8100	250	14000	50	770	200	5800	50	67	50	ND	50	ND	50	81
Toluene - d8 (Surr)	EPA 8260B	%		99.8		93.4		101		102		95.1		100		101		93.9
4-Bromofluorobenzene (Surr)	EPA 8260B	%		106		106		99.8		110		99.6		102		104		106

MRL = Method Reporting Limit
 ND = Not Detected

Approved By,


 Joel Kiff



Analysis Summary

Report Number : 43222

Date : 4/15/2005

Attention : Richard Munsch
RDM Environmental
6280 Brookshire Drive
Rocklin, CA 95677

Project Name : Tesoro Station 67106
Project Number : 67106

Sample Name		MW-9			
Sample Date		4/8/2005			
Analyte	Method	Units	MRL	Results	
Benzene	EPA 8260B	ug/L	0.50	ND	
Toluene	EPA 8260B	ug/L	0.50	ND	
Ethylbenzene	EPA 8260B	ug/L	0.50	ND	
Total Xylenes	EPA 8260B	ug/L	0.50	ND	
Methyl-t-butyl ether (MTBE)	EPA 8260B	ug/L	0.50	ND	
Diisopropyl ether (DIPE)	EPA 8260B	ug/L	0.50	ND	
Ethyl-t-butyl ether (ETBE)	EPA 8260B	ug/L	0.50	ND	
Tert-amyl methyl ether (TAME)	EPA 8260B	ug/L	0.50	ND	
Tert-Butanol	EPA 8260B	ug/L	5.0	ND	
TPH as Gasoline	EPA 8260B	ug/L	50	150	
Toluene - d8 (Surr)	EPA 8260B	%		101	
4-Bromofluorobenzene (Surr)	EPA 8260B	%		103	

MRL = Method Reporting Limit

ND = Not Detected

Approved By,

Jbel Kiff

2795 2nd St., Suite 300 Davis, CA 95616 530-297-4800

ELAP # 2236

ENCLOSURE C

Ground Water Analytical Results



Report Number : 45356

Date : 8/19/2005

Richard Munsch
RDM Environmental
6280 Brookshire Drive
Rocklin, CA 95677

Subject : 9 Water Samples
Project Name : Tesoro Station 67106
Project Number : 67106

Dear Mr. Munsch,

Chemical analysis of the samples referenced above has been completed. Summaries of the data are contained on the following pages. Sample(s) were received under documented chain-of-custody. US EPA protocols for sample storage and preservation were followed.

Kiff Analytical is certified by the State of California (# 2236). If you have any questions regarding procedures or results, please call me at 530-297-4800.

Sincerely,



Joel Kiff

Project Name : **Tesoro Station 67106**

Project Number : **67106**

Sample : **MW-1**

Matrix : Water

Lab Number : 45356-01

Sample Date :8/10/2005

Parameter	Measured Value	Method Reporting Limit	Units	Analysis Method	Date Analyzed
Benzene	< 1.5	1.5	ug/L	EPA 8260B	8/18/2005
Toluene	< 1.5	1.5	ug/L	EPA 8260B	8/18/2005
Ethylbenzene	92	1.5	ug/L	EPA 8260B	8/18/2005
Total Xylenes	32	1.5	ug/L	EPA 8260B	8/18/2005
Methyl-t-butyl ether (MTBE)	< 1.5	1.5	ug/L	EPA 8260B	8/18/2005
Diisopropyl ether (DIPE)	< 1.5	1.5	ug/L	EPA 8260B	8/18/2005
Ethyl-t-butyl ether (ETBE)	< 1.5	1.5	ug/L	EPA 8260B	8/18/2005
Tert-amyl methyl ether (TAME)	< 1.5	1.5	ug/L	EPA 8260B	8/18/2005
Tert-Butanol	< 7.0	7.0	ug/L	EPA 8260B	8/18/2005
TPH as Gasoline	8700	150	ug/L	EPA 8260B	8/18/2005
Toluene - d8 (Surr)	89.4		% Recovery	EPA 8260B	8/18/2005
4-Bromofluorobenzene (Surr)	101		% Recovery	EPA 8260B	8/18/2005

Approved By:

Joel Kiff





Report Number : 45356

Date : 8/19/2005

Project Name : **Tesoro Station 67106**

Project Number : **67106**

Sample : **MW-2**

Matrix : Water

Lab Number : 45356-02

Sample Date :8/10/2005

Parameter	Measured Value	Method Reporting Limit	Units	Analysis Method	Date Analyzed
Benzene	21	2.5	ug/L	EPA 8260B	8/18/2005
Toluene	11	2.5	ug/L	EPA 8260B	8/18/2005
Ethylbenzene	610	2.5	ug/L	EPA 8260B	8/18/2005
Total Xylenes	520	2.5	ug/L	EPA 8260B	8/18/2005
Methyl-t-butyl ether (MTBE)	7.6	2.5	ug/L	EPA 8260B	8/18/2005
Diisopropyl ether (DIPE)	< 2.5	2.5	ug/L	EPA 8260B	8/18/2005
Ethyl-t-butyl ether (ETBE)	< 2.5	2.5	ug/L	EPA 8260B	8/18/2005
Tert-amyl methyl ether (TAME)	< 2.5	2.5	ug/L	EPA 8260B	8/18/2005
Tert-Butanol	< 15	15	ug/L	EPA 8260B	8/18/2005
TPH as Gasoline	13000	250	ug/L	EPA 8260B	8/18/2005
Toluene - d8 (Surr)	97.0		% Recovery	EPA 8260B	8/18/2005
4-Bromofluorobenzene (Surr)	107		% Recovery	EPA 8260B	8/18/2005

Approved By:

Joel Kiff



Report Number : 45356

Date : 8/19/2005

Project Name : Tesoro Station 67106

Project Number : 67106

Sample : MW-3

Matrix : Water

Lab Number : 45356-03

Sample Date :8/10/2005

Parameter	Measured Value	Method Reporting Limit	Units	Analysis Method	Date Analyzed
Benzene	3.4	0.50	ug/L	EPA 8260B	8/16/2005
Toluene	0.61	0.50	ug/L	EPA 8260B	8/16/2005
Ethylbenzene	0.57	0.50	ug/L	EPA 8260B	8/16/2005
Total Xylenes	< 0.50	0.50	ug/L	EPA 8260B	8/16/2005
Methyl-t-butyl ether (MTBE)	6.3	0.50	ug/L	EPA 8260B	8/16/2005
Diisopropyl ether (DIPE)	< 0.50	0.50	ug/L	EPA 8260B	8/16/2005
Ethyl-t-butyl ether (ETBE)	< 0.50	0.50	ug/L	EPA 8260B	8/16/2005
Tert-amyl methyl ether (TAME)	< 0.50	0.50	ug/L	EPA 8260B	8/16/2005
Tert-Butanol	11	5.0	ug/L	EPA 8260B	8/16/2005
TPH as Gasoline	1600	50	ug/L	EPA 8260B	8/16/2005
Toluene - d8 (Surr)	102		% Recovery	EPA 8260B	8/16/2005
4-Bromofluorobenzene (Surr)	95.5		% Recovery	EPA 8260B	8/16/2005

Approved By:

Joel Kiff

Project Name : **Tesoro Station 67106**

Project Number : **67106**

Sample : **MW-4**

Matrix : Water

Lab Number : 45356-04

Sample Date :8/10/2005

Parameter	Measured Value	Method Reporting Limit	Units	Analysis Method	Date Analyzed
Benzene	7.0	0.50	ug/L	EPA 8260B	8/19/2005
Toluene	110	0.50	ug/L	EPA 8260B	8/19/2005
Ethylbenzene	100	0.50	ug/L	EPA 8260B	8/19/2005
Total Xylenes	570	0.50	ug/L	EPA 8260B	8/19/2005
Methyl-t-butyl ether (MTBE)	5.2	0.50	ug/L	EPA 8260B	8/19/2005
Diisopropyl ether (DIPE)	< 0.50	0.50	ug/L	EPA 8260B	8/19/2005
Ethyl-t-butyl ether (ETBE)	< 0.50	0.50	ug/L	EPA 8260B	8/19/2005
Tert-amyl methyl ether (TAME)	< 0.50	0.50	ug/L	EPA 8260B	8/19/2005
Tert-Butanol	9.9	5.0	ug/L	EPA 8260B	8/19/2005
TPH as Gasoline	3000	50	ug/L	EPA 8260B	8/19/2005
Toluene - d8 (Surr)	98.4		% Recovery	EPA 8260B	8/19/2005
4-Bromofluorobenzene (Surr)	102		% Recovery	EPA 8260B	8/19/2005

Approved By:

Joel Kiff



Report Number : 45356

Date : 8/19/2005

Project Name : **Tesoro Station 67106**

Project Number : **67106**

Sample : **MW-5**

Matrix : Water

Lab Number : 45356-05

Sample Date :8/10/2005

Parameter	Measured Value	Method Reporting Limit	Units	Analysis Method	Date Analyzed
Benzene	< 0.50	0.50	ug/L	EPA 8260B	8/17/2005
Toluene	< 0.50	0.50	ug/L	EPA 8260B	8/17/2005
Ethylbenzene	< 0.50	0.50	ug/L	EPA 8260B	8/17/2005
Total Xylenes	< 0.50	0.50	ug/L	EPA 8260B	8/17/2005
Methyl-t-butyl ether (MTBE)	1.5	0.50	ug/L	EPA 8260B	8/17/2005
Diisopropyl ether (DIPE)	< 0.50	0.50	ug/L	EPA 8260B	8/17/2005
Ethyl-t-butyl ether (ETBE)	< 0.50	0.50	ug/L	EPA 8260B	8/17/2005
Tert-amyl methyl ether (TAME)	< 0.50	0.50	ug/L	EPA 8260B	8/17/2005
Tert-Butanol	< 5.0	5.0	ug/L	EPA 8260B	8/17/2005
TPH as Gasoline	< 50	50	ug/L	EPA 8260B	8/17/2005
Toluene - d8 (Surr)	95.3		% Recovery	EPA 8260B	8/17/2005
4-Bromofluorobenzene (Surr)	96.8		% Recovery	EPA 8260B	8/17/2005

Approved By:

Joel Kiff

Project Name : **Tesoro Station 67106**

Project Number : **67106**

Sample : **MW-6**

Matrix : Water

Lab Number : 45356-06

Sample Date :8/10/2005

Parameter	Measured Value	Method Reporting Limit	Units	Analysis Method	Date Analyzed
Benzene	< 0.50	0.50	ug/L	EPA 8260B	8/17/2005
Toluene	< 0.50	0.50	ug/L	EPA 8260B	8/17/2005
Ethylbenzene	< 0.50	0.50	ug/L	EPA 8260B	8/17/2005
Total Xylenes	< 0.50	0.50	ug/L	EPA 8260B	8/17/2005
Methyl-t-butyl ether (MTBE)	< 0.50	0.50	ug/L	EPA 8260B	8/17/2005
Diisopropyl ether (DIPE)	< 0.50	0.50	ug/L	EPA 8260B	8/17/2005
Ethyl-t-butyl ether (ETBE)	< 0.50	0.50	ug/L	EPA 8260B	8/17/2005
Tert-amyl methyl ether (TAME)	< 0.50	0.50	ug/L	EPA 8260B	8/17/2005
Tert-Butanol	< 5.0	5.0	ug/L	EPA 8260B	8/17/2005
TPH as Gasoline	< 50	50	ug/L	EPA 8260B	8/17/2005
Toluene - d8 (Surr)	101		% Recovery	EPA 8260B	8/17/2005
4-Bromofluorobenzene (Surr)	94.8		% Recovery	EPA 8260B	8/17/2005

Approved By:  Joel Kiff

Project Name : **Tesoro Station 67106**

Project Number : **67106**

Sample : **MW-7**

Matrix : Water

Lab Number : 45356-07

Sample Date : 8/10/2005

Parameter	Measured Value	Method Reporting Limit	Units	Analysis Method	Date Analyzed
Benzene	< 0.50	0.50	ug/L	EPA 8260B	8/17/2005
Toluene	< 0.50	0.50	ug/L	EPA 8260B	8/17/2005
Ethylbenzene	< 0.50	0.50	ug/L	EPA 8260B	8/17/2005
Total Xylenes	< 0.50	0.50	ug/L	EPA 8260B	8/17/2005
Methyl-t-butyl ether (MTBE)	< 0.50	0.50	ug/L	EPA 8260B	8/17/2005
Diisopropyl ether (DIPE)	< 0.50	0.50	ug/L	EPA 8260B	8/17/2005
Ethyl-t-butyl ether (ETBE)	< 0.50	0.50	ug/L	EPA 8260B	8/17/2005
Tert-amyl methyl ether (TAME)	< 0.50	0.50	ug/L	EPA 8260B	8/17/2005
Tert-Butanol	< 5.0	5.0	ug/L	EPA 8260B	8/17/2005
TPH as Gasoline	< 50	50	ug/L	EPA 8260B	8/17/2005
Toluene - d8 (Surr)	101		% Recovery	EPA 8260B	8/17/2005
4-Bromofluorobenzene (Surr)	95.2		% Recovery	EPA 8260B	8/17/2005

Approved By:

Joel Kiff

Project Name : **Tesoro Station 67106**

Project Number : **67106**

Sample : **MW-8**

Matrix : Water

Lab Number : 45356-08

Sample Date :8/10/2005

Parameter	Measured Value	Method Reporting Limit	Units	Analysis Method	Date Analyzed
Benzene	14	0.50	ug/L	EPA 8260B	8/17/2005
Toluene	< 0.50	0.50	ug/L	EPA 8260B	8/17/2005
Ethylbenzene	26	0.50	ug/L	EPA 8260B	8/17/2005
Total Xylenes	22	0.50	ug/L	EPA 8260B	8/17/2005
Methyl-t-butyl ether (MTBE)	27	0.50	ug/L	EPA 8260B	8/17/2005
Diisopropyl ether (DIPE)	< 0.50	0.50	ug/L	EPA 8260B	8/17/2005
Ethyl-t-butyl ether (ETBE)	< 0.50	0.50	ug/L	EPA 8260B	8/17/2005
Tert-amyl methyl ether (TAME)	< 0.50	0.50	ug/L	EPA 8260B	8/17/2005
Tert-Butanol	22	5.0	ug/L	EPA 8260B	8/17/2005
TPH as Gasoline	2000	50	ug/L	EPA 8260B	8/17/2005
Toluene - d8 (Surr)	99.1		% Recovery	EPA 8260B	8/17/2005
4-Bromofluorobenzene (Surr)	97.1		% Recovery	EPA 8260B	8/17/2005

Approved By:

Joel Kiff





Report Number : 45356

Date : 8/19/2005

Project Name : Tesoro Station 67106

Project Number : 67106

Sample : MW-9

Matrix : Water

Lab Number : 45356-09

Sample Date :8/10/2005

Parameter	Measured Value	Method Reporting Limit	Units	Analysis Method	Date Analyzed
Benzene	< 0.50	0.50	ug/L	EPA 8260B	8/17/2005
Toluene	< 0.50	0.50	ug/L	EPA 8260B	8/17/2005
Ethylbenzene	0.76	0.50	ug/L	EPA 8260B	8/17/2005
Total Xylenes	< 0.50	0.50	ug/L	EPA 8260B	8/17/2005
Methyl-t-butyl ether (MTBE)	< 0.50	0.50	ug/L	EPA 8260B	8/17/2005
Diisopropyl ether (DIPE)	< 0.50	0.50	ug/L	EPA 8260B	8/17/2005
Ethyl-t-butyl ether (ETBE)	< 0.50	0.50	ug/L	EPA 8260B	8/17/2005
Tert-amyl methyl ether (TAME)	< 0.50	0.50	ug/L	EPA 8260B	8/17/2005
Tert-Butanol	< 5.0	5.0	ug/L	EPA 8260B	8/17/2005
TPH as Gasoline	260	50	ug/L	EPA 8260B	8/17/2005
Toluene - d8 (Surr)	102		% Recovery	EPA 8260B	8/17/2005
4-Bromofluorobenzene (Surr)	95.6		% Recovery	EPA 8260B	8/17/2005

Approved By:

Joel Kiff

Report Number : 45356

Date : 8/19/2005

QC Report : Method Blank Data

Project Name : Tesoro Station 67106

Project Number : 67106

Parameter	Measured Value	Method Reporting Limit	Units	Analysis Method	Date Analyzed
Benzene	< 0.50	0.50	ug/L	EPA 8260B	8/18/2005
Toluene	< 0.50	0.50	ug/L	EPA 8260B	8/18/2005
Ethylbenzene	< 0.50	0.50	ug/L	EPA 8260B	8/18/2005
Total Xylenes	< 0.50	0.50	ug/L	EPA 8260B	8/18/2005
Methyl-t-butyl ether (MTBE)	< 0.50	0.50	ug/L	EPA 8260B	8/18/2005
Diisopropyl ether (DIPE)	< 0.50	0.50	ug/L	EPA 8260B	8/18/2005
Ethyl-t-butyl ether (ETBE)	< 0.50	0.50	ug/L	EPA 8260B	8/18/2005
Tert-amyl methyl ether (TAME)	< 0.50	0.50	ug/L	EPA 8260B	8/18/2005
Tert-Butanol	< 5.0	5.0	ug/L	EPA 8260B	8/18/2005
TPH as Gasoline	< 50	50	ug/L	EPA 8260B	8/18/2005
Toluene - d8 (Surr)	92.8		%	EPA 8260B	8/18/2005
4-Bromofluorobenzene (Surr)	97.5		%	EPA 8260B	8/18/2005
Benzene	< 0.50	0.50	ug/L	EPA 8260B	8/16/2005
Toluene	< 0.50	0.50	ug/L	EPA 8260B	8/16/2005
Ethylbenzene	< 0.50	0.50	ug/L	EPA 8260B	8/16/2005
Total Xylenes	< 0.50	0.50	ug/L	EPA 8260B	8/16/2005
Methyl-t-butyl ether (MTBE)	< 0.50	0.50	ug/L	EPA 8260B	8/16/2005
Diisopropyl ether (DIPE)	< 0.50	0.50	ug/L	EPA 8260B	8/16/2005
Ethyl-t-butyl ether (ETBE)	< 0.50	0.50	ug/L	EPA 8260B	8/16/2005
Tert-amyl methyl ether (TAME)	< 0.50	0.50	ug/L	EPA 8260B	8/16/2005
Tert-Butanol	< 5.0	5.0	ug/L	EPA 8260B	8/16/2005
TPH as Gasoline	< 50	50	ug/L	EPA 8260B	8/16/2005
Toluene - d8 (Surr)	102		%	EPA 8260B	8/16/2005
4-Bromofluorobenzene (Surr)	95.4		%	EPA 8260B	8/16/2005

Parameter	Measured Value	Method Reporting Limit	Units	Analysis Method	Date Analyzed
Benzene	< 0.50	0.50	ug/L	EPA 8260B	8/17/2005
Toluene	< 0.50	0.50	ug/L	EPA 8260B	8/17/2005
Ethylbenzene	< 0.50	0.50	ug/L	EPA 8260B	8/17/2005
Total Xylenes	< 0.50	0.50	ug/L	EPA 8260B	8/17/2005
Methyl-t-butyl ether (MTBE)	< 0.50	0.50	ug/L	EPA 8260B	8/17/2005
Diisopropyl ether (DIPE)	< 0.50	0.50	ug/L	EPA 8260B	8/17/2005
Ethyl-t-butyl ether (ETBE)	< 0.50	0.50	ug/L	EPA 8260B	8/17/2005
Tert-amyl methyl ether (TAME)	< 0.50	0.50	ug/L	EPA 8260B	8/17/2005
Tert-Butanol	< 5.0	5.0	ug/L	EPA 8260B	8/17/2005
TPH as Gasoline	< 50	50	ug/L	EPA 8260B	8/17/2005
Toluene - d8 (Surr)	101		%	EPA 8260B	8/17/2005
4-Bromofluorobenzene (Surr)	95.1		%	EPA 8260B	8/17/2005
Benzene	< 0.50	0.50	ug/L	EPA 8260B	8/17/2005
Toluene	< 0.50	0.50	ug/L	EPA 8260B	8/17/2005
Ethylbenzene	< 0.50	0.50	ug/L	EPA 8260B	8/17/2005
Total Xylenes	< 0.50	0.50	ug/L	EPA 8260B	8/17/2005
Methyl-t-butyl ether (MTBE)	< 0.50	0.50	ug/L	EPA 8260B	8/17/2005
Diisopropyl ether (DIPE)	< 0.50	0.50	ug/L	EPA 8260B	8/17/2005
Ethyl-t-butyl ether (ETBE)	< 0.50	0.50	ug/L	EPA 8260B	8/17/2005
Tert-amyl methyl ether (TAME)	< 0.50	0.50	ug/L	EPA 8260B	8/17/2005
Tert-Butanol	< 5.0	5.0	ug/L	EPA 8260B	8/17/2005
TPH as Gasoline	< 50	50	ug/L	EPA 8260B	8/17/2005
Toluene - d8 (Surr)	97.6		%	EPA 8260B	8/17/2005
4-Bromofluorobenzene (Surr)	102		%	EPA 8260B	8/17/2005

KIFF ANALYTICAL, LLC

2795 2nd St, Suite 300 Davis, CA 95616 530-297-4800

Approved By:  Joel Kiff

Report Number : 45356


Date : 8/19/2005

QC Report : Matrix Spike/ Matrix Spike Duplicate

Project Name : Tesoro Station 67106

Project Number : 67106

Parameter	Spiked Sample	Sample Value	Spike Level	Spike Dup. Level	Spiked Sample Value	Duplicate Spiked Sample Value	Units	Analysis Method	Date Analyzed	Spiked Sample Percent Recov.	Duplicate Spiked Sample Percent Recov.	Relative Percent Diff.	Spiked Sample Percent Recov. Limit	Relative Percent Diff. Limit
Benzene	45397-04	<0.50	40.0	40.0	41.5	40.3	ug/L	EPA 8260B	8/18/05	104	101	2.90	70-130	25
Toluene	45397-04	<0.50	40.0	40.0	38.0	37.3	ug/L	EPA 8260B	8/18/05	95.1	93.3	1.98	70-130	25
Tert-Butanol	45397-04	<5.0	200	200	207	203	ug/L	EPA 8260B	8/18/05	104	101	2.14	70-130	25
Methyl-t-Butyl Ether	45397-04	<0.50	40.0	40.0	44.4	43.9	ug/L	EPA 8260B	8/18/05	111	110	1.16	70-130	25
Benzene	45356-03	3.4	40.0	40.0	41.5	39.8	ug/L	EPA 8260B	8/16/05	95.2	90.9	4.58	70-130	25
Toluene	45356-03	0.61	40.0	40.0	39.1	37.3	ug/L	EPA 8260B	8/16/05	96.2	91.8	4.72	70-130	25
Tert-Butanol	45356-03	11	200	200	204	202	ug/L	EPA 8260B	8/16/05	96.2	95.5	0.759	70-130	25
Methyl-t-Butyl Ether	45356-03	6.3	40.0	40.0	39.6	39.9	ug/L	EPA 8260B	8/16/05	83.2	84.1	0.993	70-130	25
Benzene	45355-02	<0.50	40.0	40.0	39.4	38.3	ug/L	EPA 8260B	8/17/05	98.5	95.8	2.76	70-130	25
Toluene	45355-02	<0.50	40.0	40.0	39.7	38.1	ug/L	EPA 8260B	8/17/05	99.2	95.3	4.02	70-130	25
Tert-Butanol	45355-02	<5.0	200	200	193	190	ug/L	EPA 8260B	8/17/05	96.4	95.3	1.23	70-130	25
Methyl-t-Butyl Ether	45355-02	<0.50	40.0	40.0	37.4	36.7	ug/L	EPA 8260B	8/17/05	93.6	91.9	1.82	70-130	25
Benzene	45377-28	<0.50	40.0	40.0	39.6	39.5	ug/L	EPA 8260B	8/17/05	99.0	98.8	0.171	70-130	25
Toluene	45377-28	<0.50	40.0	40.0	39.4	39.0	ug/L	EPA 8260B	8/17/05	98.6	97.4	1.28	70-130	25
Tert-Butanol	45377-28	<5.0	200	200	187	182	ug/L	EPA 8260B	8/17/05	93.5	90.9	2.88	70-130	25
Methyl-t-Butyl Ether	45377-28	240	40.0	40.0	279	277	ug/L	EPA 8260B	8/17/05	96.5	91.8	5.02	70-130	25

Approved By:  Joel Kiff

KIFF ANALYTICAL, LLC

2795 2nd St, Suite 300 Davis, CA 95616 530-297-4800

QC Report : Laboratory Control Sample (LCS)

Project Name : **Tesoro Station 67106**Project Number : **67106**

Parameter	Spike Level	Units	Analysis Method	Date Analyzed	LCS Percent Recov.	LCS Percent Recov. Limit
Benzene	40.0	ug/L	EPA 8260B	8/18/05	104	70-130
Toluene	40.0	ug/L	EPA 8260B	8/18/05	102	70-130
Tert-Butanol	200	ug/L	EPA 8260B	8/18/05	105	70-130
Methyl-t-Butyl Ether	40.0	ug/L	EPA 8260B	8/18/05	110	70-130
Benzene	40.0	ug/L	EPA 8260B	8/16/05	98.6	70-130
Toluene	40.0	ug/L	EPA 8260B	8/16/05	104	70-130
Tert-Butanol	200	ug/L	EPA 8260B	8/16/05	97.0	70-130
Methyl-t-Butyl Ether	40.0	ug/L	EPA 8260B	8/16/05	94.1	70-130
Benzene	40.0	ug/L	EPA 8260B	8/17/05	98.4	70-130
Toluene	40.0	ug/L	EPA 8260B	8/17/05	105	70-130
Tert-Butanol	200	ug/L	EPA 8260B	8/17/05	95.6	70-130
Methyl-t-Butyl Ether	40.0	ug/L	EPA 8260B	8/17/05	93.0	70-130
Benzene	40.0	ug/L	EPA 8260B	8/17/05	101	70-130
Toluene	40.0	ug/L	EPA 8260B	8/17/05	101	70-130
Tert-Butanol	200	ug/L	EPA 8260B	8/17/05	97.0	70-130
Methyl-t-Butyl Ether	40.0	ug/L	EPA 8260B	8/17/05	114	70-130

KIFF ANALYTICAL, LLC

Approved By:



 Joel Kiff



Analysis Summary

Report Number : 45356

Date : 8/19/2005

Attention : Richard Munsch
 RDM Environmental
 6280 Brookshire Drive
 Rocklin, CA 95677

Project Name : Tesoro Station 67106
 Project Number : 67106

Sample Name			MW-1		MW-2		MW-3		MW-4		MW-5		MW-6		MW-7		MW-8	
Sample Date			8/10/2005		8/10/2005		8/10/2005		8/10/2005		8/10/2005		8/10/2005		8/10/2005		8/10/2005	
Analyte	Method	Units	MRL	Results	MRL	Results	MRL	Results	MRL	Results	MRL	Results	MRL	Results	MRL	Results	MRL	Results
Benzene	EPA 8260B	ug/L	1.5	ND	2.5	21	0.50	3.4	0.50	7.0	0.50	ND	0.50	ND	0.50	ND	0.50	14
Toluene	EPA 8260B	ug/L	1.5	ND	2.5	11	0.50	0.61	0.50	110	0.50	ND	0.50	ND	0.50	ND	0.50	ND
Ethylbenzene	EPA 8260B	ug/L	1.5	92	2.5	610	0.50	0.57	0.50	100	0.50	ND	0.50	ND	0.50	ND	0.50	26
Total Xylenes	EPA 8260B	ug/L	1.5	32	2.5	520	0.50	ND	0.50	570	0.50	ND	0.50	ND	0.50	ND	0.50	22
Methyl-t-butyl ether (MTBE)	EPA 8260B	ug/L	1.5	ND	2.5	7.6	0.50	6.3	0.50	5.2	0.50	1.5	0.50	ND	0.50	ND	0.50	27
Diisopropyl ether (DIPE)	EPA 8260B	ug/L	1.5	ND	2.5	ND	0.50	ND	0.50	ND	0.50	ND	0.50	ND	0.50	ND	0.50	ND
Ethyl-t-butyl ether (ETBE)	EPA 8260B	ug/L	1.5	ND	2.5	ND	0.50	ND	0.50	ND	0.50	ND	0.50	ND	0.50	ND	0.50	ND
Tert-amyl methyl ether (TAME)	EPA 8260B	ug/L	1.5	ND	2.5	ND	0.50	ND	0.50	ND	0.50	ND	0.50	ND	0.50	ND	0.50	ND
Tert-Butanol	EPA 8260B	ug/L	7.0	ND	15	ND	5.0	11	5.0	9.9	5.0	ND	5.0	ND	5.0	ND	5.0	22
TPH as Gasoline	EPA 8260B	ug/L	150	8700	250	13000	50	1600	50	3000	50	ND	50	ND	50	ND	50	2000
Toluene - d8 (Surr)	EPA 8260B	%		89.4		97.0		102		98.4		95.3		101		101		99.1
4-Bromofluorobenzene (Surr)	EPA 8260B	%		101		107		95.5		102		96.8		94.8		95.2		97.1

MRL = Method Reporting Limit
 ND = Not Detected

Approved By,

Jbel Kiff



Analysis Summary

Report Number : 45356

Date : 8/19/2005

Attention : Richard Munsch
RDM Environmental
6280 Brookshire Drive
Rocklin, CA 95677

Project Name : Tesoro Station 67106
Project Number : 67106

Sample Name		MW-9			
Sample Date		8/10/2005			
Analyte	Method	Units	MRL	Results	
Benzene	EPA 8260B	ug/L	0.50	ND	
Toluene	EPA 8260B	ug/L	0.50	ND	
Ethylbenzene	EPA 8260B	ug/L	0.50	0.76	
Total Xylenes	EPA 8260B	ug/L	0.50	ND	
Methyl-t-butyl ether (MTBE)	EPA 8260B	ug/L	0.50	ND	
Diisopropyl ether (DIPE)	EPA 8260B	ug/L	0.50	ND	
Ethyl-t-butyl ether (ETBE)	EPA 8260B	ug/L	0.50	ND	
Tert-amyl methyl ether (TAME)	EPA 8260B	ug/L	0.50	ND	
Tert-Butanol	EPA 8260B	ug/L	5.0	ND	
TPH as Gasoline	EPA 8260B	ug/L	50	260	
Toluene - d8 (Surr)	EPA 8260B	%		102	
4-Bromofluorobenzene (Surr)	EPA 8260B	%		95.6	

MRL = Method Reporting Limit
ND = Not Detected

Approved By,

Joel Kiff

2795 2nd St., Suite 300 Davis, CA 95616 530-297-4800
ELAP # 2236



2795 2nd Street, Suite 300
 Davis, CA 95616
 Lab: 530.297.4800
 Fax: 530.297.4808

Lab No. 45356 Page 1 of 1

Project Contact (Hardcopy or PDF To): Richard Munsch
 Company/Address: 6280 Brentwood Dr. Redlands, CA 95677
 Phone No.: 916 415-1134 FAX No.: 916 415-1154
 Project Number: 67106 P.O. No.:
 Project Name: Tesoro Station 67106
 Project Address: 1088 Marina Blvd San Leandro, CA

California EDF Report? Yes No
 Recommended but not mandatory to complete this section:
 Sampling Company Log Code:
 Global ID:
 EDF Deliverable To (Email Address):
 Sampler Signature: *[Signature]*

Chain-of-Custody Record and Analysis Request

Analysis Request

Sample Designation	Sampling		Container				Preservative				Matrix		BTEX (8021B)	BTEX/TPH Gas/MTBE (8021B/M8015)	TPH as Diesel (M8015)	TPH as Motor Oil (M8015)	TPH Gas/BTEX/MTBE (8260B)	5 Oxygenates/TPH Gas/BTEX (8260B)	7 Oxygenates/TPH Gas/BTEX (8260B)	5 Oxygenates (8260B)	7 Oxygenates (8260B)	Lead Scav. (1,2 DCA & 1,2 EDB - 8260B)	EPA 8260B (Full List)	Volatile Halocarbons (EPA 8260B)	Lead (7421/239.2) TOTAL (X) W.E.T. (X)	TAT	For Lab Use Only		
	Date	Time	40 ml VOA	SLEEVE	HCl	HNO ₃	ICE	NONE	WATER	SOIL																			
MW-1	8/10/05	1913	3		X	X			X								X												01
MW-2	8/10/05	1948	3		X	X			X								X												02
MW-3	8/10/05	1808	3		X	X			X								X												03
MW-4	8/10/05	1849	3		X	X			X								X												04
MW-5	8/10/05	1702	3		X	X			X								X												05
MW-6	8/10/05	1430	3		X	X			X								X												06
MW-7	8/10/05	1506	3		X	X			X								X												07
MW-8	8/10/05	1725	3		X	X			X								X												08
MW-9	8/10/05	1630	3		X	X			X								X												09

Relinquished by: DOUGLAS HOFF Date: 08/10/05 Time: 1:00 Received by: [Signature]
 Relinquished by: _____ Date: _____ Time: _____ Received by: _____
 Relinquished by: _____ Date: _____ Time: _____ Received by Laboratory: KIFF ANALYTICAL

Remarks: STAT
 Temp °C 36 Therm. ID# IR-1
 Initial JA Date 08/10/05
 Time 1:00 Coolant present Y/DN
 Bill to: Tesoro Petroleum / Rob Danvers



2795 2nd Street, Suite 300
 Davis, CA 95616
 Lab: 530.297.4800
 Fax: 530.297.4808

Lab No. 43222 Page 1 of 1

Project Contact (Hardcopy or PDF To):
Richard Munsch

Company/Address:
6280 Brantshire Dr.
 Rocklin, CA 95677

Phone No.: 916-415-1134 FAX No.: 916-415-1154

Project Number: 67106 P.O. No.:

Project Name: Tesoro Station 67106

Project Address:
1088 Marina Blvd
 San Leandro, CA

California EDF Report? Yes No

Recommended but not mandatory to complete this section:
 Sampling Company Log Code:

Global ID:
T-0-6-0-0-1-01-40-9

EDF Deliverable To (Email Address):

Sampler Signature:

Chain-of-Custody Record and Analysis Request

Analysis Request

Sample Designation	Sampling		Container		Preservative				Matrix		BTEX (8021B)	BTEX/TPH Gas/MTBE (8021B/M8015)	TPH as Diesel (M8015)	TPH as Motor Oil (M8015)	TPH Gas/BTEX/MTBE (8260B)	5 Oxygenates/TPH Gas/BTEX (8260B)	7 Oxygenates/TPH Gas/BTEX (8260B)	5 Oxygenates (8260B)	7 Oxygenates (8260B)	Lead Scav. (1,2 DCA & 1,2 EDB - 8260B)	EPA 8260B (Full List)	Volatile Halocarbons (EPA 8260B)	Lead (7421/239-2) TOTAL (X) W.E.T. (X)	TAT	For Lab Use Only			
	Date	Time	40 ml VOA	SLEEVE	HCl	HNO ₃	ICE	NONE	WATER	SOIL																		
MW-1	4/8/05	1355	3		X	X			X						X													
MW-2	4/8/05	1420	3		X	X			X						X													01
MW-3	4/8/05	1015	3		X	X			X						X													02
MW-4	4/8/05	1322	3		X	X			X						X													03
MW-5	4/8/05	1129	3		X	X			X						X													04
MW-6	4/8/05	0925	3		X	X			X						X													05
MW-7	4/8/05	0852	3		X	X			X						X													06
MW-8	4/8/05	1050	3		X	X			X						X													07
MW-9	4/8/05	0952	3		X	X			X						X													08
																												09

Relinquished by: Darius Hoff Date: _____ Time: _____ Received by: _____

Relinquished by: _____ Date: _____ Time: _____ Received by: _____

Relinquished by: _____ Date: 041205 Time: 1605 Received by Laboratory: K. Hoff

Remarks: STAT

e-mail copy to RDM

Bill to: Tesoro Petroleum / Rob Dowd

Distribution: White - Lab, Pink - Originator

ENCLOSURE D

Historical Ground Water Monitoring Data

TABLE 1
GROUND WATER ELEVATION DATA
BEACON STATION #720
1088 MARINA BOULEVARD, SAN LEANDRO, CALIFORNIA
(Measurements in feet)

Monitoring Well	Date	Reference Elevation (top of casing) ¹	Depth to Ground Water ¹	Ground Water Elevation ²	Well Depth	Comments
MW-1	03/30/92	33.10	13.58	19.52	---	
	07/01/92		14.80	18.30	---	
	09/30/92		16.12	16.98	---	
	11/19/92		16.34	16.76	27.76	
	02/03/93		12.61	20.49	27.72	
	05/25/93		13.12	19.98	27.70	
	09/22/93		14.18	18.92	27.73	
	12/21/93		14.36	18.74	27.70	
	03/18/94		13.64	19.46	27.67	
	06/15/94		14.30	18.80	27.69	
	09/14/94		15.18	17.92	27.66	
	12/19/94		13.79	19.31	27.70	
	12/21/95		13.86	19.24	---	
	03/07/95		12.74	20.36	29.51	
	06/08/95		12.95	20.15	29.54	
	09/22/95		13.94	19.16	29.54	
	12/27/95		13.57	19.53	29.92	
	03/26/96		12.13	20.97	29.90	
	06/13/96		13.10	20.00	17.02	
	09/10/96		14.08	19.02	17.03	
12/05/96	13.41	19.69	17.05			
03/10/97	12.70	20.40	17.04			
06/12/97	13.68	19.42	17.04			
08/19/97	14.31	18.79	17.01			
12/13/97	13.19	19.91	17.01			
MW-2	03/30/92	32.80	13.32	19.48	---	
	07/01/92		14.42	18.38	---	
	09/30/92		15.78	17.02	---	
	11/19/92		15.99	16.81	24.56	
	02/03/93		12.31	20.49	25.37	
	05/25/93		12.97	19.83	25.31	
	09/22/93		14.32	18.48	25.34	
	12/21/93		14.52	18.28	25.31	
	03/18/94		13.45	19.35	25.49	
	06/15/94		14.07	18.73	25.50	
	09/14/94		14.96	17.84	25.50	
	12/19/94		13.64	19.16	25.52	
	12/21/95		13.71	19.09	---	
	03/07/95		12.54	20.26	25.87	
	06/08/95		12.81	19.99	25.86	
	09/22/95		13.66	19.14	25.80	
	12/27/95		13.42	19.38	25.83	
	03/26/96		12.05	20.75	25.83	
	06/13/96		12.79	20.01	26.39	
	09/10/96		13.73	19.07	26.43	
12/05/96	13.29	19.51	26.45			
03/10/97	12.42	20.38	26.48			
06/12/97	13.18	19.62	26.50			
08/19/97	13.94	18.86	26.52			
12/13/97	12.91	19.89	19.02			

NOTES: 1 = Measurement and reference elevation taken from notch/mark on top north side of well casing.
 2 = Elevation referenced to mean sea level.
 Well Depth = Measurement from top of casing to bottom of well.
 --- = Not measured.
 * = Well paved over.

TABLE 1
GROUND WATER ELEVATION DATA
BEACON STATION #720
1088 MARINA BOULEVARD, SAN LEANDRO, CALIFORNIA
(Measurements in feet)

Monitoring Well	Date	Reference Elevation (top of casing) ¹	Depth to Ground Water ¹	Ground Water Elevation ²	Well Depth	Comments
MW-3	03/30/92	32.30	12.96	19.34	---	
	07/01/92		14.00	18.30	---	
	09/30/92		15.36	16.94	---	
	11/19/92		15.57	16.73	24.45	
	02/03/93		11.96	20.34	24.54	
	05/25/93		14.12	18.18	24.50	
	09/22/93		13.88	18.42	24.50	
	12/21/93		14.12	18.18	24.50	
	03/18/94		13.04	19.26	24.57	
	06/15/94		13.65	18.65	24.78	
	09/14/94		14.54	17.76	24.59	
	12/19/94		13.28	19.02	24.71	
	12/21/95		13.30	19.00	---	
	03/07/95		12.26	20.04	26.03	
	06/08/95		12.42	19.88	26.02	
	09/22/95		13.25	19.05	26.00	
	12/27/95		13.04	19.26	26.00	
	03/26/96		11.62	20.68	26.01	
	06/13/96		12.61	19.69	28.45	
	09/10/96		13.49	18.81	28.42	
12/05/96	13.07	19.23	28.42			
03/10/97	12.23	20.07	28.41			
06/12/97	12.94	19.36	28.44			
08/19/97	12.85	19.45	28.45			
12/13/97	12.45	19.85	28.43			
MW-4	03/30/92	32.90	13.60	19.30	---	
	07/01/92		15.72	17.18	---	
	09/30/92		16.04	16.86	---	
	11/19/92		16.21	16.69	26.92	
	02/03/93		12.70	20.20	27.00	
	05/25/93		12.97	19.93	26.88	
	09/22/93		14.51	18.39	26.90	
	12/21/93		14.75	18.15	26.90	
	03/18/94		13.68	19.22	27.24	
	06/15/94		14.37	18.53	28.54	
	09/14/94		15.23	17.67	27.25	
	12/19/94		13.93	18.97	28.61	
	12/21/95		13.99	18.91	---	
	03/07/95		12.86	20.04	28.64	
	06/08/95		13.10	19.80	28.68	
	09/22/95		13.98	18.92	28.71	
	12/27/95		13.74	19.16	28.71	
	03/26/96		12.30	20.60	28.70	
	06/13/96		13.18	19.72	27.86	
	09/10/96		14.22	18.68	27.40	
12/05/96	13.65	19.25	27.40			
03/10/97	12.79	20.11	27.42			
06/12/97	13.51	19.39	27.40			
08/19/97	14.29	18.61	27.40			
12/13/97	13.43	19.47	27.43			

NOTES: 1 = Measurement and reference elevation taken from notch/mark on top north side of well casing.
 2 = Elevation referenced to mean sea level.
Well Depth = Measurement from top of casing to bottom of well.
 --- = Not measured.
 * = Well paved over.

TABLE 1
GROUND WATER ELEVATION DATA
BEACON STATION #720
1088 MARINA BOULEVARD, SAN LEANDRO, CALIFORNIA
(Measurements in feet)

Monitoring Well	Date	Reference Elevation (top of casing) ¹	Depth to Ground Water ¹	Ground Water Elevation ²	Well Depth	Comments
MW-5	03/30/92	32.70	13.48	19.22	---	
	07/01/92		14.58	18.12	---	
	09/30/92		15.82	16.88	---	
	11/19/92		16.00	16.70	27.56	
	02/03/93		12.40	20.30	27.61	
	05/25/93		13.01	19.69	27.61	
	09/22/93		14.37	18.33	27.64	
	12/21/93		14.58	18.12	27.01	
	03/18/94		13.53	19.17	28.70	
	06/15/94		14.18	18.52	28.74	
	09/14/94		15.07	17.63	28.70	
	12/19/94		13.74	18.96	28.76	
	12/21/95		13.84	18.86	---	
	03/07/95		12.73	19.97	28.88	
	06/08/95		12.99	19.71	28.87	
	09/22/95		13.83	18.87	28.85	
	12/27/95		13.59	19.11	28.85	
	03/26/96		12.20	20.50	28.84	
	06/13/96		12.98	19.72	28.84	
	09/10/96		13.96	18.74	28.87	
12/05/96	13.36	19.34	28.87			
03/10/97	12.74	19.96	28.86			
06/12/97	13.06	19.64	28.83			
08/19/97	14.21	18.49	28.82			
12/13/97	13.51	19.19	28.85			
MW-6	03/30/92	30.40	12.62	17.78	---	
	07/01/92		12.70	17.70	---	
	09/30/92		13.40	17.00	---	
	11/19/92		13.59	16.81	15.10	
	02/03/93		12.43	17.97	15.01	
	05/25/93		---	---	---	
	10/11/93		12.82	17.58	15.10	
	12/21/93		13.06	17.34	15.10	
	03/18/94		12.16	18.24	15.16	
	06/15/94		12.59	17.81	15.17	
	09/14/94		12.86	17.54	14.97	
	12/19/94		12.48	17.92	15.19	
	12/21/95		11.61	18.79	---	
	03/07/95		12.37	18.03	14.98	
	06/08/95		11.14	19.26	15.00	
	09/22/95		12.44	17.96	15.00	
	12/27/95		12.21	18.19	14.98	
	03/26/96		12.26	18.14	14.97	
	06/13/96		12.55	17.85	14.98	
	09/10/96		12.31	18.09	15.01	
12/05/96	12.22	18.18	15.00			
03/10/97	12.19	18.21	15.01			
06/12/97	12.28	18.12	14.97			
08/19/97	12.30	18.10	14.98			
12/13/97	11.93	18.47	14.93			

NOTES: 1 = Measurement and reference elevation taken from notch/mark on top north side of well casing.
 2 = Elevation referenced to mean sea level.
Well Depth = Measurement from top of casing to bottom of well.
 --- = Not measured.
 * = Well paved over.

TABLE 1
GROUND WATER ELEVATION DATA
BEACON STATION #720
1088 MARINA BOULEVARD, SAN LEANDRO, CALIFORNIA
(Measurements in feet)

Monitoring Well	Date	Reference Elevation (top of casing) ¹	Depth to Ground Water ¹	Ground Water Elevation ²	Well Depth	Comments
MW-7	03/30/92	31.20	12.34	18.86	---	*
	07/01/92		15.54	15.66	---	
	09/30/92		14.64	16.56	---	
	11/19/92		14.80	16.40	25.10	
	02/03/93		11.36	19.84	25.02	
	05/25/93		---	---	---	
	09/22/93		13.18	18.02	25.01	
	12/21/93		13.42	17.78	25.02	
	03/18/94		12.36	18.84	25.13	
	06/15/94		13.01	18.19	25.21	
	09/14/94		13.88	17.32	25.13	
	12/19/94		12.61	18.59	25.23	
	12/21/95		12.38	18.82	---	
	03/07/95		11.56	19.64	25.22	
	06/08/95		11.82	19.38	25.20	
	09/22/95		12.67	18.53	25.23	
	12/27/95		12.34	18.86	25.23	
	03/26/96		11.03	20.17	25.21	
	06/13/96		11.76	19.44	25.20	
	09/10/96		12.71	18.49	24.56	
12/05/96	12.32	18.88	24.56			
03/10/97	11.38	19.82	24.53			
06/12/97	12.28	18.92	24.52			
08/19/97	12.92	18.28	24.52			
12/13/97	11.69	19.51	24.50			
MW-8	03/30/92	33.80	14.66	19.14	---	
	07/01/92		15.74	18.06	---	
	09/30/92		17.00	16.80	---	
	11/19/92		17.01	16.79	29.75	
	02/03/93		13.83	19.97	29.88	
	05/25/93		13.01	20.79	29.86	
	09/22/93		15.81	17.99	24.52	
	12/21/93		16.05	17.75	29.86	
	03/18/94		14.62	19.18	29.87	
	06/15/94		15.29	18.51	30.07	
	09/14/94		16.22	17.58	29.87	
	12/19/94		14.81	18.99	30.05	
	12/21/95		14.89	18.91	---	
	03/07/95		13.75	20.05	29.94	
	06/08/95		13.98	19.82	29.93	
	09/22/95		14.92	18.88	29.95	
	12/27/95		14.61	19.19	29.92	
	03/26/96		13.09	20.71	29.73	
	06/13/96		13.81	19.99	27.92	
	09/10/96		14.80	19.00	27.95	
12/05/96	14.05	19.75	27.96			
03/10/97	13.40	20.40	27.98			
06/12/97	14.31	19.49	27.95			
08/19/97	13.85	19.95	27.94			
12/13/97	13.92	19.88	27.93			

NOTES: 1 = Measurement and reference elevation taken from notch/mark on top north side of well casing.
 2 = Elevation referenced to mean sea level.
Well Depth = Measurement from top of casing to bottom of well.
 --- = Not measured.
 * = Well paved over.

TABLE 1
GROUND WATER ELEVATION DATA
BEACON STATION #720
1088 MARINA BOULEVARD, SAN LEANDRO, CALIFORNIA
(Measurements in feet)

Monitoring Well	Date	Reference Elevation (top of casing) ¹	Depth to Ground Water ¹	Ground Water Elevation ²	Well Depth	Comments
MW-9	12/21/95	32.56	13.76	18.80	---	
	03/07/95		12.79	19.77	24.71	
	06/08/95		12.96	19.60	24.70	
	09/22/95		13.73	18.83	24.72	
	12/27/95		13.53	19.03	24.71	
	03/26/96		12.27	20.29	24.70	
	06/13/96		12.84	19.72	24.53	
	09/10/96		13.49	19.07	24.58	
	12/05/96		13.18	19.38	24.60	
	03/10/97		12.25	20.31	24.66	
	06/12/97		12.70	19.86	24.66	
	08/19/97		17.89	14.67	24.68	
	12/13/97		15.79	16.77	24.68	

NOTES:

- 1 = Measurement and reference elevation taken from notch/mark on top north side of well casing.
- 2 = Elevation referenced to mean sea level.
- Well Depth = Measurement from top of casing to bottom of well.
- = Not measured.
- * = Well paved over.

TABLE 2
GROUND WATER ANALYTICAL RESULTS
BEACON STATION #720
1088 MARINA BOULEVARD, SAN LEANDRO, CALIFORNIA
(All results in micrograms per Liter)

Monitoring Well	Date Collected	Total Petroleum Hydrocarbons	Aromatic Volatile Organics				
		Gasoline	MTBE ¹	Benzene	Toluene	Ethylbenzene	Total Xylenes
MW-1	03/30/92	27,000		630	550	540	1,900
	07/01/92	55,000		840	1,000	830	3,600
	09/30/92	6,400		150	95	120	470
	11/19/92	1,300		90	11	50	87
	02/03/93	53,000		750	560	950	5,700
	05/25/93	9,400		200	86	470	1,500
	09/22/93	41,000		1,000	510	850	1,100
	12/21/93	41,000		1,000	490	2,700	13,000
	03/18/94	9,500		320	160	830	2,900
	06/15/94	8,000		310	80	990	2,300
	09/14/94	3,600		130	31	390	630
	12/19/94	17,000		350	150	1,500	5,200
	03/07/95	12,000		180	62	1,200	3,200
	06/08/95	6,300		76	8	560	860
	09/22/95	12,000		140	55	1,500	2,500
	12/27/95	3,900		60	13	480	870
	03/26/96	6,400		42	4.9	560	600
	06/13/96	9,600	<50	86	39	1,100	1,700
	09/10/96	16,000	<50	65	35	1,500	2,700
	12/05/96	6,400	<25	25	11	570	930
03/10/97	15,000	<50	42	<5.0	1,400	1,500	
06/12/97	16,000	<100	33	34	1,100	1,700	
08/19/97	17,000	<100	47	14	1,300	2,200	
12/13/97	5,800	<100	20	35	360	470	
MW-2	03/30/92	52,000		2,300	1,700	940	3,300
	07/01/92	130,000		3,500	2,900	1,900	7,900
	09/30/92	24,000		890	350	500	1,700
	11/19/92	32,000		1,900	1,700	870	3,400
	02/03/93	64,000		1,900	2,200	860	4,100
	05/25/93	34,000		3,300	1,500	1,300	5,900
	09/22/93	8,000		640	150	270	2,000
	12/21/93	18,000		1,500	410	1,300	5,000
	03/18/94	14,000		1,600	790	1,100	3,700
	06/15/94	13,000		1,600	580	1,200	4,100
	09/14/94	20,000		1,600	560	1,800	6,400
	12/19/94	19,000		1,700	750	1,600	5,800
	03/07/95	17,000		1,900	980	1,300	5,100
	06/08/95	19,000		2,100	740	1,500	4,900
	09/22/95	12,000		840	170	1,100	3,400
	12/27/95	16,000		1,100	540	1,400	5,100
	03/26/96	11,000		930	520	970	3,000
	06/13/96	11,000	1,200	1,800	1,400	1,500	4,500
	09/10/96	19,000	1,100	1,600	600	1,600	5,000
	12/05/96	12,000	180	650	180	1,000	2,800
03/10/97	6,800	69	430	95	590	1,800	
06/12/97	20,000	100	610	140	1,500	4,300	
08/19/97	3,600	<100	250	10	250	250	
12/13/97	8,300	75	370	150	450	1,600	

NOTES: < = Below indicated detection limit
ND = Reported as "nondetect" by previous consultant.
NS = Not sampled.

TABLE 2
GROUND WATER ANALYTICAL RESULTS
BEACON STATION #720
1088 MARINA BOULEVARD, SAN LEANDRO, CALIFORNIA
(All results in micrograms per Liter)

Monitoring Well	Date Collected	Total Petroleum Hydrocarbons	Aromatic Volatile Organics					
		Gasoline	MTBE ¹	Benzene	Toluene	Ethyl-benzene	Total Xylenes	
MW-3	03/30/92	21,000		560	50	630	980	
	07/01/92	13,000		150	20	22	300	
	09/30/92	4,500		53	2.6	84	96	
	11/19/92	4,700		73	6.2	140	120	
	02/03/93	23,000		220	40	430	740	
	05/25/93	9,900		120	26	370	520	
	09/22/93	10,000		370	71	320	640	
	12/21/93	7,800		130	8.5	430	380	
	03/18/94	3,100		22	1.3	78	41	
	06/15/94	1,700		8.6	1.4	22	15	
	09/14/94	1,400		3.8	<1.3	13	18	
	12/19/94	3,800		70	1.7	140	110	
	03/07/95	2,200		9.4	<1.3	30	21	
	06/08/95	1,700		5.8	<1.3	2.3	14	
	09/22/95	1,200		<1.3	<1.3	1.3	<1.3	
	12/27/95	1,300		2.4	<1.3	3.3	3.6	
	03/26/96	1,200		4.3	<1.3	4.2	2	
	06/13/96	1,300		28	5.1	<0.50	21	6.5
	09/10/96	810		<5.0	1.4	4.8	1.6	2.1
	12/05/96	590		<5.0	<0.50	3.2	0.79	0.52
03/10/97	650		<5.0	0.73	3.8	2.4	1.6	
06/12/97	710		<5.0	<0.50	3.5	2.9	3.6	
08/19/97	1,400		13	2.2	0.58	11	34	
12/13/97	810		<5.0	0.96	<0.50	0.54	1.8	
MW-4	03/30/92	76,000		8,000	4,400	730	2,500	
	07/01/92	95,000		6,900	2,200	70	880	
	09/30/92	58,000		7,100	1,500	650	2,700	
	11/19/92	33,000		5,500	840	400	1,400	
	02/03/93	130,000		8,200	6,700	940	4,400	
	05/25/93	63,000		16,000	6,600	1,700	8,100	
	09/22/93	23,000		6,900	940	150	3,000	
	12/21/93	28,000		6,900	1,900	1,100	5,500	
	03/18/94	58,000		17,000	6,300	2,500	10,000	
	06/15/94	59,000		20,000	4,900	2,500	9,100	
	09/14/94	73,000		22,000	6,800	2,700	10,000	
	12/19/94	67,000		20,000	8,300	2,300	9,100	
	03/07/95	57,000		19,000	7,900	2,200	8,700	
	06/08/95	61,000		17,000	6,300	2,700	9,000	
	09/22/95	37,000		12,000	2,200	1,400	3,500	
	12/27/95	39,000		12,000	6,000	1,800	5,800	
	03/26/96	31,000		9,600	3,700	2,300	6,200	
	06/13/96	240		89	64	0.93	1.8	2.7
	09/10/96	91,000		2,900	13,000	20,000	3,200	16,000
	12/05/96	16,000		1,200	3,700	3,100	580	2,800
03/10/97	630		530	91	<0.50	<0.50	0.8	
06/12/97	36,000		1,100	4,600	5,300	1,200	5,500	
08/19/97	12,000		390	420	88	61	520	
12/13/97	4,800		360	560	740	130	1,100	

NOTES: < = Below indicated detection limit
ND = Reported as "nondetect" by previous consultant.
NS = Not sampled.

TABLE 2
GROUND WATER ANALYTICAL RESULTS
BEACON STATION #720
1088 MARINA BOULEVARD, SAN LEANDRO, CALIFORNIA
(All results in micrograms per Liter)

Monitoring Well	Date Collected	Total Petroleum Hydrocarbons	Aromatic Volatile Organics				
		Gasoline	MTBE ¹	Benzene	Toluene	Ethylbenzene	Total Xylenes
MW-5	03/30/92	29,000		2,600	980	390	1,100
	07/01/92	52,000		2,400	1,000	5,200	2,000
	09/30/92	32,000		1,800	780	370	1,700
	11/19/92	7,800		1,000	280	120	370
	02/03/93	74,000		3,500	3,000	780	3,200
	05/25/93	57,000		7,900	4,700	1,900	7,800
	09/22/93	52,000		7,600	2,400	1,200	8,800
	12/21/93	23,000		3,600	1,200	970	3,600
	03/18/94	47,000		8,200	5,000	1,400	6,100
	06/15/94	28,000		7,900	4,000	1,200	5,200
	09/14/94	32,000		8,000	5,100	1,400	5,600
	12/19/94	29,000		7,000	3,400	1,200	5,200
	03/07/95	36,000		9,800	5,800	1,800	7,800
	06/08/95	33,000		7,700	3,800	1,500	6,200
	09/22/95	39,000		9,500	3,800	1,900	7,000
	12/27/95	42,000		9,700	5,000	2,200	8,800
	03/26/96	37,000		9,800	4,900	2,300	8,800
	06/13/96	18,000	1,400	5,500	2,200	1,500	5,300
	09/10/96	22,000	860	5,600	1,400	1,100	3,500
	12/05/96	24,000	650	5,100	2,500	1,400	4,700
03/10/97	28,000	760	6,800	2,700	1,300	5,700	
06/12/97	49,000	700	7,500	3,200	2,300	9,200	
08/19/97	24,000	1,600	4,700	990	1,400	4,500	
12/13/97	18,000	360	2,700	760	630	4,200	
MW-6	03/30/92	73		2.1	1.1	ND	0.6
	07/01/92	ND		ND	ND	ND	ND
	09/30/92	ND		0.73	ND	ND	0.58
	11/19/92	96		1.5	<0.5	<0.5	0.9
	02/03/93	73		0.6	<0.5	<0.5	<0.5
	05/25/93	NS		NS	NS	NS	NS
	10/11/93	<50		<0.5	<0.5	<0.5	<0.5
	12/21/93	<50		<0.5	<0.5	<0.5	<0.5
	03/18/94	<50		<0.5	<0.5	<0.5	<0.5
	06/15/94	<50		<0.5	<0.5	<0.5	<0.5
	09/14/94	<50		<0.5	<0.5	<0.5	<0.5
	12/19/94	<50		<0.5	<0.5	<0.5	<0.5
	03/07/95	<50		<0.5	<0.5	<0.5	<0.5
	06/08/95	<50		<0.5	<0.5	<0.5	<0.5
	09/22/95	<50		<0.50	<0.50	<0.50	<0.50
	12/27/95	<50		<0.50	<0.50	<0.50	<0.50
	03/26/96	<50		<0.50	<0.50	<0.50	<0.50
	06/13/96	<50	<5.0	<0.50	<0.50	<0.50	<0.50
	09/10/96	<50	<5.0	<0.50	<0.50	<0.50	<0.50
	12/05/96	<50	<5.0	<0.50	<0.50	<0.50	<0.50
03/10/97	<50	<5.0	<0.50	<0.50	<0.50	<0.50	
06/12/97	<50	<5.0	<0.50	<0.50	<0.50	<0.50	
08/19/97	<50	<5.0	<0.50	<0.50	<0.50	<0.50	
12/13/97	<50	<5.0	<0.50	<0.50	<0.50	<0.50	

NOTES: < = Below indicated detection limit
ND = Reported as "nondetect" by previous consultant.
NS = Not sampled.

TABLE 2
GROUND WATER ANALYTICAL RESULTS
BEACON STATION #720
1088 MARINA BOULEVARD, SAN LEANDRO, CALIFORNIA
(All results in micrograms per Liter)

Monitoring Well	Date Collected	Total Petroleum Hydrocarbons	Aromatic Volatile Organics				
		Gasoline	MTBE ¹	Benzene	Toluene	Ethylbenzene	Total Xylenes
MW-7	03/30/92	ND		ND	ND	ND	ND
	07/01/92	ND		ND	ND	ND	ND
	09/30/92	ND		ND	ND	ND	ND
	11/19/92	<50		<0.5	<0.5	<0.5	<0.5
	02/03/93	<50		<0.5	<0.5	<0.5	<0.5
	05/25/93	NS		NS	NS	NS	NS
	09/22/93	<50		0.51	0.82	<0.5	0.81
	12/21/93	<50		<0.5	<0.5	<0.5	<0.5
	03/18/94	<50		<0.5	<0.5	<0.5	<0.5
	06/15/94	<50		<0.5	<0.5	<0.5	<0.5
	09/14/94	<50		<0.5	<0.5	<0.5	<0.5
	12/19/94	<50		<0.5	<0.5	<0.5	<0.5
	03/07/95	<50		<0.5	<0.5	<0.5	<0.5
	06/08/95	<50		<0.5	<0.5	<0.5	<0.5
	09/22/95	<50		<0.50	<0.50	<0.50	<0.50
	12/27/95	<50		<0.50	<0.50	<0.50	<0.50
	03/26/96	<50		<0.50	<0.50	<0.50	<0.50
	06/13/96	<50	<5.0	<0.50	<0.50	<0.50	<0.50
	09/10/96	<50	<5.0	<0.50	<0.50	<0.50	<0.50
	12/05/96	<50	<5.0	<0.50	<0.50	<0.50	<0.50
03/07/97	<50	<5.0	<0.50	<0.50	<0.50	<0.50	
06/12/97	<50	<5.0	<0.50	<0.50	<0.50	<0.50	
08/19/97	<50	<5.0	<0.50	<0.50	<0.50	<0.50	
12/13/97	<50	<5.0	<0.50	<0.50	<0.50	<0.50	
MW-8	03/30/92	3,000		1,700	880	970	1,900
	07/01/92	72,000		1,800	550	520	2,200
	09/30/92	12,000		680	140	140	560
	11/19/92	9,600		530	310	130	560
	02/03/93	44,000		1,500	1,300	490	2,300
	05/25/93	7,400		580	160	170	480
	09/22/93	2,400		490	45	37	140
	12/21/93	1,400		240	7.5	<2.5	82
	03/18/94	8,600		1,600	680	470	1,900
	06/15/94	4,800		980	380	260	1,200
	09/14/94	6,600		1,200	280	330	1,100
	12/19/94	8,400		1,800	390	500	2,000
	03/07/95	7,400		1,400	370	440	2,000
	06/08/95	6,000		790	220	290	1,400
	09/22/95	4,100		750	93	230	860
	12/27/95	5,400		860	140	350	1,400
	03/26/96	1,700		180	27	100	370
	06/13/96	2,400	42	500	67	220	850
	09/10/96	7,000	<50	1,300	100	410	1,600
	12/05/96	6,300	<50	1,100	78	410	1,600
03/07/97	6,500	<130	840	67	330	1,500	
06/12/97	7,500	<50	1,000	79	390	1,400	
08/19/97	1,100	<20	170	14	38	220	
12/13/97	4,100	24	300	29	190	860	

NOTES: < = Below indicated detection limit
ND = Reported as "nondetect" by previous consultant.
NS = Not sampled.

TABLE 2
GROUND WATER ANALYTICAL RESULTS
BEACON STATION #720
1088 MARINA BOULEVARD, SAN LEANDRO, CALIFORNIA
(All results in micrograms per Liter)

Monitoring Well	Date Collected	Total Petroleum Hydrocarbons	Aromatic Volatile Organics				
		Gasoline	MTBE ¹	Benzene	Toluene	Ethyl-benzene	Total Xylenes
MW-9	12/20/94	16,000		2,500	1,400	690	2,800
	03/07/95	5,200		1,600	250	320	520
	06/08/95	4,900		1,000	98	300	200
	09/22/95	4,000		1,100	82	190	200
	12/27/95	2,800		960	100	200	250
	03/26/96	1,600		380	44	96	110
	06/13/96	1,800	750	540	71	140	180
	09/10/96	2,400	810	860	70	190	210
	12/05/96	5,500	960	2,100	420	380	720
	03/07/97	4,200	720	1,300	170	260	440
	06/12/97	11,000	1,000	2,500	490	560	1,300
	08/19/97	42,000	<1,000	7,700	3,500	2,000	8,300
	12/13/97	13,000	710	1,300	280	960	3,100

NOTES: < = Below indicated detection limit
 ND = Reported as "nondetect" by previous consultant.
 NS = Not sampled.

ENCLOSURE E

Remediation System Analytical Results



Report Number : 45074

Date : 8/2/2005

Richard Munsch
RDM Environmental
6280 Brookshire Drive
Rocklin, CA 95677

Subject : 3 Vapor Samples
Project Name : Tesoro Station 67106
Project Number : 67106
P.O. Number : 67106

Dear Mr. Munsch,

Chemical analysis of the samples referenced above has been completed. Summaries of the data are contained on the following pages. Sample(s) were received under documented chain-of-custody. US EPA protocols for sample storage and preservation were followed.

Kiff Analytical is certified by the State of California (# 2236). If you have any questions regarding procedures or results, please call me at 530-297-4800.

Sincerely,



Joel Kiff

Project Name : **Tesoro Station 67106**

Project Number : **67106**

Sample : **SVE-INF**

Matrix : Air


Lab Number : 45074-01

Sample Date : 7/28/2005

Parameter	Measured Value	Method Reporting Limit	Units	Analysis Method	Date Analyzed
Benzene	< 0.050	0.050	ppmv	EPA 8260B	7/30/2005
Toluene	< 0.050	0.050	ppmv	EPA 8260B	7/30/2005
Ethylbenzene	< 0.050	0.050	ppmv	EPA 8260B	7/30/2005
Total Xylenes	< 0.050	0.050	ppmv	EPA 8260B	7/30/2005
Methyl-t-butyl ether (MTBE)	< 0.050	0.050	ppmv	EPA 8260B	7/30/2005
Diisopropyl ether (DIPE)	< 0.050	0.050	ppmv	EPA 8260B	7/30/2005
Ethyl-t-butyl ether (ETBE)	< 0.050	0.050	ppmv	EPA 8260B	7/30/2005
Tert-amyl methyl ether (TAME)	< 0.050	0.050	ppmv	EPA 8260B	7/30/2005
Tert-Butanol	< 0.50	0.50	ppmv	EPA 8260B	7/30/2005
TPH as Gasoline	58	5.0	ppmv	EPA 8260B	7/30/2005
4-Bromofluorobenzene (Surr)	83.5		% Recovery	EPA 8260B	7/30/2005
Toluene - d8 (Surr)	96.2		% Recovery	EPA 8260B	7/30/2005

Approved By:

Joel Kiff





Report Number : 45074

Date : 8/2/2005

Project Name : Tesoro Station 67106

Project Number : 67106

Sample : SVE-MID

Matrix : Air

Lab Number : 45074-02

Sample Date :7/28/2005

Parameter	Measured Value	Method Reporting Limit	Units	Analysis Method	Date Analyzed
Benzene	< 0.050	0.050	ppmv	EPA 8260B	7/30/2005
Toluene	< 0.050	0.050	ppmv	EPA 8260B	7/30/2005
Ethylbenzene	< 0.050	0.050	ppmv	EPA 8260B	7/30/2005
Total Xylenes	< 0.050	0.050	ppmv	EPA 8260B	7/30/2005
Methyl-t-butyl ether (MTBE)	< 0.050	0.050	ppmv	EPA 8260B	7/30/2005
Diisopropyl ether (DIPE)	< 0.050	0.050	ppmv	EPA 8260B	7/30/2005
Ethyl-t-butyl ether (ETBE)	< 0.050	0.050	ppmv	EPA 8260B	7/30/2005
Tert-amyl methyl ether (TAME)	< 0.050	0.050	ppmv	EPA 8260B	7/30/2005
Tert-Butanol	< 0.50	0.50	ppmv	EPA 8260B	7/30/2005
TPH as Gasoline	36	5.0	ppmv	EPA 8260B	7/30/2005
4-Bromofluorobenzene (Surr)	84.7		% Recovery	EPA 8260B	7/30/2005
Toluene - d8 (Surr)	95.0		% Recovery	EPA 8260B	7/30/2005

Approved By:

Joel Kiff

Project Name : **Tesoro Station 67106**

Project Number : **67106**

Sample : **SVE-EFF**

Matrix : Air

Lab Number : 45074-03

Sample Date : 7/28/2005

Parameter	Measured Value	Method Reporting Limit	Units	Analysis Method	Date Analyzed
Benzene	< 0.050	0.050	ppmv	EPA 8260B	7/30/2005
Toluene	< 0.050	0.050	ppmv	EPA 8260B	7/30/2005
Ethylbenzene	< 0.050	0.050	ppmv	EPA 8260B	7/30/2005
Total Xylenes	< 0.050	0.050	ppmv	EPA 8260B	7/30/2005
Methyl-t-butyl ether (MTBE)	< 0.050	0.050	ppmv	EPA 8260B	7/30/2005
Diisopropyl ether (DIPE)	< 0.050	0.050	ppmv	EPA 8260B	7/30/2005
Ethyl-t-butyl ether (ETBE)	< 0.050	0.050	ppmv	EPA 8260B	7/30/2005
Tert-amyl methyl ether (TAME)	< 0.050	0.050	ppmv	EPA 8260B	7/30/2005
Tert-Butanol	< 0.50	0.50	ppmv	EPA 8260B	7/30/2005
TPH as Gasoline	70	5.0	ppmv	EPA 8260B	7/30/2005
4-Bromofluorobenzene (Surr)	82.4		% Recovery	EPA 8260B	7/30/2005
Toluene - d8 (Surr)	99.3		% Recovery	EPA 8260B	7/30/2005

Approved By:

Joel Kiff

Report Number : 45074

Date : 8/2/2005

QC Report : Method Blank Data

Project Name : **Tesoro Station 67106**


Project Number : **67106**

<u>Parameter</u>	<u>Measured Value</u>	<u>Method Reporting Limit</u>	<u>Units</u>	<u>Analysis Method</u>	<u>Date Analyzed</u>
Benzene	< 0.050	0.050	ppmv	EPA 8260B	7/28/2005
Toluene	< 0.050	0.050	ppmv	EPA 8260B	7/28/2005
Ethylbenzene	< 0.050	0.050	ppmv	EPA 8260B	7/28/2005
Total Xylenes	< 0.050	0.050	ppmv	EPA 8260B	7/28/2005
Methyl-t-butyl ether (MTBE)	< 0.050	0.050	ppmv	EPA 8260B	7/28/2005
Diisopropyl ether (DIPE)	< 0.050	0.050	ppmv	EPA 8260B	7/28/2005
Ethyl-t-butyl ether (ETBE)	< 0.050	0.050	ppmv	EPA 8260B	7/28/2005
Tert-amyl methyl ether (TAME)	< 0.050	0.050	ppmv	EPA 8260B	7/28/2005
Tert-Butanol	< 0.50	0.50	ppmv	EPA 8260B	7/28/2005
TPH as Gasoline	< 5.0	5.0	ppmv	EPA 8260B	7/28/2005
4-Bromofluorobenzene (Surr)	110		%	EPA 8260B	7/28/2005
Toluene - d8 (Surr)	101		%	EPA 8260B	7/28/2005

<u>Parameter</u>	<u>Measured Value</u>	<u>Method Reporting Limit</u>	<u>Units</u>	<u>Analysis Method</u>	<u>Date Analyzed</u>
------------------	-----------------------	-------------------------------	--------------	------------------------	----------------------

KIFF ANALYTICAL, LLC

2795 2nd St, Suite 300 Davis, CA 95616 530-297-4800

Approved By:  Joel Kiff



Analysis Summary

Report Number : 45074

Date : 8/2/2005

Attention : Richard Munsch
 RDM Environmental
 6280 Brookshire Drive
 Rocklin, CA 95677

Project Name : Tesoro Station 67106
 Project Number : 67106

Sample Name		SVE-INF			SVE-MID		SVE-EFF	
Sample Date		7/28/2005			7/28/2005		7/28/2005	
Analyte	Method	Units	MRL	Results	MRL	Results	MRL	Results
Benzene	EPA 8260B	ppmv	0.050	ND	0.050	ND	0.050	ND
Toluene	EPA 8260B	ppmv	0.050	ND	0.050	ND	0.050	ND
Ethylbenzene	EPA 8260B	ppmv	0.050	ND	0.050	ND	0.050	ND
Total Xylenes	EPA 8260B	ppmv	0.050	ND	0.050	ND	0.050	ND
Methyl-t-butyl ether (MTBE)	EPA 8260B	ppmv	0.050	ND	0.050	ND	0.050	ND
Diisopropyl ether (DIPE)	EPA 8260B	ppmv	0.050	ND	0.050	ND	0.050	ND
Ethyl-t-butyl ether (ETBE)	EPA 8260B	ppmv	0.050	ND	0.050	ND	0.050	ND
Tert-amyl methyl ether (TAME)	EPA 8260B	ppmv	0.050	ND	0.050	ND	0.050	ND
Tert-Butanol	EPA 8260B	ppmv	0.50	ND	0.50	ND	0.50	ND
TPH as Gasoline	EPA 8260B	ppmv	5.0	58	5.0	36	5.0	70
Toluene - d8 (Surr)	EPA 8260B	%		96.2		95.0		99.3
4-Bromofluorobenzene (Surr)	EPA 8260B	%		83.5		84.7		82.4

MRL = Method Reporting Limit
 ND = Not Detected

Approved By,

Joel Kiff

2795 2nd St., Suite 300 Davis, CA 95616 530-297-4800

ELAP # 2236

Project Contact (Hardcopy or PDF To): Richard Munce California EDF Report? Yes No

Company / Address: RPM Environmental Sampling Company Log Code:

Phone #: (916) 415-1134 Fax #: (916) 415-1154 Global ID:

Project #: 67106 P.O. #: 67106 EDF Deliverable To (Email Address):

Project Name: Termin Station 67106 Sampler Signature: [Signature]

Project Address: San Leandro, CA.

Chain-of-Custody Record and Analysis Request

Sample Designation	Date	Time	Container				Preservative			Matrix			MTBE (EPA 8260B) per EPA 8021 level @ 5.0 ppb	MTBE (EPA 8260B) @ 0.5 ppb	BTEX (EPA 8260B)	TPH Gas (EPA 8260B)	5 Oxygenates (EPA 8260B)	7 Oxygenates (EPA 8260B)	Lead Scav. (1.2 DCA & 1.2 EDB-EPA 8260B)	Volatile Halocarbons (EPA 8260B)	Volatile Organics Full List (EPA 8260B)	Volatile Organics (EPA 524.2 Drinking Water)	TPH as Diesel (EPA 8015M)	TPH as Motor Oil (EPA 8015M)	Total Lead (EPA 6010)	W.E.T. Lead (STLC)	TAT	For Lab Use Only	
			40 ml VOA	Sleeve	Poly	Glass	Tedlar	HCl	HNO ₃	None	Water	Soil																	Air
SVB-Inf	7/21/05	5:22				X		X						X	X	X													01
SVB-MID	7/21/05	5:25				X		X						X	X	X													02
SVB-8ft	7/21/05	5:27				X		X						X	X	X													03

Relinquished by: [Signature] Date: _____ Time: _____ Received by: _____

Relinquished by: _____ Date: _____ Time: _____ Received by: _____

Relinquished by: _____ Date: 072105 Time: 1120 Received by Laboratory: B. A. B. *KIFF Analytical*

Remarks: STAT

Bill to: Termin Petroleum

For Lab Use Only: Sample Receipt					
Temp °C	Initials	Date	Time	Therm. ID #	Coolant Present
					Yes / No



Report Number : 45581

Date : 8/30/2005

Richard Munsch
RDM Environmental
6280 Brookshire Drive
Rocklin, CA 95677

Subject : 3 Vapor Samples
Project Name : Tesoro Station 67106
Project Number : 67106
P.O. Number : 67106

Dear Mr. Munsch,

Chemical analysis of the samples referenced above has been completed. Summaries of the data are contained on the following pages. Sample(s) were received under documented chain-of-custody. US EPA protocols for sample storage and preservation were followed.

Kiff Analytical is certified by the State of California (# 2236). If you have any questions regarding procedures or results, please call me at 530-297-4800.

Sincerely,



Joel Kiff



Report Number : 45581

Date : 8/30/2005

Project Name : **Tesoro Station 67106**

Project Number : **67106**

Sample : **SVE-Inf**

Matrix : Air

Lab Number : 45581-01

Sample Date :8/24/2005

Parameter	Measured Value	Method Reporting Limit	Units	Analysis Method	Date Analyzed
Benzene	< 0.050	0.050	ppmv	EPA 8260B	8/25/2005
Toluene	< 0.050	0.050	ppmv	EPA 8260B	8/25/2005
Ethylbenzene	< 0.050	0.050	ppmv	EPA 8260B	8/25/2005
Total Xylenes	< 0.050	0.050	ppmv	EPA 8260B	8/25/2005
Methyl-t-butyl ether (MTBE)	< 0.050	0.050	ppmv	EPA 8260B	8/25/2005
Diisopropyl ether (DIPE)	< 0.050	0.050	ppmv	EPA 8260B	8/25/2005
Ethyl-t-butyl ether (ETBE)	< 0.050	0.050	ppmv	EPA 8260B	8/25/2005
Tert-amyl methyl ether (TAME)	< 0.050	0.050	ppmv	EPA 8260B	8/25/2005
Tert-Butanol	< 0.50	0.50	ppmv	EPA 8260B	8/25/2005
TPH as Gasoline	< 5.0	5.0	ppmv	EPA 8260B	8/25/2005
4-Bromofluorobenzene (Surr)	98.9		% Recovery	EPA 8260B	8/25/2005
Toluene - d8 (Surr)	98.4		% Recovery	EPA 8260B	8/25/2005

Approved By:


Joel Kiff



Report Number : 45581

Date : 8/30/2005

Project Name : **Tesoro Station 67106**

Project Number : **67106**

Sample : **SVE-MID**

Matrix : Air

Lab Number : 45581-02

Sample Date :8/24/2005

Parameter	Measured Value	Method Reporting Limit	Units	Analysis Method	Date Analyzed
Benzene	< 0.050	0.050	ppmv	EPA 8260B	8/25/2005
Toluene	< 0.050	0.050	ppmv	EPA 8260B	8/25/2005
Ethylbenzene	< 0.050	0.050	ppmv	EPA 8260B	8/25/2005
Total Xylenes	< 0.050	0.050	ppmv	EPA 8260B	8/25/2005
Methyl-t-butyl ether (MTBE)	< 0.050	0.050	ppmv	EPA 8260B	8/25/2005
Diisopropyl ether (DIPE)	< 0.050	0.050	ppmv	EPA 8260B	8/25/2005
Ethyl-t-butyl ether (ETBE)	< 0.050	0.050	ppmv	EPA 8260B	8/25/2005
Tert-amyl methyl ether (TAME)	< 0.050	0.050	ppmv	EPA 8260B	8/25/2005
Tert-Butanol	< 0.50	0.50	ppmv	EPA 8260B	8/25/2005
TPH as Gasoline	< 5.0	5.0	ppmv	EPA 8260B	8/25/2005
4-Bromofluorobenzene (Surr)	99.6		% Recovery	EPA 8260B	8/25/2005
Toluene - d8 (Surr)	100		% Recovery	EPA 8260B	8/25/2005

Approved By:

Joel Kiff



Report Number : 45581

Date : 8/30/2005

Project Name : Tesoro Station 67106

Project Number : 67106

Sample : SVE-Eff

Matrix : Air

Lab Number : 45581-03

Sample Date :8/24/2005

Parameter	Measured Value	Method Reporting Limit	Units	Analysis Method	Date Analyzed
Benzene	< 0.050	0.050	ppmv	EPA 8260B	8/25/2005
Toluene	< 0.050	0.050	ppmv	EPA 8260B	8/25/2005
Ethylbenzene	< 0.050	0.050	ppmv	EPA 8260B	8/25/2005
Total Xylenes	< 0.050	0.050	ppmv	EPA 8260B	8/25/2005
Methyl-t-butyl ether (MTBE)	< 0.050	0.050	ppmv	EPA 8260B	8/25/2005
Diisopropyl ether (DIPE)	< 0.050	0.050	ppmv	EPA 8260B	8/25/2005
Ethyl-t-butyl ether (ETBE)	< 0.050	0.050	ppmv	EPA 8260B	8/25/2005
Tert-amyl methyl ether (TAME)	< 0.050	0.050	ppmv	EPA 8260B	8/25/2005
Tert-Butanol	< 0.50	0.50	ppmv	EPA 8260B	8/25/2005
TPH as Gasoline	< 5.0	5.0	ppmv	EPA 8260B	8/25/2005
4-Bromofluorobenzene (Surr)	98.8		% Recovery	EPA 8260B	8/25/2005
Toluene - d8 (Surr)	99.2		% Recovery	EPA 8260B	8/25/2005

Approved By:

Joel Kiff

Report Number : 45581

Date : 8/30/2005

QC Report : Method Blank Data

Project Name : Tesoro Station 67106


Project Number : 67106

<u>Parameter</u>	<u>Measured Value</u>	<u>Method Reporting Limit</u>	<u>Units</u>	<u>Analysis Method</u>	<u>Date Analyzed</u>
Benzene	< 0.050	0.050	ppmv	EPA 8260B	8/25/2005
Toluene	< 0.050	0.050	ppmv	EPA 8260B	8/25/2005
Ethylbenzene	< 0.050	0.050	ppmv	EPA 8260B	8/25/2005
Total Xylenes	< 0.050	0.050	ppmv	EPA 8260B	8/25/2005
Methyl-t-butyl ether (MTBE)	< 0.050	0.050	ppmv	EPA 8260B	8/25/2005
Diisopropyl ether (DIPE)	< 0.050	0.050	ppmv	EPA 8260B	8/25/2005
Ethyl-t-butyl ether (ETBE)	< 0.050	0.050	ppmv	EPA 8260B	8/25/2005
Tert-amyl methyl ether (TAME)	< 0.050	0.050	ppmv	EPA 8260B	8/25/2005
Tert-Butanol	< 0.50	0.50	ppmv	EPA 8260B	8/25/2005
TPH as Gasoline	< 5.0	5.0	ppmv	EPA 8260B	8/25/2005
4-Bromofluorobenzene (Surr)	98.3		%	EPA 8260B	8/25/2005
Toluene - d8 (Surr)	98.7		%	EPA 8260B	8/25/2005

<u>Parameter</u>	<u>Measured Value</u>	<u>Method Reporting Limit</u>	<u>Units</u>	<u>Analysis Method</u>	<u>Date Analyzed</u>
------------------	-----------------------	-------------------------------	--------------	------------------------	----------------------

KIFF ANALYTICAL, LLC

2795 2nd St, Suite 300 Davis, CA 95616 530-297-4800

Approved By:  Joel Kiff



Analysis Summary

Report Number : 45581

Date : 8/30/2005

Attention : Richard Munsch
 RDM Environmental
 6280 Brookshire Drive
 Rocklin, CA 95677

Project Name : Tesoro Station 67106
 Project Number : 67106

Sample Name			SVE-Inf		SVE-MID		SVE-Eff	
Sample Date			8/24/2005		8/24/2005		8/24/2005	
Analyte	Method	Units	MRL	Results	MRL	Results	MRL	Results
Benzene	EPA 8260B	ppmv	0.050	ND	0.050	ND	0.050	ND
Toluene	EPA 8260B	ppmv	0.050	ND	0.050	ND	0.050	ND
Ethylbenzene	EPA 8260B	ppmv	0.050	ND	0.050	ND	0.050	ND
Total Xylenes	EPA 8260B	ppmv	0.050	ND	0.050	ND	0.050	ND
Methyl-t-butyl ether (MTBE)	EPA 8260B	ppmv	0.050	ND	0.050	ND	0.050	ND
Diisopropyl ether (DIPE)	EPA 8260B	ppmv	0.050	ND	0.050	ND	0.050	ND
Ethyl-t-butyl ether (ETBE)	EPA 8260B	ppmv	0.050	ND	0.050	ND	0.050	ND
Tert-amyl methyl ether (TAME)	EPA 8260B	ppmv	0.050	ND	0.050	ND	0.050	ND
Tert-Butanol	EPA 8260B	ppmv	0.50	ND	0.50	ND	0.50	ND
TPH as Gasoline	EPA 8260B	ppmv	5.0	ND	5.0	ND	5.0	ND
Toluene - d8 (Surr)	EPA 8260B	%		98.4		100		99.2
4-Bromofluorobenzene (Surr)	EPA 8260B	%		98.9		99.6		98.8

MRL = Method Reporting Limit
 ND = Not Detected

Approved By,

Joel Kiff

2795 2nd St., Suite 300 Davis, CA 95616 530-297-4800

ELAP # 2236

Project Contact (Hardcopy or PDF To): Richard Munsel
 California EDF Report? Yes No
 Company / Address: RDM Environmental
 Sampling Company Log Code:
 Phone #: (916) 415-1134 Fax #: (916) 415-1154 Global ID:
 Project #: 67106 P.O. #: 67106 EDF Deliverable To (Email Address):
 Project Name: Terow Station 67106 Sampler Signature: [Signature]

Project Address: San Leandro, CA
 Sampling Container Preservative Matrix

Sample Designation	Date	Time	Container				Preservative			Matrix			MTBE (EPA 8260B) per EPA 8021 level @ 5.0 ppb	MTBE (EPA 8260B) @ 0.5 ppb	BTEX (EPA 8260B)	TPH Gas (EPA 8260B)	5 Oxygenates (EPA 8260B)	7 Oxygenates (EPA 8260B)	Lead Scav (1,2 DCA & 1,2 EDB-EPA 8260B)	Volatile Halocarbons (EPA 8260B)	Volatile Organics Full List (EPA 8260B)	Volatile Organics (EPA 524.2 Drinking Water)	TPH as Diesel (EPA 8015M)	TPH as Motor Oil (EPA 8015M)	Total Lead (EPA 6010)	W.E.T. Lead (STLC)	TAT	For Lab Use Only			
			40 ml VOA	Sieve	Poly	Glass	Tedlar	HCl	HNO ₃	None	Water	Soil																	Air		
SUR-Inf	8/24/05	4:05				X																							<input checked="" type="checkbox"/> 1 hr		
SUR-MID	8/24/05	4:00				X																								<input type="checkbox"/> 12 hr	
SUR-Off	8/24/05	3:58				X																								<input type="checkbox"/> 24 hr	

Relinquished by: [Signature] Date: _____ Time: _____ Received by: _____
 Relinquished by: _____ Date: _____ Time: _____ Received by: _____
 Relinquished by: _____ Date: 082505 Time: 1125 Received by Laboratory: Michelle Spence KIFF Analytical

Remarks: STAT
 Bill to: Terow Petroleum / Rob Panaman
 For Lab Use Only: Sample Receipt

Temp °C	Initials	Date	Time	Therm. ID #	Coolant Present
					Yes / No



Report Number : 46256

Date : 10/5/2005

Richard Munsch
RDM Environmental
6280 Brookshire Drive
Rocklin, CA 95677

Subject : 3 Vapor Samples
Project Name : Tesoro Station 67106
Project Number : 67106
P.O. Number : 67106

Dear Mr. Munsch,

Chemical analysis of the samples referenced above has been completed. Summaries of the data are contained on the following pages. Sample(s) were received under documented chain-of-custody. US EPA protocols for sample storage and preservation were followed.

Kiff Analytical is certified by the State of California (# 2236). If you have any questions regarding procedures or results, please call me at 530-297-4800.

Sincerely,



Joel Kiff



Report Number : 46256

Date : 10/5/2005

Project Name : **Tesoro Station 67106**

Project Number : **67106**

Sample : **SVE-Inf**


Matrix : Air

Lab Number : 46256-01

Sample Date :9/29/2005

Parameter	Measured Value	Method Reporting Limit	Units	Analysis Method	Date Analyzed
Benzene	< 0.050	0.050	ppmv	EPA 8260B	10/1/2005
Toluene	< 0.050	0.050	ppmv	EPA 8260B	10/1/2005
Ethylbenzene	< 0.050	0.050	ppmv	EPA 8260B	10/1/2005
Total Xylenes	< 0.050	0.050	ppmv	EPA 8260B	10/1/2005
Methyl-t-butyl ether (MTBE)	< 0.050	0.050	ppmv	EPA 8260B	10/1/2005
Diisopropyl ether (DIPE)	< 0.050	0.050	ppmv	EPA 8260B	10/1/2005
Ethyl-t-butyl ether (ETBE)	< 0.050	0.050	ppmv	EPA 8260B	10/1/2005
Tert-amyl methyl ether (TAME)	< 0.050	0.050	ppmv	EPA 8260B	10/1/2005
Tert-Butanol	< 0.50	0.50	ppmv	EPA 8260B	10/1/2005
TPH as Gasoline	< 5.0	5.0	ppmv	EPA 8260B	10/1/2005
4-Bromofluorobenzene (Surr)	97.8		% Recovery	EPA 8260B	10/1/2005
Toluene - d8 (Surr)	99.6		% Recovery	EPA 8260B	10/1/2005

Approved By:


Joel Kiff



Report Number : 46256

Date : 10/5/2005

Project Name : **Tesoro Station 67106**

Project Number : **67106**

Sample : **SVE-MID**

Matrix : Air

Lab Number : 46256-02

Sample Date :9/29/2005

Parameter	Measured Value	Method Reporting Limit	Units	Analysis Method	Date Analyzed
Benzene	< 0.050	0.050	ppmv	EPA 8260B	10/1/2005
Toluene	< 0.050	0.050	ppmv	EPA 8260B	10/1/2005
Ethylbenzene	< 0.050	0.050	ppmv	EPA 8260B	10/1/2005
Total Xylenes	< 0.050	0.050	ppmv	EPA 8260B	10/1/2005
Methyl-t-butyl ether (MTBE)	< 0.050	0.050	ppmv	EPA 8260B	10/1/2005
Diisopropyl ether (DIPE)	< 0.050	0.050	ppmv	EPA 8260B	10/1/2005
Ethyl-t-butyl ether (ETBE)	< 0.050	0.050	ppmv	EPA 8260B	10/1/2005
Tert-amyl methyl ether (TAME)	< 0.050	0.050	ppmv	EPA 8260B	10/1/2005
Tert-Butanol	< 0.50	0.50	ppmv	EPA 8260B	10/1/2005
TPH as Gasoline	< 5.0	5.0	ppmv	EPA 8260B	10/1/2005
4-Bromofluorobenzene (Surr)	99.6		% Recovery	EPA 8260B	10/1/2005
Toluene - d8 (Surr)	97.8		% Recovery	EPA 8260B	10/1/2005

Approved By:

Joel Kiff



Report Number : 46256

Date : 10/5/2005

Project Name : Tesoro Station 67106

Project Number : 67106

Sample : SVE-Eff

Matrix : Air

Lab Number : 46256-03

Sample Date :9/29/2005

Parameter	Measured Value	Method Reporting Limit	Units	Analysis Method	Date Analyzed
Benzene	< 0.050	0.050	ppmv	EPA 8260B	10/1/2005
Toluene	< 0.050	0.050	ppmv	EPA 8260B	10/1/2005
Ethylbenzene	< 0.050	0.050	ppmv	EPA 8260B	10/1/2005
Total Xylenes	< 0.050	0.050	ppmv	EPA 8260B	10/1/2005
Methyl-t-butyl ether (MTBE)	< 0.050	0.050	ppmv	EPA 8260B	10/1/2005
Diisopropyl ether (DIPE)	< 0.050	0.050	ppmv	EPA 8260B	10/1/2005
Ethyl-t-butyl ether (ETBE)	< 0.050	0.050	ppmv	EPA 8260B	10/1/2005
Tert-amyl methyl ether (TAME)	< 0.050	0.050	ppmv	EPA 8260B	10/1/2005
Tert-Butanol	< 0.50	0.50	ppmv	EPA 8260B	10/1/2005
TPH as Gasoline	< 5.0	5.0	ppmv	EPA 8260B	10/1/2005
4-Bromofluorobenzene (Surr)	99.7		% Recovery	EPA 8260B	10/1/2005
Toluene - d8 (Surr)	99.1		% Recovery	EPA 8260B	10/1/2005

Approved By:

Joel Kiff

Report Number : 46256

Date : 10/5/2005

QC Report : Method Blank Data

Project Name : Tesoro Station 67106

Project Number : 67106

<u>Parameter</u>	<u>Measured Value</u>	<u>Method Reporting Limit</u>	<u>Units</u>	<u>Analysis Method</u>	<u>Date Analyzed</u>
Benzene	< 0.050	0.050	ppmv	EPA 8260B	9/30/2005
Toluene	< 0.050	0.050	ppmv	EPA 8260B	9/30/2005
Ethylbenzene	< 0.050	0.050	ppmv	EPA 8260B	9/30/2005
Total Xylenes	< 0.050	0.050	ppmv	EPA 8260B	9/30/2005
Methyl-t-butyl ether (MTBE)	< 0.050	0.050	ppmv	EPA 8260B	9/30/2005
Diisopropyl ether (DIPE)	< 0.050	0.050	ppmv	EPA 8260B	9/30/2005
Ethyl-t-butyl ether (ETBE)	< 0.050	0.050	ppmv	EPA 8260B	9/30/2005
Tert-amyl methyl ether (TAME)	< 0.050	0.050	ppmv	EPA 8260B	9/30/2005
Tert-Butanol	< 0.50	0.50	ppmv	EPA 8260B	9/30/2005
TPH as Gasoline	< 5.0	5.0	ppmv	EPA 8260B	9/30/2005
4-Bromofluorobenzene (Surr)	99.5		%	EPA 8260B	9/30/2005
Toluene - d8 (Surr)	99.0		%	EPA 8260B	9/30/2005

<u>Parameter</u>	<u>Measured Value</u>	<u>Method Reporting Limit</u>	<u>Units</u>	<u>Analysis Method</u>	<u>Date Analyzed</u>
------------------	-----------------------	-------------------------------	--------------	------------------------	----------------------

KIFF ANALYTICAL, LLC

2795 2nd St, Suite 300 Davis, CA 95616 530-297-4800

Approved By:  Joel Kiff



Analysis Summary

Report Number : 46256

Date : 10/5/2005

Attention : Richard Munsch
 RDM Environmental
 6280 Brookshire Drive
 Rocklin, CA 95677

Project Name : Tesoro Station 67106
 Project Number : 67106

Sample Name			SVE-Inf		SVE-MID		SVE-Eff	
Sample Date			9/29/2005		9/29/2005		9/29/2005	
Analyte	Method	Units	MRL	Results	MRL	Results	MRL	Results
Benzene	EPA 8260B	ppmv	0.050	ND	0.050	ND	0.050	ND
Toluene	EPA 8260B	ppmv	0.050	ND	0.050	ND	0.050	ND
Ethylbenzene	EPA 8260B	ppmv	0.050	ND	0.050	ND	0.050	ND
Total Xylenes	EPA 8260B	ppmv	0.050	ND	0.050	ND	0.050	ND
Methyl-t-butyl ether (MTBE)	EPA 8260B	ppmv	0.050	ND	0.050	ND	0.050	ND
Diisopropyl ether (DIPE)	EPA 8260B	ppmv	0.050	ND	0.050	ND	0.050	ND
Ethyl-t-butyl ether (ETBE)	EPA 8260B	ppmv	0.050	ND	0.050	ND	0.050	ND
Tert-amyl methyl ether (TAME)	EPA 8260B	ppmv	0.050	ND	0.050	ND	0.050	ND
Tert-Butanol	EPA 8260B	ppmv	0.50	ND	0.50	ND	0.50	ND
TPH as Gasoline	EPA 8260B	ppmv	5.0	ND	5.0	ND	5.0	ND
Toluene - d8 (Surr)	EPA 8260B	%		99.6		97.8		99.1
4-Bromofluorobenzene (Surr)	EPA 8260B	%		97.8		99.6		99.7

MRL = Method Reporting Limit
 ND = Not Detected

Approved By,

Joel Kiff

2795 2nd St., Suite 300 Davis, CA 95616 530-297-4800
 ELAP # 2236



2795 2nd Street, Suite 300
 Davis, CA 95616
 Lab: 530.297.4800
 Fax: 530.297.4802

SRG # / Lab No. 46256

Page ___ of ___

Project Contact (Hardcopy or PDF To): Richard Munsch
 California EDF Report? Yes No

Company / Address: RDM Environmental
 Sampling Company Log Code:

Phone #: (916) 440-1124 Fax #: (916) 415-1154
 Global ID:

Project #: 67106 P.O. #: 67106
 EDF Deliverable To (Email Address):

Project Name: Tecoma Station 67106
 Sampler Signature: [Signature]

Project Address: San Leandro CA

Sample Designation	Sampling		Container					Preservative			Matrix		
	Date	Time	40 ml VOA	Sleeve	Poly	Glass	Tedlar	HCl	HNO ₃	None	Water	Soil	Air
SU=-Inf	9/29/05	2:42					X						X
SVE-MIN	9/29/05	3:28					X						X
SVE-elf	9/29/05	3:20					X						X

Chain-of-Custody Record and Analysis Request													TAT	For Lab Use Only
Analysis Request														
MTBE (EPA 8260B) per EPA 8021 level @ 5.0 ppb													<input type="checkbox"/>	12 hr
MTBE (EPA 8260B) @ 0.5 ppb													<input type="checkbox"/>	24 hr
BTEX (EPA 8260B)													<input type="checkbox"/>	48 hr
TPH Gas (EPA 8260B)													<input type="checkbox"/>	72 hr
5 Oxygenates (EPA 8260B)													<input checked="" type="checkbox"/>	1 wk
7 Oxygenates (EPA 8260B)														
Lead Scav. (1,2 DCA & 1,2 EDB-EPA 8260B)														
Volatile Halocarbons (EPA 8260B)														
Volatile Organics Full List (EPA 8260B)														
Volatile Organics (EPA 524.2 Drinking Water)														
TPH as Diesel (EPA 8015M)														
TPH as Motor Oil (EPA 8015M)														
Total Lead (EPA 8010)														
W.E.T. Lead (STLC)														

Relinquished by: [Signature] Date: _____ Time: _____ Received by: _____

Relinquished by: _____ Date: _____ Time: _____ Received by: _____

Relinquished by: _____ Date: 093005 Time: 1247 Received by Laboratory: Josay N Hernandez
 KIFF Analytical

Remarks: STAT

Bill to: Tecoma Petroleum / Rob Parsons

For Lab Use Only: Sample Receipt					
Temp °C	Initials	Date	Time	Therm. ID #	Coolant Present
					Yes / No