

23 June 2008
Project 4069.04

Ms. Susan Colman
c/o City of Emeryville
1333 Park Avenue
Emeryville, CA 94608

Subject: April 2008 Additional Investigation
Alders Property
5812 Hollis Street
Emeryville, California

RECEIVED

1:52 pm, Jul 30, 2008

Alameda County
Environmental Health

Dear Ms. Colman,

This letter report summarizes the results of the additional investigation performed by Treadwell & Rollo in April 2008 for the property located at 5812 Hollis Street in Emeryville, California (Site) (APN 049-1328-003-02) (Figure 1). This letter report was prepared on behalf of Wareham Development (Wareham), who acquires the Site in early April 2008. Previous soil and groundwater investigations by Treadwell & Rollo were performed at the Site in January and March 2008 and presented in the Phase II Environmental Site Assessment report dated 24 March 2008 that was previously provided to you.

The City of Emeryville has a Memorandum of Understanding (MOU) with the Department of Toxic Substances Control (DTSC) which states the criteria by which the City of Emeryville can become the lead regulatory agency for oversight of environmental cleanup projects. This April 2008 Additional Investigation was performed to assist the City of Emeryville in further evaluating the environmental issues associated with redevelopment of the Site. In accordance with direction from Ignacio Dayrit of the City of Emeryville, data gaps related to the Site identified by you are to be considered data gaps identified by the City of Emeryville.

BACKGROUND

The Site consists of an approximately 36,000 square foot triangular-shaped lot which is occupied by surface parking in the northern part of the Site, a dismantling yard in the center of the Site operated by Hydraulic Electro Service Corporation, and a single-story building in the southern part of the Site (Figure 2). It is bound by Hollis Street to the west, a commercial building to the north (at 5850 Hollis Street), and an alley approximately 25 feet wide to the east. The southern tip of the Site is at the intersection of Hollis Street and Powell Street. As part of the redevelopment, Wareham plans on removing the existing structures and parking areas. Although redevelopment plans have not been finalized, it is our understanding that the redevelopment will likely consist of a half level of sub-grade parking with commercial units on top.

DATA GAPS IDENTIFIED BY THE CITY OF EMERYVILLE

On 3 April 2008, you indicated that additional investigation would be required before the City of Emeryville would formally take over as lead regulatory agency for the Site. Based upon the conversation on 3 April 2008 and subsequent communications on 9 April 2008, the following data gaps were noted:

Ms. Susan Colman
c/o City of Emeryville
23 June 2008
Page 2

- Soil and groundwater sampling around boring TR-17 (Figure 2) where diisopropyl ether (DIPE) was previously detected in a groundwater sample
- Soil sampling in the northeast corner of the Site
- Soil sampling in the eastern part of the Site between TR-1, TR-2, and TR-5, and
- Soil sampling in the southern tip of the Site which is currently inaccessible due to the office building.

With the exception of the last bullet, the objective of the April 2008 discussions was to address the data gaps identified. The suite of laboratory analyses for the soil and groundwater samples collected under this investigation were agreed to by you and Treadwell & Rollo prior to sampling. Sampling at the southern tip of the Site will be conducted following demolition of the office building.

FIELD INVESTIGATION

Prior to the drilling activities, Treadwell & Rollo obtained a drilling permit from Alameda County (W2008-0007), notified Underground Services Alert (USA) (Ticket # 131041), and retained the services of California Utility Surveys (CU Surveys), a private utility locator based in San Ramon, California, to delineate subsurface utility lines at the proposed drilling locations.

Drilling and sampling activities were performed at the Site on 17 April 2008. Treadwell & Rollo retained the services of RSI Drilling (based in Woodland, California) to provide drilling and subsurface sampling services. Six borings (TR-19 through TR-24) were advanced at the Site with direct push technology (Figure 2). TR-19 was advanced to a maximum observed depth of 20 feet bgs. TR-20 through TR-24 were advanced to a maximum observed depth of 12 feet bgs. Soil samples were collected for laboratory analysis from each of the borings at (2.5-3.0 feet below ground surface bgs), intermediate (5.0-5.5 feet bgs), and deep (10.0-10.5 feet bgs) intervals. Soil samples were collected in six-inch sections, wrapped in Teflon ®, capped, labeled, and placed in an ice-chilled cooler.

Following the collection of the soil samples, boring TR-19 was advanced past the anticipated groundwater depth (12 feet bgs) to approximately 20 feet bgs. After the completion of drilling, a temporary PVC casing with a slotted section of 10 to 15 feet was placed in the bore hole for grab groundwater sampling activities (temporary well). Grab groundwater samples were collected from TR-19 using dedicated, non-reactive, polyethylene tubing and a peristaltic pump. Water was pumped directly from the boring into laboratory supplied containers, secured, labeled, and placed in an ice-chilled cooler.

All soil and grab groundwater samples were transported under Chain-of-Custody protocol to Torrent Laboratories, a California-certified Laboratory located in Milpitas, California. Details of the laboratory analysis program are described below. Upon completion of all soil and groundwater sampling activities, the temporary well location was destroyed by removing the PVC casing and tremie grouting the hole with Portland cement. The top of each boring was surfaced with asphalt patch or concrete to match the surface material.

Ms. Susan Colman
 c/o City of Emeryville
 23 June 2008
 Page 3

LABORATORY ANALYSES

The soil samples were analyzed for various combinations of the following analytes:

- Total petroleum hydrocarbons (TPH) quantified as gasoline (TPH-g) by EPA Method 8015M
- TPH quantified as diesel (TPH-d) and motor oil (TPH-mo) by EPA 8015M with silica gel cleanup
- Volatile organic compounds (VOCs) by EPA Method 8260B
- Semi-volatile organic compounds (SVOCs) by EPA Method 8270C
- Polychlorinated biphenyls (PCBs) by EPA Method 8081/8082
- California Assessment Metals (CAM 17) or RCRA 8 metals by EPA Method 6010/6020/7400
- Soluble metals by the Waste Extraction Test (WET) by EPA Method 6010

All soil samples collected at the shallow and intermediate intervals were analyzed in the laboratory. Deep interval soil samples from borings TR-20 and TR-22 were analyzed for metals, but not organic parameters. The Deep interval soil sample from TR-21 was analyzed for metals and VOCs. Deep interval soil from TR-19, TR-23 and TR-24 were held from initial analysis, pending the results of the shallow and intermediate analysis. No significant chemical concentrations were detected in the shallow and intermediate soil samples of TR-19, TR-23 and TR-24, and therefore, the remaining deep soil samples were not analyzed. The analyses performed are shown below. The groundwater sample collected from boring TR-19 was analyzed for VOCs by EPA Method 8260B. The following table summarizes the number of samples submitted per analytical method:

Soil Samples								
	TPH-g	TPH-d TPH-mo	VOCs	SVOCs	PCBs	CAM 17 Metals	RCRA 8 Metals	Soluble Lead by WET
Shallow	6	6	6	6	6	6		2
Intermediate	6	6	6				6	
Deep			1				3	
Groundwater Samples								
Groundwater	TPH-g	TPH-d TPH-mo	VOCs	SVOCs	PCBs	CAM 17 Metals	RCRA 8 Metals	Soluble Metals
			1					

Ms. Susan Colman
c/o City of Emeryville
23 June 2008
Page 4

RESULTS

The following includes a discussion of the hydrogeologic conditions observed during the field investigation and presents a summary of the laboratory analytical results.

The hydrogeologic conditions noted below are based on observations made by Treadwell & Rollo personnel during the drilling activities performed at the Site on 17 April 2008. Generally, the Site consists of an asphalt-concrete surface (approximately 3-inches thick) underlain by a stiff, olive-black, sandy clay from 3-inches to 3 feet bgs, and a stiff, brown to olive clay from 3 feet bgs to a maximum observed depth of 28 feet bgs. No discolored soil, oily sheen, or soil with petroleum odors were encountered during drilling activities. Boring logs are provided in Attachment A. A grab groundwater sample was collected in TR-19, which slowly recharged during the day of drilling.

Laboratory analytical results are summarized on Tables 1 through 4 and laboratory analytical reports are provided in Attachment B. Organic compounds detected in soil are presented on Table 1, metals in soil are presented on Table 2, organic compounds in groundwater are presented on Table 3, and metals in groundwater are presented on Table 4. In addition to the results from the April 2008 investigation, samples results from the January and March 2008 investigations by Treadwell & Rollo are presented in the tables.

Analytical results were compared to the following benchmarks:

- Environmental Screening Levels (ESLs) for soil based on direct exposure under a commercial exposure scenario for a target excess cancer risk of 1×10^{-6} and a noncancer hazard of 1 from Table K-2 of the ESL document (SF-RWQCB, 2008).¹
- ESL for soil based on direct exposure under a construction/trench worker exposure scenario for a target excess cancer risk of 1×10^{-6} and a noncancer hazard of 1 (Table K-2 of SF-RWQCB, 2008).
- Emeryville Cleanup Goals (provided by Susan Colman) for sites within the City of Emeryville for total petroleum hydrocarbons.
- California and Federal hazardous waste criteria for metals in soil from the California Code of Regulations Title 22, Section 66261.24.
- ESLs for groundwater based on groundwater that is not a current or potential source of drinking water (Table B of SF-RWQCB, 2008)

Figures 3 and 4 present locations and associated results where the benchmarks are exceeded for the April 2008 Additional Investigation.

¹ San Francisco Bay Regional Water Quality Control Board (SF-RWQCB), 2008. *Screening for Environmental Concerns at Sites with Contaminated Soil and Groundwater. Interim Final.* November 2007, Revised May 2008.

Ms. Susan Colman
c/o City of Emeryville
23 June 2008
Page 5

Borings TR-19 and TR-20

Borings TR-19 and TR-20 are located in the former machine shop area of the Site around boring TR-17 (Figure 2) where DIPE was previously detected in a groundwater sample. Detections of TPH-d and TPH-mo were reported in shallow soil samples from TR-19 and TR-20, but at concentrations below the ESLs and Emeryville Cleanup goals. TPH-d and TPH-mo were not detected in the intermediate samples from TR-19 and TR-20. TPH-g, PCBs, or SVOCs were not detected in the shallow soil samples from TR-19 and TR-20.

With the exception of lead, metals concentrations in the soil samples collected from TR-19 and TR-20 were less than the ESLs or within the range of regional background concentrations. The total lead concentration in TR-20 at 2.5-3.0 feet bgs was 710 milligrams per kilogram (mg/kg) and at 5.2 mg/kg at 5.0-5.5 feet bgs. Due to the potential for the 710 mg/kg of lead in the shallow soil sample to have soluble lead above hazardous waste criteria, the at 2.5-3.0 feet bgs sample from TR-20 was analyzed for soluble lead by the California WET and was found to have soluble lead at 81.5 milligrams per liter (mg/L), which is above the Soluble Limit Threshold Concentration (STLC) of 5 mg/L of lead for the characterization of a California hazardous waste. Shallow soil at TR-20 will require testing by the Federal Toxicity Characteristic Leaching Procedure (TCLP) to evaluate whether the soil will be classified as a Federal Resource Conservation and Recovery Act (RCRA) hazardous waste. No other total metals results for samples collected from TR-19 or TR-20 were at concentrations above hazardous waste criteria or possibly at soluble metals concentrations above hazardous waste criteria. Naphthalene was reported at a concentration of 0.071 milligrams per kilogram (mg/kg) in the shallow soil samples from TR-20, but the concentration is below the naphthalene ESL. No VOCs were detected in the shallow soil sample from TR-19 or the in the grab groundwater sample collected from TR-19. TR-19 was located near TR-17, which was the location where a grab groundwater sample was found to contain DIPE.

Borings TR-21, TR-22 and TR-23

Borings TR-21, TR-22, and TR-23 are located near the eastern edge of the Site between locations TR-1, TR-2, and TR-5 (Figure 2). Detections of TPH-d and TPH-mo in TR-22 and TR-23 were below the ESLs and Emeryville Cleanup goals. TPH-mo in the shallow soil sample from TR-21 (1,260 mg/kg) was above the Emeryville Cleanup Goal of 1,000 mg/kg, but the intermediate sample from TR-21 only had TPH-mo at 4.15 mg/kg. No PCBs were detected in the shallow soil samples from TR-21, TR-22, and TR-23. Naphthalene was detected in the shallow soil sample from TR-22 but at a concentration less than ESLs and no other VOCs were detected in shallow, intermediate and deep soil samples from TR-22, and TR-23. Shallow soil samples from TR-21 and TR-22 had PAH detections (including naphthalene) above ESLs, which is consistent with the detections of TPH-mo in the shallow soil samples (see Figure 3).

With the exception of lead, metals concentrations in the soil samples collected from TR-21, TR-22, and TR-23 were less than the ESLs or within the range of regional background concentrations. The total lead concentration in TR-21 at 2.5-3.0 feet bgs was 120 mg/kg and 3.9 mg/kg at 5.0-5.5 feet bgs. Due to the potential for the 120 mg/kg of lead in the shallow soil sample to have soluble lead above hazardous waste criteria, the at 2.5-3.0 feet bgs sample from TR-21 was analyzed for soluble lead by the WET and was found to have soluble lead at 9.21 mg/L, which is above the STLC of 5 mg/L of lead for the characterization of a California hazardous waste. Shallow soil at TR-21 will require testing for soluble lead by the TCLP to evaluate whether the soil will be classified as a RCRA hazardous waste. No other total metals results for samples collected from TR-21, TR-22 or TR-23 were at concentrations above hazardous waste criteria or possibly at soluble metals concentrations above hazardous waste criteria.

Ms. Susan Colman
c/o City of Emeryville
23 June 2008
Page 6

Boring TR-24

Boring TR-24 is located near the northern edge of the Site. TPH-mo detected in TR-24 in the shallow soil sample was the below ESLs and Emeryville Cleanup goals and was not detected in the intermediate soil sample. TPH-g, TPH-d, PCBs, SVOCs and VOCs were not detected in the shallow soil sample from TR-24. All metals concentrations in the soil samples collected from TR-24 were less than the ESLs or within the range of regional background concentrations and were at concentrations less than hazardous waste criteria.

SUMMARY

The purpose of this Additional Investigation was to address several data gaps identified by the City of Emeryville based on the results of Phase II Environmental Site Assessment report dated 24 March 2008. With the exception of sampling at the southern tip of the Site to be conducted following demolition of the office building, the April 2008 Additional Investigation provided data to address all of the data gaps.

The Phase II Environmental Site Assessment report dated 24 March 2008 identified the following:

- TPH, PCBs, VOCs, SVOCs, and metals have been detected in soil and groundwater at the Site, primarily in shallow soils from 0 to 3.5 feet bgs with the highest contamination isolated around TR-4. Mitigation measures will likely be required by the regulatory agencies for a residential or commercial development.
- Lead in soil at boring TR-4 from 1.5 to 2.0 feet would be characterized as a California hazardous waste, if excavated and disposed off-Site.
- The volatile organic compounds detected in groundwater were not detected in soil at the Site. Therefore, volatile organic compounds likely have migrated onto the Site from an unrelated off-site source.
- Diisopropyl ether (DIPE), a fuel oxygenate, was detected at an elevated concentration in groundwater isolated around boring TR-17.

The April 2008 Additional Investigation indicates the following:


- Shallow soil (less than 5 feet bgs) that may be excavated around TR-20 and TR-21 would be characterized as a California hazardous waste; and will require additional testing to evaluate whether it would be classified as a RCRA hazardous waste.
- Shallow soil (less than 5 feet bgs) around TR-21 and TR-22 exceeds commercial ESLs and/or Emeryville Cleanup Goals.
- The additional sampling in the area of TR-17 indicated that the presence of DIPE in groundwater is localized around TR-17.

Ms. Susan Colman
c/o City of Emeryville
23 June 2008
Page 7

Based on the results available to date, a Site Management Plan should be developed to identify mitigative actions be implemented during redevelopment activities to protect construction workers and future users of the Site. The mitigation measures could include excavation and disposal of soil, installing a surface cap, and placing land use covenants on the Site. The Site Management Plan should also indicate that sampling at the southern tip of the Site will be conducted following demolition of the office building.

If you have any questions, please contact us at (510) 874-4500.


Sincerely yours,
TREADWELL & ROLLO, INC.



Glenn M. Leong
Senior Associate

40690404.OAK

Figures 1 through 4
Tables 1 through 4
Attachment A – Boring Logs
Attachment B – Laboratory Reports



Grover S. Buhr, P.G.
Senior Geologist

FIGURES



Base map: The Thomas Guide
Alameda County
2002

0 1/4 1/2 Mile

Approximate scale



ALDER PROPERTY
5812 HOLLIS STREET
Emeryville, California

SITE LOCATION MAP

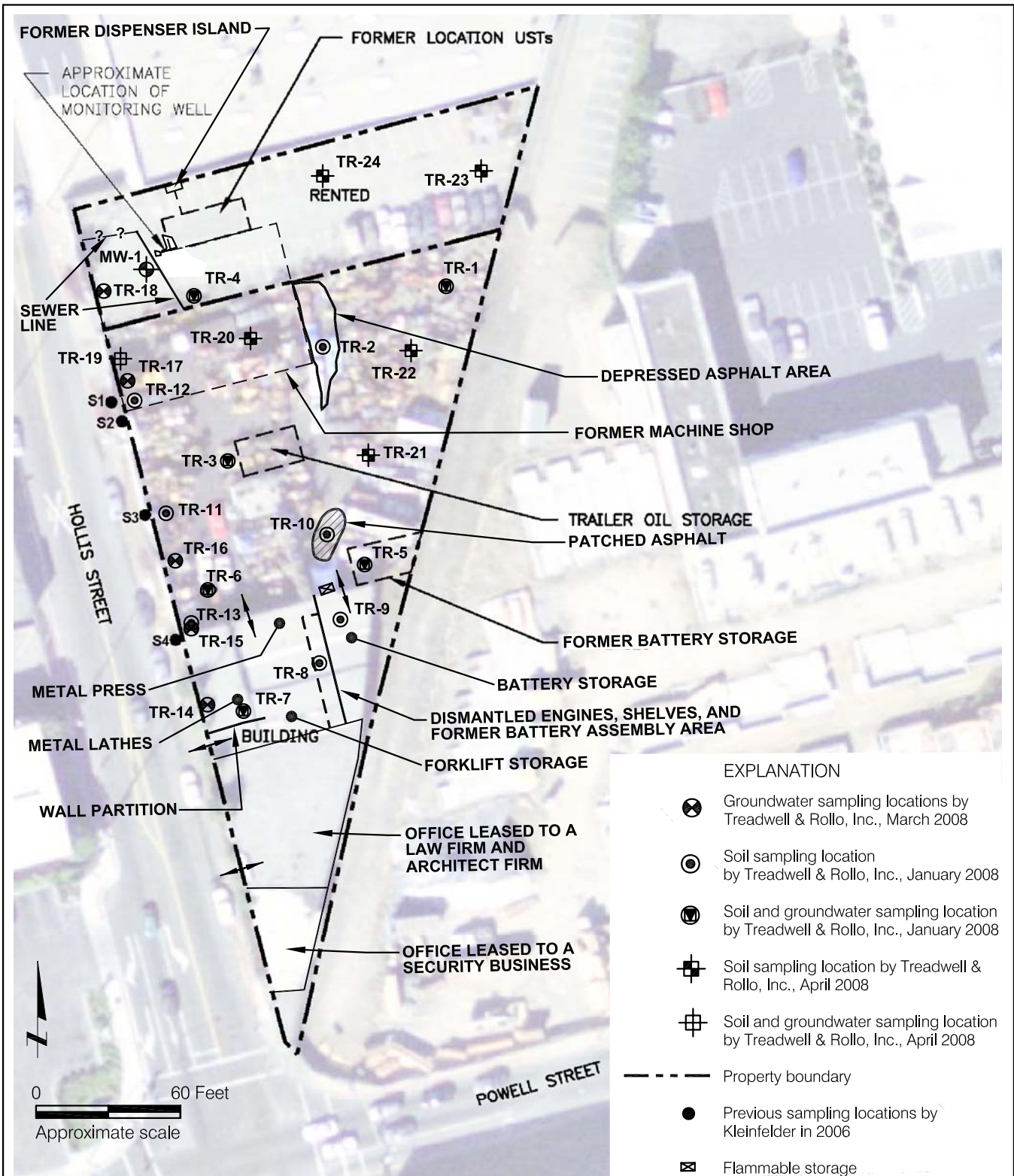
Treadwell&Rollo

Date 01/25/08

Project No. 4069.04

Figure 1

S:\Trgraphics--Oak\4000's\4069.04\OAK-4069.04_SAMPLE-LOCATION.dwg 6/23/08



© By Kleinfelder Inc., 2006.

Reference: www.terraserver-usc.com, 2006.

<p>ALDERS PROPERTY 5812 HOLLIS STREET Emeryville, California</p>	<p>SAMPLE LOCATIONS</p>	
	Date 05/09/08	Project No. 4069.04
Figure 2		

S:\Trgraphics-Oak\4000's\4069.04\OAK-SAMPLE-LOCATION-figure 3(11x17).dwg 6/23/08

TR-4		
Depth (feet bgs)	A-1260 (mg/kg)	IP (mg/kg)
1.5 - 2.0	0.61j	186

TR-1		
Depth (feet bgs)	IP (mg/kg)	Naph-V (mg/kg)
0.5 - 1.0	78.4	39e

TR-22	
Depth (feet bgs)	F (mg/kg)
2.5 - 3.0	189

TR-6	
Depth (feet bgs)	Naph-V (mg/kg)
1.0 - 1.5'	52

TR-21						
Depth (feet bgs)	TPH-mo (mg/kg)	B (a) A (mg/kg)	B (a) P (mg/kg)	B (b) F (mg/kg)	Naph-S (mg/kg)	Naph-V (mg/kg)
2.5 - 3.0	1,260	182	316	399	308	20

TR-10				
Depth (feet bgs)	B (a) P (mg/kg)	B (b) F (mg/kg)	IP (mg/kg)	Naph-V (mg/kg)
1.5 - 2.0	119	160	155	160

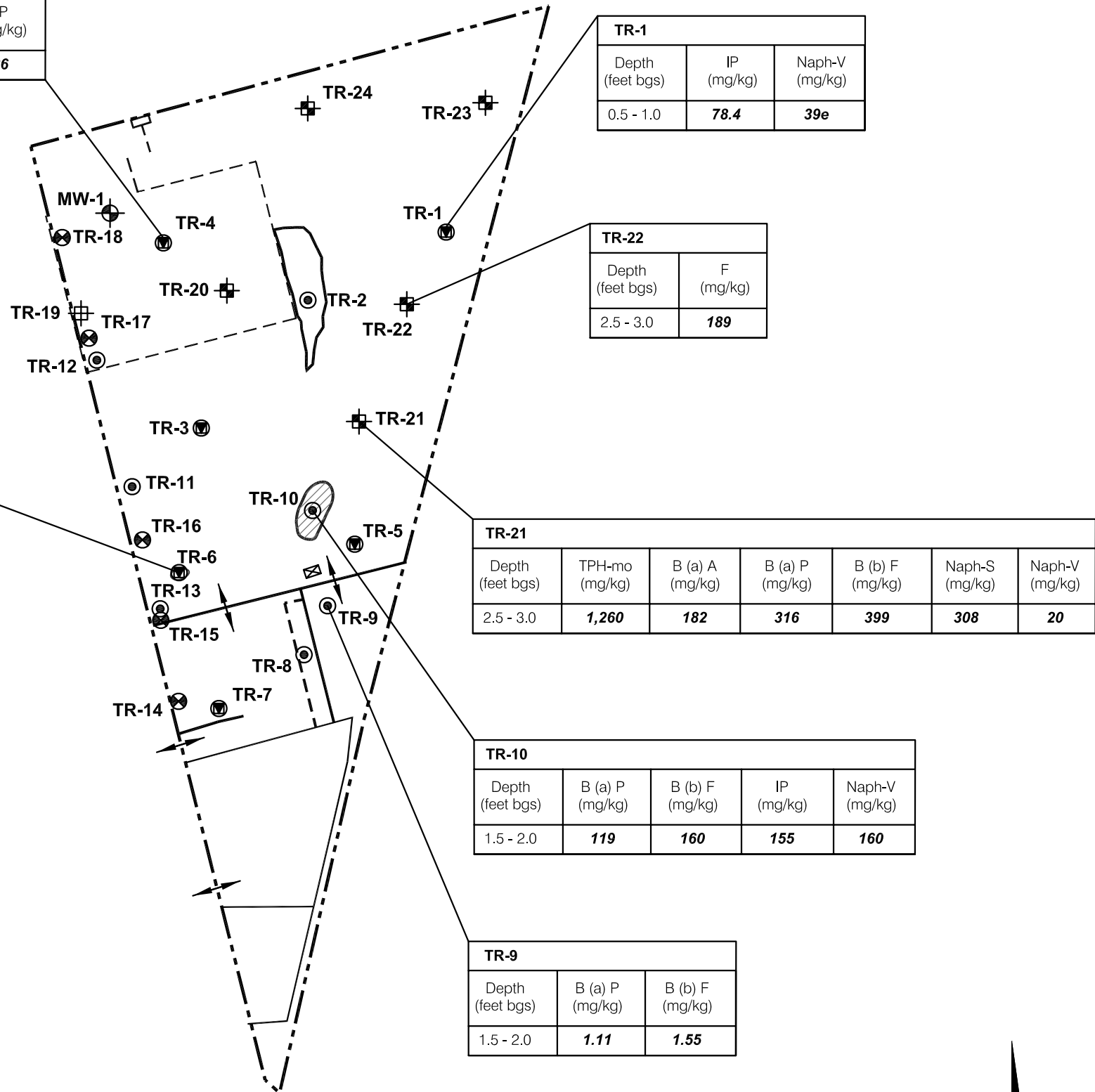
TR-9		
Depth (feet bgs)	B (a) P (mg/kg)	B (b) F (mg/kg)
1.5 - 2.0	1.11	1.55

EXPLANATION

- ⊗ Groundwater sampling locations by Treadwell & Rollo, Inc., March 2008
- ⊙ Soil sampling location by Treadwell & Rollo, Inc., January 2008
- ⊕ Soil and groundwater sampling location by Treadwell & Rollo, Inc., January 2008
- ⊞ Soil sampling location by Treadwell & Rollo, Inc., April 2008
- ⊠ Soil and groundwater sampling location by Treadwell & Rollo, Inc., April 2008
- - - Property boundary
- Previous sampling locations by Kleinfelder in 2006
- ⊠ Flammable storage
- ↔ Building access

- mg/kg - Milligrams per kilogram
- e,j - Estimated values
- Feet bgs - Feet below ground surface
- TPH-mo - Total Petroleum Hydrocarbons quantified as motor oil
- A-1260 - Arochlor 1260
- B(a)A - Benzo(a)anthracene
- B(a)P - Benzo(a)pyrene
- B(a)P - Benzo(b)pyrene
- B(b)F - Benzo(b)fluoranthene
- IP - Indeno(1,2,3-cd)pyrene
- F - Fluoranthene
- Naph-S - Naphthalene quantified as a semi volatile organic compound
- Naph-V - Naphtalene quantified as a volatile organic compound

Note:
The only concentrations shown are those that exceeded their respective environmental screening levels (ESLS) (RWQCB, 2008).



0 50 Feet
Approximate scale

ALDERS PROPERTY 5812 HOLLIS STREET Emeryville, California		
ORGANIC COMPOUNDS IN SOIL EXCEEDED ESLS		
Date 06/13/08	Project No. 4069.04	Figure 3
Treadwell & Rollo		

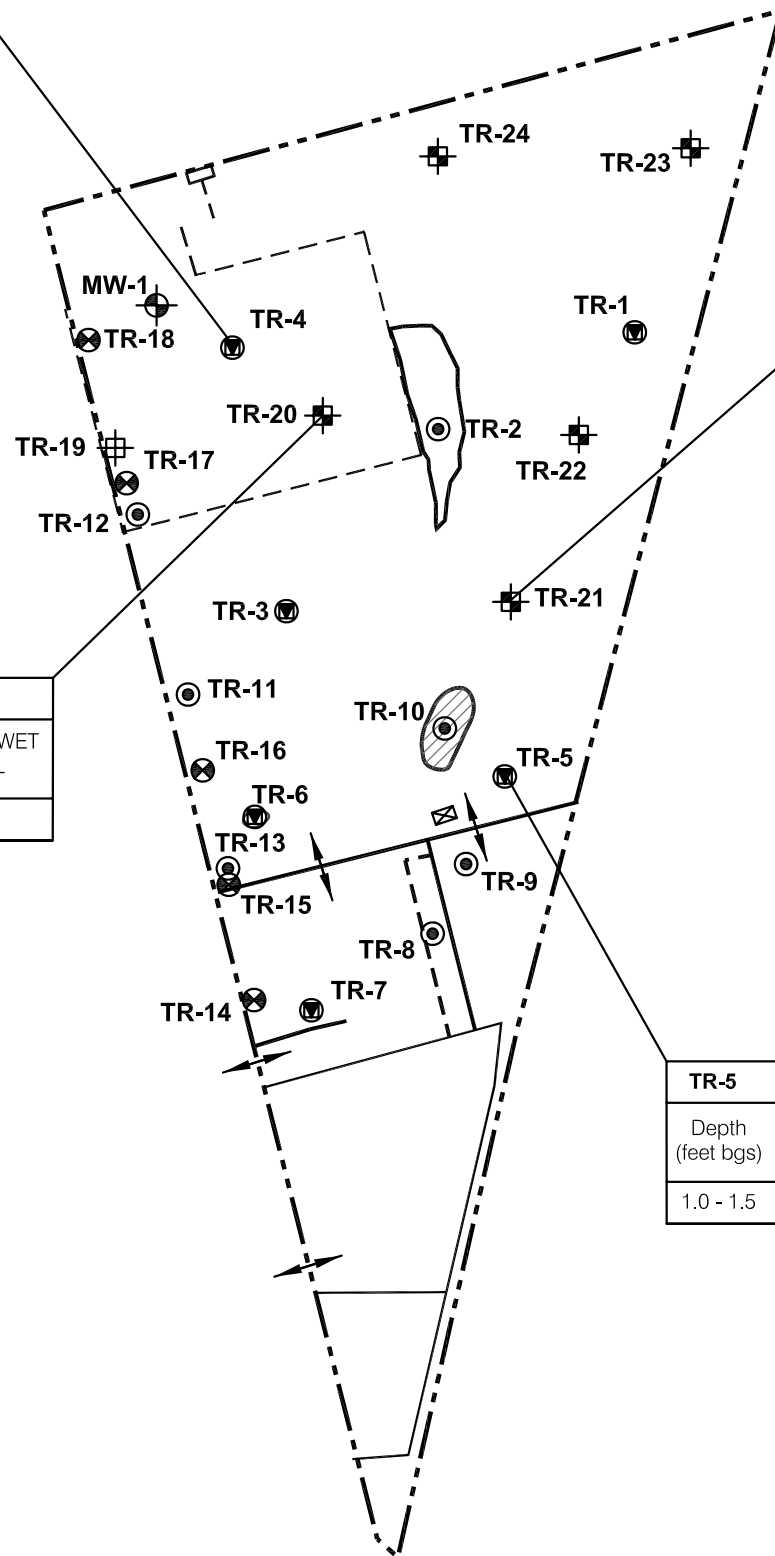
S:\Trgraphics-Oak\4000's\4069.04\OAK-SAMPLE-LOCATION-figure 3(11x17).dwg 6/23/08

TR-4		
Depth (feet bgs)	Total Lead (mg/kg)	Lead by WET (mg/L)
1.5 - 2.0	580	5.33

TR-20		
Depth (feet bgs)	Total Lead (mg/kg)	Lead by WET (mg/L)
2.5 - 3.0	710	81.5

TR-21		
Depth (feet bgs)	Total Lead (mg/kg)	Lead by WET (mg/L)
2.5 - 3.0	120	9.21

TR-5		
Depth (feet bgs)	Total Lead (mg/kg)	Lead by WET (mg/L)
1.0 - 1.5	120	3.68

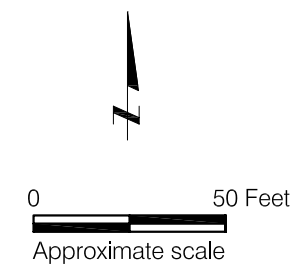


EXPLANATION

- ⊗ Groundwater sampling locations by Treadwell & Rollo, Inc., March 2008
- ⊙ Soil sampling location by Treadwell & Rollo, Inc., January 2008
- ⊕ Soil and groundwater sampling location by Treadwell & Rollo, Inc., January 2008
- ⊞ Soil sampling location by Treadwell & Rollo, Inc., April 2008
- ⊠ Soil and groundwater sampling location by Treadwell & Rollo, Inc., April 2008
- - - Property boundary
- Previous sampling locations by Kleinfelder in 2006
- ⊠ Flammable storage
- ↔ Building access

mg/kg - Milligrams per kilogram
 mg/L - Milligrams per liter
 Feet bgs - Feet below ground surface
 WET - Waste Extraction Test

Note:
 Not all lead concentrations are shown.
 The concentrations listed in italics are those that exceed their respective environmental screening levels (ESLS) (RWQCB, 2008) or Soluble threshold Limit Concentration (STLC).



ALDERS PROPERTY 5812 HOLLIS STREET Emeryville, California		
SOLUBLE LEAD IN SOIL		
Date 06/12/08	Project No. 4069.04	Figure 4
Treadwell & Rollo		

TABLES

**TABLE 1
ORGANIC COMPOUNDS IN SOIL**

5812 Hollis Street
Emeryville, California

Sample ID	Depth	Date Sampled	TPH-g	TPH-d	TPH-mo	PCBs	SVOCs	VOCs
	feet bgs		mg/kg	mg/kg	mg/kg	mg/kg	mg/kg	mg/kg
TR-1	0.5-1.0	1/22/2008	< 0.100	11.0x	114x	ND	Fluoranthene = 64.3 ; Indeno(1,2,3-cd)pyrene = 78.4 ; Pyrene = 79.4 ; Other SVOCs = ND	Naphthalene = 39e ; Other VOCs = ND
	5.0-5.5	1/22/2008	< 0.100	< 2.0	< 4.0	--	--	ND
TR-2	1.5-2.0	1/22/2008	< 0.100	< 2.0	< 4.0	ND	ND	ND
	5.0-5.5	1/22/2008	< 0.100	< 2.0	< 4.0	--	--	ND
TR-3	3.0-3.5	1/22/2008	< 0.100	< 2.0	< 4.0	ND	ND	ND
	5.0-5.5	1/22/2008	< 0.100	< 2.0	< 4.0	--	--	ND
TR-4	1.5-2.0	1/22/2008	< 0.100	34.2x	309x	Arochlor 1260 = 0.61j ; All other PCBs = ND	Benzo(g,h,i)perylene = 134 ; Fluoranthene = 183 ; Indeno(1,2,3-cd)pyrene = 186 ; Pyrene = 214 ; Others SVOCs = ND	ND
	5.0-5.5	1/22/2008	0.44x	57.4x	58.4x	--	ND	ND
TR-5	1.0-1.5	1/22/2008	0.108	70.0x	209x	ND	ND	ND
	5.0-5.5	1/22/2008	< 0.100	< 2.0	< 4.0	--	--	ND
TR-6	1.0-1.5	1/22/2008	< 0.100	< 2.0	75.2	ND	ND	Naphthalene = 52 ; Other VOCs = ND
	5.0-5.5	1/22/2008	< 0.100	< 2.0	< 4.0	--	--	ND
TR-7	1.0-1.5	1/22/2008	< 0.100	< 2.0	< 4.0	ND	ND	ND
	5.0-5.5	1/22/2008	< 0.100	< 2.0	< 4.0	--	ND	ND
TR-8	1.5-2.0	1/23/2008	< 0.100	< 2.0	< 4.0	ND	ND	ND
	5.0-5.5	1/23/2008	< 0.100	< 2.0	< 4.0	--	--	ND
TR-9	1.5-2.0	1/23/2008	< 0.100	< 2.0	< 4.0	ND	Benz(a)anthracene = 0.620 ; Benzopyrene = 1.11 ; Benzo(b)fluoranthene = 1.55 ; Benzo(k)fluoranthene = 0.455 ; Benzo(g,h,i)perylene = 0.619 ; Chrysene = 0.684 ; Fluoranthene = 2.56 ; Indeno(1,2,3-cd)pyrene = 0.512 ; Phenanthrene = 1.13 ; Pyrene = 2.93 ; Other SVOCs = ND	ND
	5.0-5.5	1/23/2008	< 0.100	< 2.0	< 4.0	--	--	All ND
TR-10	1.5-2.0	1/23/2008	< 0.100	20.4x	215x	ND	Benzo(a)pyrene = 119 ; Benzo(b)fluoranthene = 160 ; Fluoranthene = 281 ; Indeno(1,2,3-cd)pyrene = 155 ; Phenanthrene = 196 ; Pyrene = 354 ; Other SVOCs = ND	Naphthalene = 160 ; All others = ND

TABLE 1
ORGANIC COMPOUNDS IN SOIL

5812 Hollis Street
Emeryville, California



Sample ID	Depth	Date Sampled	TPH-g	TPH-d	TPH-mo	PCBs	SVOCs	VOCs
	feet bgs		mg/kg	mg/kg	mg/kg	mg/kg	mg/kg	mg/kg
	5.0-5.5	1/23/2008	< 0.100	< 2.0	< 4.0	--	ND	ND
	10.0-10.5	1/23/2008	--	--	--	--	--	--
TR-11	1.0-1.5	1/23/2008	--	--	--	--	--	--
TR-12	1.0-1.5	1/23/2008	--	--	--	--	--	--
TR-13	1.0-1.5	1/23/2008	--	--	--	--	--	--
TR-19	2.5-3.0	4/17/2008	< 0.100	< 2.0	22.0	ND	ND	ND
	5.0-5.5	4/17/2008	< 0.100	< 2.0	< 4.0	--	--	ND
TR-20	2.5-3.0	4/17/2008	< 0.100	50.7x	226x	ND	ND	Naphthalene = 0.071 ; All others = ND
	5.0-5.5	4/17/2008	< 0.100	< 2.0	< 4.0	--	--	ND
TR-21	2.5-3.0	4/17/2008	1.36x	899x	1260x	ND	Benz(a)anthracene = 182 ; Benzo(a)pyrene = 316 ; Benzo(b)fluoranthene = 399 ; Fluoranthene = 831 ; Naphthalene = 308 ; Phenanthrene = 663 ; Pyrene = 1,190 ; Other SVOCs = ND	Naphthalene = 20 ; All others = ND
	5.0-5.5	4/17/2008	< 0.100	< 2.0	4.15	--	--	ND
	10.0-10.5	4/17/2008	--	--	--	--	--	ND
TR-22	2.5-3.0	4/17/2008	< 0.100	248x	485x	ND	Fluoranthene = 189 ; Pyrene = 296 ; Other SVOCs = ND	Naphthalene = 0.076 ; All others = ND
	5.0-5.5	4/17/2008	< 0.100	< 2.0	< 4.0	--	--	ND
TR-23	2.5-3.0	4/17/2008	< 0.100	< 2.0	< 4.0	ND	ND	ND
	5.0-5.5	4/17/2008	< 0.100	< 2.0	< 4.0	--	--	ND
TR-24	2.5-3.0	4/17/2008	< 0.100	< 2.0	71.3	ND	ND	ND
	5.0-5.5	4/17/2008	< 0.100	< 2.0	< 4.0	--	--	ND
ESLs (Table K-2) - C.D.E. (mg/kg)			450	2,200	2,200	PCBs = 0.74	Benz(a)anthracene = 1.3; Benzo(a)pyrene = 0.13; Benzo(b)fluoranthene = 1.3; Benzo(k)fluoranthene = 1.3; Benzo(g,h,i)perylene = 3,300; Chrysene = 210; Fluoranthene = 22,000; Indeno(1,2,3-cd)pyrene = 2.1; Naphthalene = 2.8 Phenanthrene = 17,000; Pyrene = 33,000	Naphthalene = 2.8

TABLE 1
ORGANIC COMPOUNDS IN SOIL
 5812 Hollis Street
 Emeryville, California

Sample ID	Depth	Date Sampled	TPH-g	TPH-d	TPH-mo	PCBs	SVOCs	VOCs
	feet bgs		mg/kg	mg/kg	mg/kg	mg/kg	mg/kg	mg/kg
ESLs (Table K-3) - C/T D.E. (mg/kg)			21,000	21000	58,000	PCBs = 34	Benzo(a)anthracene = 15; Benzo(a)pyrene = 1.5; Benzo(b)fluoranthene = 15; Benzo(k)fluoranthene = 15; Benzo(g,h,i)perylene = 53,000; Chrysene = 2,400; Fluoranthene = 70,000; Indeno(1,2,3-cd)pyrene = 24; Naphthalene = 130 Phenanthrene = 11,000; Pylene = 21,000	Naphthalene = 130
Emeryville Cleanup Goals			400	400	1,000	NE	NE	NE

Notes:

All concentrations in milligrams per kilogram (mg/kg)

bgs = feet below ground surface

Detected concentrations are highlighted in **bold**.

x = Sample chromatogram does not resemble typical diesel or motor oil pattern.

e, j = estimated value

< = indicates not detected at the indicated laboratory detection limit

ND = Not detected. Refer to the laboratory analytical report for detection limits.

NE = Not Established

"-" = not analyzed

ESLs = Environmental Screening Levels (SF-RWQCB, 2008). NE = Not Established

ESLs (Table K-2) - C.D.E. = Direct exposure soil screening levels, commercial scenario. Carcinogens (RISK = 10⁻⁶), Non-carcinogens (HQ = 1.0)

ESLs (Table K-3) - C/T D.E. = Direct exposure soil screening levels, construction/trench worker scenario. Carcinogens (RISK = 10⁻⁶),

Non-carcinogens (HQ = 1.0)

Emeryville Cleanup Goals - Cleanup Goals for Constituents Approved at Sites in Emeryville. a = multifamily residential land-use

Italicized concentrations exceed the most conservative ESL or Emeryville Cleanup Goal

Total Petroleum Hydrocarbons (TPH) quantified as gasoline (TPH-g), diesel fuel (TPH-d), and motor oil (TPH-mo) analyzed by EPA Method 8015.

TPH-d and TPH-mo analyzed with silica gel cleanup.

Volatile Organic Compounds (VOCs) analyzed by EPA Method 8260B.

Polychlorinated Biphenyls (PCBs) analyzed by EPA 8082

Semi-volatile organic compounds (SVOCs) analyzed by EPA 8270C

TABLE 2
METALS IN SOIL
5812 Hollis Street
Emeryville, California

Sample ID	Depth	Date Sampled	Sb	As	Ba	Be	Cd	Cr	Co	Cu	Pb	Pb by WET	Mo	Ni	Se	Ag	Tl	Vn	Zn	Hg
	feet bgs		mg/kg	mg/kg	mg/kg	mg/kg	mg/kg	mg/kg	mg/kg	mg/kg	mg/kg	mg/L	mg/kg	mg/kg	mg/kg	mg/kg	mg/kg	mg/kg	mg/kg	mg/kg
TR-1	0.5-1.0	1/22/2008	< 5.0	3.2	200	< 2.0	< 1.0	16	6.6	40	36	--	< 5.0	25	< 5.0	< 1.0	< 5.0	24	95	< 0.16
	5.0-5.5	1/22/2008	--	5.0	160	--	< 1.0	25	--	--	5.8	--	--	--	< 5.0	< 1.0	--	--	--	--
TR-2	1.5-2.0	1/22/2008	< 5.0	4.5	160	< 2.0	< 1.0	20	16	14	6.7	--	< 5.0	17	< 5.0	< 1.0	< 5.0	31	24	< 0.10
	5.0-5.5	1/22/2008	--	2.6	74	--	< 1.0	27	--	--	4.8	--	--	--	< 5.0	< 1.0	--	--	--	< 0.10
TR-3	3.0-3.5	1/22/2008	< 5.0	2.8	140	< 2.0	< 1.0	15	5.0	18	4.4	--	< 5.0	21	< 5.0	< 1.0	< 5.0	25	31	< 0.10
	5.0-5.5	1/22/2008	--	3.2	160	--	< 1.0	23	--	--	4.8	--	--	--	< 5.0	< 1.0	--	--	--	< 0.10
TR-4	1.5-2.0	1/22/2008	14	8.6	240	< 2.0	3.0	17	9.5	150	580	5.33	< 5.0	97	< 5.0	< 1.0	< 5.0	68	1,700	0.92
	5.0-5.5	1/22/2008	--	6.6	140	--	< 1.0	19	--	--	6.4	--	--	--	< 5.0	< 1.0	--	--	--	< 0.12
TR-5	1.0-1.5	1/22/2008	< 5.0	13	160	< 2.0	1.4	13	9.4	41	120	3.68	< 5.0	21	< 5.0	< 1.0	< 5.0	25	270	< 0.10
	5.0-5.5	1/22/2008	--	2.8	310	--	< 1.0	34	--	--	7.8	--	--	--	< 5.0	< 1.0	--	--	--	< 0.10
TR-6	1.0-1.5	1/22/2008	< 5.0	3.3	150	< 2.0	< 1.0	19	< 5.0	16	5.2	--	< 5.0	12	< 5.0	< 1.0	< 5.0	22	19	< 0.10
	5.0-5.5	1/22/2008	--	4.6	180	--	< 1.0	22	--	--	7.4	--	--	--	< 5.0	< 1.0	--	--	--	< 0.10
TR-7	1.0-1.5	1/22/2008	< 5.0	4.4	120	< 2.0	< 1.0	20	< 5.0	13	4.7	--	< 5.0	11	< 5.0	< 1.0	< 5.0	24	20	< 0.10
	5.0-5.5	1/22/2008	--	3.8	180	--	< 1.0	25	--	--	6.0	--	--	--	< 5.0	< 1.0	--	--	--	< 0.10
TR-8	1.5-2.0	1/23/2008	< 5.0	2.2	200	< 2.0	< 1.0	17	8.0	13	6.4	--	< 5.0	12	< 5.0	< 1.0	< 5.0	21	18	< 0.10
	5.0-5.5	1/23/2008	--	3.4	160	--	< 1.0	26	--	--	7.4	--	--	--	< 5.0	< 1.0	--	--	--	< 0.10
TR-9	1.5-2.0	1/23/2008	< 5.0	5.0	180	< 2.0	< 1.0	17	9.4	13	14	--	< 5.0	15	< 5.0	< 1.0	< 5.0	32	55	< 0.10
	5.0-5.5	1/23/2008	--	3.8	69	--	< 1.0	27	--	--	5.8	--	--	--	< 5.0	< 1.0	--	--	--	< 0.10
TR-10	1.5-2.0	1/23/2008	< 5.0	3.6	160	< 2.0	< 1.0	16	8.7	23	44	--	< 5.0	17	< 5.0	< 1.0	< 5.0	21	100	< 0.10
	5.0-5.5	1/23/2008	--	--	--	--	--	--	--	--	--	--	--	--	--	--	--	--	--	--
	10.0-10.5	1/23/2008	--	6.3	340	--	< 1.0	24	--	--	5.6	--	--	--	< 5.0	< 1.0	--	--	--	< 0.10
TR-11	1.0-1.5	1/23/2008	< 5.0	2.0	190	< 2.0	< 1.0	9.1	6.1	35	11	--	< 5.0	8.8	< 5.0	< 1.0	< 5.0	21	66	0.32
TR-12	1.0-1.5	1/23/2008	< 5.0	5.1	470	< 2.0	< 1.0	21	30	12	12	--	< 5.0	29	< 5.0	< 1.0	< 5.0	38	52	< 0.10
TR-13	1.0-1.5	1/23/2008	< 5.0	6.8	310	< 2.0	< 1.0	18	5.8	13	7.2	--	< 5.0	11	< 5.0	< 1.0	< 5.0	25	17	< 0.10
TR-19	2.5-3.0	4/17/2008	< 5.0	2.2	130	< 2.0	< 1.0	22	< 5.0	11	13	--	< 5.0	19	< 5.0	< 1.0	< 5.0	26	38	< 0.10
	5.0-5.5	4/17/2008	--	< 1.7	81	--	< 1.0	23	--	--	3.8	--	--	--	< 5.0	< 1.0	--	--	--	< 0.10
TR-20	2.5-3.0	4/17/2008	15	4.5	240	< 2.0	1.6	20	9.0	72	710	81.5	< 5.0	36	< 5.0	1.2	< 5.0	27	650	0.52
	5.0-5.5	4/17/2008	--	5.3	82	--	< 1.0	32	--	--	5.2	--	--	--	< 5.0	< 1.0	--	--	--	< 0.10
	10.0-10.5	4/17/2008	--	8.9	120	--	< 1.0	23	--	--	5.7	--	--	--	< 5.0	< 1.0	--	--	--	0.10
TR-21	2.5-3.0	4/17/2008	< 5.0	2.6	140	< 2.0	< 1.0	17	< 5.0	31	120	9.21	< 5.0	29	< 5.0	< 1.0	< 5.0	22	820	0.14
	5.0-5.5	4/17/2008	--	4.3	97	--	< 1.0	25	--	--	3.9	--	--	--	< 5.0	< 1.0	--	--	--	< 0.10
	10.0-10.5	4/17/2008	--	12	160	--	< 1.0	18	--	--	6.8	--	--	--	< 5.0	< 1.0	--	--	--	< 0.10
TR-22	2.5-3.0	4/17/2008	< 5.0	3.5	240	< 2.0	< 1.0	29	15	20	15	--	< 5.0	42	< 5.0	< 1.0	< 5.0	37	69	0.11
	5.0-5.5	4/17/2008	--	5.4	180	--	< 1.0	34	--	--	5.2	--	--	--	< 5.0	< 1.0	--	--	--	< 0.10
	10.0-10.5	4/17/2008	--	9.8	140	--	< 1.0	31	--	--	7.0	--	--	--	< 5.0	< 1.0	--	--	--	0.17
TR-23	2.5-3.0	4/17/2008	< 5.0	7.4	150	< 2.0	< 1.0	27	8.7	16	6.5	--	< 5.0	37	< 5.0	< 1.0	< 5.0	33	40	< 0.10
	5.0-5.5	4/17/2008	--	< 1.7	160	--	< 1.0	26	--	--	3.3	--	--	--	< 5.0	< 1.0	--	--	--	< 0.10
TR-24	2.5-3.0	4/17/2008	< 5.0	2.4	260	< 2.0	< 1.0	26	7.1	15	5.2	--	< 5.0	23	< 5.0	< 1.0	< 5.0	30	36	< 0.10
	5.0-5.5	4/17/2008	--	5.1	130	--	< 1.0	19	--	--	3.3	--	--	--	< 5.0	< 1.0	--	--	--	0.11
ESLs (Table K-2) - C.D.E. (mg/kg)			410	1.6	170,000	1,900	7.4	1,500,000 ^a	1,900	410,000	750	--	5,100	17,000	5,100	5,100	82	1,000	310,000	88
ESLs (Table K-3) - C/T D.E. (mg/kg)			1,500	15	13,000	490	39	5,800,000 ^a	94	1,500,000	750	--	19,000	1,300	19,000	19,000	310	3,900	1,200,000	290
TTLC (mg/kg)			500	500	10,000	75	100	2,500	8,000	2,500	1,000	--	3,500	2,000	100	500	700	2,400	5,000	2
STLC (mg/L)			15	5	100	0.75	1	5	80	25	--	5	350	20	1	5	7	24	250	0.2
Regulatory Level (mg/L)			NE	5	100	NE	1	5	NE	NE	5	--	NE	NE	1	5	NE	NE	NE	0.2

Notes:

All concentrations in milligrams per kilogram (mg/kg) with the exception of Pb by WET which is listed in milligrams per liter (mg/L). Concentrations listed in *italics* indicate an exceedance of the most stringent criteria between the ESL or TTLC. STLC criteria used to screen samples analyzed by the Waste Extraction Test (WET)
 bgs = below ground surface
 < = indicates not detected at or above the indicated laboratory detection limit
 "--" = not analyzed
 NE = Not Established
 ESLs = Environmental Screening Levels (SF-RWQCB, 2008). NE = Not Established
 ESLs (Table K-2) - C.D.E. = Direct exposure soil screening levels, commercial scenario. Carcinogens (RISK = 10⁻⁶), Non-carcinogen (HQ = 1.0)
 ESLs (Table K-3) - C/T D.E. = Direct exposure soil screening levels, construction/trench worker scenario. Carcinogens (RISK = 10⁻⁶), Non-carcinogen (HQ = 1.0)
^a = Total chromium ESL not established. Chromium III ESL used as a surrogate.
 Total Threshold Limit Concentration (TTLC) listed in mg/kg. Soluble Threshold Limit Concentration (STLC) listed in milligrams per liter (mg/L).
 Pb by WET = Soluble lead concentrations analyzed by the Waste Extraction Test.
 Sb = Antimony, As = Arsenic, Ba = Barium, Be = Beryllium, Cd = Cadmium, Cr = Chromium, Co = Cobalt, Cu = Copper, Pb = Lead, Mo = Molybdenum, Ni = Nickel, Se = Selenium, Ag = Silver, Tl = Thallium, Vn = Vanadium, Zn = Zinc, Hg = Mercury

TABLE 3
ORGANICS IN GROUNDWATER
 5812 Hollis Street
 Emeryville, California

Sample ID	Date Sampled	Total Petroleum Hydrocarbons			Volatile Organic Compounds								SVOCs		
		TPH-g µg/L	TPH-d µg/L	TPH-mo µg/L	Benzene µg/L	Toluene µg/L	Total Xylenes µg/L	TCE µg/L	cis-1,2 DCE µg/L	Naphthalene µg/L	sec-But µg/L	Other VOCs µg/L	2-Met µg/L	Pent µg/L	Other SVOCs µg/L
TR-1-GW	1/23/2008	< 50	< 109	< 218	1.17	1.23	< 1.50	< 0.50	< 0.50	< 0.50	< 0.50	ND	< 13.0	22.6	ND
TR-3-GW	1/23/2008	< 50	< 105	< 210	< 0.50	2.29	< 1.50	< 0.50	< 0.50	< 0.50	< 0.50	ND	--	--	--
TR-4-GW	1/23/2008	< 50	< 103	< 206	< 0.50	1.61	< 1.50	< 0.50	< 0.50	< 0.50	< 0.50	ND	< 13.0	< 12.5	ND
TR-5-GW	1/23/2008	< 50	< 111	< 222	< 0.50	1.02	< 1.50	< 0.50	< 0.50	< 0.50	< 0.50	ND	--	--	--
TR-6-GW	1/23/2008	< 50	< 103	< 206	< 0.50	1.97	1.6	1.69	1.04	< 0.50	< 0.50	ND	--	--	--
TR-7-GW	1/24/2008	69.2	133x	< 212	< 0.50	2.11	< 1.50	< 0.50	< 0.50	< 0.50	0.52	ND	17.8	< 11.2	ND
TR-14	3/5/2008	--	--	--	< 5.5	< 5.5	< 5.5	< 16.5	< 5.5	< 5.5	< 5.5	ND	--	--	--
TR-15	3/5/2008	--	--	--	< 5.5	< 5.5	< 5.5	1.49	0.95	< 5.5	< 5.5	ND	--	--	--
TR-16	3/5/2008	--	--	--	< 0.5	< 0.5	< 1.5	< 0.5	< 0.5	< 0.5	< 0.5	ND	--	--	--
TR-17	3/5/2008	--	--	--	< 5.5	< 5.5	< 5.5	< 16.5	< 5.5	< 5.5	< 5.5	DIPE = 352	--	--	--
TR-17-Dup	3/17/2008	656y	--	--	< 5.5	< 5.5	< 16.5	--	--	--	--	DIPE = 292	--	--	--
TR-18	3/4/2008	--	--	--	< 0.74	3.07	2.35	< 0.74	< 0.74	< 0.74	< 0.74	ND	--	--	--
TR-19-GW	4/17/2008	--	--	--	< 0.69	< 0.69	< 2.07	< 0.69	< 0.69	< 0.69	< 0.69	ND	--	--	--
ESLs (Table B)		5,000	2,500	2,500	540	400	5,300	530	6,200	210	NE	DIPE = NE	100	5,900	--

Notes:

All concentrations in micrograms per liter (µg/L)

Detected concentrations are highlighted in **bold**. Concentrations listed in *italics* exceed their respective ESLs.

"<" = indicates not detected at or above the indicated laboratory detection limit

ND = Not detected. Refer to the laboratory analytical report for detection limits.

"x" = laboratory flag indicating that the sample chromatogram does not resemble the typical diesel fuel pattern.

"y" = laboratory flag indicating that the reported concentration is DIPE which was detected within the TPH-g range. Concentration not italicized because no ESL has been established for DIPE

"--" = not analyzed

NE = Not Established

DIPE = Diisopropyl ether (no ESL established)

ESLs = Environmental Screening Levels (SF-RWQCB, 2008).

ESLs (Table B) = Criteria assumes that groundwater is not a current or potential source of drinking water.

NE = Not Established

Total Petroleum Hydrocarbons (TPH) quantified as gasoline (TPH-g), diesel fuel (TPH-d), and motor oil (TPH-mo) analyzed by EPA Method 8015. TPH-d and TPH-mo analyzed with silica gel cleanup.

Volatile Organic Compounds (VOCs) analyzed by EPA Method 8260B. TCE = Trichloroethylene, cis-1,2-DCE = cis-1,2 Dichloroethylene, sec-But = sec-Butylbenzene, DIPE = Diisopropyl ether

Semi-Volatile Organic Compounds (SVOCs) analyzed by EPA Method 8270C. 2-Methylnaphthalene (2-Met), Pentachlorophenol (Pent)

TABLE 4
METALS IN GROUNDWATER
5812 Hollis Street
Emeryville, California

Sample ID	Date Sampled	Sb	As	Ba	Be	Cd	Cr	Co	Cu	Pb	Mo	Ni	Se	Ag	Tl	Vn	Zn	Hg
		mg/L	mg/L	mg/L	mg/L	mg/L	mg/L	mg/L	mg/L	mg/L	mg/L	mg/L	mg/L	mg/L	mg/L	mg/L	mg/L	mg/L
TR-1-GW	1/23/2008	< 0.010	< 0.0050	0.076	< 0.0050	< 0.0050	< 0.0050	0.014	< 0.0050	< 0.015	0.024	0.034	0.010	< 0.0050	< 0.0050	0.026	< 0.0050	< 0.00020
TR-3-GW	1/23/2008	< 0.010	0.0075	1.7	< 0.0050	< 0.0050	< 0.0050	0.025	0.037	< 0.015	< 0.010	0.010	0.018	< 0.0050	< 0.0050	0.032	0.034	< 0.00020
TR-4-GW	1/23/2008	< 0.010	< 0.0050	0.31	< 0.0050	< 0.0050	< 0.0050	0.019	< 0.0050	< 0.015	< 0.010	0.049	< 0.010	< 0.0050	< 0.0050	0.029	< 0.0050	< 0.00020
TR-5-GW	1/23/2008	< 0.010	< 0.0050	0.23	< 0.0050	< 0.0050	< 0.0050	0.0086	< 0.0050	< 0.015	< 0.010	0.015	< 0.010	< 0.0050	< 0.0050	0.016	< 0.0050	< 0.00020
TR-6-GW	1/23/2008	< 0.010	< 0.0050	0.058	< 0.0050	< 0.0050	< 0.0050	0.011	< 0.0050	< 0.015	< 0.010	0.020	< 0.010	< 0.0050	< 0.0050	0.020	< 0.0050	< 0.00020
TR-7-GW	1/24/2008	0.021	0.0064	0.29	< 0.0050	< 0.0050	< 0.0050	< 0.0050	< 0.0050	< 0.015	0.015	0.045	< 0.010	< 0.0050	< 0.0050	0.026	0.0054	< 0.00020
ESLs (Table B)		50	50	50	50	50	50 ^a	50	50	50	50	50	50	50	50	50	50	50

Notes:

All concentrations in milligrams per liter (mg/L)

Detected concentrations are highlighted in **bold**.

Concentrations listed in *italics* exceed their respective ESL.

< = not detected at or above the indicated laboratory detection limit

ESLs = Environmental Screening Levels (SF-RWQCB, 2008)

ESLs (Table B) = Criteria assumes that groundwater is not a current or potential source of drinking water.

^a = Total chromium ESL not established. Chromium III ESL used as a surrogate.

Sb = Antimony, As = Arsenic, Ba = Barium, Be = Beryllium, Cd = Cadmium, Cr = Chromium, Co = Cobalt, Cu = Copper, Pb = Lead, Mo = Molybdenum, Ni = Nickel, Se = Selenium, Ag = Silver, Tl = Thallium, Vn = Vanadium, Zn = Zinc, Hg = Mercury

**ATTACHMENT A
BORING LOGS**

PROJECT:

ALDERS PROPERTY
5812 HOLLIS STREET
 Emeryville, California

Log of Boring TR-19

Boring location: See Site Plan, Figure 2

Logged by: E. Morita
 Drilled By: RSI Drilling

Date started: 4/17/08

Date finished: 4/17/08

Drilling method: Direct Push

Hammer weight/drop: --

Hammer type: --

Sampler: Continuous Core

DEPTH (feet)	SAMPLES				OVM (ppm)	LITHOLOGY	MATERIAL DESCRIPTION
	Sample Number	Sample	Blow Count	Recovery (inches)			
1							Surface Conditions: 3 inches of asphalt No recovery
2							
3	TR-19-2.5	●			0	CL	CLAY with some SAND (CL) olive-green to black, dry, subangular, slightly plastic to plastic, poorly graded, no odor, 5 percent medium sand, 95 percent fines some black staining
4							
5	TR-19-5.0	●			0	CL	CLAY (CL) light brown, medium stiff, moist, subangular, plastic, poorly graded, no odor, 5 to 10 percent fine to coarse sand, 90 to 95 percent fines
6							
7							
8							
9							
10	TR-19-10.0	●			0	CL	CLAY (CL) light brown, stiff, plastic, moderately graded, no odor, 5 percent fine sand, 95 percent fines
11							
12							
13							
14							
15							
16							
17							
18							
19							
20							
21							
22							
23							
24							
25							
26							
27							
28							
29							
30							

TEST ENVIRONMENTAL 406904-TR-19_TR-24.GPJ TR.GDT 6/23/08

Boring terminated at 20 feet below ground surface.
 Boring backfilled with cement grout.
 Groundwater was not encountered at time of drilling. Slow recharge allowed collection of grab groundwater sample in temporary well.

Treadwell&Rollo	
Project No.: 4069.04	Figure: A-1

PROJECT:

ALDERS PROPERTY
5812 HOLLIS STREET
 Emeryville, California

Log of Boring TR-20

PAGE 1 OF 1

Boring location: See Site Plan, Figure 2

Logged by: E. Morita
 Drilled By: RSI Drilling

Date started: 4/17/08

Date finished: 4/17/08

Drilling method: Direct Push

Hammer weight/drop: --

Hammer type: --

Sampler: Continuous Core

DEPTH (feet)	SAMPLES				OVM (ppm)	LITHOLOGY	MATERIAL DESCRIPTION
	Sample Number	Sample	Blow Count	Recovery (inches)			
1							Surface Conditions: 3 inches of asphalt No recovery
2							
3	TR-20-2.5	●			0	CL	CLAY (CL) black, soft, moist, subangular, very plastic, poorly graded, no odor, 5 percent fine sand, 95 percent fines
4							
5	TR-20-5.0	●			0		SILT to CLAY (ML-CL) brown, stiff, moist, plastic, poorly graded, no odor, 5 percent medium sand, 95 percent fines
6							
7							
8						ML-CL	
9							
10	TR-20-10.0	●			0		
11							
12							
13							
14							
15							
16							
17							
18							
19							
20							
21							
22							
23							
24							
25							
26							
27							
28							
29							
30							

TEST ENVIRONMENTAL 406904-TR-19_TR-24.GPJ TR.GDT 6/23/08

Boring terminated at 12 feet below ground surface.
 Boring backfilled with cement grout.
 Groundwater was not encountered at time of drilling. Slow recharge allowed collection of grab groundwater sample in temporary well.

Treadwell&Rollo	
Project No.: 4069.04	Figure: A-2

PROJECT:

ALDERS PROPERTY
5812 HOLLIS STREET
 Emeryville, California

Log of Boring TR-21

PAGE 1 OF 1

Boring location: See Site Plan, Figure 2

Logged by: E. Morita
 Drilled By: RSI Drilling

Date started: 4/17/08

Date finished: 4/17/08

Drilling method: Direct Push

Hammer weight/drop: --

Hammer type: --

Sampler: Continuous Core

DEPTH (feet)	SAMPLES				OVM (ppm)	LITHOLOGY	MATERIAL DESCRIPTION
	Sample Number	Sample	Blow Count	Recovery (inches)			
1		•					Surface Conditions: 3 inches of asphalt No recovery
2		•					
3	TR-21-2.5	•			0	CL	CLAY (CL) black, stiff, moist, subangular, plastic, poorly graded, weak to moderate odor, 5 percent gravel, 5 percent fine to coarse sand, 90 percent fines Black fragments, possible fill material. Weak to moderate solvent odor
4		•					
5	TR-21-5.0	•			0		SILT to CLAY (ML-CL) brown, stiff, moist, plastic, poorly graded, no odor, 5 percent medium sand, 95 percent fines
6		•					
7		•					
8		•				ML-CL	
9		•					
10	TR-21-10.0	•			0		
11		•					
12		•					
13							
14							
15							
16							
17							
18							
19							
20							
21							
22							
23							
24							
25							
26							
27							
28							
29							
30							

Boring terminated at 12 feet below ground surface.
 Boring backfilled with cement grout.
 Groundwater was not encountered at time of drilling. Slow recharge allowed collection of grab groundwater sample in temporary well.

Treadwell&Rollo

Project No.: 4069.04

Figure: A-3

TEST ENVIRONMENTAL 406904-TR-19_TR-24.GPJ TR.GDT 6/23/08

PROJECT:

ALDERS PROPERTY
5812 HOLLIS STREET
 Emeryville, California

Log of Boring TR-22

PAGE 1 OF 1

Boring location: See Site Plan, Figure 2

Logged by: E. Morita
 Drilled By: RSI Drilling

Date started: 4/17/08

Date finished: 4/17/08

Drilling method: Direct Push

Hammer weight/drop: --

Hammer type: --

Sampler: Continuous Core

DEPTH (feet)	SAMPLES				OVM (ppm)	LITHOLOGY	MATERIAL DESCRIPTION
	Sample Number	Sample	Blow Count	Recovery (inches)			
1		•					Surface Conditions: 3 inches asphalt
2							No recovery
3	TR-22-2.5	•			0		SILT to CLAY (ML-CL) brown, stiff, moist, subangular, plastic, poorly graded, no odor, 5 percent fine to medium sand, 95 percent fines
4							
5	TR-22-5.0	•			0		
6						ML-CL	
7							
8							
9							
10	TR-22-10.5	•			0		
11							
12							
13							
14							
15							
16							
17							
18							
19							
20							
21							
22							
23							
24							
25							
26							
27							
28							
29							
30							

Boring terminated at 12 feet below ground surface.
 Boring backfilled with cement grout.
 Groundwater was not encountered at time of drilling. Slow recharge allowed collection of grab groundwater sample in temporary well.

Treadwell & Rollo

Project No.: 4069.04

Figure: A-4

TEST ENVIRONMENTAL_406904-TR-19_TR-24.GPJ TR.GDT 6/23/08

PROJECT:

ALDERS PROPERTY
5812 HOLLIS STREET
 Emeryville, California

Log of Boring TR-23

PAGE 1 OF 1

Boring location: See Site Plan, Figure 2

Logged by: E. Morita
 Drilled By: RSI Drilling

Date started: 4/17/08

Date finished: 4/17/08

Drilling method: Direct Push

Hammer weight/drop: --

Hammer type: --

Sampler: Continuous Core

DEPTH (feet)	SAMPLES				OVM (ppm)	LITHOLOGY	MATERIAL DESCRIPTION
	Sample Number	Sample	Blow Count	Recovery (inches)			
1							Surface Conditions: 3 inches asphalt No recovery
2							
3	TR-22-2.5	•			0		SILTY to CLAY (ML-CL) light brown, stiff, moist, subangular, plastic, poorly graded, no odor, 5 percent fines, 95 percent fines
4							
5	TR-22-5.0	•			0		
6							
7						ML-CL	
8							
9							
10	TR-22-10.0	•			0		
11							
12							
13							
14							
15							
16							
17							
18							
19							
20							
21							
22							
23							
24							
25							
26							
27							
28							
29							
30							

TEST ENVIRONMENTAL 406904-TR-19_TR-24.GPJ TR.GDT 6/23/08

Boring terminated at 12 feet below ground surface.
 Boring backfilled with cement grout.
 Groundwater was not encountered at time of drilling. Slow recharge allowed collection of grab groundwater sample in temporary well.

Treadwell & Rollo	
Project No.: 4069.04	Figure: A-5

PROJECT:

ALDERS PROPERTY
5812 HOLLIS STREET
 Emeryville, California

Log of Boring TR-24

PAGE 1 OF 1

Boring location: See Site Plan, Figure 2

Logged by: E. Morita
 Drilled By: RSI Drilling

Date started: 4/17/08

Date finished: 4/17/08

Drilling method: Direct Push

Hammer weight/drop: --

Hammer type: --

Sampler: Continuous Core

DEPTH (feet)	SAMPLES				OVM (ppm)	LITHOLOGY	MATERIAL DESCRIPTION
	Sample Number	Sample	Blow Count	Recovery (inches)			
1		•					Surface Conditions: 3 inches asphalt
2						CL	No recovery CLAY (CL) dark brown, stiff, moist, subangular, plastic, poorly graded, no odor, 10 percent medium sand, 90 percent fines
3	TR-24-2.5	•			0		
4							SILT (ML) light brown, stiff, moist, subangular, plastic, poorly graded, no odor, 10 percent fine to medium sand, 90 percent fines
5	TR-24-5.0	•			0		
6						ML	
7							
8							
9							
10	TR-24-10.0	•			0		
11							
12							
13							
14							
15							
16							
17							
18							
19							
20							
21							
22							
23							
24							
25							
26							
27							
28							
29							
30							

Boring terminated at 12 feet below ground surface.
 Boring backfilled with cement grout.
 Groundwater was not encountered at time of drilling. Slow recharge allowed collection of grab groundwater sample in temporary well.

Treadwell&Rollo

Project No.: 4069.04

Figure: A-6

TEST ENVIRONMENTAL 406904-TR-19_TR-24.GPJ TR.GDT 6/23/08

UNIFIED SOIL CLASSIFICATION SYSTEM

Major Divisions	Symbols	Typical Names
Coarse-Grained Soils (more than half of soil > no. 200 sieve size)	Gravels (More than half of coarse fraction > no. 4 sieve size)	GW Well-graded gravels or gravel-sand mixtures, little or no fines
		GP Poorly-graded gravels or gravel-sand mixtures, little or no fines
		GM Silty gravels, gravel-sand-silt mixtures
		GC Clayey gravels, gravel-sand-clay mixtures
	Sands (More than half of coarse fraction < no. 4 sieve size)	SW Well-graded sands or gravelly sands, little or no fines
		SP Poorly-graded sands or gravelly sands, little or no fines
		SM Silty sands, sand-silt mixtures
		SC Clayey sands, sand-clay mixtures
Fine -Grained Soils (more than half of soil < no. 200 sieve size)	Silts and Clays LL = < 50	ML Inorganic silts and clayey silts of low plasticity, sandy silts, gravelly silts
		CL Inorganic clays of low to medium plasticity, gravelly clays, sandy clays, lean clays
		OL Organic silts and organic silt-clays of low plasticity
	Silts and Clays LL = > 50	MH Inorganic silts of high plasticity
		CH Inorganic clays of high plasticity, fat clays
		OH Organic silts and clays of high plasticity
Highly Organic Soils	PT Peat and other highly organic soils	

SAMPLE DESIGNATIONS/SYMBOLS

GRAIN SIZE CHART		
Classification	Range of Grain Sizes	
	U.S. Standard Sieve Size	Grain Size in Millimeters
Boulders	Above 12"	Above 305
Cobbles	12" to 3"	305 to 76.2
Gravel coarse fine	3" to No. 4	76.2 to 4.76
	3" to 3/4" 3/4" to No. 4	76.2 to 19.1 19.1 to 4.76
Sand coarse medium fine	No. 4 to No. 200	4.76 to 0.075
	No. 4 to No. 10	4.76 to 2.00
	No. 10 to No. 40 No. 40 to No. 200	2.00 to 0.420 0.420 to 0.075
Silt and Clay	Below No. 200	Below 0.075

- Sample taken with Sprague & Henwood split-barrel sampler with a 3.0-inch outside diameter and a 2.43-inch inside diameter. Darkened area indicates soil recovered
- Classification sample taken with Standard Penetration Test sampler
- Undisturbed sample taken with thin-walled tube
- Disturbed sample
- Sampling attempted with no recovery
- Core sample
- Analytical laboratory sample
- Sample taken with Direct Push sampler
- Sonic

Unstabilized groundwater level

Stabilized groundwater level

SAMPLER TYPE

- | | |
|--|---|
| <p>C Core barrel</p> <p>CA California split-barrel sampler with 2.5-inch outside diameter and a 1.93-inch inside diameter</p> <p>D&M Dames & Moore piston sampler using 2.5-inch outside diameter, thin-walled tube</p> <p>O Osterberg piston sampler using 3.0-inch outside diameter, thin-walled Shelby tube</p> | <p>PT Pitcher tube sampler using 3.0-inch outside diameter, thin-walled Shelby tube</p> <p>S&H Sprague & Henwood split-barrel sampler with a 3.0-inch outside diameter and a 2.43-inch inside diameter</p> <p>SPT Standard Penetration Test (SPT) split-barrel sampler with a 2.0-inch outside diameter and a 1.5-inch inside diameter</p> <p>ST Shelby Tube (3.0-inch outside diameter, thin-walled tube) advanced with hydraulic pressure</p> |
|--|---|

ALDER PROPERTY
5812 HOLLIS STREET
 Emeryville, California

CLASSIFICATION CHART

Treadwell & Rollo

Date 06/20/08	Project No. 4069.04	Figure A-7
---------------	---------------------	------------

**ATTACHMENT B
LABORATORY ANALYTICAL REPORTS**



April 29, 2008

Eric Morita
Treadwell & Rollo(Oakland)
501 14th Street 3rd Floor
Oakland, CA 94612

TEL: (510) 874-4500
FAX (510) 874-4507

RE: 4069.04

Order No.: 0804131

Dear Eric Morita:


Torrent Laboratory, Inc. received 19 samples on 4/18/2008 for the analyses presented in the following report.

All data for associated QC met EPA or laboratory specification(s) except where noted in the case narrative.

Reported data is applicable for only the samples received as part of the order number referenced above.

Torrent Laboratory, Inc, is certified by the State of California, ELAP #1991. If you have any questions regarding these tests results, please feel free to contact the Project Management Team at (408)263-5258;ext: 204.

Sincerely,


Laboratory Director

04/29/08
Date

Patti Sandrock
QA Officer



TORRENT LABORATORY, INC.

483 Sinclair Frontage Road • Milpitas, CA • Phone: (408) 263-5258 • Fax: (408) 263-8293

Visit us at www.torrentlab.com email: analysis@torrentlab.com

Report prepared for: Eric Morita
Treadwell & Rollo(Oakland)

Date Received: 4/18/2008
Date Reported:

Client Sample ID: TR-19-2.5
Sample Location: Alders Property
Sample Matrix: SOIL
Date/Time Sampled 4/17/2008 8:45:00 AM

Lab Sample ID: 0804131-001
Date Prepared: 4/21/2008

Parameters	Analysis Method	Date Analyzed	RL	Dilution Factor	MRL	Result	Units	Analytical Batch
Antimony	SW6010B	4/22/2008	5	1	5.0	ND	mg/Kg	4309
Arsenic	SW6010B	4/22/2008	1.7	1	1.7	2.2	mg/Kg	4309
Barium	SW6010B	4/22/2008	5	1	5.0	130	mg/Kg	4309
Beryllium	SW6010B	4/22/2008	2	1	2.0	ND	mg/Kg	4309
Cadmium	SW6010B	4/22/2008	1	1	1.0	ND	mg/Kg	4309
Chromium	SW6010B	4/22/2008	5	1	5.0	22	mg/Kg	4309
Cobalt	SW6010B	4/22/2008	5	1	5.0	ND	mg/Kg	4309
Copper	SW6010B	4/22/2008	5	1	5.0	11	mg/Kg	4309
Lead	SW6010B	4/22/2008	1	1	1.0	13	mg/Kg	4309
Molybdenum	SW6010B	4/22/2008	5	1	5.0	ND	mg/Kg	4309
Nickel	SW6010B	4/22/2008	5	1	5.0	19	mg/Kg	4309
Selenium	SW6010B	4/22/2008	5	1	5.0	ND	mg/Kg	4309
Silver	SW6010B	4/22/2008	1	1	1.0	ND	mg/Kg	4309
Thallium	SW6010B	4/22/2008	5	1	5.0	ND	mg/Kg	4309
Vanadium	SW6010B	4/22/2008	5	1	5.0	26	mg/Kg	4309
Zinc	SW6010B	4/22/2008	5	1	5.0	38	mg/Kg	4309
Mercury	SW7471A	4/22/2008	0.1	1	0.10	ND	mg/Kg	4305
TPH (Diesel-SG)	SW8015B	4/24/2008	2	1	2.00	ND	mg/Kg	R16042
TPH (Motor Oil-SG)	SW8015B	4/24/2008	4	1	4.00	22.0	mg/Kg	R16042
Surr: Pentacosane	SW8015B	4/24/2008	0	1	28-125	91.0	%REC	R16042
TPH (Gasoline)	SW8015B	4/28/2008	0.1	1	0.100	ND	mg/Kg	R16133
Surr: Trifluorotoluene	SW8015B	4/28/2008	0	1	65-135	65.0	%REC	R16133

Report prepared for: Eric Morita
Treadwell & Rollo(Oakland)

Date Received: 4/18/2008

Date Reported:

Client Sample ID: TR-19-2.5
Sample Location: Alders Property
Sample Matrix: SOIL
Date/Time Sampled 4/17/2008 8:45:00 AM

Lab Sample ID: 0804131-001

Date Prepared: 4/21/2008

Parameters	Analysis Method	Date Analyzed	RL	Dilution Factor	MRL	Result	Units	Analytical Batch
Aroclor 1016	SW8082	4/23/2008	0.1	1	0.100	ND	mg/Kg	R16049
Aroclor 1221	SW8082	4/23/2008	0.2	1	0.200	ND	mg/Kg	R16049
Aroclor 1232	SW8082	4/23/2008	0.1	1	0.100	ND	mg/Kg	R16049
Aroclor 1242	SW8082	4/23/2008	0.1	1	0.100	ND	mg/Kg	R16049
Aroclor 1248	SW8082	4/23/2008	0.1	1	0.100	ND	mg/Kg	R16049
Aroclor 1254	SW8082	4/23/2008	0.1	1	0.100	ND	mg/Kg	R16049
Aroclor 1260	SW8082	4/23/2008	0.1	1	0.100	ND	mg/Kg	R16049
Surr: Decachlorobiphenyl	SW8082	4/23/2008	0	1	63.7-126	90.0	%REC	R16049
Surr: Tetrachloro-m-xylene	SW8082	4/23/2008	0	1	51.7-128	92.8	%REC	R16049

Client Sample ID: TR-19-2.5
Sample Location: Alders Property
Sample Matrix: SOIL
Date/Time Sampled 4/17/2008 8:45:00 AM

Lab Sample ID: 0804131-001
Date Prepared: 4/21/2008

Parameters	Analysis Method	Date Analyzed	RL	Dilution Factor	MRL	Result	Units	Analytical Batch
1,1,1,2-Tetrachloroethane	SW8260B	4/23/2008	10	1	10	ND	µg/Kg	R16089
1,1,1-Trichloroethane	SW8260B	4/23/2008	10	1	10	ND	µg/Kg	R16089
1,1,2,2-Tetrachloroethane	SW8260B	4/23/2008	10	1	10	ND	µg/Kg	R16089
1,1,2-Trichloroethane	SW8260B	4/23/2008	10	1	10	ND	µg/Kg	R16089
1,1-Dichloroethane	SW8260B	4/23/2008	10	1	10	ND	µg/Kg	R16089
1,1-Dichloroethene	SW8260B	4/23/2008	10	1	10	ND	µg/Kg	R16089
1,1-Dichloropropene	SW8260B	4/23/2008	10	1	10	ND	µg/Kg	R16089
1,2,3-Trichlorobenzene	SW8260B	4/23/2008	10	1	10	ND	µg/Kg	R16089
1,2,3-Trichloropropane	SW8260B	4/23/2008	10	1	10	ND	µg/Kg	R16089
1,2,4-Trichlorobenzene	SW8260B	4/23/2008	10	1	10	ND	µg/Kg	R16089
1,2,4-Trimethylbenzene	SW8260B	4/23/2008	10	1	10	ND	µg/Kg	R16089
1,2-Dibromo-3-chloropropane	SW8260B	4/23/2008	10	1	10	ND	µg/Kg	R16089
1,2-Dibromoethane (EDB)	SW8260B	4/23/2008	10	1	10	ND	µg/Kg	R16089
1,2-Dichlorobenzene	SW8260B	4/23/2008	10	1	10	ND	µg/Kg	R16089
1,2-Dichloroethane (EDC)	SW8260B	4/23/2008	10	1	10	ND	µg/Kg	R16089
1,2-Dichloropropane	SW8260B	4/23/2008	10	1	10	ND	µg/Kg	R16089
1,3,5-Trimethylbenzene	SW8260B	4/23/2008	10	1	10	ND	µg/Kg	R16089
1,3-Dichlorobenzene	SW8260B	4/23/2008	10	1	10	ND	µg/Kg	R16089
1,4-Dichlorobenzene	SW8260B	4/23/2008	10	1	10	ND	µg/Kg	R16089
2,2-Dichloropropane	SW8260B	4/23/2008	10	1	10	ND	µg/Kg	R16089
2-Chloroethyl vinyl ether	SW8260B	4/23/2008	10	1	10	ND	µg/Kg	R16089
2-Chlorotoluene	SW8260B	4/23/2008	10	1	10	ND	µg/Kg	R16089
4-Chlorotoluene	SW8260B	4/23/2008	10	1	10	ND	µg/Kg	R16089
4-Isopropyltoluene	SW8260B	4/23/2008	10	1	10	ND	µg/Kg	R16089
Benzene	SW8260B	4/23/2008	10	1	10	ND	µg/Kg	R16089
Bromobenzene	SW8260B	4/23/2008	10	1	10	ND	µg/Kg	R16089
Bromochloromethane	SW8260B	4/23/2008	10	1	10	ND	µg/Kg	R16089
Bromodichloromethane	SW8260B	4/23/2008	10	1	10	ND	µg/Kg	R16089
Bromoform	SW8260B	4/23/2008	10	1	10	ND	µg/Kg	R16089
Bromomethane	SW8260B	4/23/2008	10	1	10	ND	µg/Kg	R16089
Carbon tetrachloride	SW8260B	4/23/2008	10	1	10	ND	µg/Kg	R16089
Chlorobenzene	SW8260B	4/23/2008	10	1	10	ND	µg/Kg	R16089
Chloroform	SW8260B	4/23/2008	10	1	10	ND	µg/Kg	R16089
Chloromethane	SW8260B	4/23/2008	10	1	10	ND	µg/Kg	R16089
cis-1,2-Dichloroethene	SW8260B	4/23/2008	10	1	10	ND	µg/Kg	R16089
cis-1,3-Dichloropropene	SW8260B	4/23/2008	10	1	10	ND	µg/Kg	R16089
Dibromochloromethane	SW8260B	4/23/2008	10	1	10	ND	µg/Kg	R16089
Dibromomethane	SW8260B	4/23/2008	10	1	10	ND	µg/Kg	R16089
Dichlorodifluoromethane	SW8260B	4/23/2008	10	1	10	ND	µg/Kg	R16089
Ethyl tert-butyl ether (ETBE)	SW8260B	4/23/2008	10	1	10	ND	µg/Kg	R16089
Ethylbenzene	SW8260B	4/23/2008	10	1	10	ND	µg/Kg	R16089
Freon-113	SW8260B	4/23/2008	10	1	10	ND	µg/Kg	R16089
Hexachlorobutadiene	SW8260B	4/23/2008	10	1	10	ND	µg/Kg	R16089

Report prepared for: Eric Morita
Treadwell & Rollo(Oakland)

Date Received: 4/18/2008

Date Reported:

Client Sample ID: TR-19-2.5
Sample Location: Alders Property
Sample Matrix: SOIL
Date/Time Sampled 4/17/2008 8:45:00 AM

Lab Sample ID: 0804131-001

Date Prepared: 4/21/2008

Parameters	Analysis Method	Date Analyzed	RL	Dilution Factor	MRL	Result	Units	Analytical Batch
Isopropyl Ether	SW8260B	4/23/2008	10	1	10	ND	µg/Kg	R16089
Isopropylbenzene	SW8260B	4/23/2008	10	1	10	ND	µg/Kg	R16089
Methyl tert-butyl ether (MTBE)	SW8260B	4/23/2008	10	1	10	ND	µg/Kg	R16089
Methylene chloride	SW8260B	4/23/2008	50	1	50	ND	µg/Kg	R16089
Naphthalene	SW8260B	4/23/2008	20	1	20	ND	µg/Kg	R16089
n-Butylbenzene	SW8260B	4/23/2008	10	1	10	ND	µg/Kg	R16089
n-Propylbenzene	SW8260B	4/23/2008	10	1	10	ND	µg/Kg	R16089
sec-Butylbenzene	SW8260B	4/23/2008	10	1	10	ND	µg/Kg	R16089
Styrene	SW8260B	4/23/2008	10	1	10	ND	µg/Kg	R16089
t-Butyl alcohol (t-Butanol)	SW8260B	4/23/2008	50	1	50	ND	µg/Kg	R16089
tert-Amyl methyl ether (TAME)	SW8260B	4/23/2008	10	1	10	ND	µg/Kg	R16089
tert-Butylbenzene	SW8260B	4/23/2008	10	1	10	ND	µg/Kg	R16089
Tetrachloroethene	SW8260B	4/23/2008	10	1	10	ND	µg/Kg	R16089
Toluene	SW8260B	4/23/2008	10	1	10	ND	µg/Kg	R16089
trans-1,2-Dichloroethene	SW8260B	4/23/2008	10	1	10	ND	µg/Kg	R16089
trans-1,3-Dichloropropene	SW8260B	4/23/2008	10	1	10	ND	µg/Kg	R16089
Trichloroethene	SW8260B	4/23/2008	10	1	10	ND	µg/Kg	R16089
Trichlorofluoromethane	SW8260B	4/23/2008	10	1	10	ND	µg/Kg	R16089
Vinyl chloride	SW8260B	4/23/2008	10	1	10	ND	µg/Kg	R16089
Xylenes, Total	SW8260B	4/23/2008	15	1	15	ND	µg/Kg	R16089
Surr: 4-Bromofluorobenzene	SW8260B	4/23/2008	0	1	55.8-141	165 S	%REC	R16089
Surr: Dibromofluoromethane	SW8260B	4/23/2008	0	1	59.8-148	121	%REC	R16089
Surr: Toluene-d8	SW8260B	4/23/2008	0	1	55.2-133	99.6	%REC	R16089

Note: S-Surrogate (BFB) recovery out of limit-high bias. Data is acceptable because sample result is ND (Not Detected).

Client Sample ID: TR-19-2.5
Sample Location: Alders Property
Sample Matrix: SOIL
Date/Time Sampled 4/17/2008 8:45:00 AM

Lab Sample ID: 0804131-001
Date Prepared: 4/21/2008

Parameters	Analysis Method	Date Analyzed	RL	Dilution Factor	MRL	Result	Units	Analytical Batch
1,2,4-Trichlorobenzene	SW8270C	4/23/2008	0.33	1	0.330	ND	mg/Kg	R16034
1,2-Dichlorobenzene	SW8270C	4/23/2008	0.33	1	0.330	ND	mg/Kg	R16034
1,3-Dichlorobenzene	SW8270C	4/23/2008	0.33	1	0.330	ND	mg/Kg	R16034
1,4-Dichlorobenzene	SW8270C	4/23/2008	0.33	1	0.330	ND	mg/Kg	R16034
2,4,5-Trichlorophenol	SW8270C	4/23/2008	0.33	1	0.330	ND	mg/Kg	R16034
2,4,6-Trichlorophenol	SW8270C	4/23/2008	0.33	1	0.330	ND	mg/Kg	R16034
2,4-Dichlorophenol	SW8270C	4/23/2008	0.33	1	0.330	ND	mg/Kg	R16034
2,4-Dimethylphenol	SW8270C	4/23/2008	0.66	1	0.660	ND	mg/Kg	R16034
2,4-Dinitrophenol	SW8270C	4/23/2008	1.7	1	1.70	ND	mg/Kg	R16034
2,4-Dinitrotoluene	SW8270C	4/23/2008	0.33	1	0.330	ND	mg/Kg	R16034
2,6-Dinitrotoluene	SW8270C	4/23/2008	0.33	1	0.330	ND	mg/Kg	R16034
2-Chloronaphthalene	SW8270C	4/23/2008	0.33	1	0.330	ND	mg/Kg	R16034
2-Chlorophenol	SW8270C	4/23/2008	0.33	1	0.330	ND	mg/Kg	R16034
2-Methylnaphthalene	SW8270C	4/23/2008	0.33	1	0.330	ND	mg/Kg	R16034
2-Methylphenol	SW8270C	4/23/2008	0.33	1	0.330	ND	mg/Kg	R16034
2-Nitroaniline	SW8270C	4/23/2008	0.33	1	0.330	ND	mg/Kg	R16034
2-Nitrophenol	SW8270C	4/23/2008	0.66	1	0.660	ND	mg/Kg	R16034
3,3'-Dichlorobenzidine	SW8270C	4/23/2008	1.7	1	1.70	ND	mg/Kg	R16034
3-Methylphenol	SW8270C	4/23/2008	0.33	1	0.330	ND	mg/Kg	R16034
3-Nitroaniline	SW8270C	4/23/2008	0.33	1	0.330	ND	mg/Kg	R16034
4,6-Dinitro-2-methylphenol	SW8270C	4/23/2008	0.33	1	0.330	ND	mg/Kg	R16034
4-Bromophenyl phenyl ether	SW8270C	4/23/2008	0.33	1	0.330	ND	mg/Kg	R16034
4-Chloro-3-methylphenol	SW8270C	4/23/2008	0.33	1	0.330	ND	mg/Kg	R16034
4-Chloroaniline	SW8270C	4/23/2008	0.33	1	0.330	ND	mg/Kg	R16034
4-Chlorophenyl phenyl ether	SW8270C	4/23/2008	0.33	1	0.330	ND	mg/Kg	R16034
4-Methylphenol	SW8270C	4/23/2008	0.33	1	0.330	ND	mg/Kg	R16034
4-Nitroaniline	SW8270C	4/23/2008	0.33	1	0.330	ND	mg/Kg	R16034
4-Nitrophenol	SW8270C	4/23/2008	0.33	1	0.330	ND	mg/Kg	R16034
Acenaphthene	SW8270C	4/23/2008	0.33	1	0.330	ND	mg/Kg	R16034
Acenaphthylene	SW8270C	4/23/2008	0.33	1	0.330	ND	mg/Kg	R16034
Aniline	SW8270C	4/23/2008	0.33	1	0.330	ND	mg/Kg	R16034
Anthracene	SW8270C	4/23/2008	0.33	1	0.330	ND	mg/Kg	R16034
Benz(a)anthracene	SW8270C	4/23/2008	0.33	1	0.330	ND	mg/Kg	R16034
Benzidine	SW8270C	4/23/2008	3.3	1	3.30	ND	mg/Kg	R16034
Benzo(g,h,i)perylene	SW8270C	4/23/2008	0.33	1	0.330	ND	mg/Kg	R16034
Benzo[a]pyrene	SW8270C	4/23/2008	0.33	1	0.330	ND	mg/Kg	R16034
Benzo[b]fluoranthene	SW8270C	4/23/2008	0.33	1	0.330	ND	mg/Kg	R16034
Benzo[k]fluoranthene	SW8270C	4/23/2008	0.33	1	0.330	ND	mg/Kg	R16034
Benzoic acid	SW8270C	4/23/2008	6.66	1	6.66	ND	mg/Kg	R16034
Benzyl alcohol	SW8270C	4/23/2008	6.66	1	6.66	ND	mg/Kg	R16034
Bis(2-chloroethoxy)methane	SW8270C	4/23/2008	0.33	1	0.330	ND	mg/Kg	R16034
Bis(2-chloroethyl)ether	SW8270C	4/23/2008	0.33	1	0.330	ND	mg/Kg	R16034
Bis(2-chloroisopropyl)ether	SW8270C	4/23/2008	0.33	1	0.330	ND	mg/Kg	R16034

Client Sample ID: TR-19-2.5
Sample Location: Alders Property
Sample Matrix: SOIL
Date/Time Sampled 4/17/2008 8:45:00 AM

Lab Sample ID: 0804131-001
Date Prepared: 4/21/2008

Parameters	Analysis Method	Date Analyzed	RL	Dilution Factor	MRL	Result	Units	Analytical Batch
Bis(2-ethylhexyl)phthalate	SW8270C	4/23/2008	3.3	1	3.30	ND	mg/Kg	R16034
Butyl benzyl phthalate	SW8270C	4/23/2008	0.33	1	0.330	ND	mg/Kg	R16034
Chrysene	SW8270C	4/23/2008	0.66	1	0.660	ND	mg/Kg	R16034
Dibenz(a,h)anthracene	SW8270C	4/23/2008	0.33	1	0.330	ND	mg/Kg	R16034
Dibenzofuran	SW8270C	4/23/2008	0.33	1	0.330	ND	mg/Kg	R16034
Diethyl phthalate	SW8270C	4/23/2008	3.3	1	3.30	ND	mg/Kg	R16034
Dimethyl phthalate	SW8270C	4/23/2008	3.3	1	3.30	ND	mg/Kg	R16034
Di-n-butyl phthalate	SW8270C	4/23/2008	3.3	1	3.30	ND	mg/Kg	R16034
Di-n-octyl phthalate	SW8270C	4/23/2008	0.33	1	0.330	ND	mg/Kg	R16034
Fluoranthene	SW8270C	4/23/2008	0.33	1	0.330	ND	mg/Kg	R16034
Fluorene	SW8270C	4/23/2008	0.33	1	0.330	ND	mg/Kg	R16034
Hexachlorobenzene	SW8270C	4/23/2008	0.33	1	0.330	ND	mg/Kg	R16034
Hexachlorobutadiene	SW8270C	4/23/2008	0.33	1	0.330	ND	mg/Kg	R16034
Hexachlorocyclopentadiene	SW8270C	4/23/2008	0.33	1	0.330	ND	mg/Kg	R16034
Hexachloroethane	SW8270C	4/23/2008	0.33	1	0.330	ND	mg/Kg	R16034
Indeno(1,2,3-cd)pyrene	SW8270C	4/23/2008	0.33	1	0.330	ND	mg/Kg	R16034
Isophorone	SW8270C	4/23/2008	0.33	1	0.330	ND	mg/Kg	R16034
Naphthalene	SW8270C	4/23/2008	0.33	1	0.330	ND	mg/Kg	R16034
Nitrobenzene	SW8270C	4/23/2008	0.33	1	0.330	ND	mg/Kg	R16034
N-Nitrosodimethylamine	SW8270C	4/23/2008	0.33	1	0.330	ND	mg/Kg	R16034
N-Nitrosodi-n-propylamine	SW8270C	4/23/2008	0.33	1	0.330	ND	mg/Kg	R16034
N-Nitrosodiphenylamine	SW8270C	4/23/2008	0.33	1	0.330	ND	mg/Kg	R16034
Pentachlorophenol	SW8270C	4/23/2008	0.33	1	0.330	ND	mg/Kg	R16034
Phenanthrene	SW8270C	4/23/2008	0.33	1	0.330	ND	mg/Kg	R16034
Phenol	SW8270C	4/23/2008	0.33	1	0.330	ND	mg/Kg	R16034
Pyrene	SW8270C	4/23/2008	0.33	1	0.330	ND	mg/Kg	R16034
Surr: 2,4,6-Tribromophenol	SW8270C	4/23/2008	0	1	16.5-114	70.5	%REC	R16034
Surr: 2-Fluorobiphenyl	SW8270C	4/23/2008	0	1	24.1-85.6	83.2	%REC	R16034
Surr: 2-Fluorophenol	SW8270C	4/23/2008	0	1	30.3-76.6	72.3	%REC	R16034
Surr: Nitrobenzene-d5	SW8270C	4/23/2008	0	1	29.4-78.2	74.8	%REC	R16034
Surr: Phenol-d6	SW8270C	4/23/2008	0	1	28.7-84.7	76.3	%REC	R16034
Surr: p-Terphenyl-d14	SW8270C	4/23/2008	0	1	37.9-127	111	%REC	R16034

Report prepared for: Eric Morita
Treadwell & Rollo(Oakland)

Date Received: 4/18/2008

Date Reported:

Client Sample ID: TR-19-5.0
Sample Location: Alders Property
Sample Matrix: SOIL
Date/Time Sampled 4/17/2008 8:50:00 AM

Lab Sample ID: 0804131-002
Date Prepared: 4/21/2008

Parameters	Analysis Method	Date Analyzed	RL	Dilution Factor	MRL	Result	Units	Analytical Batch
Arsenic	SW6010B	4/22/2008	1.7	1	1.7	ND	mg/Kg	4309
Barium	SW6010B	4/22/2008	5	1	5.0	81	mg/Kg	4309
Cadmium	SW6010B	4/22/2008	1	1	1.0	ND	mg/Kg	4309
Chromium	SW6010B	4/22/2008	5	1	5.0	23	mg/Kg	4309
Lead	SW6010B	4/22/2008	1	1	1.0	3.8	mg/Kg	4309
Selenium	SW6010B	4/22/2008	5	1	5.0	ND	mg/Kg	4309
Silver	SW6010B	4/22/2008	1	1	1.0	ND	mg/Kg	4309
Mercury	SW7471A	4/22/2008	0.1	1	0.10	ND	mg/Kg	4305
TPH (Diesel-SG)	SW8015B	4/24/2008	2	1	2.00	ND	mg/Kg	R16042
TPH (Motor Oil-SG)	SW8015B	4/24/2008	4	1	4.00	ND	mg/Kg	R16042
Surr: Pentacosane	SW8015B	4/24/2008	0	1	28-125	93.5	%REC	R16042
TPH (Gasoline)	SW8015B	4/28/2008	0.1	1	0.100	ND	mg/Kg	R16133
Surr: Trifluorotoluene	SW8015B	4/28/2008	0	1	65-135	82.1	%REC	R16133

Client Sample ID: TR-19-5.0
Sample Location: Alders Property
Sample Matrix: SOIL
Date/Time Sampled 4/17/2008 8:50:00 AM

Lab Sample ID: 0804131-002
Date Prepared: 4/21/2008

Parameters	Analysis Method	Date Analyzed	RL	Dilution Factor	MRL	Result	Units	Analytical Batch
1,1,1,2-Tetrachloroethane	SW8260B	4/23/2008	10	1	10	ND	µg/Kg	R16089
1,1,1-Trichloroethane	SW8260B	4/23/2008	10	1	10	ND	µg/Kg	R16089
1,1,2,2-Tetrachloroethane	SW8260B	4/23/2008	10	1	10	ND	µg/Kg	R16089
1,1,2-Trichloroethane	SW8260B	4/23/2008	10	1	10	ND	µg/Kg	R16089
1,1-Dichloroethane	SW8260B	4/23/2008	10	1	10	ND	µg/Kg	R16089
1,1-Dichloroethene	SW8260B	4/23/2008	10	1	10	ND	µg/Kg	R16089
1,1-Dichloropropene	SW8260B	4/23/2008	10	1	10	ND	µg/Kg	R16089
1,2,3-Trichlorobenzene	SW8260B	4/23/2008	10	1	10	ND	µg/Kg	R16089
1,2,3-Trichloropropane	SW8260B	4/23/2008	10	1	10	ND	µg/Kg	R16089
1,2,4-Trichlorobenzene	SW8260B	4/23/2008	10	1	10	ND	µg/Kg	R16089
1,2,4-Trimethylbenzene	SW8260B	4/23/2008	10	1	10	ND	µg/Kg	R16089
1,2-Dibromo-3-chloropropane	SW8260B	4/23/2008	10	1	10	ND	µg/Kg	R16089
1,2-Dibromoethane (EDB)	SW8260B	4/23/2008	10	1	10	ND	µg/Kg	R16089
1,2-Dichlorobenzene	SW8260B	4/23/2008	10	1	10	ND	µg/Kg	R16089
1,2-Dichloroethane (EDC)	SW8260B	4/23/2008	10	1	10	ND	µg/Kg	R16089
1,2-Dichloropropane	SW8260B	4/23/2008	10	1	10	ND	µg/Kg	R16089
1,3,5-Trimethylbenzene	SW8260B	4/23/2008	10	1	10	ND	µg/Kg	R16089
1,3-Dichlorobenzene	SW8260B	4/23/2008	10	1	10	ND	µg/Kg	R16089
1,4-Dichlorobenzene	SW8260B	4/23/2008	10	1	10	ND	µg/Kg	R16089
2,2-Dichloropropane	SW8260B	4/23/2008	10	1	10	ND	µg/Kg	R16089
2-Chloroethyl vinyl ether	SW8260B	4/23/2008	10	1	10	ND	µg/Kg	R16089
2-Chlorotoluene	SW8260B	4/23/2008	10	1	10	ND	µg/Kg	R16089
4-Chlorotoluene	SW8260B	4/23/2008	10	1	10	ND	µg/Kg	R16089
4-Isopropyltoluene	SW8260B	4/23/2008	10	1	10	ND	µg/Kg	R16089
Benzene	SW8260B	4/23/2008	10	1	10	ND	µg/Kg	R16089
Bromobenzene	SW8260B	4/23/2008	10	1	10	ND	µg/Kg	R16089
Bromochloromethane	SW8260B	4/23/2008	10	1	10	ND	µg/Kg	R16089
Bromodichloromethane	SW8260B	4/23/2008	10	1	10	ND	µg/Kg	R16089
Bromoform	SW8260B	4/23/2008	10	1	10	ND	µg/Kg	R16089
Bromomethane	SW8260B	4/23/2008	10	1	10	ND	µg/Kg	R16089
Carbon tetrachloride	SW8260B	4/23/2008	10	1	10	ND	µg/Kg	R16089
Chlorobenzene	SW8260B	4/23/2008	10	1	10	ND	µg/Kg	R16089
Chloroform	SW8260B	4/23/2008	10	1	10	ND	µg/Kg	R16089
Chloromethane	SW8260B	4/23/2008	10	1	10	ND	µg/Kg	R16089
cis-1,2-Dichloroethene	SW8260B	4/23/2008	10	1	10	ND	µg/Kg	R16089
cis-1,3-Dichloropropene	SW8260B	4/23/2008	10	1	10	ND	µg/Kg	R16089
Dibromochloromethane	SW8260B	4/23/2008	10	1	10	ND	µg/Kg	R16089
Dibromomethane	SW8260B	4/23/2008	10	1	10	ND	µg/Kg	R16089
Dichlorodifluoromethane	SW8260B	4/23/2008	10	1	10	ND	µg/Kg	R16089
Ethyl tert-butyl ether (ETBE)	SW8260B	4/23/2008	10	1	10	ND	µg/Kg	R16089
Ethylbenzene	SW8260B	4/23/2008	10	1	10	ND	µg/Kg	R16089
Freon-113	SW8260B	4/23/2008	10	1	10	ND	µg/Kg	R16089
Hexachlorobutadiene	SW8260B	4/23/2008	10	1	10	ND	µg/Kg	R16089

Report prepared for: Eric Morita
Treadwell & Rollo(Oakland)

Date Received: 4/18/2008

Date Reported:

Client Sample ID: TR-19-5.0
Sample Location: Alders Property
Sample Matrix: SOIL
Date/Time Sampled 4/17/2008 8:50:00 AM

Lab Sample ID: 0804131-002
Date Prepared: 4/21/2008

Parameters	Analysis Method	Date Analyzed	RL	Dilution Factor	MRL	Result	Units	Analytical Batch
Isopropyl Ether	SW8260B	4/23/2008	10	1	10	ND	µg/Kg	R16089
Isopropylbenzene	SW8260B	4/23/2008	10	1	10	ND	µg/Kg	R16089
Methyl tert-butyl ether (MTBE)	SW8260B	4/23/2008	10	1	10	ND	µg/Kg	R16089
Methylene chloride	SW8260B	4/23/2008	50	1	50	ND	µg/Kg	R16089
Naphthalene	SW8260B	4/23/2008	20	1	20	ND	µg/Kg	R16089
n-Butylbenzene	SW8260B	4/23/2008	10	1	10	ND	µg/Kg	R16089
n-Propylbenzene	SW8260B	4/23/2008	10	1	10	ND	µg/Kg	R16089
sec-Butylbenzene	SW8260B	4/23/2008	10	1	10	ND	µg/Kg	R16089
Styrene	SW8260B	4/23/2008	10	1	10	ND	µg/Kg	R16089
t-Butyl alcohol (t-Butanol)	SW8260B	4/23/2008	50	1	50	ND	µg/Kg	R16089
tert-Amyl methyl ether (TAME)	SW8260B	4/23/2008	10	1	10	ND	µg/Kg	R16089
tert-Butylbenzene	SW8260B	4/23/2008	10	1	10	ND	µg/Kg	R16089
Tetrachloroethene	SW8260B	4/23/2008	10	1	10	ND	µg/Kg	R16089
Toluene	SW8260B	4/23/2008	10	1	10	ND	µg/Kg	R16089
trans-1,2-Dichloroethene	SW8260B	4/23/2008	10	1	10	ND	µg/Kg	R16089
trans-1,3-Dichloropropene	SW8260B	4/23/2008	10	1	10	ND	µg/Kg	R16089
Trichloroethene	SW8260B	4/23/2008	10	1	10	ND	µg/Kg	R16089
Trichlorofluoromethane	SW8260B	4/23/2008	10	1	10	ND	µg/Kg	R16089
Vinyl chloride	SW8260B	4/23/2008	10	1	10	ND	µg/Kg	R16089
Xylenes, Total	SW8260B	4/23/2008	15	1	15	ND	µg/Kg	R16089
Surr: 4-Bromofluorobenzene	SW8260B	4/23/2008	0	1	55.8-141	110	%REC	R16089
Surr: Dibromofluoromethane	SW8260B	4/23/2008	0	1	59.8-148	122	%REC	R16089
Surr: Toluene-d8	SW8260B	4/23/2008	0	1	55.2-133	96.0	%REC	R16089

Client Sample ID: TR-20-2.5
Sample Location: Alders Property
Sample Matrix: SOIL
Date/Time Sampled 4/17/2008 9:30:00 AM

Lab Sample ID: 0804131-004
Date Prepared: 4/21/2008

Parameters	Analysis Method	Date Analyzed	RL	Dilution Factor	MRL	Result	Units	Analytical Batch
Antimony	SW6010B	4/22/2008	5	1	5.0	15	mg/Kg	4309
Arsenic	SW6010B	4/22/2008	1.7	1	1.7	4.5	mg/Kg	4309
Barium	SW6010B	4/22/2008	5	1	5.0	240	mg/Kg	4309
Beryllium	SW6010B	4/22/2008	2	1	2.0	ND	mg/Kg	4309
Cadmium	SW6010B	4/22/2008	1	1	1.0	1.6	mg/Kg	4309
Chromium	SW6010B	4/22/2008	5	1	5.0	20	mg/Kg	4309
Cobalt	SW6010B	4/22/2008	5	1	5.0	9.0	mg/Kg	4309
Copper	SW6010B	4/22/2008	5	1	5.0	72	mg/Kg	4309
Lead	SW6010B	4/22/2008	1	1	1.0	710	mg/Kg	4309
Molybdenum	SW6010B	4/22/2008	5	1	5.0	ND	mg/Kg	4309
Nickel	SW6010B	4/22/2008	5	1	5.0	36	mg/Kg	4309
Selenium	SW6010B	4/22/2008	5	1	5.0	ND	mg/Kg	4309
Silver	SW6010B	4/22/2008	1	1	1.0	1.2	mg/Kg	4309
Thallium	SW6010B	4/22/2008	5	1	5.0	ND	mg/Kg	4309
Vanadium	SW6010B	4/22/2008	5	1	5.0	27	mg/Kg	4309
Zinc	SW6010B	4/22/2008	5	1	5.0	650	mg/Kg	4309
Mercury	SW7471A	4/22/2008	0.1	1	0.10	0.52	mg/Kg	4305
TPH (Diesel-SG)	SW8015B	4/24/2008	2	4	8.00	50.7x	mg/Kg	R16042
TPH (Motor Oil-SG)	SW8015B	4/24/2008	4	4	16.0	226x	mg/Kg	R16042
Surr: Pentacosane	SW8015B	4/24/2008	0	4	28-125	91.2	%REC	R16042
Note: x- Sample chromatogram does not resemble typical diesel or motor oil pattern (discrete hydrocarbon peaks present). Hydrocarbons and hydrocarbon peaks within the diesel range quantitated as diesel; hydrocarbons and hydrocarbon peaks within the motor oil range quantitated as motor oil.								
TPH (Gasoline)	SW8015B	4/28/2008	0.1	1	0.100	ND	mg/Kg	R16133
Surr: Trifluorotoluene	SW8015B	4/28/2008	0	1	65-135	65.0	%REC	R16133
Aroclor 1016	SW8082	4/23/2008	0.1	1	0.100	ND	mg/Kg	R16049
Aroclor 1221	SW8082	4/23/2008	0.2	1	0.200	ND	mg/Kg	R16049
Aroclor 1232	SW8082	4/23/2008	0.1	1	0.100	ND	mg/Kg	R16049
Aroclor 1242	SW8082	4/23/2008	0.1	1	0.100	ND	mg/Kg	R16049
Aroclor 1248	SW8082	4/23/2008	0.1	1	0.100	ND	mg/Kg	R16049
Aroclor 1254	SW8082	4/23/2008	0.1	1	0.100	ND	mg/Kg	R16049
Aroclor 1260	SW8082	4/23/2008	0.1	1	0.100	ND	mg/Kg	R16049
Surr: Decachlorobiphenyl	SW8082	4/23/2008	0	1	63.7-126	90.6	%REC	R16049
Surr: Tetrachloro-m-xylene	SW8082	4/23/2008	0	1	51.7-128	93.0	%REC	R16049

Client Sample ID: TR-20-2.5
Sample Location: Alders Property
Sample Matrix: SOIL
Date/Time Sampled 4/17/2008 9:30:00 AM

Lab Sample ID: 0804131-004
Date Prepared: 4/21/2008

Parameters	Analysis Method	Date Analyzed	RL	Dilution Factor	MRL	Result	Units	Analytical Batch
1,1,1,2-Tetrachloroethane	SW8260B	4/23/2008	10	1	10	ND	µg/Kg	R16089
1,1,1-Trichloroethane	SW8260B	4/23/2008	10	1	10	ND	µg/Kg	R16089
1,1,2,2-Tetrachloroethane	SW8260B	4/23/2008	10	1	10	ND	µg/Kg	R16089
1,1,2-Trichloroethane	SW8260B	4/23/2008	10	1	10	ND	µg/Kg	R16089
1,1-Dichloroethane	SW8260B	4/23/2008	10	1	10	ND	µg/Kg	R16089
1,1-Dichloroethene	SW8260B	4/23/2008	10	1	10	ND	µg/Kg	R16089
1,1-Dichloropropene	SW8260B	4/23/2008	10	1	10	ND	µg/Kg	R16089
1,2,3-Trichlorobenzene	SW8260B	4/23/2008	10	1	10	ND	µg/Kg	R16089
1,2,3-Trichloropropane	SW8260B	4/23/2008	10	1	10	ND	µg/Kg	R16089
1,2,4-Trichlorobenzene	SW8260B	4/23/2008	10	1	10	ND	µg/Kg	R16089
1,2,4-Trimethylbenzene	SW8260B	4/23/2008	10	1	10	ND	µg/Kg	R16089
1,2-Dibromo-3-chloropropane	SW8260B	4/23/2008	10	1	10	ND	µg/Kg	R16089
1,2-Dibromoethane (EDB)	SW8260B	4/23/2008	10	1	10	ND	µg/Kg	R16089
1,2-Dichlorobenzene	SW8260B	4/23/2008	10	1	10	ND	µg/Kg	R16089
1,2-Dichloroethane (EDC)	SW8260B	4/23/2008	10	1	10	ND	µg/Kg	R16089
1,2-Dichloropropane	SW8260B	4/23/2008	10	1	10	ND	µg/Kg	R16089
1,3,5-Trimethylbenzene	SW8260B	4/23/2008	10	1	10	ND	µg/Kg	R16089
1,3-Dichlorobenzene	SW8260B	4/23/2008	10	1	10	ND	µg/Kg	R16089
1,4-Dichlorobenzene	SW8260B	4/23/2008	10	1	10	ND	µg/Kg	R16089
2,2-Dichloropropane	SW8260B	4/23/2008	10	1	10	ND	µg/Kg	R16089
2-Chloroethyl vinyl ether	SW8260B	4/23/2008	10	1	10	ND	µg/Kg	R16089
2-Chlorotoluene	SW8260B	4/23/2008	10	1	10	ND	µg/Kg	R16089
4-Chlorotoluene	SW8260B	4/23/2008	10	1	10	ND	µg/Kg	R16089
4-Isopropyltoluene	SW8260B	4/23/2008	10	1	10	ND	µg/Kg	R16089
Benzene	SW8260B	4/23/2008	10	1	10	ND	µg/Kg	R16089
Bromobenzene	SW8260B	4/23/2008	10	1	10	ND	µg/Kg	R16089
Bromochloromethane	SW8260B	4/23/2008	10	1	10	ND	µg/Kg	R16089
Bromodichloromethane	SW8260B	4/23/2008	10	1	10	ND	µg/Kg	R16089
Bromoform	SW8260B	4/23/2008	10	1	10	ND	µg/Kg	R16089
Bromomethane	SW8260B	4/23/2008	10	1	10	ND	µg/Kg	R16089
Carbon tetrachloride	SW8260B	4/23/2008	10	1	10	ND	µg/Kg	R16089
Chlorobenzene	SW8260B	4/23/2008	10	1	10	ND	µg/Kg	R16089
Chloroform	SW8260B	4/23/2008	10	1	10	ND	µg/Kg	R16089
Chloromethane	SW8260B	4/23/2008	10	1	10	ND	µg/Kg	R16089
cis-1,2-Dichloroethene	SW8260B	4/23/2008	10	1	10	ND	µg/Kg	R16089
cis-1,3-Dichloropropene	SW8260B	4/23/2008	10	1	10	ND	µg/Kg	R16089
Dibromochloromethane	SW8260B	4/23/2008	10	1	10	ND	µg/Kg	R16089
Dibromomethane	SW8260B	4/23/2008	10	1	10	ND	µg/Kg	R16089
Dichlorodifluoromethane	SW8260B	4/23/2008	10	1	10	ND	µg/Kg	R16089
Ethyl tert-butyl ether (ETBE)	SW8260B	4/23/2008	10	1	10	ND	µg/Kg	R16089
Ethylbenzene	SW8260B	4/23/2008	10	1	10	ND	µg/Kg	R16089
Freon-113	SW8260B	4/23/2008	10	1	10	ND	µg/Kg	R16089
Hexachlorobutadiene	SW8260B	4/23/2008	10	1	10	ND	µg/Kg	R16089

Client Sample ID: TR-20-2.5
Sample Location: Alders Property
Sample Matrix: SOIL
Date/Time Sampled 4/17/2008 9:30:00 AM

Lab Sample ID: 0804131-004
Date Prepared: 4/21/2008

Parameters	Analysis Method	Date Analyzed	RL	Dilution Factor	MRL	Result	Units	Analytical Batch
Isopropyl Ether	SW8260B	4/23/2008	10	1	10	ND	µg/Kg	R16089
Isopropylbenzene	SW8260B	4/23/2008	10	1	10	ND	µg/Kg	R16089
Methyl tert-butyl ether (MTBE)	SW8260B	4/23/2008	10	1	10	ND	µg/Kg	R16089
Methylene chloride	SW8260B	4/23/2008	50	1	50	ND	µg/Kg	R16089
Naphthalene	SW8260B	4/23/2008	20	1	20	71	µg/Kg	R16089
n-Butylbenzene	SW8260B	4/23/2008	10	1	10	ND	µg/Kg	R16089
n-Propylbenzene	SW8260B	4/23/2008	10	1	10	ND	µg/Kg	R16089
sec-Butylbenzene	SW8260B	4/23/2008	10	1	10	ND	µg/Kg	R16089
Styrene	SW8260B	4/23/2008	10	1	10	ND	µg/Kg	R16089
t-Butyl alcohol (t-Butanol)	SW8260B	4/23/2008	50	1	50	ND	µg/Kg	R16089
tert-Amyl methyl ether (TAME)	SW8260B	4/23/2008	10	1	10	ND	µg/Kg	R16089
tert-Butylbenzene	SW8260B	4/23/2008	10	1	10	ND	µg/Kg	R16089
Tetrachloroethene	SW8260B	4/23/2008	10	1	10	ND	µg/Kg	R16089
Toluene	SW8260B	4/23/2008	10	1	10	ND	µg/Kg	R16089
trans-1,2-Dichloroethene	SW8260B	4/23/2008	10	1	10	ND	µg/Kg	R16089
trans-1,3-Dichloropropene	SW8260B	4/23/2008	10	1	10	ND	µg/Kg	R16089
Trichloroethene	SW8260B	4/23/2008	10	1	10	ND	µg/Kg	R16089
Trichlorofluoromethane	SW8260B	4/23/2008	10	1	10	ND	µg/Kg	R16089
Vinyl chloride	SW8260B	4/23/2008	10	1	10	ND	µg/Kg	R16089
Xylenes, Total	SW8260B	4/23/2008	15	1	15	ND	µg/Kg	R16089
Surr: 4-Bromofluorobenzene	SW8260B	4/23/2008	0	1	55.8-141	134	%REC	R16089
Surr: Dibromofluoromethane	SW8260B	4/23/2008	0	1	59.8-148	112	%REC	R16089
Surr: Toluene-d8	SW8260B	4/23/2008	0	1	55.2-133	117	%REC	R16089

Client Sample ID: TR-20-2.5
Sample Location: Alders Property
Sample Matrix: SOIL
Date/Time Sampled 4/17/2008 9:30:00 AM

Lab Sample ID: 0804131-004
Date Prepared: 4/21/2008

Parameters	Analysis Method	Date Analyzed	RL	Dilution Factor	MRL	Result	Units	Analytical Batch
1,2,4-Trichlorobenzene	SW8270C	4/23/2008	0.33	200	66.0	ND	mg/Kg	R16034
1,2-Dichlorobenzene	SW8270C	4/23/2008	0.33	200	66.0	ND	mg/Kg	R16034
1,3-Dichlorobenzene	SW8270C	4/23/2008	0.33	200	66.0	ND	mg/Kg	R16034
1,4-Dichlorobenzene	SW8270C	4/23/2008	0.33	200	66.0	ND	mg/Kg	R16034
2,4,5-Trichlorophenol	SW8270C	4/23/2008	0.33	200	66.0	ND	mg/Kg	R16034
2,4,6-Trichlorophenol	SW8270C	4/23/2008	0.33	200	66.0	ND	mg/Kg	R16034
2,4-Dichlorophenol	SW8270C	4/23/2008	0.33	200	66.0	ND	mg/Kg	R16034
2,4-Dimethylphenol	SW8270C	4/23/2008	0.66	200	132	ND	mg/Kg	R16034
2,4-Dinitrophenol	SW8270C	4/23/2008	1.7	200	340	ND	mg/Kg	R16034
2,4-Dinitrotoluene	SW8270C	4/23/2008	0.33	200	66.0	ND	mg/Kg	R16034
2,6-Dinitrotoluene	SW8270C	4/23/2008	0.33	200	66.0	ND	mg/Kg	R16034
2-Chloronaphthalene	SW8270C	4/23/2008	0.33	200	66.0	ND	mg/Kg	R16034
2-Chlorophenol	SW8270C	4/23/2008	0.33	200	66.0	ND	mg/Kg	R16034
2-Methylnaphthalene	SW8270C	4/23/2008	0.33	200	66.0	ND	mg/Kg	R16034
2-Methylphenol	SW8270C	4/23/2008	0.33	200	66.0	ND	mg/Kg	R16034
2-Nitroaniline	SW8270C	4/23/2008	0.33	200	66.0	ND	mg/Kg	R16034
2-Nitrophenol	SW8270C	4/23/2008	0.66	200	132	ND	mg/Kg	R16034
3,3'-Dichlorobenzidine	SW8270C	4/23/2008	1.7	200	340	ND	mg/Kg	R16034
3-Methylphenol	SW8270C	4/23/2008	0.33	200	66.0	ND	mg/Kg	R16034
3-Nitroaniline	SW8270C	4/23/2008	0.33	200	66.0	ND	mg/Kg	R16034
4,6-Dinitro-2-methylphenol	SW8270C	4/23/2008	0.33	200	66.0	ND	mg/Kg	R16034
4-Bromophenyl phenyl ether	SW8270C	4/23/2008	0.33	200	66.0	ND	mg/Kg	R16034
4-Chloro-3-methylphenol	SW8270C	4/23/2008	0.33	200	66.0	ND	mg/Kg	R16034
4-Chloroaniline	SW8270C	4/23/2008	0.33	200	66.0	ND	mg/Kg	R16034
4-Chlorophenyl phenyl ether	SW8270C	4/23/2008	0.33	200	66.0	ND	mg/Kg	R16034
4-Methylphenol	SW8270C	4/23/2008	0.33	200	66.0	ND	mg/Kg	R16034
4-Nitroaniline	SW8270C	4/23/2008	0.33	200	66.0	ND	mg/Kg	R16034
4-Nitrophenol	SW8270C	4/23/2008	0.33	200	66.0	ND	mg/Kg	R16034
Acenaphthene	SW8270C	4/23/2008	0.33	200	66.0	ND	mg/Kg	R16034
Acenaphthylene	SW8270C	4/23/2008	0.33	200	66.0	ND	mg/Kg	R16034
Aniline	SW8270C	4/23/2008	0.33	200	66.0	ND	mg/Kg	R16034
Anthracene	SW8270C	4/23/2008	0.33	200	66.0	ND	mg/Kg	R16034
Benz(a)anthracene	SW8270C	4/23/2008	0.33	200	66.0	ND	mg/Kg	R16034
Benzidine	SW8270C	4/23/2008	3.3	200	660	ND	mg/Kg	R16034
Benzo(g,h,i)perylene	SW8270C	4/23/2008	0.33	200	66.0	ND	mg/Kg	R16034
Benzo[a]pyrene	SW8270C	4/23/2008	0.33	200	66.0	ND	mg/Kg	R16034
Benzo[b]fluoranthene	SW8270C	4/23/2008	0.33	200	66.0	ND	mg/Kg	R16034
Benzo[k]fluoranthene	SW8270C	4/23/2008	0.33	200	66.0	ND	mg/Kg	R16034
Benzoic acid	SW8270C	4/23/2008	6.66	200	1330	ND	mg/Kg	R16034
Benzyl alcohol	SW8270C	4/23/2008	6.66	200	1330	ND	mg/Kg	R16034
Bis(2-chloroethoxy)methane	SW8270C	4/23/2008	0.33	200	66.0	ND	mg/Kg	R16034
Bis(2-chloroethyl)ether	SW8270C	4/23/2008	0.33	200	66.0	ND	mg/Kg	R16034
Bis(2-chloroisopropyl)ether	SW8270C	4/23/2008	0.33	200	66.0	ND	mg/Kg	R16034

Client Sample ID: TR-20-2.5
Sample Location: Alders Property
Sample Matrix: SOIL
Date/Time Sampled 4/17/2008 9:30:00 AM

Lab Sample ID: 0804131-004
Date Prepared: 4/21/2008

Parameters	Analysis Method	Date Analyzed	RL	Dilution Factor	MRL	Result	Units	Analytical Batch
Bis(2-ethylhexyl)phthalate	SW8270C	4/23/2008	3.3	200	660	ND	mg/Kg	R16034
Butyl benzyl phthalate	SW8270C	4/23/2008	0.33	200	66.0	ND	mg/Kg	R16034
Chrysene	SW8270C	4/23/2008	0.66	200	132	ND	mg/Kg	R16034
Dibenz(a,h)anthracene	SW8270C	4/23/2008	0.33	200	66.0	ND	mg/Kg	R16034
Dibenzofuran	SW8270C	4/23/2008	0.33	200	66.0	ND	mg/Kg	R16034
Diethyl phthalate	SW8270C	4/23/2008	3.3	200	660	ND	mg/Kg	R16034
Dimethyl phthalate	SW8270C	4/23/2008	3.3	200	660	ND	mg/Kg	R16034
Di-n-butyl phthalate	SW8270C	4/23/2008	3.3	200	660	ND	mg/Kg	R16034
Di-n-octyl phthalate	SW8270C	4/23/2008	0.33	200	66.0	ND	mg/Kg	R16034
Fluoranthene	SW8270C	4/23/2008	0.33	200	66.0	ND	mg/Kg	R16034
Fluorene	SW8270C	4/23/2008	0.33	200	66.0	ND	mg/Kg	R16034
Hexachlorobenzene	SW8270C	4/23/2008	0.33	200	66.0	ND	mg/Kg	R16034
Hexachlorobutadiene	SW8270C	4/23/2008	0.33	200	66.0	ND	mg/Kg	R16034
Hexachlorocyclopentadiene	SW8270C	4/23/2008	0.33	200	66.0	ND	mg/Kg	R16034
Hexachloroethane	SW8270C	4/23/2008	0.33	200	66.0	ND	mg/Kg	R16034
Indeno(1,2,3-cd)pyrene	SW8270C	4/23/2008	0.33	200	66.0	ND	mg/Kg	R16034
Isophorone	SW8270C	4/23/2008	0.33	200	66.0	ND	mg/Kg	R16034
Naphthalene	SW8270C	4/23/2008	0.33	200	66.0	ND	mg/Kg	R16034
Nitrobenzene	SW8270C	4/23/2008	0.33	200	66.0	ND	mg/Kg	R16034
N-Nitrosodimethylamine	SW8270C	4/23/2008	0.33	200	66.0	ND	mg/Kg	R16034
N-Nitrosodi-n-propylamine	SW8270C	4/23/2008	0.33	200	66.0	ND	mg/Kg	R16034
N-Nitrosodiphenylamine	SW8270C	4/23/2008	0.33	200	66.0	ND	mg/Kg	R16034
Pentachlorophenol	SW8270C	4/23/2008	0.33	200	66.0	ND	mg/Kg	R16034
Phenanthrene	SW8270C	4/23/2008	0.33	200	66.0	ND	mg/Kg	R16034
Phenol	SW8270C	4/23/2008	0.33	200	66.0	ND	mg/Kg	R16034
Pyrene	SW8270C	4/23/2008	0.33	200	66.0	ND	mg/Kg	R16034
Surr: 2,4,6-Tribromophenol	SW8270C	4/23/2008	0	200	16.5-114	D	%REC	R16034
Surr: 2-Fluorobiphenyl	SW8270C	4/23/2008	0	200	24.1-85.6	D	%REC	R16034
Surr: 2-Fluorophenol	SW8270C	4/23/2008	0	200	30.3-76.6	D	%REC	R16034
Surr: Nitrobenzene-d5	SW8270C	4/23/2008	0	200	29.4-78.2	D	%REC	R16034
Surr: Phenol-d6	SW8270C	4/23/2008	0	200	28.7-84.7	D	%REC	R16034
Surr: p-Terphenyl-d14	SW8270C	4/23/2008	0	200	37.9-127	D	%REC	R16034

Note: Reporting limits increased due to the nature of the sample matrix (viscous and dark color extract). Surrogates diluted out.

Report prepared for: Eric Morita
Treadwell & Rollo(Oakland)

Date Received: 4/18/2008

Date Reported:

Client Sample ID: TR-20-5.0
Sample Location: Alders Property
Sample Matrix: SOIL
Date/Time Sampled 4/17/2008 9:35:00 AM

Lab Sample ID: 0804131-005
Date Prepared: 4/22/2008-4/28/2008

Parameters	Analysis Method	Date Analyzed	RL	Dilution Factor	MRL	Result	Units	Analytical Batch
TPH (Diesel-SG)	SW8015B	4/24/2008	2	1	2.00	ND	mg/Kg	R16042
TPH (Motor Oil-SG)	SW8015B	4/24/2008	4	1	4.00	ND	mg/Kg	R16042
Surr: Pentacosane	SW8015B	4/24/2008	0	1	28-125	94.5	%REC	R16042
TPH (Gasoline)	SW8015B	4/28/2008	0.1	1	0.100	ND	mg/Kg	R16133
Surr: Trifluorotoluene	SW8015B	4/28/2008	0	1	65-135	89.8	%REC	R16133

Client Sample ID: TR-20-5.0
Sample Location: Alders Property
Sample Matrix: SOIL
Date/Time Sampled 4/17/2008 9:35:00 AM

Lab Sample ID: 0804131-005
Date Prepared: 4/22/2008-4/28/2008

Parameters	Analysis Method	Date Analyzed	RL	Dilution Factor	MRL	Result	Units	Analytical Batch
1,1,1,2-Tetrachloroethane	SW8260B	4/23/2008	10	1	10	ND	µg/Kg	R16089
1,1,1-Trichloroethane	SW8260B	4/23/2008	10	1	10	ND	µg/Kg	R16089
1,1,2,2-Tetrachloroethane	SW8260B	4/23/2008	10	1	10	ND	µg/Kg	R16089
1,1,2-Trichloroethane	SW8260B	4/23/2008	10	1	10	ND	µg/Kg	R16089
1,1-Dichloroethane	SW8260B	4/23/2008	10	1	10	ND	µg/Kg	R16089
1,1-Dichloroethene	SW8260B	4/23/2008	10	1	10	ND	µg/Kg	R16089
1,1-Dichloropropene	SW8260B	4/23/2008	10	1	10	ND	µg/Kg	R16089
1,2,3-Trichlorobenzene	SW8260B	4/23/2008	10	1	10	ND	µg/Kg	R16089
1,2,3-Trichloropropane	SW8260B	4/23/2008	10	1	10	ND	µg/Kg	R16089
1,2,4-Trichlorobenzene	SW8260B	4/23/2008	10	1	10	ND	µg/Kg	R16089
1,2,4-Trimethylbenzene	SW8260B	4/23/2008	10	1	10	ND	µg/Kg	R16089
1,2-Dibromo-3-chloropropane	SW8260B	4/23/2008	10	1	10	ND	µg/Kg	R16089
1,2-Dibromoethane (EDB)	SW8260B	4/23/2008	10	1	10	ND	µg/Kg	R16089
1,2-Dichlorobenzene	SW8260B	4/23/2008	10	1	10	ND	µg/Kg	R16089
1,2-Dichloroethane (EDC)	SW8260B	4/23/2008	10	1	10	ND	µg/Kg	R16089
1,2-Dichloropropane	SW8260B	4/23/2008	10	1	10	ND	µg/Kg	R16089
1,3,5-Trimethylbenzene	SW8260B	4/23/2008	10	1	10	ND	µg/Kg	R16089
1,3-Dichlorobenzene	SW8260B	4/23/2008	10	1	10	ND	µg/Kg	R16089
1,4-Dichlorobenzene	SW8260B	4/23/2008	10	1	10	ND	µg/Kg	R16089
2,2-Dichloropropane	SW8260B	4/23/2008	10	1	10	ND	µg/Kg	R16089
2-Chloroethyl vinyl ether	SW8260B	4/23/2008	10	1	10	ND	µg/Kg	R16089
2-Chlorotoluene	SW8260B	4/23/2008	10	1	10	ND	µg/Kg	R16089
4-Chlorotoluene	SW8260B	4/23/2008	10	1	10	ND	µg/Kg	R16089
4-Isopropyltoluene	SW8260B	4/23/2008	10	1	10	ND	µg/Kg	R16089
Benzene	SW8260B	4/23/2008	10	1	10	ND	µg/Kg	R16089
Bromobenzene	SW8260B	4/23/2008	10	1	10	ND	µg/Kg	R16089
Bromochloromethane	SW8260B	4/23/2008	10	1	10	ND	µg/Kg	R16089
Bromodichloromethane	SW8260B	4/23/2008	10	1	10	ND	µg/Kg	R16089
Bromoform	SW8260B	4/23/2008	10	1	10	ND	µg/Kg	R16089
Bromomethane	SW8260B	4/23/2008	10	1	10	ND	µg/Kg	R16089
Carbon tetrachloride	SW8260B	4/23/2008	10	1	10	ND	µg/Kg	R16089
Chlorobenzene	SW8260B	4/23/2008	10	1	10	ND	µg/Kg	R16089
Chloroform	SW8260B	4/23/2008	10	1	10	ND	µg/Kg	R16089
Chloromethane	SW8260B	4/23/2008	10	1	10	ND	µg/Kg	R16089
cis-1,2-Dichloroethene	SW8260B	4/23/2008	10	1	10	ND	µg/Kg	R16089
cis-1,3-Dichloropropene	SW8260B	4/23/2008	10	1	10	ND	µg/Kg	R16089
Dibromochloromethane	SW8260B	4/23/2008	10	1	10	ND	µg/Kg	R16089
Dibromomethane	SW8260B	4/23/2008	10	1	10	ND	µg/Kg	R16089
Dichlorodifluoromethane	SW8260B	4/23/2008	10	1	10	ND	µg/Kg	R16089
Ethyl tert-butyl ether (ETBE)	SW8260B	4/23/2008	10	1	10	ND	µg/Kg	R16089
Ethylbenzene	SW8260B	4/23/2008	10	1	10	ND	µg/Kg	R16089
Freon-113	SW8260B	4/23/2008	10	1	10	ND	µg/Kg	R16089
Hexachlorobutadiene	SW8260B	4/23/2008	10	1	10	ND	µg/Kg	R16089

Report prepared for: Eric Morita
Treadwell & Rollo(Oakland)

Date Received: 4/18/2008

Date Reported:

Client Sample ID: TR-20-5.0
Sample Location: Alders Property
Sample Matrix: SOIL
Date/Time Sampled 4/17/2008 9:35:00 AM

Lab Sample ID: 0804131-005
Date Prepared: 4/22/2008-4/28/2008

Parameters	Analysis Method	Date Analyzed	RL	Dilution Factor	MRL	Result	Units	Analytical Batch
Isopropyl Ether	SW8260B	4/23/2008	10	1	10	ND	µg/Kg	R16089
Isopropylbenzene	SW8260B	4/23/2008	10	1	10	ND	µg/Kg	R16089
Methyl tert-butyl ether (MTBE)	SW8260B	4/23/2008	10	1	10	ND	µg/Kg	R16089
Methylene chloride	SW8260B	4/23/2008	50	1	50	ND	µg/Kg	R16089
Naphthalene	SW8260B	4/23/2008	20	1	20	ND	µg/Kg	R16089
n-Butylbenzene	SW8260B	4/23/2008	10	1	10	ND	µg/Kg	R16089
n-Propylbenzene	SW8260B	4/23/2008	10	1	10	ND	µg/Kg	R16089
sec-Butylbenzene	SW8260B	4/23/2008	10	1	10	ND	µg/Kg	R16089
Styrene	SW8260B	4/23/2008	10	1	10	ND	µg/Kg	R16089
t-Butyl alcohol (t-Butanol)	SW8260B	4/23/2008	50	1	50	ND	µg/Kg	R16089
tert-Amyl methyl ether (TAME)	SW8260B	4/23/2008	10	1	10	ND	µg/Kg	R16089
tert-Butylbenzene	SW8260B	4/23/2008	10	1	10	ND	µg/Kg	R16089
Tetrachloroethene	SW8260B	4/23/2008	10	1	10	ND	µg/Kg	R16089
Toluene	SW8260B	4/23/2008	10	1	10	ND	µg/Kg	R16089
trans-1,2-Dichloroethene	SW8260B	4/23/2008	10	1	10	ND	µg/Kg	R16089
trans-1,3-Dichloropropene	SW8260B	4/23/2008	10	1	10	ND	µg/Kg	R16089
Trichloroethene	SW8260B	4/23/2008	10	1	10	ND	µg/Kg	R16089
Trichlorofluoromethane	SW8260B	4/23/2008	10	1	10	ND	µg/Kg	R16089
Vinyl chloride	SW8260B	4/23/2008	10	1	10	ND	µg/Kg	R16089
Xylenes, Total	SW8260B	4/23/2008	15	1	15	ND	µg/Kg	R16089
Surr: 4-Bromofluorobenzene	SW8260B	4/23/2008	0	1	55.8-141	113	%REC	R16089
Surr: Dibromofluoromethane	SW8260B	4/23/2008	0	1	59.8-148	115	%REC	R16089
Surr: Toluene-d8	SW8260B	4/23/2008	0	1	55.2-133	91.5	%REC	R16089

Report prepared for: Eric Morita
Treadwell & Rollo(Oakland)

Date Received: 4/18/2008

Date Reported:

Client Sample ID: TR-20-10.0
Sample Location: Alders Property
Sample Matrix: SOIL
Date/Time Sampled 4/17/2008 9:40:00 AM

Lab Sample ID: 0804131-006

Date Prepared: 4/21/2008

Parameters	Analysis Method	Date Analyzed	RL	Dilution Factor	MRL	Result	Units	Analytical Batch
Arsenic	SW6010B	4/22/2008	1.7	1	1.7	8.9	mg/Kg	4309
Barium	SW6010B	4/22/2008	5	1	5.0	120	mg/Kg	4309
Cadmium	SW6010B	4/22/2008	1	1	1.0	ND	mg/Kg	4309
Chromium	SW6010B	4/22/2008	5	1	5.0	23	mg/Kg	4309
Lead	SW6010B	4/22/2008	1	1	1.0	5.7	mg/Kg	4309
Selenium	SW6010B	4/22/2008	5	1	5.0	ND	mg/Kg	4309
Silver	SW6010B	4/22/2008	1	1	1.0	ND	mg/Kg	4309
Mercury	SW7471A	4/22/2008	0.1	1	0.10	0.10	mg/Kg	4305

Client Sample ID: TR-21-2.5
Sample Location: Alders Property
Sample Matrix: SOIL
Date/Time Sampled 4/17/2008 9:50:00 AM

Lab Sample ID: 0804131-007
Date Prepared: 4/21/2008

Parameters	Analysis Method	Date Analyzed	RL	Dilution Factor	MRL	Result	Units	Analytical Batch
Antimony	SW6010B	4/22/2008	5	1	5.0	ND	mg/Kg	4309
Arsenic	SW6010B	4/22/2008	1.7	1	1.7	2.6	mg/Kg	4309
Barium	SW6010B	4/22/2008	5	1	5.0	140	mg/Kg	4309
Beryllium	SW6010B	4/22/2008	2	1	2.0	ND	mg/Kg	4309
Cadmium	SW6010B	4/22/2008	1	1	1.0	ND	mg/Kg	4309
Chromium	SW6010B	4/22/2008	5	1	5.0	17	mg/Kg	4309
Cobalt	SW6010B	4/22/2008	5	1	5.0	ND	mg/Kg	4309
Copper	SW6010B	4/22/2008	5	1	5.0	31	mg/Kg	4309
Lead	SW6010B	4/22/2008	1	1	1.0	120	mg/Kg	4309
Molybdenum	SW6010B	4/22/2008	5	1	5.0	ND	mg/Kg	4309
Nickel	SW6010B	4/22/2008	5	1	5.0	29	mg/Kg	4309
Selenium	SW6010B	4/22/2008	5	1	5.0	ND	mg/Kg	4309
Silver	SW6010B	4/22/2008	1	1	1.0	ND	mg/Kg	4309
Thallium	SW6010B	4/22/2008	5	1	5.0	ND	mg/Kg	4309
Vanadium	SW6010B	4/22/2008	5	1	5.0	22	mg/Kg	4309
Zinc	SW6010B	4/22/2008	5	1	5.0	820	mg/Kg	4309
Mercury	SW7471A	4/22/2008	0.1	1	0.10	0.14	mg/Kg	4305
TPH (Diesel-SG)	SW8015B	4/24/2008	2	25	50.0	899x	mg/Kg	R16042
TPH (Motor Oil-SG)	SW8015B	4/24/2008	4	25	100	1260x	mg/Kg	R16042
Surr: Pentacosane	SW8015B	4/24/2008	0	25	28-125	130	%REC	R16042
Note: Surrogate recoveries fall outside the control limit possibly due to matrix interference. x- Sample chromatogram does not resemble typical diesel or motor oil pattern (discrete hydrocarbon peaks present). Hydrocarbons and hydrocarbon peaks within the diesel range quantitated as diesel; hydrocarbons and hydrocarbon peaks within the motor oil range quantitated as motor oil.								
TPH (Gasoline)	SW8015B	4/29/2008	0.1	1	0.100	1.36x	mg/Kg	R16133
Surr: Trifluorotoluene	SW8015B	4/29/2008	0	1	65-135	65.3	%REC	R16133
Note: x- Not a typical gasoline. Reported value is the result of discrete peak (heavy end) within range quantified as Gasoline (see 8260 results).								
Aroclor 1016	SW8082	4/23/2008	0.1	5	0.500	ND	mg/Kg	R16049
Aroclor 1221	SW8082	4/23/2008	0.2	5	1.00	ND	mg/Kg	R16049
Aroclor 1232	SW8082	4/23/2008	0.1	5	0.500	ND	mg/Kg	R16049
Aroclor 1242	SW8082	4/23/2008	0.1	5	0.500	ND	mg/Kg	R16049
Aroclor 1248	SW8082	4/23/2008	0.1	5	0.500	ND	mg/Kg	R16049
Aroclor 1254	SW8082	4/23/2008	0.1	5	0.500	ND	mg/Kg	R16049
Aroclor 1260	SW8082	4/23/2008	0.1	5	0.500	ND	mg/Kg	R16049
Surr: Decachlorobiphenyl	SW8082	4/23/2008	0	5	63.7-126	109	%REC	R16049
Surr: Tetrachloro-m-xylene	SW8082	4/23/2008	0	5	51.7-128	119	%REC	R16049

Note: Reporting limits increased due to nature of sample matrix.

Client Sample ID: TR-21-2.5
Sample Location: Alders Property
Sample Matrix: SOIL
Date/Time Sampled 4/17/2008 9:50:00 AM

Lab Sample ID: 0804131-007
Date Prepared: 4/21/2008

Parameters	Analysis Method	Date Analyzed	RL	Dilution Factor	MRL	Result	Units	Analytical Batch
1,1,1,2-Tetrachloroethane	SW8260B	4/24/2008	10	100	1000	ND	µg/Kg	R16089
1,1,1-Trichloroethane	SW8260B	4/24/2008	10	100	1000	ND	µg/Kg	R16089
1,1,2,2-Tetrachloroethane	SW8260B	4/24/2008	10	100	1000	ND	µg/Kg	R16089
1,1,2-Trichloroethane	SW8260B	4/24/2008	10	100	1000	ND	µg/Kg	R16089
1,1-Dichloroethane	SW8260B	4/24/2008	10	100	1000	ND	µg/Kg	R16089
1,1-Dichloroethene	SW8260B	4/24/2008	10	100	1000	ND	µg/Kg	R16089
1,1-Dichloropropene	SW8260B	4/24/2008	10	100	1000	ND	µg/Kg	R16089
1,2,3-Trichlorobenzene	SW8260B	4/24/2008	10	100	1000	ND	µg/Kg	R16089
1,2,3-Trichloropropane	SW8260B	4/24/2008	10	100	1000	ND	µg/Kg	R16089
1,2,4-Trichlorobenzene	SW8260B	4/24/2008	10	100	1000	ND	µg/Kg	R16089
1,2,4-Trimethylbenzene	SW8260B	4/24/2008	10	100	1000	ND	µg/Kg	R16089
1,2-Dibromo-3-chloropropane	SW8260B	4/24/2008	10	100	1000	ND	µg/Kg	R16089
1,2-Dibromoethane (EDB)	SW8260B	4/24/2008	10	100	1000	ND	µg/Kg	R16089
1,2-Dichlorobenzene	SW8260B	4/24/2008	10	100	1000	ND	µg/Kg	R16089
1,2-Dichloroethane (EDC)	SW8260B	4/24/2008	10	100	1000	ND	µg/Kg	R16089
1,2-Dichloropropane	SW8260B	4/24/2008	10	100	1000	ND	µg/Kg	R16089
1,3,5-Trimethylbenzene	SW8260B	4/24/2008	10	100	1000	ND	µg/Kg	R16089
1,3-Dichlorobenzene	SW8260B	4/24/2008	10	100	1000	ND	µg/Kg	R16089
1,4-Dichlorobenzene	SW8260B	4/24/2008	10	100	1000	ND	µg/Kg	R16089
2,2-Dichloropropane	SW8260B	4/24/2008	10	100	1000	ND	µg/Kg	R16089
2-Chloroethyl vinyl ether	SW8260B	4/24/2008	10	100	1000	ND	µg/Kg	R16089
2-Chlorotoluene	SW8260B	4/24/2008	10	100	1000	ND	µg/Kg	R16089
4-Chlorotoluene	SW8260B	4/24/2008	10	100	1000	ND	µg/Kg	R16089
4-Isopropyltoluene	SW8260B	4/24/2008	10	100	1000	ND	µg/Kg	R16089
Benzene	SW8260B	4/24/2008	10	100	1000	ND	µg/Kg	R16089
Bromobenzene	SW8260B	4/24/2008	10	100	1000	ND	µg/Kg	R16089
Bromochloromethane	SW8260B	4/24/2008	10	100	1000	ND	µg/Kg	R16089
Bromodichloromethane	SW8260B	4/24/2008	10	100	1000	ND	µg/Kg	R16089
Bromoform	SW8260B	4/24/2008	10	100	1000	ND	µg/Kg	R16089
Bromomethane	SW8260B	4/24/2008	10	100	1000	ND	µg/Kg	R16089
Carbon tetrachloride	SW8260B	4/24/2008	10	100	1000	ND	µg/Kg	R16089
Chlorobenzene	SW8260B	4/24/2008	10	100	1000	ND	µg/Kg	R16089
Chloroform	SW8260B	4/24/2008	10	100	1000	ND	µg/Kg	R16089
Chloromethane	SW8260B	4/24/2008	10	100	1000	ND	µg/Kg	R16089
cis-1,2-Dichloroethene	SW8260B	4/24/2008	10	100	1000	ND	µg/Kg	R16089
cis-1,3-Dichloropropene	SW8260B	4/24/2008	10	100	1000	ND	µg/Kg	R16089
Dibromochloromethane	SW8260B	4/24/2008	10	100	1000	ND	µg/Kg	R16089
Dibromomethane	SW8260B	4/24/2008	10	100	1000	ND	µg/Kg	R16089
Dichlorodifluoromethane	SW8260B	4/24/2008	10	100	1000	ND	µg/Kg	R16089
Ethyl tert-butyl ether (ETBE)	SW8260B	4/24/2008	10	100	1000	ND	µg/Kg	R16089
Ethylbenzene	SW8260B	4/24/2008	10	100	1000	ND	µg/Kg	R16089
Freon-113	SW8260B	4/24/2008	10	100	1000	ND	µg/Kg	R16089
Hexachlorobutadiene	SW8260B	4/24/2008	10	100	1000	ND	µg/Kg	R16089

Client Sample ID: TR-21-2.5
Sample Location: Alders Property
Sample Matrix: SOIL
Date/Time Sampled 4/17/2008 9:50:00 AM

Lab Sample ID: 0804131-007
Date Prepared: 4/21/2008

Parameters	Analysis Method	Date Analyzed	RL	Dilution Factor	MRL	Result	Units	Analytical Batch
Isopropyl Ether	SW8260B	4/24/2008	10	100	1000	ND	µg/Kg	R16089
Isopropylbenzene	SW8260B	4/24/2008	10	100	1000	ND	µg/Kg	R16089
Methyl tert-butyl ether (MTBE)	SW8260B	4/24/2008	10	100	1000	ND	µg/Kg	R16089
Methylene chloride	SW8260B	4/24/2008	50	100	5000	ND	µg/Kg	R16089
Naphthalene	SW8260B	4/24/2008	20	100	2000	20000	µg/Kg	R16089
n-Butylbenzene	SW8260B	4/24/2008	10	100	1000	ND	µg/Kg	R16089
n-Propylbenzene	SW8260B	4/24/2008	10	100	1000	ND	µg/Kg	R16089
sec-Butylbenzene	SW8260B	4/24/2008	10	100	1000	ND	µg/Kg	R16089
Styrene	SW8260B	4/24/2008	10	100	1000	ND	µg/Kg	R16089
t-Butyl alcohol (t-Butanol)	SW8260B	4/24/2008	50	100	5000	ND	µg/Kg	R16089
tert-Amyl methyl ether (TAME)	SW8260B	4/24/2008	10	100	1000	ND	µg/Kg	R16089
tert-Butylbenzene	SW8260B	4/24/2008	10	100	1000	ND	µg/Kg	R16089
Tetrachloroethene	SW8260B	4/24/2008	10	100	1000	ND	µg/Kg	R16089
Toluene	SW8260B	4/24/2008	10	100	1000	ND	µg/Kg	R16089
trans-1,2-Dichloroethene	SW8260B	4/24/2008	10	100	1000	ND	µg/Kg	R16089
trans-1,3-Dichloropropene	SW8260B	4/24/2008	10	100	1000	ND	µg/Kg	R16089
Trichloroethene	SW8260B	4/24/2008	10	100	1000	ND	µg/Kg	R16089
Trichlorofluoromethane	SW8260B	4/24/2008	10	100	1000	ND	µg/Kg	R16089
Vinyl chloride	SW8260B	4/24/2008	10	100	1000	ND	µg/Kg	R16089
Xylenes, Total	SW8260B	4/24/2008	15	100	1500	ND	µg/Kg	R16089
Surr: 4-Bromofluorobenzene	SW8260B	4/24/2008	0	100	55.8-141	108	%REC	R16089
Surr: Dibromofluoromethane	SW8260B	4/24/2008	0	100	59.8-148	97.5	%REC	R16089
Surr: Toluene-d8	SW8260B	4/24/2008	0	100	55.2-133	86.5	%REC	R16089

Client Sample ID: TR-21-2.5
Sample Location: Alders Property
Sample Matrix: SOIL
Date/Time Sampled 4/17/2008 9:50:00 AM

Lab Sample ID: 0804131-007
Date Prepared: 4/21/2008

Parameters	Analysis Method	Date Analyzed	RL	Dilution Factor	MRL	Result	Units	Analytical Batch
1,2,4-Trichlorobenzene	SW8270C	4/23/2008	0.33	500	165	ND	mg/Kg	R16034
1,2-Dichlorobenzene	SW8270C	4/23/2008	0.33	500	165	ND	mg/Kg	R16034
1,3-Dichlorobenzene	SW8270C	4/23/2008	0.33	500	165	ND	mg/Kg	R16034
1,4-Dichlorobenzene	SW8270C	4/23/2008	0.33	500	165	ND	mg/Kg	R16034
2,4,5-Trichlorophenol	SW8270C	4/23/2008	0.33	500	165	ND	mg/Kg	R16034
2,4,6-Trichlorophenol	SW8270C	4/23/2008	0.33	500	165	ND	mg/Kg	R16034
2,4-Dichlorophenol	SW8270C	4/23/2008	0.33	500	165	ND	mg/Kg	R16034
2,4-Dimethylphenol	SW8270C	4/23/2008	0.66	500	330	ND	mg/Kg	R16034
2,4-Dinitrophenol	SW8270C	4/23/2008	1.7	500	850	ND	mg/Kg	R16034
2,4-Dinitrotoluene	SW8270C	4/23/2008	0.33	500	165	ND	mg/Kg	R16034
2,6-Dinitrotoluene	SW8270C	4/23/2008	0.33	500	165	ND	mg/Kg	R16034
2-Chloronaphthalene	SW8270C	4/23/2008	0.33	500	165	ND	mg/Kg	R16034
2-Chlorophenol	SW8270C	4/23/2008	0.33	500	165	ND	mg/Kg	R16034
2-Methylnaphthalene	SW8270C	4/23/2008	0.33	500	165	ND	mg/Kg	R16034
2-Methylphenol	SW8270C	4/23/2008	0.33	500	165	ND	mg/Kg	R16034
2-Nitroaniline	SW8270C	4/23/2008	0.33	500	165	ND	mg/Kg	R16034
2-Nitrophenol	SW8270C	4/23/2008	0.66	500	330	ND	mg/Kg	R16034
3,3'-Dichlorobenzidine	SW8270C	4/23/2008	1.7	500	850	ND	mg/Kg	R16034
3-Methylphenol	SW8270C	4/23/2008	0.33	500	165	ND	mg/Kg	R16034
3-Nitroaniline	SW8270C	4/23/2008	0.33	500	165	ND	mg/Kg	R16034
4,6-Dinitro-2-methylphenol	SW8270C	4/23/2008	0.33	500	165	ND	mg/Kg	R16034
4-Bromophenyl phenyl ether	SW8270C	4/23/2008	0.33	500	165	ND	mg/Kg	R16034
4-Chloro-3-methylphenol	SW8270C	4/23/2008	0.33	500	165	ND	mg/Kg	R16034
4-Chloroaniline	SW8270C	4/23/2008	0.33	500	165	ND	mg/Kg	R16034
4-Chlorophenyl phenyl ether	SW8270C	4/23/2008	0.33	500	165	ND	mg/Kg	R16034
4-Methylphenol	SW8270C	4/23/2008	0.33	500	165	ND	mg/Kg	R16034
4-Nitroaniline	SW8270C	4/23/2008	0.33	500	165	ND	mg/Kg	R16034
4-Nitrophenol	SW8270C	4/23/2008	0.33	500	165	ND	mg/Kg	R16034
Acenaphthene	SW8270C	4/23/2008	0.33	500	165	ND	mg/Kg	R16034
Acenaphthylene	SW8270C	4/23/2008	0.33	500	165	ND	mg/Kg	R16034
Aniline	SW8270C	4/23/2008	0.33	500	165	ND	mg/Kg	R16034
Anthracene	SW8270C	4/23/2008	0.33	500	165	ND	mg/Kg	R16034
Benz(a)anthracene	SW8270C	4/23/2008	0.33	500	165	182	mg/Kg	R16034
Benzidine	SW8270C	4/23/2008	3.3	500	1650	ND	mg/Kg	R16034
Benzo(g,h,i)perylene	SW8270C	4/23/2008	0.33	500	165	ND	mg/Kg	R16034
Benzo[a]pyrene	SW8270C	4/23/2008	0.33	500	165	316	mg/Kg	R16034
Benzo[b]fluoranthene	SW8270C	4/23/2008	0.33	500	165	399	mg/Kg	R16034
Benzo[k]fluoranthene	SW8270C	4/23/2008	0.33	500	165	ND	mg/Kg	R16034
Benzoic acid	SW8270C	4/23/2008	6.66	500	3330	ND	mg/Kg	R16034
Benzyl alcohol	SW8270C	4/23/2008	6.66	500	3330	ND	mg/Kg	R16034
Bis(2-chloroethoxy)methane	SW8270C	4/23/2008	0.33	500	165	ND	mg/Kg	R16034
Bis(2-chloroethyl)ether	SW8270C	4/23/2008	0.33	500	165	ND	mg/Kg	R16034
Bis(2-chloroisopropyl)ether	SW8270C	4/23/2008	0.33	500	165	ND	mg/Kg	R16034

Client Sample ID: TR-21-2.5
Sample Location: Alders Property
Sample Matrix: SOIL
Date/Time Sampled 4/17/2008 9:50:00 AM

Lab Sample ID: 0804131-007
Date Prepared: 4/21/2008

Parameters	Analysis Method	Date Analyzed	RL	Dilution Factor	MRL	Result	Units	Analytical Batch
Bis(2-ethylhexyl)phthalate	SW8270C	4/23/2008	3.3	500	1650	ND	mg/Kg	R16034
Butyl benzyl phthalate	SW8270C	4/23/2008	0.33	500	165	ND	mg/Kg	R16034
Chrysene	SW8270C	4/23/2008	0.66	500	330	ND	mg/Kg	R16034
Dibenz(a,h)anthracene	SW8270C	4/23/2008	0.33	500	165	ND	mg/Kg	R16034
Dibenzofuran	SW8270C	4/23/2008	0.33	500	165	ND	mg/Kg	R16034
Diethyl phthalate	SW8270C	4/23/2008	3.3	500	1650	ND	mg/Kg	R16034
Dimethyl phthalate	SW8270C	4/23/2008	3.3	500	1650	ND	mg/Kg	R16034
Di-n-butyl phthalate	SW8270C	4/23/2008	3.3	500	1650	ND	mg/Kg	R16034
Di-n-octyl phthalate	SW8270C	4/23/2008	0.33	500	165	ND	mg/Kg	R16034
Fluoranthene	SW8270C	4/23/2008	0.33	500	165	831	mg/Kg	R16034
Fluorene	SW8270C	4/23/2008	0.33	500	165	ND	mg/Kg	R16034
Hexachlorobenzene	SW8270C	4/23/2008	0.33	500	165	ND	mg/Kg	R16034
Hexachlorobutadiene	SW8270C	4/23/2008	0.33	500	165	ND	mg/Kg	R16034
Hexachlorocyclopentadiene	SW8270C	4/23/2008	0.33	500	165	ND	mg/Kg	R16034
Hexachloroethane	SW8270C	4/23/2008	0.33	500	165	ND	mg/Kg	R16034
Indeno(1,2,3-cd)pyrene	SW8270C	4/23/2008	0.33	500	165	ND	mg/Kg	R16034
Isophorone	SW8270C	4/23/2008	0.33	500	165	ND	mg/Kg	R16034
Naphthalene	SW8270C	4/23/2008	0.33	500	165	308	mg/Kg	R16034
Nitrobenzene	SW8270C	4/23/2008	0.33	500	165	ND	mg/Kg	R16034
N-Nitrosodimethylamine	SW8270C	4/23/2008	0.33	500	165	ND	mg/Kg	R16034
N-Nitrosodi-n-propylamine	SW8270C	4/23/2008	0.33	500	165	ND	mg/Kg	R16034
N-Nitrosodiphenylamine	SW8270C	4/23/2008	0.33	500	165	ND	mg/Kg	R16034
Pentachlorophenol	SW8270C	4/23/2008	0.33	500	165	ND	mg/Kg	R16034
Phenanthrene	SW8270C	4/23/2008	0.33	500	165	663	mg/Kg	R16034
Phenol	SW8270C	4/23/2008	0.33	500	165	ND	mg/Kg	R16034
Pyrene	SW8270C	4/23/2008	0.33	500	165	1190	mg/Kg	R16034
Surr: 2,4,6-Tribromophenol	SW8270C	4/23/2008	0	500	16.5-114	D	%REC	R16034
Surr: 2-Fluorobiphenyl	SW8270C	4/23/2008	0	500	24.1-85.6	D	%REC	R16034
Surr: 2-Fluorophenol	SW8270C	4/23/2008	0	500	30.3-76.6	D	%REC	R16034
Surr: Nitrobenzene-d5	SW8270C	4/23/2008	0	500	29.4-78.2	D	%REC	R16034
Surr: Phenol-d6	SW8270C	4/23/2008	0	500	28.7-84.7	D	%REC	R16034
Surr: p-Terphenyl-d14	SW8270C	4/23/2008	0	500	37.9-127	D	%REC	R16034

Note: Reporting limits increased due to the nature of the sample matrix (viscous and dark color extract). Surrogates diluted out.

Report prepared for: Eric Morita
Treadwell & Rollo(Oakland)

Date Received: 4/18/2008

Date Reported:

Client Sample ID: TR-21-5.0
Sample Location: Alders Property
Sample Matrix: SOIL
Date/Time Sampled 4/17/2008 9:55:00 AM

Lab Sample ID: 0804131-008
Date Prepared: 4/22/2008-4/28/2008

Parameters	Analysis Method	Date Analyzed	RL	Dilution Factor	MRL	Result	Units	Analytical Batch
TPH (Diesel-SG)	SW8015B	4/24/2008	2	1	2.00	ND	mg/Kg	R16042
TPH (Motor Oil-SG)	SW8015B	4/24/2008	4	1	4.00	4.15	mg/Kg	R16042
Surr: Pentacosane	SW8015B	4/24/2008	0	1	28-125	87.6	%REC	R16042
TPH (Gasoline)	SW8015B	4/28/2008	0.1	1	0.100	ND	mg/Kg	R16133
Surr: Trifluorotoluene	SW8015B	4/28/2008	0	1	65-135	90.6	%REC	R16133

Client Sample ID: TR-21-5.0
Sample Location: Alders Property
Sample Matrix: SOIL
Date/Time Sampled 4/17/2008 9:55:00 AM

Lab Sample ID: 0804131-008
Date Prepared: 4/22/2008-4/28/2008

Parameters	Analysis Method	Date Analyzed	RL	Dilution Factor	MRL	Result	Units	Analytical Batch
1,1,1,2-Tetrachloroethane	SW8260B	4/25/2008	10	1	10	ND	µg/Kg	R16111
1,1,1-Trichloroethane	SW8260B	4/25/2008	10	1	10	ND	µg/Kg	R16111
1,1,2,2-Tetrachloroethane	SW8260B	4/25/2008	10	1	10	ND	µg/Kg	R16111
1,1,2-Trichloroethane	SW8260B	4/25/2008	10	1	10	ND	µg/Kg	R16111
1,1-Dichloroethane	SW8260B	4/25/2008	10	1	10	ND	µg/Kg	R16111
1,1-Dichloroethene	SW8260B	4/25/2008	10	1	10	ND	µg/Kg	R16111
1,1-Dichloropropene	SW8260B	4/25/2008	10	1	10	ND	µg/Kg	R16111
1,2,3-Trichlorobenzene	SW8260B	4/25/2008	10	1	10	ND	µg/Kg	R16111
1,2,3-Trichloropropane	SW8260B	4/25/2008	10	1	10	ND	µg/Kg	R16111
1,2,4-Trichlorobenzene	SW8260B	4/25/2008	10	1	10	ND	µg/Kg	R16111
1,2,4-Trimethylbenzene	SW8260B	4/25/2008	10	1	10	ND	µg/Kg	R16111
1,2-Dibromo-3-chloropropane	SW8260B	4/25/2008	10	1	10	ND	µg/Kg	R16111
1,2-Dibromoethane (EDB)	SW8260B	4/25/2008	10	1	10	ND	µg/Kg	R16111
1,2-Dichlorobenzene	SW8260B	4/25/2008	10	1	10	ND	µg/Kg	R16111
1,2-Dichloroethane (EDC)	SW8260B	4/25/2008	10	1	10	ND	µg/Kg	R16111
1,2-Dichloropropane	SW8260B	4/25/2008	10	1	10	ND	µg/Kg	R16111
1,3,5-Trimethylbenzene	SW8260B	4/25/2008	10	1	10	ND	µg/Kg	R16111
1,3-Dichlorobenzene	SW8260B	4/25/2008	10	1	10	ND	µg/Kg	R16111
1,4-Dichlorobenzene	SW8260B	4/25/2008	10	1	10	ND	µg/Kg	R16111
2,2-Dichloropropane	SW8260B	4/25/2008	10	1	10	ND	µg/Kg	R16111
2-Chloroethyl vinyl ether	SW8260B	4/25/2008	10	1	10	ND	µg/Kg	R16111
2-Chlorotoluene	SW8260B	4/25/2008	10	1	10	ND	µg/Kg	R16111
4-Chlorotoluene	SW8260B	4/25/2008	10	1	10	ND	µg/Kg	R16111
4-Isopropyltoluene	SW8260B	4/25/2008	10	1	10	ND	µg/Kg	R16111
Benzene	SW8260B	4/25/2008	10	1	10	ND	µg/Kg	R16111
Bromobenzene	SW8260B	4/25/2008	10	1	10	ND	µg/Kg	R16111
Bromochloromethane	SW8260B	4/25/2008	10	1	10	ND	µg/Kg	R16111
Bromodichloromethane	SW8260B	4/25/2008	10	1	10	ND	µg/Kg	R16111
Bromoform	SW8260B	4/25/2008	10	1	10	ND	µg/Kg	R16111
Bromomethane	SW8260B	4/25/2008	10	1	10	ND	µg/Kg	R16111
Carbon tetrachloride	SW8260B	4/25/2008	10	1	10	ND	µg/Kg	R16111
Chlorobenzene	SW8260B	4/25/2008	10	1	10	ND	µg/Kg	R16111
Chloroform	SW8260B	4/25/2008	10	1	10	ND	µg/Kg	R16111
Chloromethane	SW8260B	4/25/2008	10	1	10	ND	µg/Kg	R16111
cis-1,2-Dichloroethene	SW8260B	4/25/2008	10	1	10	ND	µg/Kg	R16111
cis-1,3-Dichloropropene	SW8260B	4/25/2008	10	1	10	ND	µg/Kg	R16111
Dibromochloromethane	SW8260B	4/25/2008	10	1	10	ND	µg/Kg	R16111
Dibromomethane	SW8260B	4/25/2008	10	1	10	ND	µg/Kg	R16111
Dichlorodifluoromethane	SW8260B	4/25/2008	10	1	10	ND	µg/Kg	R16111
Ethyl tert-butyl ether (ETBE)	SW8260B	4/25/2008	10	1	10	ND	µg/Kg	R16111
Ethylbenzene	SW8260B	4/25/2008	10	1	10	ND	µg/Kg	R16111
Freon-113	SW8260B	4/25/2008	10	1	10	ND	µg/Kg	R16111
Hexachlorobutadiene	SW8260B	4/25/2008	10	1	10	ND	µg/Kg	R16111

Client Sample ID: TR-21-5.0
Sample Location: Alders Property
Sample Matrix: SOIL
Date/Time Sampled 4/17/2008 9:55:00 AM

Lab Sample ID: 0804131-008
Date Prepared: 4/22/2008-4/28/2008

Parameters	Analysis Method	Date Analyzed	RL	Dilution Factor	MRL	Result	Units	Analytical Batch
Isopropyl Ether	SW8260B	4/25/2008	10	1	10	ND	µg/Kg	R16111
Isopropylbenzene	SW8260B	4/25/2008	10	1	10	ND	µg/Kg	R16111
Methyl tert-butyl ether (MTBE)	SW8260B	4/25/2008	10	1	10	ND	µg/Kg	R16111
Methylene chloride	SW8260B	4/25/2008	50	1	50	ND	µg/Kg	R16111
Naphthalene	SW8260B	4/25/2008	20	1	20	ND	µg/Kg	R16111
n-Butylbenzene	SW8260B	4/25/2008	10	1	10	ND	µg/Kg	R16111
n-Propylbenzene	SW8260B	4/25/2008	10	1	10	ND	µg/Kg	R16111
sec-Butylbenzene	SW8260B	4/25/2008	10	1	10	ND	µg/Kg	R16111
Styrene	SW8260B	4/25/2008	10	1	10	ND	µg/Kg	R16111
t-Butyl alcohol (t-Butanol)	SW8260B	4/25/2008	50	1	50	ND	µg/Kg	R16111
tert-Amyl methyl ether (TAME)	SW8260B	4/25/2008	10	1	10	ND	µg/Kg	R16111
tert-Butylbenzene	SW8260B	4/25/2008	10	1	10	ND	µg/Kg	R16111
Tetrachloroethene	SW8260B	4/25/2008	10	1	10	ND	µg/Kg	R16111
Toluene	SW8260B	4/25/2008	10	1	10	ND	µg/Kg	R16111
trans-1,2-Dichloroethene	SW8260B	4/25/2008	10	1	10	ND	µg/Kg	R16111
trans-1,3-Dichloropropene	SW8260B	4/25/2008	10	1	10	ND	µg/Kg	R16111
Trichloroethene	SW8260B	4/25/2008	10	1	10	ND	µg/Kg	R16111
Trichlorofluoromethane	SW8260B	4/25/2008	10	1	10	ND	µg/Kg	R16111
Vinyl chloride	SW8260B	4/25/2008	10	1	10	ND	µg/Kg	R16111
Xylenes, Total	SW8260B	4/25/2008	15	1	15	ND	µg/Kg	R16111
Surr: 4-Bromofluorobenzene	SW8260B	4/25/2008	0	1	55.8-141	111	%REC	R16111
Surr: Dibromofluoromethane	SW8260B	4/25/2008	0	1	59.8-148	111	%REC	R16111
Surr: Toluene-d8	SW8260B	4/25/2008	0	1	55.2-133	96.8	%REC	R16111

Report prepared for: Eric Morita
Treadwell & Rollo(Oakland)

Date Received: 4/18/2008

Date Reported:

Client Sample ID: TR-21-10.0
Sample Location: Alders Property
Sample Matrix: SOIL
Date/Time Sampled 4/17/2008 10:00:00 AM

Lab Sample ID: 0804131-009

Date Prepared: 4/21/2008

Parameters	Analysis Method	Date Analyzed	RL	Dilution Factor	MRL	Result	Units	Analytical Batch
Arsenic	SW6010B	4/22/2008	1.7	1	1.7	12	mg/Kg	4309
Barium	SW6010B	4/22/2008	5	1	5.0	160	mg/Kg	4309
Cadmium	SW6010B	4/22/2008	1	1	1.0	ND	mg/Kg	4309
Chromium	SW6010B	4/22/2008	5	1	5.0	18	mg/Kg	4309
Lead	SW6010B	4/22/2008	1	1	1.0	6.8	mg/Kg	4309
Selenium	SW6010B	4/22/2008	5	1	5.0	ND	mg/Kg	4309
Silver	SW6010B	4/22/2008	1	1	1.0	ND	mg/Kg	4309
Mercury	SW7471A	4/22/2008	0.1	1	0.10	ND	mg/Kg	4305

Client Sample ID: TR-22-2.5
Sample Location: Alders Property
Sample Matrix: SOIL
Date/Time Sampled 4/17/2008 10:15:00 AM

Lab Sample ID: 0804131-010
Date Prepared: 4/21/2008

Parameters	Analysis Method	Date Analyzed	RL	Dilution Factor	MRL	Result	Units	Analytical Batch
Antimony	SW6010B	4/22/2008	5	1	5.0	ND	mg/Kg	4309
Arsenic	SW6010B	4/22/2008	1.7	1	1.7	3.5	mg/Kg	4309
Barium	SW6010B	4/22/2008	5	1	5.0	240	mg/Kg	4309
Beryllium	SW6010B	4/22/2008	2	1	2.0	ND	mg/Kg	4309
Cadmium	SW6010B	4/22/2008	1	1	1.0	ND	mg/Kg	4309
Chromium	SW6010B	4/22/2008	5	1	5.0	29	mg/Kg	4309
Cobalt	SW6010B	4/22/2008	5	1	5.0	15	mg/Kg	4309
Copper	SW6010B	4/22/2008	5	1	5.0	20	mg/Kg	4309
Lead	SW6010B	4/22/2008	1	1	1.0	15	mg/Kg	4309
Molybdenum	SW6010B	4/22/2008	5	1	5.0	ND	mg/Kg	4309
Nickel	SW6010B	4/22/2008	5	1	5.0	42	mg/Kg	4309
Selenium	SW6010B	4/22/2008	5	1	5.0	ND	mg/Kg	4309
Silver	SW6010B	4/22/2008	1	1	1.0	ND	mg/Kg	4309
Thallium	SW6010B	4/22/2008	5	1	5.0	ND	mg/Kg	4309
Vanadium	SW6010B	4/22/2008	5	1	5.0	37	mg/Kg	4309
Zinc	SW6010B	4/22/2008	5	1	5.0	69	mg/Kg	4309
Mercury	SW7471A	4/22/2008	0.1	1	0.10	0.11	mg/Kg	4305
TPH (Diesel-SG)	SW8015B	4/24/2008	2	10	20.0	248x	mg/Kg	R16042
TPH (Motor Oil-SG)	SW8015B	4/24/2008	4	10	40.0	485x	mg/Kg	R16042
Surr: Pentacosane	SW8015B	4/24/2008	0	10	28-125	103	%REC	R16042
Note: x- Sample chromatogram does not resemble typical diesel or motor oil pattern (discrete hydrocarbon peaks present). Hydrocarbons and hydrocarbon peaks within the diesel range quantitated as diesel; hydrocarbons and hydrocarbon peaks within the motor oil range quantitated as motor oil.								
TPH (Gasoline)	SW8015B	4/28/2008	0.1	1	0.100	ND	mg/Kg	R16133
Surr: Trifluorotoluene	SW8015B	4/28/2008	0	1	65-135	73.0	%REC	R16133
Aroclor 1016	SW8082	4/23/2008	0.1	1	0.100	ND	mg/Kg	R16049
Aroclor 1221	SW8082	4/23/2008	0.2	1	0.200	ND	mg/Kg	R16049
Aroclor 1232	SW8082	4/23/2008	0.1	1	0.100	ND	mg/Kg	R16049
Aroclor 1242	SW8082	4/23/2008	0.1	1	0.100	ND	mg/Kg	R16049
Aroclor 1248	SW8082	4/23/2008	0.1	1	0.100	ND	mg/Kg	R16049
Aroclor 1254	SW8082	4/23/2008	0.1	1	0.100	ND	mg/Kg	R16049
Aroclor 1260	SW8082	4/23/2008	0.1	1	0.100	ND	mg/Kg	R16049
Surr: Decachlorobiphenyl	SW8082	4/23/2008	0	1	63.7-126	89.4	%REC	R16049
Surr: Tetrachloro-m-xylene	SW8082	4/23/2008	0	1	51.7-128	85.2	%REC	R16049

Client Sample ID: TR-22-2.5
Sample Location: Alders Property
Sample Matrix: SOIL
Date/Time Sampled 4/17/2008 10:15:00 AM

Lab Sample ID: 0804131-010
Date Prepared: 4/21/2008

Parameters	Analysis Method	Date Analyzed	RL	Dilution Factor	MRL	Result	Units	Analytical Batch
1,1,1,2-Tetrachloroethane	SW8260B	4/24/2008	10	1	10	ND	µg/Kg	R16089
1,1,1-Trichloroethane	SW8260B	4/24/2008	10	1	10	ND	µg/Kg	R16089
1,1,2,2-Tetrachloroethane	SW8260B	4/24/2008	10	1	10	ND	µg/Kg	R16089
1,1,2-Trichloroethane	SW8260B	4/24/2008	10	1	10	ND	µg/Kg	R16089
1,1-Dichloroethane	SW8260B	4/24/2008	10	1	10	ND	µg/Kg	R16089
1,1-Dichloroethene	SW8260B	4/24/2008	10	1	10	ND	µg/Kg	R16089
1,1-Dichloropropene	SW8260B	4/24/2008	10	1	10	ND	µg/Kg	R16089
1,2,3-Trichlorobenzene	SW8260B	4/24/2008	10	1	10	ND	µg/Kg	R16089
1,2,3-Trichloropropane	SW8260B	4/24/2008	10	1	10	ND	µg/Kg	R16089
1,2,4-Trichlorobenzene	SW8260B	4/24/2008	10	1	10	ND	µg/Kg	R16089
1,2,4-Trimethylbenzene	SW8260B	4/24/2008	10	1	10	ND	µg/Kg	R16089
1,2-Dibromo-3-chloropropane	SW8260B	4/24/2008	10	1	10	ND	µg/Kg	R16089
1,2-Dibromoethane (EDB)	SW8260B	4/24/2008	10	1	10	ND	µg/Kg	R16089
1,2-Dichlorobenzene	SW8260B	4/24/2008	10	1	10	ND	µg/Kg	R16089
1,2-Dichloroethane (EDC)	SW8260B	4/24/2008	10	1	10	ND	µg/Kg	R16089
1,2-Dichloropropane	SW8260B	4/24/2008	10	1	10	ND	µg/Kg	R16089
1,3,5-Trimethylbenzene	SW8260B	4/24/2008	10	1	10	ND	µg/Kg	R16089
1,3-Dichlorobenzene	SW8260B	4/24/2008	10	1	10	ND	µg/Kg	R16089
1,4-Dichlorobenzene	SW8260B	4/24/2008	10	1	10	ND	µg/Kg	R16089
2,2-Dichloropropane	SW8260B	4/24/2008	10	1	10	ND	µg/Kg	R16089
2-Chloroethyl vinyl ether	SW8260B	4/24/2008	10	1	10	ND	µg/Kg	R16089
2-Chlorotoluene	SW8260B	4/24/2008	10	1	10	ND	µg/Kg	R16089
4-Chlorotoluene	SW8260B	4/24/2008	10	1	10	ND	µg/Kg	R16089
4-Isopropyltoluene	SW8260B	4/24/2008	10	1	10	ND	µg/Kg	R16089
Benzene	SW8260B	4/24/2008	10	1	10	ND	µg/Kg	R16089
Bromobenzene	SW8260B	4/24/2008	10	1	10	ND	µg/Kg	R16089
Bromochloromethane	SW8260B	4/24/2008	10	1	10	ND	µg/Kg	R16089
Bromodichloromethane	SW8260B	4/24/2008	10	1	10	ND	µg/Kg	R16089
Bromoform	SW8260B	4/24/2008	10	1	10	ND	µg/Kg	R16089
Bromomethane	SW8260B	4/24/2008	10	1	10	ND	µg/Kg	R16089
Carbon tetrachloride	SW8260B	4/24/2008	10	1	10	ND	µg/Kg	R16089
Chlorobenzene	SW8260B	4/24/2008	10	1	10	ND	µg/Kg	R16089
Chloroform	SW8260B	4/24/2008	10	1	10	ND	µg/Kg	R16089
Chloromethane	SW8260B	4/24/2008	10	1	10	ND	µg/Kg	R16089
cis-1,2-Dichloroethene	SW8260B	4/24/2008	10	1	10	ND	µg/Kg	R16089
cis-1,3-Dichloropropene	SW8260B	4/24/2008	10	1	10	ND	µg/Kg	R16089
Dibromochloromethane	SW8260B	4/24/2008	10	1	10	ND	µg/Kg	R16089
Dibromomethane	SW8260B	4/24/2008	10	1	10	ND	µg/Kg	R16089
Dichlorodifluoromethane	SW8260B	4/24/2008	10	1	10	ND	µg/Kg	R16089
Ethyl tert-butyl ether (ETBE)	SW8260B	4/24/2008	10	1	10	ND	µg/Kg	R16089
Ethylbenzene	SW8260B	4/24/2008	10	1	10	ND	µg/Kg	R16089
Freon-113	SW8260B	4/24/2008	10	1	10	ND	µg/Kg	R16089
Hexachlorobutadiene	SW8260B	4/24/2008	10	1	10	ND	µg/Kg	R16089

Client Sample ID: TR-22-2.5
Sample Location: Alders Property
Sample Matrix: SOIL
Date/Time Sampled 4/17/2008 10:15:00 AM

Lab Sample ID: 0804131-010
Date Prepared: 4/21/2008

Parameters	Analysis Method	Date Analyzed	RL	Dilution Factor	MRL	Result	Units	Analytical Batch
Isopropyl Ether	SW8260B	4/24/2008	10	1	10	ND	µg/Kg	R16089
Isopropylbenzene	SW8260B	4/24/2008	10	1	10	ND	µg/Kg	R16089
Methyl tert-butyl ether (MTBE)	SW8260B	4/24/2008	10	1	10	ND	µg/Kg	R16089
Methylene chloride	SW8260B	4/24/2008	50	1	50	ND	µg/Kg	R16089
Naphthalene	SW8260B	4/24/2008	20	1	20	76	µg/Kg	R16089
n-Butylbenzene	SW8260B	4/24/2008	10	1	10	ND	µg/Kg	R16089
n-Propylbenzene	SW8260B	4/24/2008	10	1	10	ND	µg/Kg	R16089
sec-Butylbenzene	SW8260B	4/24/2008	10	1	10	ND	µg/Kg	R16089
Styrene	SW8260B	4/24/2008	10	1	10	ND	µg/Kg	R16089
t-Butyl alcohol (t-Butanol)	SW8260B	4/24/2008	50	1	50	ND	µg/Kg	R16089
tert-Amyl methyl ether (TAME)	SW8260B	4/24/2008	10	1	10	ND	µg/Kg	R16089
tert-Butylbenzene	SW8260B	4/24/2008	10	1	10	ND	µg/Kg	R16089
Tetrachloroethene	SW8260B	4/24/2008	10	1	10	ND	µg/Kg	R16089
Toluene	SW8260B	4/24/2008	10	1	10	ND	µg/Kg	R16089
trans-1,2-Dichloroethene	SW8260B	4/24/2008	10	1	10	ND	µg/Kg	R16089
trans-1,3-Dichloropropene	SW8260B	4/24/2008	10	1	10	ND	µg/Kg	R16089
Trichloroethene	SW8260B	4/24/2008	10	1	10	ND	µg/Kg	R16089
Trichlorofluoromethane	SW8260B	4/24/2008	10	1	10	ND	µg/Kg	R16089
Vinyl chloride	SW8260B	4/24/2008	10	1	10	ND	µg/Kg	R16089
Xylenes, Total	SW8260B	4/24/2008	15	1	15	ND	µg/Kg	R16089
Surr: 4-Bromofluorobenzene	SW8260B	4/24/2008	0	1	55.8-141	133	%REC	R16089
Surr: Dibromofluoromethane	SW8260B	4/24/2008	0	1	59.8-148	121	%REC	R16089
Surr: Toluene-d8	SW8260B	4/24/2008	0	1	55.2-133	98.3	%REC	R16089

Client Sample ID: TR-22-2.5
Sample Location: Alders Property
Sample Matrix: SOIL
Date/Time Sampled 4/17/2008 10:15:00 AM

Lab Sample ID: 0804131-010
Date Prepared: 4/21/2008

Parameters	Analysis Method	Date Analyzed	RL	Dilution Factor	MRL	Result	Units	Analytical Batch
1,2,4-Trichlorobenzene	SW8270C	4/23/2008	0.33	400	132	ND	mg/Kg	R16034
1,2-Dichlorobenzene	SW8270C	4/23/2008	0.33	400	132	ND	mg/Kg	R16034
1,3-Dichlorobenzene	SW8270C	4/23/2008	0.33	400	132	ND	mg/Kg	R16034
1,4-Dichlorobenzene	SW8270C	4/23/2008	0.33	400	132	ND	mg/Kg	R16034
2,4,5-Trichlorophenol	SW8270C	4/23/2008	0.33	400	132	ND	mg/Kg	R16034
2,4,6-Trichlorophenol	SW8270C	4/23/2008	0.33	400	132	ND	mg/Kg	R16034
2,4-Dichlorophenol	SW8270C	4/23/2008	0.33	400	132	ND	mg/Kg	R16034
2,4-Dimethylphenol	SW8270C	4/23/2008	0.66	400	264	ND	mg/Kg	R16034
2,4-Dinitrophenol	SW8270C	4/23/2008	1.7	400	680	ND	mg/Kg	R16034
2,4-Dinitrotoluene	SW8270C	4/23/2008	0.33	400	132	ND	mg/Kg	R16034
2,6-Dinitrotoluene	SW8270C	4/23/2008	0.33	400	132	ND	mg/Kg	R16034
2-Chloronaphthalene	SW8270C	4/23/2008	0.33	400	132	ND	mg/Kg	R16034
2-Chlorophenol	SW8270C	4/23/2008	0.33	400	132	ND	mg/Kg	R16034
2-Methylnaphthalene	SW8270C	4/23/2008	0.33	400	132	ND	mg/Kg	R16034
2-Methylphenol	SW8270C	4/23/2008	0.33	400	132	ND	mg/Kg	R16034
2-Nitroaniline	SW8270C	4/23/2008	0.33	400	132	ND	mg/Kg	R16034
2-Nitrophenol	SW8270C	4/23/2008	0.66	400	264	ND	mg/Kg	R16034
3,3'-Dichlorobenzidine	SW8270C	4/23/2008	1.7	400	680	ND	mg/Kg	R16034
3-Methylphenol	SW8270C	4/23/2008	0.33	400	132	ND	mg/Kg	R16034
3-Nitroaniline	SW8270C	4/23/2008	0.33	400	132	ND	mg/Kg	R16034
4,6-Dinitro-2-methylphenol	SW8270C	4/23/2008	0.33	400	132	ND	mg/Kg	R16034
4-Bromophenyl phenyl ether	SW8270C	4/23/2008	0.33	400	132	ND	mg/Kg	R16034
4-Chloro-3-methylphenol	SW8270C	4/23/2008	0.33	400	132	ND	mg/Kg	R16034
4-Chloroaniline	SW8270C	4/23/2008	0.33	400	132	ND	mg/Kg	R16034
4-Chlorophenyl phenyl ether	SW8270C	4/23/2008	0.33	400	132	ND	mg/Kg	R16034
4-Methylphenol	SW8270C	4/23/2008	0.33	400	132	ND	mg/Kg	R16034
4-Nitroaniline	SW8270C	4/23/2008	0.33	400	132	ND	mg/Kg	R16034
4-Nitrophenol	SW8270C	4/23/2008	0.33	400	132	ND	mg/Kg	R16034
Acenaphthene	SW8270C	4/23/2008	0.33	400	132	ND	mg/Kg	R16034
Acenaphthylene	SW8270C	4/23/2008	0.33	400	132	ND	mg/Kg	R16034
Aniline	SW8270C	4/23/2008	0.33	400	132	ND	mg/Kg	R16034
Anthracene	SW8270C	4/23/2008	0.33	400	132	ND	mg/Kg	R16034
Benz(a)anthracene	SW8270C	4/23/2008	0.33	400	132	ND	mg/Kg	R16034
Benzidine	SW8270C	4/23/2008	3.3	400	1320	ND	mg/Kg	R16034
Benzo(g,h,i)perylene	SW8270C	4/23/2008	0.33	400	132	ND	mg/Kg	R16034
Benzo[a]pyrene	SW8270C	4/23/2008	0.33	400	132	ND	mg/Kg	R16034
Benzo[b]fluoranthene	SW8270C	4/23/2008	0.33	400	132	ND	mg/Kg	R16034
Benzo[k]fluoranthene	SW8270C	4/23/2008	0.33	400	132	ND	mg/Kg	R16034
Benzoic acid	SW8270C	4/23/2008	6.66	400	2660	ND	mg/Kg	R16034
Benzyl alcohol	SW8270C	4/23/2008	6.66	400	2660	ND	mg/Kg	R16034
Bis(2-chloroethoxy)methane	SW8270C	4/23/2008	0.33	400	132	ND	mg/Kg	R16034
Bis(2-chloroethyl)ether	SW8270C	4/23/2008	0.33	400	132	ND	mg/Kg	R16034
Bis(2-chloroisopropyl)ether	SW8270C	4/23/2008	0.33	400	132	ND	mg/Kg	R16034

Client Sample ID: TR-22-2.5
Sample Location: Alders Property
Sample Matrix: SOIL
Date/Time Sampled 4/17/2008 10:15:00 AM

Lab Sample ID: 0804131-010
Date Prepared: 4/21/2008

Parameters	Analysis Method	Date Analyzed	RL	Dilution Factor	MRL	Result	Units	Analytical Batch
Bis(2-ethylhexyl)phthalate	SW8270C	4/23/2008	3.3	400	1320	ND	mg/Kg	R16034
Butyl benzyl phthalate	SW8270C	4/23/2008	0.33	400	132	ND	mg/Kg	R16034
Chrysene	SW8270C	4/23/2008	0.66	400	264	ND	mg/Kg	R16034
Dibenz(a,h)anthracene	SW8270C	4/23/2008	0.33	400	132	ND	mg/Kg	R16034
Dibenzofuran	SW8270C	4/23/2008	0.33	400	132	ND	mg/Kg	R16034
Diethyl phthalate	SW8270C	4/23/2008	3.3	400	1320	ND	mg/Kg	R16034
Dimethyl phthalate	SW8270C	4/23/2008	3.3	400	1320	ND	mg/Kg	R16034
Di-n-butyl phthalate	SW8270C	4/23/2008	3.3	400	1320	ND	mg/Kg	R16034
Di-n-octyl phthalate	SW8270C	4/23/2008	0.33	400	132	ND	mg/Kg	R16034
Fluoranthene	SW8270C	4/23/2008	0.33	400	132	189	mg/Kg	R16034
Fluorene	SW8270C	4/23/2008	0.33	400	132	ND	mg/Kg	R16034
Hexachlorobenzene	SW8270C	4/23/2008	0.33	400	132	ND	mg/Kg	R16034
Hexachlorobutadiene	SW8270C	4/23/2008	0.33	400	132	ND	mg/Kg	R16034
Hexachlorocyclopentadiene	SW8270C	4/23/2008	0.33	400	132	ND	mg/Kg	R16034
Hexachloroethane	SW8270C	4/23/2008	0.33	400	132	ND	mg/Kg	R16034
Indeno(1,2,3-cd)pyrene	SW8270C	4/23/2008	0.33	400	132	ND	mg/Kg	R16034
Isophorone	SW8270C	4/23/2008	0.33	400	132	ND	mg/Kg	R16034
Naphthalene	SW8270C	4/23/2008	0.33	400	132	ND	mg/Kg	R16034
Nitrobenzene	SW8270C	4/23/2008	0.33	400	132	ND	mg/Kg	R16034
N-Nitrosodimethylamine	SW8270C	4/23/2008	0.33	400	132	ND	mg/Kg	R16034
N-Nitrosodi-n-propylamine	SW8270C	4/23/2008	0.33	400	132	ND	mg/Kg	R16034
N-Nitrosodiphenylamine	SW8270C	4/23/2008	0.33	400	132	ND	mg/Kg	R16034
Pentachlorophenol	SW8270C	4/23/2008	0.33	400	132	ND	mg/Kg	R16034
Phenanthrene	SW8270C	4/23/2008	0.33	400	132	ND	mg/Kg	R16034
Phenol	SW8270C	4/23/2008	0.33	400	132	ND	mg/Kg	R16034
Pyrene	SW8270C	4/23/2008	0.33	400	132	296	mg/Kg	R16034
Surr: 2,4,6-Tribromophenol	SW8270C	4/23/2008	0	400	16.5-114	D	%REC	R16034
Surr: 2-Fluorobiphenyl	SW8270C	4/23/2008	0	400	24.1-85.6	D	%REC	R16034
Surr: 2-Fluorophenol	SW8270C	4/23/2008	0	400	30.3-76.6	D	%REC	R16034
Surr: Nitrobenzene-d5	SW8270C	4/23/2008	0	400	29.4-78.2	D	%REC	R16034
Surr: Phenol-d6	SW8270C	4/23/2008	0	400	28.7-84.7	D	%REC	R16034
Surr: p-Terphenyl-d14	SW8270C	4/23/2008	0	400	37.9-127	D	%REC	R16034

Note: Reporting limits increased due to the nature of the sample matrix (viscous and dark color extract). Surrogates diluted out.

Report prepared for: Eric Morita
Treadwell & Rollo(Oakland)

Date Received: 4/18/2008
Date Reported:

Client Sample ID: TR-22-5.0
Sample Location: Alders Property
Sample Matrix: SOIL
Date/Time Sampled 4/17/2008 10:25:00 AM

Lab Sample ID: 0804131-011
Date Prepared: 4/22/2008-4/28/2008

Parameters	Analysis Method	Date Analyzed	RL	Dilution Factor	MRL	Result	Units	Analytical Batch
TPH (Diesel-SG)	SW8015B	4/24/2008	2	1	2.00	ND	mg/Kg	R16042
TPH (Motor Oil-SG)	SW8015B	4/24/2008	4	1	4.00	ND	mg/Kg	R16042
Surr: Pentacosane	SW8015B	4/24/2008	0	1	28-125	91.9	%REC	R16042
TPH (Gasoline)	SW8015B	4/28/2008	0.1	1	0.100	ND	mg/Kg	R16133
Surr: Trifluorotoluene	SW8015B	4/28/2008	0	1	65-135	87.0	%REC	R16133

Client Sample ID: TR-22-5.0

Lab Sample ID: 0804131-011

Sample Location: Alders Property

Date Prepared: 4/22/2008-4/28/2008

Sample Matrix: SOIL

Date/Time Sampled 4/17/2008 10:25:00 AM

Parameters	Analysis Method	Date Analyzed	RL	Dilution Factor	MRL	Result	Units	Analytical Batch
1,1,1,2-Tetrachloroethane	SW8260B	4/24/2008	10	1	10	ND	µg/Kg	R16089
1,1,1-Trichloroethane	SW8260B	4/24/2008	10	1	10	ND	µg/Kg	R16089
1,1,2,2-Tetrachloroethane	SW8260B	4/24/2008	10	1	10	ND	µg/Kg	R16089
1,1,2-Trichloroethane	SW8260B	4/24/2008	10	1	10	ND	µg/Kg	R16089
1,1-Dichloroethane	SW8260B	4/24/2008	10	1	10	ND	µg/Kg	R16089
1,1-Dichloroethene	SW8260B	4/24/2008	10	1	10	ND	µg/Kg	R16089
1,1-Dichloropropene	SW8260B	4/24/2008	10	1	10	ND	µg/Kg	R16089
1,2,3-Trichlorobenzene	SW8260B	4/24/2008	10	1	10	ND	µg/Kg	R16089
1,2,3-Trichloropropane	SW8260B	4/24/2008	10	1	10	ND	µg/Kg	R16089
1,2,4-Trichlorobenzene	SW8260B	4/24/2008	10	1	10	ND	µg/Kg	R16089
1,2,4-Trimethylbenzene	SW8260B	4/24/2008	10	1	10	ND	µg/Kg	R16089
1,2-Dibromo-3-chloropropane	SW8260B	4/24/2008	10	1	10	ND	µg/Kg	R16089
1,2-Dibromoethane (EDB)	SW8260B	4/24/2008	10	1	10	ND	µg/Kg	R16089
1,2-Dichlorobenzene	SW8260B	4/24/2008	10	1	10	ND	µg/Kg	R16089
1,2-Dichloroethane (EDC)	SW8260B	4/24/2008	10	1	10	ND	µg/Kg	R16089
1,2-Dichloropropane	SW8260B	4/24/2008	10	1	10	ND	µg/Kg	R16089
1,3,5-Trimethylbenzene	SW8260B	4/24/2008	10	1	10	ND	µg/Kg	R16089
1,3-Dichlorobenzene	SW8260B	4/24/2008	10	1	10	ND	µg/Kg	R16089
1,4-Dichlorobenzene	SW8260B	4/24/2008	10	1	10	ND	µg/Kg	R16089
2,2-Dichloropropane	SW8260B	4/24/2008	10	1	10	ND	µg/Kg	R16089
2-Chloroethyl vinyl ether	SW8260B	4/24/2008	10	1	10	ND	µg/Kg	R16089
2-Chlorotoluene	SW8260B	4/24/2008	10	1	10	ND	µg/Kg	R16089
4-Chlorotoluene	SW8260B	4/24/2008	10	1	10	ND	µg/Kg	R16089
4-Isopropyltoluene	SW8260B	4/24/2008	10	1	10	ND	µg/Kg	R16089
Benzene	SW8260B	4/24/2008	10	1	10	ND	µg/Kg	R16089
Bromobenzene	SW8260B	4/24/2008	10	1	10	ND	µg/Kg	R16089
Bromochloromethane	SW8260B	4/24/2008	10	1	10	ND	µg/Kg	R16089
Bromodichloromethane	SW8260B	4/24/2008	10	1	10	ND	µg/Kg	R16089
Bromoform	SW8260B	4/24/2008	10	1	10	ND	µg/Kg	R16089
Bromomethane	SW8260B	4/24/2008	10	1	10	ND	µg/Kg	R16089
Carbon tetrachloride	SW8260B	4/24/2008	10	1	10	ND	µg/Kg	R16089
Chlorobenzene	SW8260B	4/24/2008	10	1	10	ND	µg/Kg	R16089
Chloroform	SW8260B	4/24/2008	10	1	10	ND	µg/Kg	R16089
Chloromethane	SW8260B	4/24/2008	10	1	10	ND	µg/Kg	R16089
cis-1,2-Dichloroethene	SW8260B	4/24/2008	10	1	10	ND	µg/Kg	R16089
cis-1,3-Dichloropropene	SW8260B	4/24/2008	10	1	10	ND	µg/Kg	R16089
Dibromochloromethane	SW8260B	4/24/2008	10	1	10	ND	µg/Kg	R16089
Dibromomethane	SW8260B	4/24/2008	10	1	10	ND	µg/Kg	R16089
Dichlorodifluoromethane	SW8260B	4/24/2008	10	1	10	ND	µg/Kg	R16089
Ethyl tert-butyl ether (ETBE)	SW8260B	4/24/2008	10	1	10	ND	µg/Kg	R16089
Ethylbenzene	SW8260B	4/24/2008	10	1	10	ND	µg/Kg	R16089
Freon-113	SW8260B	4/24/2008	10	1	10	ND	µg/Kg	R16089
Hexachlorobutadiene	SW8260B	4/24/2008	10	1	10	ND	µg/Kg	R16089

Client Sample ID: TR-22-5.0
Sample Location: Alders Property
Sample Matrix: SOIL
Date/Time Sampled 4/17/2008 10:25:00 AM

Lab Sample ID: 0804131-011
Date Prepared: 4/22/2008-4/28/2008

Parameters	Analysis Method	Date Analyzed	RL	Dilution Factor	MRL	Result	Units	Analytical Batch
Isopropyl Ether	SW8260B	4/24/2008	10	1	10	ND	µg/Kg	R16089
Isopropylbenzene	SW8260B	4/24/2008	10	1	10	ND	µg/Kg	R16089
Methyl tert-butyl ether (MTBE)	SW8260B	4/24/2008	10	1	10	ND	µg/Kg	R16089
Methylene chloride	SW8260B	4/24/2008	50	1	50	ND	µg/Kg	R16089
Naphthalene	SW8260B	4/24/2008	20	1	20	ND	µg/Kg	R16089
n-Butylbenzene	SW8260B	4/24/2008	10	1	10	ND	µg/Kg	R16089
n-Propylbenzene	SW8260B	4/24/2008	10	1	10	ND	µg/Kg	R16089
sec-Butylbenzene	SW8260B	4/24/2008	10	1	10	ND	µg/Kg	R16089
Styrene	SW8260B	4/24/2008	10	1	10	ND	µg/Kg	R16089
t-Butyl alcohol (t-Butanol)	SW8260B	4/24/2008	50	1	50	ND	µg/Kg	R16089
tert-Amyl methyl ether (TAME)	SW8260B	4/24/2008	10	1	10	ND	µg/Kg	R16089
tert-Butylbenzene	SW8260B	4/24/2008	10	1	10	ND	µg/Kg	R16089
Tetrachloroethene	SW8260B	4/24/2008	10	1	10	ND	µg/Kg	R16089
Toluene	SW8260B	4/24/2008	10	1	10	ND	µg/Kg	R16089
trans-1,2-Dichloroethene	SW8260B	4/24/2008	10	1	10	ND	µg/Kg	R16089
trans-1,3-Dichloropropene	SW8260B	4/24/2008	10	1	10	ND	µg/Kg	R16089
Trichloroethene	SW8260B	4/24/2008	10	1	10	ND	µg/Kg	R16089
Trichlorofluoromethane	SW8260B	4/24/2008	10	1	10	ND	µg/Kg	R16089
Vinyl chloride	SW8260B	4/24/2008	10	1	10	ND	µg/Kg	R16089
Xylenes, Total	SW8260B	4/24/2008	15	1	15	ND	µg/Kg	R16089
Surr: 4-Bromofluorobenzene	SW8260B	4/24/2008	0	1	55.8-141	106	%REC	R16089
Surr: Dibromofluoromethane	SW8260B	4/24/2008	0	1	59.8-148	126	%REC	R16089
Surr: Toluene-d8	SW8260B	4/24/2008	0	1	55.2-133	89.6	%REC	R16089

Report prepared for: Eric Morita
Treadwell & Rollo(Oakland)

Date Received: 4/18/2008

Date Reported:

Client Sample ID: TR-22-10.0
Sample Location: Alders Property
Sample Matrix: SOIL
Date/Time Sampled 4/17/2008 10:30:00 AM

Lab Sample ID: 0804131-012

Date Prepared: 4/21/2008

Parameters	Analysis Method	Date Analyzed	RL	Dilution Factor	MRL	Result	Units	Analytical Batch
Arsenic	SW6010B	4/22/2008	1.7	1	1.7	9.8	mg/Kg	4309
Barium	SW6010B	4/22/2008	5	1	5.0	140	mg/Kg	4309
Cadmium	SW6010B	4/22/2008	1	1	1.0	ND	mg/Kg	4309
Chromium	SW6010B	4/22/2008	5	1	5.0	31	mg/Kg	4309
Lead	SW6010B	4/22/2008	1	1	1.0	7.0	mg/Kg	4309
Selenium	SW6010B	4/22/2008	5	1	5.0	ND	mg/Kg	4309
Silver	SW6010B	4/22/2008	1	1	1.0	ND	mg/Kg	4309
Mercury	SW7471A	4/22/2008	0.1	1	0.10	0.17	mg/Kg	4305

Client Sample ID: TR-23-2.5
Sample Location: Alders Property
Sample Matrix: SOIL
Date/Time Sampled 4/17/2008 10:50:00 AM

Lab Sample ID: 0804131-013
Date Prepared: 4/21/2008

Parameters	Analysis Method	Date Analyzed	RL	Dilution Factor	MRL	Result	Units	Analytical Batch
Antimony	SW6010B	4/22/2008	5	1	5.0	ND	mg/Kg	4309
Arsenic	SW6010B	4/22/2008	1.7	1	1.7	7.4	mg/Kg	4309
Barium	SW6010B	4/22/2008	5	1	5.0	150	mg/Kg	4309
Beryllium	SW6010B	4/22/2008	2	1	2.0	ND	mg/Kg	4309
Cadmium	SW6010B	4/22/2008	1	1	1.0	ND	mg/Kg	4309
Chromium	SW6010B	4/22/2008	5	1	5.0	27	mg/Kg	4309
Cobalt	SW6010B	4/22/2008	5	1	5.0	8.7	mg/Kg	4309
Copper	SW6010B	4/22/2008	5	1	5.0	16	mg/Kg	4309
Lead	SW6010B	4/22/2008	1	1	1.0	6.5	mg/Kg	4309
Molybdenum	SW6010B	4/22/2008	5	1	5.0	ND	mg/Kg	4309
Nickel	SW6010B	4/22/2008	5	1	5.0	37	mg/Kg	4309
Selenium	SW6010B	4/22/2008	5	1	5.0	ND	mg/Kg	4309
Silver	SW6010B	4/22/2008	1	1	1.0	ND	mg/Kg	4309
Thallium	SW6010B	4/22/2008	5	1	5.0	ND	mg/Kg	4309
Vanadium	SW6010B	4/22/2008	5	1	5.0	33	mg/Kg	4309
Zinc	SW6010B	4/22/2008	5	1	5.0	40	mg/Kg	4309
Mercury	SW7471A	4/22/2008	0.1	1	0.10	ND	mg/Kg	4305
TPH (Diesel-SG)	SW8015B	4/24/2008	2	1	2.00	ND	mg/Kg	R16042
TPH (Motor Oil-SG)	SW8015B	4/24/2008	4	1	4.00	ND	mg/Kg	R16042
Surr: Pentacosane	SW8015B	4/24/2008	0	1	28-125	81.6	%REC	R16042
TPH (Gasoline)	SW8015B	4/28/2008	0.1	1	0.100	ND	mg/Kg	R16133
Surr: Trifluorotoluene	SW8015B	4/28/2008	0	1	65-135	89.7	%REC	R16133
Aroclor 1016	SW8082	4/23/2008	0.1	1	0.100	ND	mg/Kg	R16049
Aroclor 1221	SW8082	4/23/2008	0.2	1	0.200	ND	mg/Kg	R16049
Aroclor 1232	SW8082	4/23/2008	0.1	1	0.100	ND	mg/Kg	R16049
Aroclor 1242	SW8082	4/23/2008	0.1	1	0.100	ND	mg/Kg	R16049
Aroclor 1248	SW8082	4/23/2008	0.1	1	0.100	ND	mg/Kg	R16049
Aroclor 1254	SW8082	4/23/2008	0.1	1	0.100	ND	mg/Kg	R16049
Aroclor 1260	SW8082	4/23/2008	0.1	1	0.100	ND	mg/Kg	R16049
Surr: Decachlorobiphenyl	SW8082	4/23/2008	0	1	63.7-126	92.2	%REC	R16049
Surr: Tetrachloro-m-xylene	SW8082	4/23/2008	0	1	51.7-128	93.6	%REC	R16049

Client Sample ID: TR-23-2.5
Sample Location: Alders Property
Sample Matrix: SOIL
Date/Time Sampled 4/17/2008 10:50:00 AM

Lab Sample ID: 0804131-013
Date Prepared: 4/21/2008

Parameters	Analysis Method	Date Analyzed	RL	Dilution Factor	MRL	Result	Units	Analytical Batch
1,1,1,2-Tetrachloroethane	SW8260B	4/24/2008	10	1	10	ND	µg/Kg	R16089
1,1,1-Trichloroethane	SW8260B	4/24/2008	10	1	10	ND	µg/Kg	R16089
1,1,2,2-Tetrachloroethane	SW8260B	4/24/2008	10	1	10	ND	µg/Kg	R16089
1,1,2-Trichloroethane	SW8260B	4/24/2008	10	1	10	ND	µg/Kg	R16089
1,1-Dichloroethane	SW8260B	4/24/2008	10	1	10	ND	µg/Kg	R16089
1,1-Dichloroethene	SW8260B	4/24/2008	10	1	10	ND	µg/Kg	R16089
1,1-Dichloropropene	SW8260B	4/24/2008	10	1	10	ND	µg/Kg	R16089
1,2,3-Trichlorobenzene	SW8260B	4/24/2008	10	1	10	ND	µg/Kg	R16089
1,2,3-Trichloropropane	SW8260B	4/24/2008	10	1	10	ND	µg/Kg	R16089
1,2,4-Trichlorobenzene	SW8260B	4/24/2008	10	1	10	ND	µg/Kg	R16089
1,2,4-Trimethylbenzene	SW8260B	4/24/2008	10	1	10	ND	µg/Kg	R16089
1,2-Dibromo-3-chloropropane	SW8260B	4/24/2008	10	1	10	ND	µg/Kg	R16089
1,2-Dibromoethane (EDB)	SW8260B	4/24/2008	10	1	10	ND	µg/Kg	R16089
1,2-Dichlorobenzene	SW8260B	4/24/2008	10	1	10	ND	µg/Kg	R16089
1,2-Dichloroethane (EDC)	SW8260B	4/24/2008	10	1	10	ND	µg/Kg	R16089
1,2-Dichloropropane	SW8260B	4/24/2008	10	1	10	ND	µg/Kg	R16089
1,3,5-Trimethylbenzene	SW8260B	4/24/2008	10	1	10	ND	µg/Kg	R16089
1,3-Dichlorobenzene	SW8260B	4/24/2008	10	1	10	ND	µg/Kg	R16089
1,4-Dichlorobenzene	SW8260B	4/24/2008	10	1	10	ND	µg/Kg	R16089
2,2-Dichloropropane	SW8260B	4/24/2008	10	1	10	ND	µg/Kg	R16089
2-Chloroethyl vinyl ether	SW8260B	4/24/2008	10	1	10	ND	µg/Kg	R16089
2-Chlorotoluene	SW8260B	4/24/2008	10	1	10	ND	µg/Kg	R16089
4-Chlorotoluene	SW8260B	4/24/2008	10	1	10	ND	µg/Kg	R16089
4-Isopropyltoluene	SW8260B	4/24/2008	10	1	10	ND	µg/Kg	R16089
Benzene	SW8260B	4/24/2008	10	1	10	ND	µg/Kg	R16089
Bromobenzene	SW8260B	4/24/2008	10	1	10	ND	µg/Kg	R16089
Bromochloromethane	SW8260B	4/24/2008	10	1	10	ND	µg/Kg	R16089
Bromodichloromethane	SW8260B	4/24/2008	10	1	10	ND	µg/Kg	R16089
Bromoform	SW8260B	4/24/2008	10	1	10	ND	µg/Kg	R16089
Bromomethane	SW8260B	4/24/2008	10	1	10	ND	µg/Kg	R16089
Carbon tetrachloride	SW8260B	4/24/2008	10	1	10	ND	µg/Kg	R16089
Chlorobenzene	SW8260B	4/24/2008	10	1	10	ND	µg/Kg	R16089
Chloroform	SW8260B	4/24/2008	10	1	10	ND	µg/Kg	R16089
Chloromethane	SW8260B	4/24/2008	10	1	10	ND	µg/Kg	R16089
cis-1,2-Dichloroethene	SW8260B	4/24/2008	10	1	10	ND	µg/Kg	R16089
cis-1,3-Dichloropropene	SW8260B	4/24/2008	10	1	10	ND	µg/Kg	R16089
Dibromochloromethane	SW8260B	4/24/2008	10	1	10	ND	µg/Kg	R16089
Dibromomethane	SW8260B	4/24/2008	10	1	10	ND	µg/Kg	R16089
Dichlorodifluoromethane	SW8260B	4/24/2008	10	1	10	ND	µg/Kg	R16089
Ethyl tert-butyl ether (ETBE)	SW8260B	4/24/2008	10	1	10	ND	µg/Kg	R16089
Ethylbenzene	SW8260B	4/24/2008	10	1	10	ND	µg/Kg	R16089
Freon-113	SW8260B	4/24/2008	10	1	10	ND	µg/Kg	R16089
Hexachlorobutadiene	SW8260B	4/24/2008	10	1	10	ND	µg/Kg	R16089

Report prepared for: Eric Morita
Treadwell & Rollo(Oakland)

Date Received: 4/18/2008

Date Reported:

Client Sample ID: TR-23-2.5
Sample Location: Alders Property
Sample Matrix: SOIL
Date/Time Sampled 4/17/2008 10:50:00 AM

Lab Sample ID: 0804131-013

Date Prepared: 4/21/2008

Parameters	Analysis Method	Date Analyzed	RL	Dilution Factor	MRL	Result	Units	Analytical Batch
Isopropyl Ether	SW8260B	4/24/2008	10	1	10	ND	µg/Kg	R16089
Isopropylbenzene	SW8260B	4/24/2008	10	1	10	ND	µg/Kg	R16089
Methyl tert-butyl ether (MTBE)	SW8260B	4/24/2008	10	1	10	ND	µg/Kg	R16089
Methylene chloride	SW8260B	4/24/2008	50	1	50	ND	µg/Kg	R16089
Naphthalene	SW8260B	4/24/2008	20	1	20	ND	µg/Kg	R16089
n-Butylbenzene	SW8260B	4/24/2008	10	1	10	ND	µg/Kg	R16089
n-Propylbenzene	SW8260B	4/24/2008	10	1	10	ND	µg/Kg	R16089
sec-Butylbenzene	SW8260B	4/24/2008	10	1	10	ND	µg/Kg	R16089
Styrene	SW8260B	4/24/2008	10	1	10	ND	µg/Kg	R16089
t-Butyl alcohol (t-Butanol)	SW8260B	4/24/2008	50	1	50	ND	µg/Kg	R16089
tert-Amyl methyl ether (TAME)	SW8260B	4/24/2008	10	1	10	ND	µg/Kg	R16089
tert-Butylbenzene	SW8260B	4/24/2008	10	1	10	ND	µg/Kg	R16089
Tetrachloroethene	SW8260B	4/24/2008	10	1	10	ND	µg/Kg	R16089
Toluene	SW8260B	4/24/2008	10	1	10	ND	µg/Kg	R16089
trans-1,2-Dichloroethene	SW8260B	4/24/2008	10	1	10	ND	µg/Kg	R16089
trans-1,3-Dichloropropene	SW8260B	4/24/2008	10	1	10	ND	µg/Kg	R16089
Trichloroethene	SW8260B	4/24/2008	10	1	10	ND	µg/Kg	R16089
Trichlorofluoromethane	SW8260B	4/24/2008	10	1	10	ND	µg/Kg	R16089
Vinyl chloride	SW8260B	4/24/2008	10	1	10	ND	µg/Kg	R16089
Xylenes, Total	SW8260B	4/24/2008	15	1	15	ND	µg/Kg	R16089
Surr: 4-Bromofluorobenzene	SW8260B	4/24/2008	0	1	55.8-141	115	%REC	R16089
Surr: Dibromofluoromethane	SW8260B	4/24/2008	0	1	59.8-148	107	%REC	R16089
Surr: Toluene-d8	SW8260B	4/24/2008	0	1	55.2-133	97.1	%REC	R16089

Client Sample ID: TR-23-2.5
Sample Location: Alders Property
Sample Matrix: SOIL
Date/Time Sampled 4/17/2008 10:50:00 AM

Lab Sample ID: 0804131-013
Date Prepared: 4/21/2008

Parameters	Analysis Method	Date Analyzed	RL	Dilution Factor	MRL	Result	Units	Analytical Batch
1,2,4-Trichlorobenzene	SW8270C	4/23/2008	0.33	1	0.330	ND	mg/Kg	R16034
1,2-Dichlorobenzene	SW8270C	4/23/2008	0.33	1	0.330	ND	mg/Kg	R16034
1,3-Dichlorobenzene	SW8270C	4/23/2008	0.33	1	0.330	ND	mg/Kg	R16034
1,4-Dichlorobenzene	SW8270C	4/23/2008	0.33	1	0.330	ND	mg/Kg	R16034
2,4,5-Trichlorophenol	SW8270C	4/23/2008	0.33	1	0.330	ND	mg/Kg	R16034
2,4,6-Trichlorophenol	SW8270C	4/23/2008	0.33	1	0.330	ND	mg/Kg	R16034
2,4-Dichlorophenol	SW8270C	4/23/2008	0.33	1	0.330	ND	mg/Kg	R16034
2,4-Dimethylphenol	SW8270C	4/23/2008	0.66	1	0.660	ND	mg/Kg	R16034
2,4-Dinitrophenol	SW8270C	4/23/2008	1.7	1	1.70	ND	mg/Kg	R16034
2,4-Dinitrotoluene	SW8270C	4/23/2008	0.33	1	0.330	ND	mg/Kg	R16034
2,6-Dinitrotoluene	SW8270C	4/23/2008	0.33	1	0.330	ND	mg/Kg	R16034
2-Chloronaphthalene	SW8270C	4/23/2008	0.33	1	0.330	ND	mg/Kg	R16034
2-Chlorophenol	SW8270C	4/23/2008	0.33	1	0.330	ND	mg/Kg	R16034
2-Methylnaphthalene	SW8270C	4/23/2008	0.33	1	0.330	ND	mg/Kg	R16034
2-Methylphenol	SW8270C	4/23/2008	0.33	1	0.330	ND	mg/Kg	R16034
2-Nitroaniline	SW8270C	4/23/2008	0.33	1	0.330	ND	mg/Kg	R16034
2-Nitrophenol	SW8270C	4/23/2008	0.66	1	0.660	ND	mg/Kg	R16034
3,3'-Dichlorobenzidine	SW8270C	4/23/2008	1.7	1	1.70	ND	mg/Kg	R16034
3-Methylphenol	SW8270C	4/23/2008	0.33	1	0.330	ND	mg/Kg	R16034
3-Nitroaniline	SW8270C	4/23/2008	0.33	1	0.330	ND	mg/Kg	R16034
4,6-Dinitro-2-methylphenol	SW8270C	4/23/2008	0.33	1	0.330	ND	mg/Kg	R16034
4-Bromophenyl phenyl ether	SW8270C	4/23/2008	0.33	1	0.330	ND	mg/Kg	R16034
4-Chloro-3-methylphenol	SW8270C	4/23/2008	0.33	1	0.330	ND	mg/Kg	R16034
4-Chloroaniline	SW8270C	4/23/2008	0.33	1	0.330	ND	mg/Kg	R16034
4-Chlorophenyl phenyl ether	SW8270C	4/23/2008	0.33	1	0.330	ND	mg/Kg	R16034
4-Methylphenol	SW8270C	4/23/2008	0.33	1	0.330	ND	mg/Kg	R16034
4-Nitroaniline	SW8270C	4/23/2008	0.33	1	0.330	ND	mg/Kg	R16034
4-Nitrophenol	SW8270C	4/23/2008	0.33	1	0.330	ND	mg/Kg	R16034
Acenaphthene	SW8270C	4/23/2008	0.33	1	0.330	ND	mg/Kg	R16034
Acenaphthylene	SW8270C	4/23/2008	0.33	1	0.330	ND	mg/Kg	R16034
Aniline	SW8270C	4/23/2008	0.33	1	0.330	ND	mg/Kg	R16034
Anthracene	SW8270C	4/23/2008	0.33	1	0.330	ND	mg/Kg	R16034
Benz(a)anthracene	SW8270C	4/23/2008	0.33	1	0.330	ND	mg/Kg	R16034
Benzidine	SW8270C	4/23/2008	3.3	1	3.30	ND	mg/Kg	R16034
Benzo(g,h,i)perylene	SW8270C	4/23/2008	0.33	1	0.330	ND	mg/Kg	R16034
Benzo[a]pyrene	SW8270C	4/23/2008	0.33	1	0.330	ND	mg/Kg	R16034
Benzo[b]fluoranthene	SW8270C	4/23/2008	0.33	1	0.330	ND	mg/Kg	R16034
Benzo[k]fluoranthene	SW8270C	4/23/2008	0.33	1	0.330	ND	mg/Kg	R16034
Benzoic acid	SW8270C	4/23/2008	6.66	1	6.66	ND	mg/Kg	R16034
Benzyl alcohol	SW8270C	4/23/2008	6.66	1	6.66	ND	mg/Kg	R16034
Bis(2-chloroethoxy)methane	SW8270C	4/23/2008	0.33	1	0.330	ND	mg/Kg	R16034
Bis(2-chloroethyl)ether	SW8270C	4/23/2008	0.33	1	0.330	ND	mg/Kg	R16034
Bis(2-chloroisopropyl)ether	SW8270C	4/23/2008	0.33	1	0.330	ND	mg/Kg	R16034

Client Sample ID: TR-23-2.5
Sample Location: Alders Property
Sample Matrix: SOIL
Date/Time Sampled 4/17/2008 10:50:00 AM

Lab Sample ID: 0804131-013
Date Prepared: 4/21/2008

Parameters	Analysis Method	Date Analyzed	RL	Dilution Factor	MRL	Result	Units	Analytical Batch
Bis(2-ethylhexyl)phthalate	SW8270C	4/23/2008	3.3	1	3.30	ND	mg/Kg	R16034
Butyl benzyl phthalate	SW8270C	4/23/2008	0.33	1	0.330	ND	mg/Kg	R16034
Chrysene	SW8270C	4/23/2008	0.66	1	0.660	ND	mg/Kg	R16034
Dibenz(a,h)anthracene	SW8270C	4/23/2008	0.33	1	0.330	ND	mg/Kg	R16034
Dibenzofuran	SW8270C	4/23/2008	0.33	1	0.330	ND	mg/Kg	R16034
Diethyl phthalate	SW8270C	4/23/2008	3.3	1	3.30	ND	mg/Kg	R16034
Dimethyl phthalate	SW8270C	4/23/2008	3.3	1	3.30	ND	mg/Kg	R16034
Di-n-butyl phthalate	SW8270C	4/23/2008	3.3	1	3.30	ND	mg/Kg	R16034
Di-n-octyl phthalate	SW8270C	4/23/2008	0.33	1	0.330	ND	mg/Kg	R16034
Fluoranthene	SW8270C	4/23/2008	0.33	1	0.330	ND	mg/Kg	R16034
Fluorene	SW8270C	4/23/2008	0.33	1	0.330	ND	mg/Kg	R16034
Hexachlorobenzene	SW8270C	4/23/2008	0.33	1	0.330	ND	mg/Kg	R16034
Hexachlorobutadiene	SW8270C	4/23/2008	0.33	1	0.330	ND	mg/Kg	R16034
Hexachlorocyclopentadiene	SW8270C	4/23/2008	0.33	1	0.330	ND	mg/Kg	R16034
Hexachloroethane	SW8270C	4/23/2008	0.33	1	0.330	ND	mg/Kg	R16034
Indeno(1,2,3-cd)pyrene	SW8270C	4/23/2008	0.33	1	0.330	ND	mg/Kg	R16034
Isophorone	SW8270C	4/23/2008	0.33	1	0.330	ND	mg/Kg	R16034
Naphthalene	SW8270C	4/23/2008	0.33	1	0.330	ND	mg/Kg	R16034
Nitrobenzene	SW8270C	4/23/2008	0.33	1	0.330	ND	mg/Kg	R16034
N-Nitrosodimethylamine	SW8270C	4/23/2008	0.33	1	0.330	ND	mg/Kg	R16034
N-Nitrosodi-n-propylamine	SW8270C	4/23/2008	0.33	1	0.330	ND	mg/Kg	R16034
N-Nitrosodiphenylamine	SW8270C	4/23/2008	0.33	1	0.330	ND	mg/Kg	R16034
Pentachlorophenol	SW8270C	4/23/2008	0.33	1	0.330	ND	mg/Kg	R16034
Phenanthrene	SW8270C	4/23/2008	0.33	1	0.330	ND	mg/Kg	R16034
Phenol	SW8270C	4/23/2008	0.33	1	0.330	ND	mg/Kg	R16034
Pyrene	SW8270C	4/23/2008	0.33	1	0.330	ND	mg/Kg	R16034
Surr: 2,4,6-Tribromophenol	SW8270C	4/23/2008	0	1	16.5-114	57.7	%REC	R16034
Surr: 2-Fluorobiphenyl	SW8270C	4/23/2008	0	1	24.1-85.6	62.8	%REC	R16034
Surr: 2-Fluorophenol	SW8270C	4/23/2008	0	1	30.3-76.6	56.0	%REC	R16034
Surr: Nitrobenzene-d5	SW8270C	4/23/2008	0	1	29.4-78.2	54.9	%REC	R16034
Surr: Phenol-d6	SW8270C	4/23/2008	0	1	28.7-84.7	54.7	%REC	R16034
Surr: p-Terphenyl-d14	SW8270C	4/23/2008	0	1	37.9-127	118	%REC	R16034

Report prepared for: Eric Morita
Treadwell & Rollo(Oakland)

Date Received: 4/18/2008

Date Reported:

Client Sample ID: TR-23-5.0
Sample Location: Alders Property
Sample Matrix: SOIL
Date/Time Sampled 4/17/2008 11:00:00 AM

Lab Sample ID: 0804131-014
Date Prepared: 4/21/2008

Parameters	Analysis Method	Date Analyzed	RL	Dilution Factor	MRL	Result	Units	Analytical Batch
Arsenic	SW6010B	4/22/2008	1.7	1	1.7	ND	mg/Kg	4309
Barium	SW6010B	4/22/2008	5	1	5.0	160	mg/Kg	4309
Cadmium	SW6010B	4/22/2008	1	1	1.0	ND	mg/Kg	4309
Chromium	SW6010B	4/22/2008	5	1	5.0	26	mg/Kg	4309
Lead	SW6010B	4/22/2008	1	1	1.0	3.3	mg/Kg	4309
Selenium	SW6010B	4/22/2008	5	1	5.0	ND	mg/Kg	4309
Silver	SW6010B	4/22/2008	1	1	1.0	ND	mg/Kg	4309
Mercury	SW7471A	4/22/2008	0.1	1	0.10	ND	mg/Kg	4305
TPH (Diesel-SG)	SW8015B	4/24/2008	2	1	2.00	ND	mg/Kg	R16042
TPH (Motor Oil-SG)	SW8015B	4/24/2008	4	1	4.00	ND	mg/Kg	R16042
Surr: Pentacosane	SW8015B	4/24/2008	0	1	28-125	94.6	%REC	R16042
TPH (Gasoline)	SW8015B	4/28/2008	0.1	1	0.100	ND	mg/Kg	R16133
Surr: Trifluorotoluene	SW8015B	4/28/2008	0	1	65-135	87.5	%REC	R16133

Client Sample ID: TR-23-5.0
Sample Location: Alders Property
Sample Matrix: SOIL
Date/Time Sampled 4/17/2008 11:00:00 AM

Lab Sample ID: 0804131-014
Date Prepared: 4/21/2008

Parameters	Analysis Method	Date Analyzed	RL	Dilution Factor	MRL	Result	Units	Analytical Batch
1,1,1,2-Tetrachloroethane	SW8260B	4/24/2008	10	1	10	ND	µg/Kg	R16089
1,1,1-Trichloroethane	SW8260B	4/24/2008	10	1	10	ND	µg/Kg	R16089
1,1,2,2-Tetrachloroethane	SW8260B	4/24/2008	10	1	10	ND	µg/Kg	R16089
1,1,2-Trichloroethane	SW8260B	4/24/2008	10	1	10	ND	µg/Kg	R16089
1,1-Dichloroethane	SW8260B	4/24/2008	10	1	10	ND	µg/Kg	R16089
1,1-Dichloroethene	SW8260B	4/24/2008	10	1	10	ND	µg/Kg	R16089
1,1-Dichloropropene	SW8260B	4/24/2008	10	1	10	ND	µg/Kg	R16089
1,2,3-Trichlorobenzene	SW8260B	4/24/2008	10	1	10	ND	µg/Kg	R16089
1,2,3-Trichloropropane	SW8260B	4/24/2008	10	1	10	ND	µg/Kg	R16089
1,2,4-Trichlorobenzene	SW8260B	4/24/2008	10	1	10	ND	µg/Kg	R16089
1,2,4-Trimethylbenzene	SW8260B	4/24/2008	10	1	10	ND	µg/Kg	R16089
1,2-Dibromo-3-chloropropane	SW8260B	4/24/2008	10	1	10	ND	µg/Kg	R16089
1,2-Dibromoethane (EDB)	SW8260B	4/24/2008	10	1	10	ND	µg/Kg	R16089
1,2-Dichlorobenzene	SW8260B	4/24/2008	10	1	10	ND	µg/Kg	R16089
1,2-Dichloroethane (EDC)	SW8260B	4/24/2008	10	1	10	ND	µg/Kg	R16089
1,2-Dichloropropane	SW8260B	4/24/2008	10	1	10	ND	µg/Kg	R16089
1,3,5-Trimethylbenzene	SW8260B	4/24/2008	10	1	10	ND	µg/Kg	R16089
1,3-Dichlorobenzene	SW8260B	4/24/2008	10	1	10	ND	µg/Kg	R16089
1,4-Dichlorobenzene	SW8260B	4/24/2008	10	1	10	ND	µg/Kg	R16089
2,2-Dichloropropane	SW8260B	4/24/2008	10	1	10	ND	µg/Kg	R16089
2-Chloroethyl vinyl ether	SW8260B	4/24/2008	10	1	10	ND	µg/Kg	R16089
2-Chlorotoluene	SW8260B	4/24/2008	10	1	10	ND	µg/Kg	R16089
4-Chlorotoluene	SW8260B	4/24/2008	10	1	10	ND	µg/Kg	R16089
4-Isopropyltoluene	SW8260B	4/24/2008	10	1	10	ND	µg/Kg	R16089
Benzene	SW8260B	4/24/2008	10	1	10	ND	µg/Kg	R16089
Bromobenzene	SW8260B	4/24/2008	10	1	10	ND	µg/Kg	R16089
Bromochloromethane	SW8260B	4/24/2008	10	1	10	ND	µg/Kg	R16089
Bromodichloromethane	SW8260B	4/24/2008	10	1	10	ND	µg/Kg	R16089
Bromoform	SW8260B	4/24/2008	10	1	10	ND	µg/Kg	R16089
Bromomethane	SW8260B	4/24/2008	10	1	10	ND	µg/Kg	R16089
Carbon tetrachloride	SW8260B	4/24/2008	10	1	10	ND	µg/Kg	R16089
Chlorobenzene	SW8260B	4/24/2008	10	1	10	ND	µg/Kg	R16089
Chloroform	SW8260B	4/24/2008	10	1	10	ND	µg/Kg	R16089
Chloromethane	SW8260B	4/24/2008	10	1	10	ND	µg/Kg	R16089
cis-1,2-Dichloroethene	SW8260B	4/24/2008	10	1	10	ND	µg/Kg	R16089
cis-1,3-Dichloropropene	SW8260B	4/24/2008	10	1	10	ND	µg/Kg	R16089
Dibromochloromethane	SW8260B	4/24/2008	10	1	10	ND	µg/Kg	R16089
Dibromomethane	SW8260B	4/24/2008	10	1	10	ND	µg/Kg	R16089
Dichlorodifluoromethane	SW8260B	4/24/2008	10	1	10	ND	µg/Kg	R16089
Ethyl tert-butyl ether (ETBE)	SW8260B	4/24/2008	10	1	10	ND	µg/Kg	R16089
Ethylbenzene	SW8260B	4/24/2008	10	1	10	ND	µg/Kg	R16089
Freon-113	SW8260B	4/24/2008	10	1	10	ND	µg/Kg	R16089
Hexachlorobutadiene	SW8260B	4/24/2008	10	1	10	ND	µg/Kg	R16089

Report prepared for: Eric Morita
Treadwell & Rollo(Oakland)

Date Received: 4/18/2008

Date Reported:

Client Sample ID: TR-23-5.0
Sample Location: Alders Property
Sample Matrix: SOIL
Date/Time Sampled 4/17/2008 11:00:00 AM

Lab Sample ID: 0804131-014
Date Prepared: 4/21/2008

Parameters	Analysis Method	Date Analyzed	RL	Dilution Factor	MRL	Result	Units	Analytical Batch
Isopropyl Ether	SW8260B	4/24/2008	10	1	10	ND	µg/Kg	R16089
Isopropylbenzene	SW8260B	4/24/2008	10	1	10	ND	µg/Kg	R16089
Methyl tert-butyl ether (MTBE)	SW8260B	4/24/2008	10	1	10	ND	µg/Kg	R16089
Methylene chloride	SW8260B	4/24/2008	50	1	50	ND	µg/Kg	R16089
Naphthalene	SW8260B	4/24/2008	20	1	20	ND	µg/Kg	R16089
n-Butylbenzene	SW8260B	4/24/2008	10	1	10	ND	µg/Kg	R16089
n-Propylbenzene	SW8260B	4/24/2008	10	1	10	ND	µg/Kg	R16089
sec-Butylbenzene	SW8260B	4/24/2008	10	1	10	ND	µg/Kg	R16089
Styrene	SW8260B	4/24/2008	10	1	10	ND	µg/Kg	R16089
t-Butyl alcohol (t-Butanol)	SW8260B	4/24/2008	50	1	50	ND	µg/Kg	R16089
tert-Amyl methyl ether (TAME)	SW8260B	4/24/2008	10	1	10	ND	µg/Kg	R16089
tert-Butylbenzene	SW8260B	4/24/2008	10	1	10	ND	µg/Kg	R16089
Tetrachloroethene	SW8260B	4/24/2008	10	1	10	ND	µg/Kg	R16089
Toluene	SW8260B	4/24/2008	10	1	10	ND	µg/Kg	R16089
trans-1,2-Dichloroethene	SW8260B	4/24/2008	10	1	10	ND	µg/Kg	R16089
trans-1,3-Dichloropropene	SW8260B	4/24/2008	10	1	10	ND	µg/Kg	R16089
Trichloroethene	SW8260B	4/24/2008	10	1	10	ND	µg/Kg	R16089
Trichlorofluoromethane	SW8260B	4/24/2008	10	1	10	ND	µg/Kg	R16089
Vinyl chloride	SW8260B	4/24/2008	10	1	10	ND	µg/Kg	R16089
Xylenes, Total	SW8260B	4/24/2008	15	1	15	ND	µg/Kg	R16089
Surr: 4-Bromofluorobenzene	SW8260B	4/24/2008	0	1	55.8-141	110	%REC	R16089
Surr: Dibromofluoromethane	SW8260B	4/24/2008	0	1	59.8-148	107	%REC	R16089
Surr: Toluene-d8	SW8260B	4/24/2008	0	1	55.2-133	92.1	%REC	R16089

Client Sample ID: TR-24-2.5
Sample Location: Alders Property
Sample Matrix: SOIL
Date/Time Sampled 4/17/2008 11:40:00 AM

Lab Sample ID: 0804131-016
Date Prepared: 4/21/2008

Parameters	Analysis Method	Date Analyzed	RL	Dilution Factor	MRL	Result	Units	Analytical Batch
Antimony	SW6010B	4/22/2008	5	1	5.0	ND	mg/Kg	4309
Arsenic	SW6010B	4/22/2008	1.7	1	1.7	2.4	mg/Kg	4309
Barium	SW6010B	4/22/2008	5	1	5.0	260	mg/Kg	4309
Beryllium	SW6010B	4/22/2008	2	1	2.0	ND	mg/Kg	4309
Cadmium	SW6010B	4/22/2008	1	1	1.0	ND	mg/Kg	4309
Chromium	SW6010B	4/22/2008	5	1	5.0	26	mg/Kg	4309
Cobalt	SW6010B	4/22/2008	5	1	5.0	7.1	mg/Kg	4309
Copper	SW6010B	4/22/2008	5	1	5.0	15	mg/Kg	4309
Lead	SW6010B	4/22/2008	1	1	1.0	5.2	mg/Kg	4309
Molybdenum	SW6010B	4/22/2008	5	1	5.0	ND	mg/Kg	4309
Nickel	SW6010B	4/22/2008	5	1	5.0	23	mg/Kg	4309
Selenium	SW6010B	4/22/2008	5	1	5.0	ND	mg/Kg	4309
Silver	SW6010B	4/22/2008	1	1	1.0	ND	mg/Kg	4309
Thallium	SW6010B	4/22/2008	5	1	5.0	ND	mg/Kg	4309
Vanadium	SW6010B	4/22/2008	5	1	5.0	30	mg/Kg	4309
Zinc	SW6010B	4/22/2008	5	1	5.0	36	mg/Kg	4309
Mercury	SW7471A	4/22/2008	0.1	1	0.10	ND	mg/Kg	4305
TPH (Diesel-SG)	SW8015B	4/24/2008	2	1	2.00	ND	mg/Kg	R16042
TPH (Motor Oil-SG)	SW8015B	4/24/2008	4	1	4.00	71.3	mg/Kg	R16042
Surr: Pentacosane	SW8015B	4/24/2008	0	1	28-125	87.7	%REC	R16042
TPH (Gasoline)	SW8015B	4/28/2008	0.1	1	0.100	ND	mg/Kg	R16133
Surr: Trifluorotoluene	SW8015B	4/28/2008	0	1	65-135	89.7	%REC	R16133
Aroclor 1016	SW8082	4/23/2008	0.1	1	0.100	ND	mg/Kg	R16049
Aroclor 1221	SW8082	4/23/2008	0.2	1	0.200	ND	mg/Kg	R16049
Aroclor 1232	SW8082	4/23/2008	0.1	1	0.100	ND	mg/Kg	R16049
Aroclor 1242	SW8082	4/23/2008	0.1	1	0.100	ND	mg/Kg	R16049
Aroclor 1248	SW8082	4/23/2008	0.1	1	0.100	ND	mg/Kg	R16049
Aroclor 1254	SW8082	4/23/2008	0.1	1	0.100	ND	mg/Kg	R16049
Aroclor 1260	SW8082	4/23/2008	0.1	1	0.100	ND	mg/Kg	R16049
Surr: Decachlorobiphenyl	SW8082	4/23/2008	0	1	63.7-126	93.8	%REC	R16049
Surr: Tetrachloro-m-xylene	SW8082	4/23/2008	0	1	51.7-128	92.9	%REC	R16049

Client Sample ID: TR-24-2.5
Sample Location: Alders Property
Sample Matrix: SOIL
Date/Time Sampled 4/17/2008 11:40:00 AM

Lab Sample ID: 0804131-016
Date Prepared: 4/21/2008

Parameters	Analysis Method	Date Analyzed	RL	Dilution Factor	MRL	Result	Units	Analytical Batch
1,1,1,2-Tetrachloroethane	SW8260B	4/24/2008	10	1	10	ND	µg/Kg	R16089
1,1,1-Trichloroethane	SW8260B	4/24/2008	10	1	10	ND	µg/Kg	R16089
1,1,2,2-Tetrachloroethane	SW8260B	4/24/2008	10	1	10	ND	µg/Kg	R16089
1,1,2-Trichloroethane	SW8260B	4/24/2008	10	1	10	ND	µg/Kg	R16089
1,1-Dichloroethane	SW8260B	4/24/2008	10	1	10	ND	µg/Kg	R16089
1,1-Dichloroethene	SW8260B	4/24/2008	10	1	10	ND	µg/Kg	R16089
1,1-Dichloropropene	SW8260B	4/24/2008	10	1	10	ND	µg/Kg	R16089
1,2,3-Trichlorobenzene	SW8260B	4/24/2008	10	1	10	ND	µg/Kg	R16089
1,2,3-Trichloropropane	SW8260B	4/24/2008	10	1	10	ND	µg/Kg	R16089
1,2,4-Trichlorobenzene	SW8260B	4/24/2008	10	1	10	ND	µg/Kg	R16089
1,2,4-Trimethylbenzene	SW8260B	4/24/2008	10	1	10	ND	µg/Kg	R16089
1,2-Dibromo-3-chloropropane	SW8260B	4/24/2008	10	1	10	ND	µg/Kg	R16089
1,2-Dibromoethane (EDB)	SW8260B	4/24/2008	10	1	10	ND	µg/Kg	R16089
1,2-Dichlorobenzene	SW8260B	4/24/2008	10	1	10	ND	µg/Kg	R16089
1,2-Dichloroethane (EDC)	SW8260B	4/24/2008	10	1	10	ND	µg/Kg	R16089
1,2-Dichloropropane	SW8260B	4/24/2008	10	1	10	ND	µg/Kg	R16089
1,3,5-Trimethylbenzene	SW8260B	4/24/2008	10	1	10	ND	µg/Kg	R16089
1,3-Dichlorobenzene	SW8260B	4/24/2008	10	1	10	ND	µg/Kg	R16089
1,4-Dichlorobenzene	SW8260B	4/24/2008	10	1	10	ND	µg/Kg	R16089
2,2-Dichloropropane	SW8260B	4/24/2008	10	1	10	ND	µg/Kg	R16089
2-Chloroethyl vinyl ether	SW8260B	4/24/2008	10	1	10	ND	µg/Kg	R16089
2-Chlorotoluene	SW8260B	4/24/2008	10	1	10	ND	µg/Kg	R16089
4-Chlorotoluene	SW8260B	4/24/2008	10	1	10	ND	µg/Kg	R16089
4-Isopropyltoluene	SW8260B	4/24/2008	10	1	10	ND	µg/Kg	R16089
Benzene	SW8260B	4/24/2008	10	1	10	ND	µg/Kg	R16089
Bromobenzene	SW8260B	4/24/2008	10	1	10	ND	µg/Kg	R16089
Bromochloromethane	SW8260B	4/24/2008	10	1	10	ND	µg/Kg	R16089
Bromodichloromethane	SW8260B	4/24/2008	10	1	10	ND	µg/Kg	R16089
Bromoform	SW8260B	4/24/2008	10	1	10	ND	µg/Kg	R16089
Bromomethane	SW8260B	4/24/2008	10	1	10	ND	µg/Kg	R16089
Carbon tetrachloride	SW8260B	4/24/2008	10	1	10	ND	µg/Kg	R16089
Chlorobenzene	SW8260B	4/24/2008	10	1	10	ND	µg/Kg	R16089
Chloroform	SW8260B	4/24/2008	10	1	10	ND	µg/Kg	R16089
Chloromethane	SW8260B	4/24/2008	10	1	10	ND	µg/Kg	R16089
cis-1,2-Dichloroethene	SW8260B	4/24/2008	10	1	10	ND	µg/Kg	R16089
cis-1,3-Dichloropropene	SW8260B	4/24/2008	10	1	10	ND	µg/Kg	R16089
Dibromochloromethane	SW8260B	4/24/2008	10	1	10	ND	µg/Kg	R16089
Dibromomethane	SW8260B	4/24/2008	10	1	10	ND	µg/Kg	R16089
Dichlorodifluoromethane	SW8260B	4/24/2008	10	1	10	ND	µg/Kg	R16089
Ethyl tert-butyl ether (ETBE)	SW8260B	4/24/2008	10	1	10	ND	µg/Kg	R16089
Ethylbenzene	SW8260B	4/24/2008	10	1	10	ND	µg/Kg	R16089
Freon-113	SW8260B	4/24/2008	10	1	10	ND	µg/Kg	R16089
Hexachlorobutadiene	SW8260B	4/24/2008	10	1	10	ND	µg/Kg	R16089

Report prepared for: Eric Morita
Treadwell & Rollo(Oakland)

Date Received: 4/18/2008

Date Reported:

Client Sample ID: TR-24-2.5
Sample Location: Alders Property
Sample Matrix: SOIL
Date/Time Sampled 4/17/2008 11:40:00 AM

Lab Sample ID: 0804131-016
Date Prepared: 4/21/2008

Parameters	Analysis Method	Date Analyzed	RL	Dilution Factor	MRL	Result	Units	Analytical Batch
Isopropyl Ether	SW8260B	4/24/2008	10	1	10	ND	µg/Kg	R16089
Isopropylbenzene	SW8260B	4/24/2008	10	1	10	ND	µg/Kg	R16089
Methyl tert-butyl ether (MTBE)	SW8260B	4/24/2008	10	1	10	ND	µg/Kg	R16089
Methylene chloride	SW8260B	4/24/2008	50	1	50	ND	µg/Kg	R16089
Naphthalene	SW8260B	4/24/2008	20	1	20	ND	µg/Kg	R16089
n-Butylbenzene	SW8260B	4/24/2008	10	1	10	ND	µg/Kg	R16089
n-Propylbenzene	SW8260B	4/24/2008	10	1	10	ND	µg/Kg	R16089
sec-Butylbenzene	SW8260B	4/24/2008	10	1	10	ND	µg/Kg	R16089
Styrene	SW8260B	4/24/2008	10	1	10	ND	µg/Kg	R16089
t-Butyl alcohol (t-Butanol)	SW8260B	4/24/2008	50	1	50	ND	µg/Kg	R16089
tert-Amyl methyl ether (TAME)	SW8260B	4/24/2008	10	1	10	ND	µg/Kg	R16089
tert-Butylbenzene	SW8260B	4/24/2008	10	1	10	ND	µg/Kg	R16089
Tetrachloroethene	SW8260B	4/24/2008	10	1	10	ND	µg/Kg	R16089
Toluene	SW8260B	4/24/2008	10	1	10	ND	µg/Kg	R16089
trans-1,2-Dichloroethene	SW8260B	4/24/2008	10	1	10	ND	µg/Kg	R16089
trans-1,3-Dichloropropene	SW8260B	4/24/2008	10	1	10	ND	µg/Kg	R16089
Trichloroethene	SW8260B	4/24/2008	10	1	10	ND	µg/Kg	R16089
Trichlorofluoromethane	SW8260B	4/24/2008	10	1	10	ND	µg/Kg	R16089
Vinyl chloride	SW8260B	4/24/2008	10	1	10	ND	µg/Kg	R16089
Xylenes, Total	SW8260B	4/24/2008	15	1	15	ND	µg/Kg	R16089
Surr: 4-Bromofluorobenzene	SW8260B	4/24/2008	0	1	55.8-141	130	%REC	R16089
Surr: Dibromofluoromethane	SW8260B	4/24/2008	0	1	59.8-148	119	%REC	R16089
Surr: Toluene-d8	SW8260B	4/24/2008	0	1	55.2-133	93.3	%REC	R16089

Client Sample ID: TR-24-2.5
Sample Location: Alders Property
Sample Matrix: SOIL
Date/Time Sampled 4/17/2008 11:40:00 AM

Lab Sample ID: 0804131-016
Date Prepared: 4/21/2008

Parameters	Analysis Method	Date Analyzed	RL	Dilution Factor	MRL	Result	Units	Analytical Batch
1,2,4-Trichlorobenzene	SW8270C	4/23/2008	0.33	200	66.0	ND	mg/Kg	R16034
1,2-Dichlorobenzene	SW8270C	4/23/2008	0.33	200	66.0	ND	mg/Kg	R16034
1,3-Dichlorobenzene	SW8270C	4/23/2008	0.33	200	66.0	ND	mg/Kg	R16034
1,4-Dichlorobenzene	SW8270C	4/23/2008	0.33	200	66.0	ND	mg/Kg	R16034
2,4,5-Trichlorophenol	SW8270C	4/23/2008	0.33	200	66.0	ND	mg/Kg	R16034
2,4,6-Trichlorophenol	SW8270C	4/23/2008	0.33	200	66.0	ND	mg/Kg	R16034
2,4-Dichlorophenol	SW8270C	4/23/2008	0.33	200	66.0	ND	mg/Kg	R16034
2,4-Dimethylphenol	SW8270C	4/23/2008	0.66	200	132	ND	mg/Kg	R16034
2,4-Dinitrophenol	SW8270C	4/23/2008	1.7	200	340	ND	mg/Kg	R16034
2,4-Dinitrotoluene	SW8270C	4/23/2008	0.33	200	66.0	ND	mg/Kg	R16034
2,6-Dinitrotoluene	SW8270C	4/23/2008	0.33	200	66.0	ND	mg/Kg	R16034
2-Chloronaphthalene	SW8270C	4/23/2008	0.33	200	66.0	ND	mg/Kg	R16034
2-Chlorophenol	SW8270C	4/23/2008	0.33	200	66.0	ND	mg/Kg	R16034
2-Methylnaphthalene	SW8270C	4/23/2008	0.33	200	66.0	ND	mg/Kg	R16034
2-Methylphenol	SW8270C	4/23/2008	0.33	200	66.0	ND	mg/Kg	R16034
2-Nitroaniline	SW8270C	4/23/2008	0.33	200	66.0	ND	mg/Kg	R16034
2-Nitrophenol	SW8270C	4/23/2008	0.66	200	132	ND	mg/Kg	R16034
3,3'-Dichlorobenzidine	SW8270C	4/23/2008	1.7	200	340	ND	mg/Kg	R16034
3-Methylphenol	SW8270C	4/23/2008	0.33	200	66.0	ND	mg/Kg	R16034
3-Nitroaniline	SW8270C	4/23/2008	0.33	200	66.0	ND	mg/Kg	R16034
4,6-Dinitro-2-methylphenol	SW8270C	4/23/2008	0.33	200	66.0	ND	mg/Kg	R16034
4-Bromophenyl phenyl ether	SW8270C	4/23/2008	0.33	200	66.0	ND	mg/Kg	R16034
4-Chloro-3-methylphenol	SW8270C	4/23/2008	0.33	200	66.0	ND	mg/Kg	R16034
4-Chloroaniline	SW8270C	4/23/2008	0.33	200	66.0	ND	mg/Kg	R16034
4-Chlorophenyl phenyl ether	SW8270C	4/23/2008	0.33	200	66.0	ND	mg/Kg	R16034
4-Methylphenol	SW8270C	4/23/2008	0.33	200	66.0	ND	mg/Kg	R16034
4-Nitroaniline	SW8270C	4/23/2008	0.33	200	66.0	ND	mg/Kg	R16034
4-Nitrophenol	SW8270C	4/23/2008	0.33	200	66.0	ND	mg/Kg	R16034
Acenaphthene	SW8270C	4/23/2008	0.33	200	66.0	ND	mg/Kg	R16034
Acenaphthylene	SW8270C	4/23/2008	0.33	200	66.0	ND	mg/Kg	R16034
Aniline	SW8270C	4/23/2008	0.33	200	66.0	ND	mg/Kg	R16034
Anthracene	SW8270C	4/23/2008	0.33	200	66.0	ND	mg/Kg	R16034
Benz(a)anthracene	SW8270C	4/23/2008	0.33	200	66.0	ND	mg/Kg	R16034
Benzidine	SW8270C	4/23/2008	3.3	200	660	ND	mg/Kg	R16034
Benzo(g,h,i)perylene	SW8270C	4/23/2008	0.33	200	66.0	ND	mg/Kg	R16034
Benzo[a]pyrene	SW8270C	4/23/2008	0.33	200	66.0	ND	mg/Kg	R16034
Benzo[b]fluoranthene	SW8270C	4/23/2008	0.33	200	66.0	ND	mg/Kg	R16034
Benzo[k]fluoranthene	SW8270C	4/23/2008	0.33	200	66.0	ND	mg/Kg	R16034
Benzoic acid	SW8270C	4/23/2008	6.66	200	1330	ND	mg/Kg	R16034
Benzyl alcohol	SW8270C	4/23/2008	6.66	200	1330	ND	mg/Kg	R16034
Bis(2-chloroethoxy)methane	SW8270C	4/23/2008	0.33	200	66.0	ND	mg/Kg	R16034
Bis(2-chloroethyl)ether	SW8270C	4/23/2008	0.33	200	66.0	ND	mg/Kg	R16034
Bis(2-chloroisopropyl)ether	SW8270C	4/23/2008	0.33	200	66.0	ND	mg/Kg	R16034

Client Sample ID: TR-24-2.5
Sample Location: Alders Property
Sample Matrix: SOIL
Date/Time Sampled 4/17/2008 11:40:00 AM

Lab Sample ID: 0804131-016
Date Prepared: 4/21/2008

Parameters	Analysis Method	Date Analyzed	RL	Dilution Factor	MRL	Result	Units	Analytical Batch
Bis(2-ethylhexyl)phthalate	SW8270C	4/23/2008	3.3	200	660	ND	mg/Kg	R16034
Butyl benzyl phthalate	SW8270C	4/23/2008	0.33	200	66.0	ND	mg/Kg	R16034
Chrysene	SW8270C	4/23/2008	0.66	200	132	ND	mg/Kg	R16034
Dibenz(a,h)anthracene	SW8270C	4/23/2008	0.33	200	66.0	ND	mg/Kg	R16034
Dibenzofuran	SW8270C	4/23/2008	0.33	200	66.0	ND	mg/Kg	R16034
Diethyl phthalate	SW8270C	4/23/2008	3.3	200	660	ND	mg/Kg	R16034
Dimethyl phthalate	SW8270C	4/23/2008	3.3	200	660	ND	mg/Kg	R16034
Di-n-butyl phthalate	SW8270C	4/23/2008	3.3	200	660	ND	mg/Kg	R16034
Di-n-octyl phthalate	SW8270C	4/23/2008	0.33	200	66.0	ND	mg/Kg	R16034
Fluoranthene	SW8270C	4/23/2008	0.33	200	66.0	ND	mg/Kg	R16034
Fluorene	SW8270C	4/23/2008	0.33	200	66.0	ND	mg/Kg	R16034
Hexachlorobenzene	SW8270C	4/23/2008	0.33	200	66.0	ND	mg/Kg	R16034
Hexachlorobutadiene	SW8270C	4/23/2008	0.33	200	66.0	ND	mg/Kg	R16034
Hexachlorocyclopentadiene	SW8270C	4/23/2008	0.33	200	66.0	ND	mg/Kg	R16034
Hexachloroethane	SW8270C	4/23/2008	0.33	200	66.0	ND	mg/Kg	R16034
Indeno(1,2,3-cd)pyrene	SW8270C	4/23/2008	0.33	200	66.0	ND	mg/Kg	R16034
Isophorone	SW8270C	4/23/2008	0.33	200	66.0	ND	mg/Kg	R16034
Naphthalene	SW8270C	4/23/2008	0.33	200	66.0	ND	mg/Kg	R16034
Nitrobenzene	SW8270C	4/23/2008	0.33	200	66.0	ND	mg/Kg	R16034
N-Nitrosodimethylamine	SW8270C	4/23/2008	0.33	200	66.0	ND	mg/Kg	R16034
N-Nitrosodi-n-propylamine	SW8270C	4/23/2008	0.33	200	66.0	ND	mg/Kg	R16034
N-Nitrosodiphenylamine	SW8270C	4/23/2008	0.33	200	66.0	ND	mg/Kg	R16034
Pentachlorophenol	SW8270C	4/23/2008	0.33	200	66.0	ND	mg/Kg	R16034
Phenanthrene	SW8270C	4/23/2008	0.33	200	66.0	ND	mg/Kg	R16034
Phenol	SW8270C	4/23/2008	0.33	200	66.0	ND	mg/Kg	R16034
Pyrene	SW8270C	4/23/2008	0.33	200	66.0	ND	mg/Kg	R16034
Surr: 2,4,6-Tribromophenol	SW8270C	4/23/2008	0	200	16.5-114	D	%REC	R16034
Surr: 2-Fluorobiphenyl	SW8270C	4/23/2008	0	200	24.1-85.6	D	%REC	R16034
Surr: 2-Fluorophenol	SW8270C	4/23/2008	0	200	30.3-76.6	D	%REC	R16034
Surr: Nitrobenzene-d5	SW8270C	4/23/2008	0	200	29.4-78.2	D	%REC	R16034
Surr: Phenol-d6	SW8270C	4/23/2008	0	200	28.7-84.7	D	%REC	R16034
Surr: p-Terphenyl-d14	SW8270C	4/23/2008	0	200	37.9-127	D	%REC	R16034

Note: Reporting limits increased due to the nature of the sample matrix (viscous and dark color extract). Surrogates diluted out.

Report prepared for: Eric Morita
Treadwell & Rollo(Oakland)

Date Received: 4/18/2008

Date Reported:

Client Sample ID: TR-24-5.0
Sample Location: Alders Property
Sample Matrix: SOIL
Date/Time Sampled 4/17/2008 11:50:00 AM

Lab Sample ID: 0804131-017

Date Prepared: 4/21/2008

Parameters	Analysis Method	Date Analyzed	RL	Dilution Factor	MRL	Result	Units	Analytical Batch
Arsenic	SW6010B	4/22/2008	1.7	1	1.7	5.1	mg/Kg	4309
Barium	SW6010B	4/22/2008	5	1	5.0	130	mg/Kg	4309
Cadmium	SW6010B	4/22/2008	1	1	1.0	ND	mg/Kg	4309
Chromium	SW6010B	4/22/2008	5	1	5.0	19	mg/Kg	4309
Lead	SW6010B	4/22/2008	1	1	1.0	3.3	mg/Kg	4309
Selenium	SW6010B	4/22/2008	5	1	5.0	ND	mg/Kg	4309
Silver	SW6010B	4/22/2008	1	1	1.0	ND	mg/Kg	4309
Mercury	SW7471A	4/22/2008	0.1	1	0.10	0.11	mg/Kg	4305
TPH (Diesel-SG)	SW8015B	4/24/2008	2	1	2.00	ND	mg/Kg	R16042
TPH (Motor Oil-SG)	SW8015B	4/24/2008	4	1	4.00	ND	mg/Kg	R16042
Surr: Pentacosane	SW8015B	4/24/2008	0	1	28-125	100	%REC	R16042
TPH (Gasoline)	SW8015B	4/29/2008	0.1	1	0.100	ND	mg/Kg	R16133
Surr: Trifluorotoluene	SW8015B	4/29/2008	0	1	65-135	87.7	%REC	R16133

Client Sample ID: TR-24-5.0
Sample Location: Alders Property
Sample Matrix: SOIL
Date/Time Sampled 4/17/2008 11:50:00 AM

Lab Sample ID: 0804131-017
Date Prepared: 4/21/2008

Parameters	Analysis Method	Date Analyzed	RL	Dilution Factor	MRL	Result	Units	Analytical Batch
1,1,1,2-Tetrachloroethane	SW8260B	4/24/2008	10	1	10	ND	µg/Kg	R16089
1,1,1-Trichloroethane	SW8260B	4/24/2008	10	1	10	ND	µg/Kg	R16089
1,1,2,2-Tetrachloroethane	SW8260B	4/24/2008	10	1	10	ND	µg/Kg	R16089
1,1,2-Trichloroethane	SW8260B	4/24/2008	10	1	10	ND	µg/Kg	R16089
1,1-Dichloroethane	SW8260B	4/24/2008	10	1	10	ND	µg/Kg	R16089
1,1-Dichloroethene	SW8260B	4/24/2008	10	1	10	ND	µg/Kg	R16089
1,1-Dichloropropene	SW8260B	4/24/2008	10	1	10	ND	µg/Kg	R16089
1,2,3-Trichlorobenzene	SW8260B	4/24/2008	10	1	10	ND	µg/Kg	R16089
1,2,3-Trichloropropane	SW8260B	4/24/2008	10	1	10	ND	µg/Kg	R16089
1,2,4-Trichlorobenzene	SW8260B	4/24/2008	10	1	10	ND	µg/Kg	R16089
1,2,4-Trimethylbenzene	SW8260B	4/24/2008	10	1	10	ND	µg/Kg	R16089
1,2-Dibromo-3-chloropropane	SW8260B	4/24/2008	10	1	10	ND	µg/Kg	R16089
1,2-Dibromoethane (EDB)	SW8260B	4/24/2008	10	1	10	ND	µg/Kg	R16089
1,2-Dichlorobenzene	SW8260B	4/24/2008	10	1	10	ND	µg/Kg	R16089
1,2-Dichloroethane (EDC)	SW8260B	4/24/2008	10	1	10	ND	µg/Kg	R16089
1,2-Dichloropropane	SW8260B	4/24/2008	10	1	10	ND	µg/Kg	R16089
1,3,5-Trimethylbenzene	SW8260B	4/24/2008	10	1	10	ND	µg/Kg	R16089
1,3-Dichlorobenzene	SW8260B	4/24/2008	10	1	10	ND	µg/Kg	R16089
1,4-Dichlorobenzene	SW8260B	4/24/2008	10	1	10	ND	µg/Kg	R16089
2,2-Dichloropropane	SW8260B	4/24/2008	10	1	10	ND	µg/Kg	R16089
2-Chloroethyl vinyl ether	SW8260B	4/24/2008	10	1	10	ND	µg/Kg	R16089
2-Chlorotoluene	SW8260B	4/24/2008	10	1	10	ND	µg/Kg	R16089
4-Chlorotoluene	SW8260B	4/24/2008	10	1	10	ND	µg/Kg	R16089
4-Isopropyltoluene	SW8260B	4/24/2008	10	1	10	ND	µg/Kg	R16089
Benzene	SW8260B	4/24/2008	10	1	10	ND	µg/Kg	R16089
Bromobenzene	SW8260B	4/24/2008	10	1	10	ND	µg/Kg	R16089
Bromochloromethane	SW8260B	4/24/2008	10	1	10	ND	µg/Kg	R16089
Bromodichloromethane	SW8260B	4/24/2008	10	1	10	ND	µg/Kg	R16089
Bromoform	SW8260B	4/24/2008	10	1	10	ND	µg/Kg	R16089
Bromomethane	SW8260B	4/24/2008	10	1	10	ND	µg/Kg	R16089
Carbon tetrachloride	SW8260B	4/24/2008	10	1	10	ND	µg/Kg	R16089
Chlorobenzene	SW8260B	4/24/2008	10	1	10	ND	µg/Kg	R16089
Chloroform	SW8260B	4/24/2008	10	1	10	ND	µg/Kg	R16089
Chloromethane	SW8260B	4/24/2008	10	1	10	ND	µg/Kg	R16089
cis-1,2-Dichloroethene	SW8260B	4/24/2008	10	1	10	ND	µg/Kg	R16089
cis-1,3-Dichloropropene	SW8260B	4/24/2008	10	1	10	ND	µg/Kg	R16089
Dibromochloromethane	SW8260B	4/24/2008	10	1	10	ND	µg/Kg	R16089
Dibromomethane	SW8260B	4/24/2008	10	1	10	ND	µg/Kg	R16089
Dichlorodifluoromethane	SW8260B	4/24/2008	10	1	10	ND	µg/Kg	R16089
Ethyl tert-butyl ether (ETBE)	SW8260B	4/24/2008	10	1	10	ND	µg/Kg	R16089
Ethylbenzene	SW8260B	4/24/2008	10	1	10	ND	µg/Kg	R16089
Freon-113	SW8260B	4/24/2008	10	1	10	ND	µg/Kg	R16089
Hexachlorobutadiene	SW8260B	4/24/2008	10	1	10	ND	µg/Kg	R16089

Report prepared for: Eric Morita
Treadwell & Rollo(Oakland)

Date Received: 4/18/2008

Date Reported:

Client Sample ID: TR-24-5.0
Sample Location: Alders Property
Sample Matrix: SOIL
Date/Time Sampled 4/17/2008 11:50:00 AM

Lab Sample ID: 0804131-017
Date Prepared: 4/21/2008

Parameters	Analysis Method	Date Analyzed	RL	Dilution Factor	MRL	Result	Units	Analytical Batch
Isopropyl Ether	SW8260B	4/24/2008	10	1	10	ND	µg/Kg	R16089
Isopropylbenzene	SW8260B	4/24/2008	10	1	10	ND	µg/Kg	R16089
Methyl tert-butyl ether (MTBE)	SW8260B	4/24/2008	10	1	10	ND	µg/Kg	R16089
Methylene chloride	SW8260B	4/24/2008	50	1	50	ND	µg/Kg	R16089
Naphthalene	SW8260B	4/24/2008	20	1	20	ND	µg/Kg	R16089
n-Butylbenzene	SW8260B	4/24/2008	10	1	10	ND	µg/Kg	R16089
n-Propylbenzene	SW8260B	4/24/2008	10	1	10	ND	µg/Kg	R16089
sec-Butylbenzene	SW8260B	4/24/2008	10	1	10	ND	µg/Kg	R16089
Styrene	SW8260B	4/24/2008	10	1	10	ND	µg/Kg	R16089
t-Butyl alcohol (t-Butanol)	SW8260B	4/24/2008	50	1	50	ND	µg/Kg	R16089
tert-Amyl methyl ether (TAME)	SW8260B	4/24/2008	10	1	10	ND	µg/Kg	R16089
tert-Butylbenzene	SW8260B	4/24/2008	10	1	10	ND	µg/Kg	R16089
Tetrachloroethene	SW8260B	4/24/2008	10	1	10	ND	µg/Kg	R16089
Toluene	SW8260B	4/24/2008	10	1	10	ND	µg/Kg	R16089
trans-1,2-Dichloroethene	SW8260B	4/24/2008	10	1	10	ND	µg/Kg	R16089
trans-1,3-Dichloropropene	SW8260B	4/24/2008	10	1	10	ND	µg/Kg	R16089
Trichloroethene	SW8260B	4/24/2008	10	1	10	ND	µg/Kg	R16089
Trichlorofluoromethane	SW8260B	4/24/2008	10	1	10	ND	µg/Kg	R16089
Vinyl chloride	SW8260B	4/24/2008	10	1	10	ND	µg/Kg	R16089
Xylenes, Total	SW8260B	4/24/2008	15	1	15	ND	µg/Kg	R16089
Surr: 4-Bromofluorobenzene	SW8260B	4/24/2008	0	1	55.8-141	112	%REC	R16089
Surr: Dibromofluoromethane	SW8260B	4/24/2008	0	1	59.8-148	125	%REC	R16089
Surr: Toluene-d8	SW8260B	4/24/2008	0	1	55.2-133	90.2	%REC	R16089

Client Sample ID: TR-19-GW
Sample Location: Alders Property
Sample Matrix: GROUNDWATER
Date/Time Sampled 4/17/2008 2:00:00 PM

Lab Sample ID: 0804131-019
Date Prepared: 4/25/2008

Parameters	Analysis Method	Date Analyzed	RL	Dilution Factor	MRL	Result	Units	Analytical Batch
1,1,1,2-Tetrachloroethane	SW8260B	4/25/2008	1	1.38	1.38	ND	µg/L	R16114
1,1,1-Trichloroethane	SW8260B	4/25/2008	0.5	1.38	0.69	ND	µg/L	R16114
1,1,2,2-Tetrachloroethane	SW8260B	4/25/2008	1	1.38	1.38	ND	µg/L	R16114
1,1,2-Trichloroethane	SW8260B	4/25/2008	0.5	1.38	0.69	ND	µg/L	R16114
1,1-Dichloroethane	SW8260B	4/25/2008	0.5	1.38	0.69	ND	µg/L	R16114
1,1-Dichloroethene	SW8260B	4/25/2008	1	1.38	1.38	ND	µg/L	R16114
1,1-Dichloropropene	SW8260B	4/25/2008	0.5	1.38	0.69	ND	µg/L	R16114
1,2,3-Trichlorobenzene	SW8260B	4/25/2008	0.5	1.38	0.69	ND	µg/L	R16114
1,2,3-Trichloropropane	SW8260B	4/25/2008	1	1.38	1.38	ND	µg/L	R16114
1,2,4-Trichlorobenzene	SW8260B	4/25/2008	0.5	1.38	0.69	ND	µg/L	R16114
1,2,4-Trimethylbenzene	SW8260B	4/25/2008	0.5	1.38	0.69	ND	µg/L	R16114
1,2-Dibromo-3-chloropropane	SW8260B	4/25/2008	0.5	1.38	0.69	ND	µg/L	R16114
1,2-Dibromoethane (EDB)	SW8260B	4/25/2008	0.5	1.38	0.69	ND	µg/L	R16114
1,2-Dichlorobenzene	SW8260B	4/25/2008	0.5	1.38	0.69	ND	µg/L	R16114
1,2-Dichloroethane (EDC)	SW8260B	4/25/2008	0.5	1.38	0.69	ND	µg/L	R16114
1,2-Dichloropropane	SW8260B	4/25/2008	0.5	1.38	0.69	ND	µg/L	R16114
1,3,5-Trimethylbenzene	SW8260B	4/25/2008	0.5	1.38	0.69	ND	µg/L	R16114
1,3-Dichlorobenzene	SW8260B	4/25/2008	0.5	1.38	0.69	ND	µg/L	R16114
1,3-Dichloropropene	SW8260B	4/25/2008	0.5	1.38	0.69	ND	µg/L	R16114
1,4-Dichlorobenzene	SW8260B	4/25/2008	0.5	1.38	0.69	ND	µg/L	R16114
2,2-Dichloropropane	SW8260B	4/25/2008	0.5	1.38	0.69	ND	µg/L	R16114
2-Chloroethyl vinyl ether	SW8260B	4/25/2008	1	1.38	1.38	ND	µg/L	R16114
2-Chlorotoluene	SW8260B	4/25/2008	0.5	1.38	0.69	ND	µg/L	R16114
4-Chlorotoluene	SW8260B	4/25/2008	0.5	1.38	0.69	ND	µg/L	R16114
4-Isopropyltoluene	SW8260B	4/25/2008	0.5	1.38	0.69	ND	µg/L	R16114
Acetone	SW8260B	4/25/2008	10	1.38	13.8	ND	µg/L	R16114
Benzene	SW8260B	4/25/2008	0.5	1.38	0.69	ND	µg/L	R16114
Bromobenzene	SW8260B	4/25/2008	0.5	1.38	0.69	ND	µg/L	R16114
Bromochloromethane	SW8260B	4/25/2008	0.5	1.38	0.69	ND	µg/L	R16114
Bromodichloromethane	SW8260B	4/25/2008	0.5	1.38	0.69	ND	µg/L	R16114
Bromoform	SW8260B	4/25/2008	1	1.38	1.38	ND	µg/L	R16114
Bromomethane	SW8260B	4/25/2008	1	1.38	1.38	ND	µg/L	R16114
Carbon tetrachloride	SW8260B	4/25/2008	0.5	1.38	0.69	ND	µg/L	R16114
Chlorobenzene	SW8260B	4/25/2008	0.5	1.38	0.69	ND	µg/L	R16114
Chloroform	SW8260B	4/25/2008	0.5	1.38	0.69	ND	µg/L	R16114
Chloromethane	SW8260B	4/25/2008	0.5	1.38	0.69	ND	µg/L	R16114
cis-1,2-Dichloroethene	SW8260B	4/25/2008	0.5	1.38	0.69	ND	µg/L	R16114
cis-1,3-Dichloropropene	SW8260B	4/25/2008	0.5	1.38	0.69	ND	µg/L	R16114
Dibromochloromethane	SW8260B	4/25/2008	0.5	1.38	0.69	ND	µg/L	R16114
Dibromomethane	SW8260B	4/25/2008	0.5	1.38	0.69	ND	µg/L	R16114
Dichlorodifluoromethane	SW8260B	4/25/2008	0.5	1.38	0.69	ND	µg/L	R16114
Diisopropyl ether (DIPE)	SW8260B	4/25/2008	0.5	1.38	0.69	ND	µg/L	R16114
Ethyl tert-butyl ether (ETBE)	SW8260B	4/25/2008	0.5	1.38	0.69	ND	µg/L	R16114

Client Sample ID: TR-19-GW
Sample Location: Alders Property
Sample Matrix: GROUNDWATER
Date/Time Sampled 4/17/2008 2:00:00 PM

Lab Sample ID: 0804131-019
Date Prepared: 4/25/2008

Parameters	Analysis Method	Date Analyzed	RL	Dilution Factor	MRL	Result	Units	Analytical Batch
Ethylbenzene	SW8260B	4/25/2008	0.5	1.38	0.69	ND	µg/L	R16114
Freon-113	SW8260B	4/25/2008	1	1.38	1.38	ND	µg/L	R16114
Hexachlorobutadiene	SW8260B	4/25/2008	0.5	1.38	0.69	ND	µg/L	R16114
Isopropylbenzene	SW8260B	4/25/2008	1	1.38	1.38	ND	µg/L	R16114
Methyl tert-butyl ether (MTBE)	SW8260B	4/25/2008	0.5	1.38	0.69	ND	µg/L	R16114
Methylene chloride	SW8260B	4/25/2008	5	1.38	6.90	ND	µg/L	R16114
Naphthalene	SW8260B	4/25/2008	0.5	1.38	0.69	ND	µg/L	R16114
n-Butylbenzene	SW8260B	4/25/2008	0.5	1.38	0.69	ND	µg/L	R16114
n-Propylbenzene	SW8260B	4/25/2008	0.5	1.38	0.69	ND	µg/L	R16114
sec-Butylbenzene	SW8260B	4/25/2008	0.5	1.38	0.69	ND	µg/L	R16114
Styrene	SW8260B	4/25/2008	0.5	1.38	0.69	ND	µg/L	R16114
t-Butyl alcohol (t-Butanol)	SW8260B	4/25/2008	5	1.38	6.90	ND	µg/L	R16114
tert-Amyl methyl ether (TAME)	SW8260B	4/25/2008	0.5	1.38	0.69	ND	µg/L	R16114
tert-Butylbenzene	SW8260B	4/25/2008	0.5	1.38	0.69	ND	µg/L	R16114
Tetrachloroethene	SW8260B	4/25/2008	0.5	1.38	0.69	ND	µg/L	R16114
Toluene	SW8260B	4/25/2008	0.5	1.38	0.69	ND	µg/L	R16114
trans-1,2-Dichloroethene	SW8260B	4/25/2008	0.5	1.38	0.69	ND	µg/L	R16114
trans-1,3-Dichloropropene	SW8260B	4/25/2008	0.5	1.38	0.69	ND	µg/L	R16114
Trichloroethene	SW8260B	4/25/2008	0.5	1.38	0.69	ND	µg/L	R16114
Trichlorofluoromethane	SW8260B	4/25/2008	0.5	1.38	0.69	ND	µg/L	R16114
Vinyl chloride	SW8260B	4/25/2008	0.5	1.38	0.69	ND	µg/L	R16114
Xylenes, Total	SW8260B	4/25/2008	1.5	1.38	2.07	ND	µg/L	R16114
Surr: Dibromofluoromethane	SW8260B	4/25/2008	0	1.38	61.2-131	92.0	%REC	R16114
Surr: 4-Bromofluorobenzene	SW8260B	4/25/2008	0	1.38	64.1-120	98.6	%REC	R16114
Surr: Toluene-d8	SW8260B	4/25/2008	0	1.38	75.1-127	88.3	%REC	R16114

Note: Sample was diluted prior to analysis due to the sediment in all VOAs.

Definitions, legends and Notes

Note	Description
ug/kg	Microgram per kilogram (ppb, part per billion).
ug/L	Microgram per liter (ppb, part per billion).
mg/kg	Milligram per kilogram (ppm, part per million).
mg/L	Milligram per liter (ppm, part per million).
LCS/LCSD	Laboratory control sample/laboratory control sample duplicate.
MDL	Method detection limit.
MRL	Modified reporting limit. When sample is subject to dilution, reporting limit times dilution factor yields MRL.
MS/MSD	Matrix spike/matrix spike duplicate.
N/A	Not applicable.
ND	Not detected at or above detection limit.
NR	Not reported.
QC	Quality Control.
RL	Reporting limit.
% RPD	Percent relative difference.
a	pH was measured immediately upon the receipt of the sample, but it was still done outside the holding time.
sub	Analyzed by subcontracting laboratory, Lab Certificate #

CLIENT: Treadwell & Rollo(Oakland)
Work Order: 0804131
Project: 4069.04

ANALYTICAL QC SUMMARY REPORT

BatchID: 4305

Sample ID: MB-4305	SampType: MBLK	TestCode: HG_CTS	Units: mg/Kg	Prep Date: 4/21/2008	RunNo: 16044						
Client ID: ZZZZZ	Batch ID: 4305	TestNo: SW7471A	(SW7471APR	Analysis Date: 4/22/2008	SeqNo: 230035						
Analyte	Result	PQL	SPK value	SPK Ref Val	%REC	LowLimit	HighLimit	RPD Ref Val	%RPD	RPDLimit	Qual
Mercury	ND	0.10									

Sample ID: LCS-4305	SampType: LCS	TestCode: HG_CTS	Units: mg/Kg	Prep Date: 4/21/2008	RunNo: 16044						
Client ID: ZZZZZ	Batch ID: 4305	TestNo: SW7471A	(SW7471APR	Analysis Date: 4/22/2008	SeqNo: 230040						
Analyte	Result	PQL	SPK value	SPK Ref Val	%REC	LowLimit	HighLimit	RPD Ref Val	%RPD	RPDLimit	Qual
Mercury	1.349	0.10	1.25	0	108	80.5	133				

Sample ID: LCSD-4305	SampType: LCSD	TestCode: HG_CTS	Units: mg/Kg	Prep Date: 4/21/2008	RunNo: 16044						
Client ID: ZZZZZ	Batch ID: 4305	TestNo: SW7471A	(SW7471APR	Analysis Date: 4/22/2008	SeqNo: 230034						
Analyte	Result	PQL	SPK value	SPK Ref Val	%REC	LowLimit	HighLimit	RPD Ref Val	%RPD	RPDLimit	Qual
Mercury	1.341	0.10	1.25	0	107	80.5	133	1.349	0.620	30	

Qualifiers: E Value above quantitation range H Holding times for preparation or analysis exceeded J Analyte detected below quantitation limits
 ND Not Detected at the Reporting Limit R RPD outside accepted recovery limits S Spike Recovery outside accepted recovery limits

CLIENT: Treadwell & Rollo(Oakland)
Work Order: 0804131
Project: 4069.04

ANALYTICAL QC SUMMARY REPORT

BatchID: 4309

Sample ID: MB-4309	SampType: MBLK	TestCode: 6010B_S	Units: mg/Kg	Prep Date: 4/21/2008	RunNo: 16076						
Client ID: ZZZZZ	Batch ID: 4309	TestNo: SW6010B	(SW3050B)	Analysis Date: 4/22/2008	SeqNo: 230554						
Analyte	Result	PQL	SPK value	SPK Ref Val	%REC	LowLimit	HighLimit	RPD Ref Val	%RPD	RPDLimit	Qual
Antimony	ND	5.0									
Arsenic	ND	1.7									
Barium	ND	5.0									
Beryllium	ND	2.0									
Cadmium	ND	1.0									
Chromium	ND	5.0									
Cobalt	ND	5.0									
Copper	ND	5.0									
Lead	ND	1.0									
Molybdenum	ND	5.0									
Nickel	ND	5.0									
Selenium	ND	5.0									
Silver	ND	1.0									
Thallium	ND	5.0									
Vanadium	ND	5.0									
Zinc	ND	5.0									

Sample ID: LCS-4309	SampType: LCS	TestCode: 6010B_S	Units: mg/Kg	Prep Date: 4/21/2008	RunNo: 16076						
Client ID: ZZZZZ	Batch ID: 4309	TestNo: SW6010B	(SW3050B)	Analysis Date: 4/22/2008	SeqNo: 230552						
Analyte	Result	PQL	SPK value	SPK Ref Val	%REC	LowLimit	HighLimit	RPD Ref Val	%RPD	RPDLimit	Qual
Antimony	50.65	5.0	50	0	101	67.6	140				
Arsenic	51.30	1.7	50	0	103	73.9	135				
Barium	54.85	5.0	50	0	110	70.2	130				
Beryllium	47.60	2.0	50	0	95.2	73.4	113				
Cadmium	50.15	1.0	50	0	100	82.4	125				
Chromium	51.95	5.0	50	0	104	68.1	122				
Cobalt	51.20	5.0	50	0	102	73.7	120				
Copper	55.90	5.0	50	0	112	82.1	118				
Lead	50.30	1.0	50	0	101	67.9	118				
Molybdenum	52.45	5.0	50	0	105	87.3	122				

Qualifiers: E Value above quantitation range H Holding times for preparation or analysis exceeded J Analyte detected below quantitation limits
 ND Not Detected at the Reporting Limit R RPD outside accepted recovery limits S Spike Recovery outside accepted recovery limits

CLIENT: Treadwell & Rollo(Oakland)
Work Order: 0804131
Project: 4069.04

ANALYTICAL QC SUMMARY REPORT

BatchID: 4309

Sample ID: LCS-4309	SampType: LCS	TestCode: 6010B_S	Units: mg/Kg	Prep Date: 4/21/2008	RunNo: 16076						
Client ID: ZZZZZ	Batch ID: 4309	TestNo: SW6010B	(SW3050B)	Analysis Date: 4/22/2008	SeqNo: 230552						
Analyte	Result	PQL	SPK value	SPK Ref Val	%REC	LowLimit	HighLimit	RPD Ref Val	%RPD	RPDLimit	Qual
Nickel	51.15	5.0	50	0	102	69.2	126				
Selenium	51.05	5.0	50	0	102	75	125				
Silver	54.10	1.0	50	0	108	65.4	118				
Thallium	48.70	5.0	50	0	97.4	75	125				
Vanadium	55.50	5.0	50	0	111	83.2	112				
Zinc	53.50	5.0	50	0	107	72.6	123				

Sample ID: LCSD-4309	SampType: LCSD	TestCode: 6010B_S	Units: mg/Kg	Prep Date: 4/21/2008	RunNo: 16076						
Client ID: ZZZZZ	Batch ID: 4309	TestNo: SW6010B	(SW3050B)	Analysis Date: 4/22/2008	SeqNo: 230553						
Analyte	Result	PQL	SPK value	SPK Ref Val	%REC	LowLimit	HighLimit	RPD Ref Val	%RPD	RPDLimit	Qual
Antimony	51.70	5.0	50	0	103	67.6	140	50.65	2.05	30	
Arsenic	53.15	1.7	50	0	106	73.9	135	51.3	3.54	30	
Barium	52.10	5.0	50	0	104	70.2	130	54.85	5.14	30	
Beryllium	47.10	2.0	50	0	94.2	73.4	113	47.6	1.06	30	
Cadmium	51.05	1.0	50	0	102	82.4	125	50.15	1.78	30	
Chromium	53.20	5.0	50	0	106	68.1	122	51.95	2.38	30	
Cobalt	52.20	5.0	50	0	104	73.7	120	51.2	1.93	30	
Copper	52.70	5.0	50	0	105	82.1	118	55.9	5.89	30	
Lead	51.75	1.0	50	0	104	67.9	118	50.3	2.84	30	
Molybdenum	53.75	5.0	50	0	108	87.3	122	52.45	2.45	30	
Nickel	52.25	5.0	50	0	104	69.2	126	51.15	2.13	30	
Selenium	51.55	5.0	50	0	103	75	125	51.05	0.975	30	
Silver	51.35	1.0	50	0	103	65.4	118	54.1	5.22	30	
Thallium	50.55	5.0	50	0	101	75	125	48.7	3.73	30	
Vanadium	52.65	5.0	50	0	105	83.2	112	55.5	5.27	30	
Zinc	50.50	5.0	50	0	101	72.6	123	53.5	5.77	30	

Qualifiers: E Value above quantitation range H Holding times for preparation or analysis exceeded J Analyte detected below quantitation limits
 ND Not Detected at the Reporting Limit R RPD outside accepted recovery limits S Spike Recovery outside accepted recovery limits

CLIENT: Treadwell & Rollo(Oakland)
Work Order: 0804131
Project: 4069.04

ANALYTICAL QC SUMMARY REPORT

BatchID: R16034

Sample ID: SS080421A-MB	SampType: MBLK	TestCode: 8270S	Units: mg/Kg	Prep Date: 4/21/2008	RunNo: 16034
Client ID: ZZZZZ	Batch ID: R16034	TestNo: SW8270C		Analysis Date: 4/21/2008	SeqNo: 229900

Analyte	Result	PQL	SPK value	SPK Ref Val	%REC	LowLimit	HighLimit	RPD Ref Val	%RPD	RPDLimit	Qual
1,2,4-Trichlorobenzene	ND	0.330									
1,2-Dichlorobenzene	ND	0.330									
1,3-Dichlorobenzene	ND	0.330									
1,4-Dichlorobenzene	ND	0.330									
2,4,5-Trichlorophenol	ND	0.330									
2,4,6-Trichlorophenol	ND	0.330									
2,4-Dichlorophenol	ND	0.330									
2,4-Dimethylphenol	ND	0.660									
2,4-Dinitrophenol	ND	1.70									
2,4-Dinitrotoluene	ND	0.330									
2,6-Dinitrotoluene	ND	0.330									
2-Chloronaphthalene	ND	0.330									
2-Chlorophenol	ND	0.330									
2-Methylnaphthalene	ND	0.330									
2-Methylphenol	ND	0.330									
2-Nitroaniline	ND	0.330									
2-Nitrophenol	ND	0.660									
3,3'-Dichlorobenzidine	ND	1.70									
3-Methylphenol	ND	0.330									
3-Nitroaniline	ND	0.330									
4,6-Dinitro-2-methylphenol	ND	0.330									
4-Bromophenyl phenyl ether	ND	0.330									
4-Chloro-3-methylphenol	ND	0.330									
4-Chloroaniline	ND	0.330									
4-Chlorophenyl phenyl ether	ND	0.330									
4-Methylphenol	ND	0.330									
4-Nitroaniline	ND	0.330									
4-Nitrophenol	ND	0.330									
Acenaphthene	ND	0.330									
Acenaphthylene	ND	0.330									
Aniline	ND	0.330									

Qualifiers:	E Value above quantitation range	H Holding times for preparation or analysis exceeded	J Analyte detected below quantitation limits
	ND Not Detected at the Reporting Limit	R RPD outside accepted recovery limits	S Spike Recovery outside accepted recovery limits

CLIENT: Treadwell & Rollo(Oakland)
Work Order: 0804131
Project: 4069.04

ANALYTICAL QC SUMMARY REPORT

BatchID: R16034

Sample ID: SS080421A-MB	SampType: MBLK	TestCode: 8270S	Units: mg/Kg	Prep Date: 4/21/2008	RunNo: 16034
Client ID: ZZZZZ	Batch ID: R16034	TestNo: SW8270C		Analysis Date: 4/21/2008	SeqNo: 229900

Analyte	Result	PQL	SPK value	SPK Ref Val	%REC	LowLimit	HighLimit	RPD Ref Val	%RPD	RPDLimit	Qual
Anthracene	ND	0.330									
Benz(a)anthracene	ND	0.330									
Benzidine	ND	3.30									
Benzo(g,h,i)perylene	ND	0.330									
Benzo[a]pyrene	ND	0.330									
Benzo[b]fluoranthene	ND	0.330									
Benzo[k]fluoranthene	ND	0.330									
Benzoic acid	ND	6.66									
Benzyl alcohol	ND	6.66									
Bis(2-chloroethoxy)methane	ND	0.330									
Bis(2-chloroethyl)ether	ND	0.330									
Bis(2-chloroisopropyl)ether	ND	0.330									
Bis(2-ethylhexyl)phthalate	ND	3.30									
Butyl benzyl phthalate	ND	0.330									
Chrysene	ND	0.660									
Dibenz(a,h)anthracene	ND	0.330									
Dibenzofuran	ND	0.330									
Diethyl phthalate	ND	3.30									
Dimethyl phthalate	ND	3.30									
Di-n-butyl phthalate	ND	3.30									
Di-n-octyl phthalate	ND	0.330									
Fluoranthene	ND	0.330									
Fluorene	ND	0.330									
Hexachlorobenzene	ND	0.330									
Hexachlorobutadiene	ND	0.330									
Hexachlorocyclopentadiene	ND	0.330									
Hexachloroethane	ND	0.330									
Indeno(1,2,3-cd)pyrene	ND	0.330									
Isophorone	ND	0.330									
Naphthalene	ND	0.330									
Nitrobenzene	ND	0.330									

Qualifiers:	E Value above quantitation range	H Holding times for preparation or analysis exceeded	J Analyte detected below quantitation limits
	ND Not Detected at the Reporting Limit	R RPD outside accepted recovery limits	S Spike Recovery outside accepted recovery limits

CLIENT: Treadwell & Rollo(Oakland)
Work Order: 0804131
Project: 4069.04

ANALYTICAL QC SUMMARY REPORT

BatchID: R16034

Sample ID: SS080421A-MB		SampType: MBLK		TestCode: 8270S		Units: mg/Kg		Prep Date: 4/21/2008		RunNo: 16034	
Client ID: ZZZZZ		Batch ID: R16034		TestNo: SW8270C				Analysis Date: 4/21/2008		SeqNo: 229900	
Analyte	Result	PQL	SPK value	SPK Ref Val	%REC	LowLimit	HighLimit	RPD Ref Val	%RPD	RPDLimit	Qual
N-Nitrosodimethylamine	ND	0.330									
N-Nitrosodi-n-propylamine	ND	0.330									
N-Nitrosodiphenylamine	ND	0.330									
Pentachlorophenol	ND	0.330									
Phenanthrene	ND	0.330									
Phenol	ND	0.330									
Pyrene	ND	0.330									
Surr: 2,4,6-Tribromophenol	1.175	0	3.333	0	35.3	16.5	114				
Surr: 2-Fluorobiphenyl	1.025	0	1.667	0	61.5	24.1	85.6				
Surr: 2-Fluorophenol	1.492	0	3.333	0	44.7	30.3	76.6				
Surr: Nitrobenzene-d5	1.025	0	1.667	0	61.5	29.4	78.2				
Surr: Phenol-d6	1.717	0	3.333	0	51.5	28.7	84.7				
Surr: p-Terphenyl-d14	1.979	0	1.667	0	119	37.9	127				

Sample ID: SS080421A-LCS		SampType: LCS		TestCode: 8270S		Units: mg/Kg		Prep Date: 4/21/2008		RunNo: 16034	
Client ID: ZZZZZ		Batch ID: R16034		TestNo: SW8270C				Analysis Date: 4/21/2008		SeqNo: 229901	
Analyte	Result	PQL	SPK value	SPK Ref Val	%REC	LowLimit	HighLimit	RPD Ref Val	%RPD	RPDLimit	Qual
1,2,4-Trichlorobenzene	0.5262	0.330	1.333	0	39.5	31.7	85.1				
1,4-Dichlorobenzene	0.5660	0.330	1.333	0	42.5	38.8	77.2				
2,4-Dinitrotoluene	1.132	0.330	1.333	0	84.9	30.8	124				
2-Chlorophenol	1.852	0.330	4	0	46.3	25.3	88.7				
4-Chloro-3-methylphenol	1.865	0.330	4	0	46.6	24.9	97.2				
4-Nitrophenol	2.743	0.330	4	0	68.6	11.1	126				
Acenaphthene	0.6402	0.330	1.333	0	48.0	29.1	94.8				
N-Nitrosodi-n-propylamine	1.876	0.330	4	0	46.9	15.5	116				
Pentachlorophenol	3.403	0.330	4	0	85.1	19.9	133				
Phenol	1.827	0.330	4	0	45.7	16	98.6				
Pyrene	1.403	0.330	1.333	0	105	34.2	127				
Surr: 2,4,6-Tribromophenol	2.889	0	3.333	0	86.7	16.5	114				
Surr: 2-Fluorobiphenyl	0.7439	0	1.667	0	44.6	24.1	85.6				

Qualifiers: E Value above quantitation range H Holding times for preparation or analysis exceeded J Analyte detected below quantitation limits
 ND Not Detected at the Reporting Limit R RPD outside accepted recovery limits S Spike Recovery outside accepted recovery limits

CLIENT: Treadwell & Rollo(Oakland)
Work Order: 0804131
Project: 4069.04

ANALYTICAL QC SUMMARY REPORT

BatchID: R16034

Sample ID: SS080421A-LCS	SampType: LCS	TestCode: 8270S	Units: mg/Kg	Prep Date: 4/21/2008	RunNo: 16034						
Client ID: ZZZZZ	Batch ID: R16034	TestNo: SW8270C		Analysis Date: 4/21/2008	SeqNo: 229901						
Analyte	Result	PQL	SPK value	SPK Ref Val	%REC	LowLimit	HighLimit	RPD Ref Val	%RPD	RPDLimit	Qual
Surr: 2-Fluorophenol	1.307	0	3.333	0	39.2	30.3	76.6				
Surr: Nitrobenzene-d5	0.7188	0	1.667	0	43.1	29.4	78.2				
Surr: Phenol-d6	1.459	0	3.333	0	43.8	28.7	84.7				
Surr: p-Terphenyl-d14	1.799	0	1.667	0	108	37.9	127				

Sample ID: SS080421A-LCSD	SampType: LCSD	TestCode: 8270S	Units: mg/Kg	Prep Date: 4/21/2008	RunNo: 16034						
Client ID: ZZZZZ	Batch ID: R16034	TestNo: SW8270C		Analysis Date: 4/21/2008	SeqNo: 229902						
Analyte	Result	PQL	SPK value	SPK Ref Val	%REC	LowLimit	HighLimit	RPD Ref Val	%RPD	RPDLimit	Qual
1,2,4-Trichlorobenzene	0.6671	0.330	1.333	0	50.0	31.7	85.1	0.5262	23.6	35	
1,4-Dichlorobenzene	0.6490	0.330	1.333	0	48.7	38.8	77.2	0.566	13.7	32	
2,4-Dinitrotoluene	1.046	0.330	1.333	0	78.5	30.8	124	1.132	7.90	30	
2-Chlorophenol	2.241	0.330	4	0	56.0	25.3	88.7	1.852	19.0	35	
4-Chloro-3-methylphenol	2.363	0.330	4	0	59.1	24.9	97.2	1.865	23.6	37	
4-Nitrophenol	2.512	0.330	4	0	62.8	11.1	126	2.743	8.79	47	
Acenaphthene	0.7885	0.330	1.333	0	59.2	29.1	94.8	0.6402	20.8	30	
N-Nitrosodi-n-propylamine	2.446	0.330	4	0	61.2	15.5	116	1.876	26.4	55	
Pentachlorophenol	3.250	0.330	4	0	81.2	19.9	133	3.403	4.60	49	
Phenol	2.309	0.330	4	0	57.7	16	98.6	1.827	23.3	35	
Pyrene	1.351	0.330	1.333	0	101	34.2	127	1.403	3.78	30	
Surr: 2,4,6-Tribromophenol	2.679	0	3.333	0	80.4	16.5	114	0	0	0	
Surr: 2-Fluorobiphenyl	0.9856	0	1.667	0	59.1	24.1	85.6	0	0	0	
Surr: 2-Fluorophenol	1.586	0	3.333	0	47.6	30.3	76.6	0	0	0	
Surr: Nitrobenzene-d5	0.9063	0	1.667	0	54.4	29.4	78.2	0	0	0	
Surr: Phenol-d6	1.875	0	3.333	0	56.3	28.7	84.7	0	0	0	
Surr: p-Terphenyl-d14	1.760	0	1.667	0	106	37.9	127	0	0	0	

Qualifiers: E Value above quantitation range H Holding times for preparation or analysis exceeded J Analyte detected below quantitation limits
 ND Not Detected at the Reporting Limit R RPD outside accepted recovery limits S Spike Recovery outside accepted recovery limits

CLIENT: Treadwell & Rollo(Oakland)
Work Order: 0804131
Project: 4069.04

ANALYTICAL QC SUMMARY REPORT

BatchID: R16042

Sample ID: SDSG080422A-MB	SampType: MBLK	TestCode: TPHDOSG_S	Units: mg/Kg	Prep Date: 4/22/2008	RunNo: 16042						
Client ID: ZZZZZ	Batch ID: R16042	TestNo: SW8015B		Analysis Date: 4/22/2008	SeqNo: 229985						
Analyte	Result	PQL	SPK value	SPK Ref Val	%REC	LowLimit	HighLimit	RPD Ref Val	%RPD	RPDLimit	Qual
TPH (Diesel-SG)	ND	2.00									
TPH (Motor Oil-SG)	ND	4.00									
Surr: Pentacosane	3.102	0	3.3	0	94.0	28	125				

Sample ID: SDSG080422A-LCS	SampType: LCS	TestCode: TPHDOSG_S	Units: mg/Kg	Prep Date: 4/22/2008	RunNo: 16042						
Client ID: ZZZZZ	Batch ID: R16042	TestNo: SW8015B		Analysis Date: 4/22/2008	SeqNo: 229986						
Analyte	Result	PQL	SPK value	SPK Ref Val	%REC	LowLimit	HighLimit	RPD Ref Val	%RPD	RPDLimit	Qual
TPH (Diesel-SG)	24.09	2.00	33.33	0	72.3	26.6	128				
Surr: Pentacosane	2.948	0	3.3	0	89.3	28	125				

Sample ID: SDSG080422A-LCS	SampType: LCSD	TestCode: TPHDOSG_S	Units: mg/Kg	Prep Date: 4/22/2008	RunNo: 16042						
Client ID: ZZZZZ	Batch ID: R16042	TestNo: SW8015B		Analysis Date: 4/22/2008	SeqNo: 229987						
Analyte	Result	PQL	SPK value	SPK Ref Val	%REC	LowLimit	HighLimit	RPD Ref Val	%RPD	RPDLimit	Qual
TPH (Diesel-SG)	27.48	2.00	33.33	0	82.5	26.6	128	24.09	13.2	30	
Surr: Pentacosane	3.218	0	3.3	0	97.5	28	125	0	0	0	

Sample ID: 0804131-014A MS	SampType: MS	TestCode: TPHDOSG_S	Units: mg/Kg	Prep Date: 4/22/2008	RunNo: 16042						
Client ID: TR-23-5.0	Batch ID: R16042	TestNo: SW8015B		Analysis Date: 4/24/2008	SeqNo: 230780						
Analyte	Result	PQL	SPK value	SPK Ref Val	%REC	LowLimit	HighLimit	RPD Ref Val	%RPD	RPDLimit	Qual
TPH (Diesel-SG)	26.88	2.00	33.33	0	80.7	26.6	128				
Surr: Pentacosane	3.183	0	3.3	0	96.5	28	125				

Sample ID: 0804131-014A MSD	SampType: MSD	TestCode: TPHDOSG_S	Units: mg/Kg	Prep Date: 4/22/2008	RunNo: 16042						
Client ID: TR-23-5.0	Batch ID: R16042	TestNo: SW8015B		Analysis Date: 4/24/2008	SeqNo: 230781						
Analyte	Result	PQL	SPK value	SPK Ref Val	%REC	LowLimit	HighLimit	RPD Ref Val	%RPD	RPDLimit	Qual
TPH (Diesel-SG)	26.14	2.00	33.33	0	78.4	26.6	128	26.88	2.80	30	

Qualifiers: E Value above quantitation range H Holding times for preparation or analysis exceeded J Analyte detected below quantitation limits
 ND Not Detected at the Reporting Limit R RPD outside accepted recovery limits S Spike Recovery outside accepted recovery limits

CLIENT: Treadwell & Rollo(Oakland)
Work Order: 0804131
Project: 4069.04

ANALYTICAL QC SUMMARY REPORT

BatchID: R16042

Sample ID: 0804131-014A MSD	SampType: MSD	TestCode: TPHDOSG_S	Units: mg/Kg	Prep Date: 4/22/2008	RunNo: 16042						
Client ID: TR-23-5.0	Batch ID: R16042	TestNo: SW8015B		Analysis Date: 4/24/2008	SeqNo: 230781						
Analyte	Result	PQL	SPK value	SPK Ref Val	%REC	LowLimit	HighLimit	RPD Ref Val	%RPD	RPDLimit	Qual
Surr: Pentacosane	3.092	0	3.3	0	93.7	28	125	0	0	0	

Qualifiers:	E Value above quantitation range	H Holding times for preparation or analysis exceeded	J Analyte detected below quantitation limits
	ND Not Detected at the Reporting Limit	R RPD outside accepted recovery limits	S Spike Recovery outside accepted recovery limits

CLIENT: Treadwell & Rollo(Oakland)
Work Order: 0804131
Project: 4069.04

ANALYTICAL QC SUMMARY REPORT

BatchID: R16049

Sample ID: SQ080421A-MB		SampType: MBLK		TestCode: 8082S		Units: mg/Kg		Prep Date: 4/21/2008		RunNo: 16049	
Client ID: ZZZZZ		Batch ID: R16049		TestNo: SW8082				Analysis Date: 4/22/2008		SeqNo: 230098	
Analyte	Result	PQL	SPK value	SPK Ref Val	%REC	LowLimit	HighLimit	RPD Ref Val	%RPD	RPDLimit	Qual
Aroclor 1016	ND	0.100									
Aroclor 1221	ND	0.200									
Aroclor 1232	ND	0.100									
Aroclor 1242	ND	0.100									
Aroclor 1248	ND	0.100									
Aroclor 1254	ND	0.100									
Aroclor 1260	ND	0.100									
Surr: Decachlorobiphenyl	0.04314	0	0.05	0	86.3	55.1	113				
Surr: Tetrachloro-m-xylene	0.04360	0	0.05	0	87.2	51.7	128				

Sample ID: SQ080421A-LCS		SampType: LCS		TestCode: 8082S		Units: mg/Kg		Prep Date: 4/21/2008		RunNo: 16049	
Client ID: ZZZZZ		Batch ID: R16049		TestNo: SW8082				Analysis Date: 4/22/2008		SeqNo: 230099	
Analyte	Result	PQL	SPK value	SPK Ref Val	%REC	LowLimit	HighLimit	RPD Ref Val	%RPD	RPDLimit	Qual
Aroclor 1016	0.8964	0.100	1	0	89.6	55.6	135				
Aroclor 1260	0.4498	0.100	0.5	0	90.0	65.6	132				
Surr: Decachlorobiphenyl	0.04268	0	0.05	0	85.4	55.1	113				
Surr: Tetrachloro-m-xylene	0.04323	0	0.05	0	86.5	51.7	128				

Sample ID: SQ080421A-LCSD		SampType: LCSD		TestCode: 8082S		Units: mg/Kg		Prep Date: 4/21/2008		RunNo: 16049	
Client ID: ZZZZZ		Batch ID: R16049		TestNo: SW8082				Analysis Date: 4/22/2008		SeqNo: 230100	
Analyte	Result	PQL	SPK value	SPK Ref Val	%REC	LowLimit	HighLimit	RPD Ref Val	%RPD	RPDLimit	Qual
Aroclor 1016	0.8936	0.100	1	0	89.4	55.6	135	0.8964	0.311	30	
Aroclor 1260	0.4413	0.100	0.5	0	88.3	65.6	132	0.4498	1.89	30	
Surr: Decachlorobiphenyl	0.04177	0	0.05	0	83.5	55.1	113	0	0	0	
Surr: Tetrachloro-m-xylene	0.04245	0	0.05	0	84.9	51.7	128	0	0	0	

Qualifiers: E Value above quantitation range H Holding times for preparation or analysis exceeded J Analyte detected below quantitation limits
 ND Not Detected at the Reporting Limit R RPD outside accepted recovery limits S Spike Recovery outside accepted recovery limits

CLIENT: Treadwell & Rollo(Oakland)
Work Order: 0804131
Project: 4069.04

ANALYTICAL QC SUMMARY REPORT

BatchID: R16089

Sample ID: mb	SampType: MBLK	TestCode: 8260B_S	Units: µg/Kg	Prep Date: 4/23/2008	RunNo: 16089
Client ID: ZZZZZ	Batch ID: R16089	TestNo: SW8260B		Analysis Date: 4/23/2008	SeqNo: 230831

Analyte	Result	PQL	SPK value	SPK Ref Val	%REC	LowLimit	HighLimit	RPD Ref Val	%RPD	RPDLimit	Qual
1,1,1,2-Tetrachloroethane	ND	10									
1,1,1-Trichloroethane	ND	10									
1,1,2,2-Tetrachloroethane	ND	10									
1,1,2-Trichloroethane	ND	10									
1,1-Dichloroethane	ND	10									
1,1-Dichloroethene	ND	10									
1,1-Dichloropropene	ND	10									
1,2,3-Trichlorobenzene	ND	10									
1,2,3-Trichloropropane	ND	10									
1,2,4-Trichlorobenzene	ND	10									
1,2,4-Trimethylbenzene	ND	10									
1,2-Dibromo-3-chloropropane	ND	10									
1,2-Dibromoethane (EDB)	ND	10									
1,2-Dichlorobenzene	ND	10									
1,2-Dichloroethane (EDC)	ND	10									
1,2-Dichloropropane	ND	10									
1,3,5-Trimethylbenzene	ND	10									
1,3-Dichlorobenzene	ND	10									
1,3-Dichloropropene	ND	10									
1,4-Dichlorobenzene	ND	10									
2,2-Dichloropropane	ND	10									
2-Chloroethyl vinyl ether	ND	10									
2-Chlorotoluene	ND	10									
4-Chlorotoluene	ND	10									
4-Isopropyltoluene	ND	10									
Benzene	ND	10									
Bromobenzene	ND	10									
Bromochloromethane	ND	10									
Bromodichloromethane	ND	10									
Bromoform	ND	10									
Bromomethane	ND	10									

Qualifiers:	E Value above quantitation range	H Holding times for preparation or analysis exceeded	J Analyte detected below quantitation limits
	ND Not Detected at the Reporting Limit	R RPD outside accepted recovery limits	S Spike Recovery outside accepted recovery limits

CLIENT: Treadwell & Rollo(Oakland)
Work Order: 0804131
Project: 4069.04

ANALYTICAL QC SUMMARY REPORT

BatchID: R16089

Sample ID: mb	SampType: MBLK	TestCode: 8260B_S	Units: µg/Kg	Prep Date: 4/23/2008	RunNo: 16089						
Client ID: ZZZZ	Batch ID: R16089	TestNo: SW8260B		Analysis Date: 4/23/2008	SeqNo: 230831						
Analyte	Result	PQL	SPK value	SPK Ref Val	%REC	LowLimit	HighLimit	RPD Ref Val	%RPD	RPDLimit	Qual
Carbon tetrachloride	ND	10									
Chlorobenzene	ND	10									
Chloroform	ND	10									
Chloromethane	ND	10									
cis-1,2-Dichloroethene	ND	10									
cis-1,3-Dichloropropene	ND	10									
Dibromochloromethane	ND	10									
Dibromomethane	ND	10									
Dichlorodifluoromethane	ND	10									
Ethyl tert-butyl ether (ETBE)	ND	10									
Ethylbenzene	ND	10									
Freon-113	ND	10									
Hexachlorobutadiene	ND	10									
Isopropyl Ether	ND	10									
Isopropylbenzene	ND	10									
Methyl tert-butyl ether (MTBE)	ND	10									
Methylene chloride	ND	50									
Naphthalene	ND	20									
n-Butylbenzene	ND	10									
n-Propylbenzene	ND	10									
sec-Butylbenzene	ND	10									
Styrene	ND	10									
t-Butyl alcohol (t-Butanol)	ND	50									
tert-Amyl methyl ether (TAME)	ND	10									
tert-Butylbenzene	ND	10									
Tetrachloroethene	ND	10									
Toluene	ND	10									
trans-1,2-Dichloroethene	ND	10									
trans-1,3-Dichloropropene	ND	10									
Trichloroethene	ND	10									
Trichlorofluoromethane	ND	10									

Qualifiers:	E Value above quantitation range	H Holding times for preparation or analysis exceeded	J Analyte detected below quantitation limits
	ND Not Detected at the Reporting Limit	R RPD outside accepted recovery limits	S Spike Recovery outside accepted recovery limits

CLIENT: Treadwell & Rollo(Oakland)
Work Order: 0804131
Project: 4069.04

ANALYTICAL QC SUMMARY REPORT

BatchID: R16089

Sample ID: mb	SampType: MBLK	TestCode: 8260B_S	Units: µg/Kg	Prep Date: 4/23/2008	RunNo: 16089
Client ID: ZZZZZ	Batch ID: R16089	TestNo: SW8260B		Analysis Date: 4/23/2008	SeqNo: 230831

Analyte	Result	PQL	SPK value	SPK Ref Val	%REC	LowLimit	HighLimit	RPD Ref Val	%RPD	RPDLimit	Qual
Vinyl chloride	ND	10									
Xylenes, Total	ND	15									
Surr: 4-Bromofluorobenzene	44.56	0	50	0	89.1	55.8	141				
Surr: Dibromofluoromethane	54.94	0	50	0	110	59.8	148				
Surr: Toluene-d8	53.43	0	50	0	107	55.2	133				

Sample ID: lcs	SampType: LCS	TestCode: 8260B_S	Units: µg/Kg	Prep Date: 4/23/2008	RunNo: 16089
Client ID: ZZZZZ	Batch ID: R16089	TestNo: SW8260B		Analysis Date: 4/23/2008	SeqNo: 230832

Analyte	Result	PQL	SPK value	SPK Ref Val	%REC	LowLimit	HighLimit	RPD Ref Val	%RPD	RPDLimit	Qual
1,1-Dichloroethene	48.02	10	50	0	96.0	53.7	139				
Benzene	51.91	10	50	0	104	66.5	135				
Chlorobenzene	60.98	10	50	0	122	57.5	150				
Toluene	57.33	10	50	0	115	56.8	134				
Trichloroethene	49.70	10	50	0	99.4	57.4	134				
Surr: 4-Bromofluorobenzene	55.87	0	50	0	112	55.8	141				
Surr: Dibromofluoromethane	51.02	0	50	0	102	59.8	148				
Surr: Toluene-d8	54.52	0	50	0	109	55.2	133				

Sample ID: lcsd	SampType: LCSD	TestCode: 8260B_S	Units: µg/Kg	Prep Date: 4/23/2008	RunNo: 16089
Client ID: ZZZZZ	Batch ID: R16089	TestNo: SW8260B		Analysis Date: 4/23/2008	SeqNo: 230833

Analyte	Result	PQL	SPK value	SPK Ref Val	%REC	LowLimit	HighLimit	RPD Ref Val	%RPD	RPDLimit	Qual
1,1-Dichloroethene	47.51	10	50	0	95.0	53.7	139	48.02	1.07	30	
Benzene	48.75	10	50	0	97.5	66.5	135	51.91	6.28	30	
Chlorobenzene	57.27	10	50	0	115	57.5	150	60.98	6.27	30	
Toluene	49.09	10	50	0	98.2	56.8	134	57.33	15.5	30	
Trichloroethene	50.14	10	50	0	100	57.4	134	49.7	0.881	30	
Surr: 4-Bromofluorobenzene	53.86	0	50	0	108	55.8	141	0	0	0	
Surr: Dibromofluoromethane	55.41	0	50	0	111	59.8	148	0	0	0	
Surr: Toluene-d8	48.13	0	50	0	96.3	55.2	133	0	0	0	

Qualifiers: E Value above quantitation range H Holding times for preparation or analysis exceeded J Analyte detected below quantitation limits
 ND Not Detected at the Reporting Limit R RPD outside accepted recovery limits S Spike Recovery outside accepted recovery limits

CLIENT: Treadwell & Rollo(Oakland)
Work Order: 0804131
Project: 4069.04

ANALYTICAL QC SUMMARY REPORT

BatchID: R16111

Sample ID: MB-R16111	SampType: MBLK	TestCode: 8260B_S	Units: µg/Kg	Prep Date: 4/25/2008	RunNo: 16111
Client ID: ZZZZZ	Batch ID: R16111	TestNo: SW8260B		Analysis Date: 4/25/2008	SeqNo: 231107

Analyte	Result	PQL	SPK value	SPK Ref Val	%REC	LowLimit	HighLimit	RPD Ref Val	%RPD	RPDLimit	Qual
1,1,1,2-Tetrachloroethane	ND	10									
1,1,1-Trichloroethane	ND	10									
1,1,2,2-Tetrachloroethane	ND	10									
1,1,2-Trichloroethane	ND	10									
1,1-Dichloroethane	ND	10									
1,1-Dichloroethene	ND	10									
1,1-Dichloropropene	ND	10									
1,2,3-Trichlorobenzene	ND	10									
1,2,3-Trichloropropane	ND	10									
1,2,4-Trichlorobenzene	ND	10									
1,2,4-Trimethylbenzene	ND	10									
1,2-Dibromo-3-chloropropane	ND	10									
1,2-Dibromoethane (EDB)	ND	10									
1,2-Dichlorobenzene	ND	10									
1,2-Dichloroethane (EDC)	ND	10									
1,2-Dichloropropane	ND	10									
1,3,5-Trimethylbenzene	ND	10									
1,3-Dichlorobenzene	ND	10									
1,3-Dichloropropene	ND	10									
1,4-Dichlorobenzene	ND	10									
2,2-Dichloropropane	ND	10									
2-Chloroethyl vinyl ether	ND	10									
2-Chlorotoluene	ND	10									
4-Chlorotoluene	ND	10									
4-Isopropyltoluene	ND	10									
Benzene	ND	10									
Bromobenzene	ND	10									
Bromochloromethane	ND	10									
Bromodichloromethane	ND	10									
Bromoform	ND	10									
Bromomethane	ND	10									

Qualifiers:	E Value above quantitation range	H Holding times for preparation or analysis exceeded	J Analyte detected below quantitation limits
	ND Not Detected at the Reporting Limit	R RPD outside accepted recovery limits	S Spike Recovery outside accepted recovery limits

CLIENT: Treadwell & Rollo(Oakland)
Work Order: 0804131
Project: 4069.04

ANALYTICAL QC SUMMARY REPORT

BatchID: R16111

Sample ID: MB-R16111	SampType: MBLK	TestCode: 8260B_S	Units: µg/Kg	Prep Date: 4/25/2008	RunNo: 16111						
Client ID: ZZZZZ	Batch ID: R16111	TestNo: SW8260B		Analysis Date: 4/25/2008	SeqNo: 231107						
Analyte	Result	PQL	SPK value	SPK Ref Val	%REC	LowLimit	HighLimit	RPD Ref Val	%RPD	RPDLimit	Qual
Carbon tetrachloride	ND	10									
Chlorobenzene	ND	10									
Chloroform	ND	10									
Chloromethane	ND	10									
cis-1,2-Dichloroethene	ND	10									
cis-1,3-Dichloropropene	ND	10									
Dibromochloromethane	ND	10									
Dibromomethane	ND	10									
Dichlorodifluoromethane	ND	10									
Ethyl tert-butyl ether (ETBE)	ND	10									
Ethylbenzene	ND	10									
Freon-113	ND	10									
Hexachlorobutadiene	ND	10									
Isopropyl Ether	ND	10									
Isopropylbenzene	ND	10									
Methyl tert-butyl ether (MTBE)	ND	10									
Methylene chloride	ND	50									
Naphthalene	ND	20									
n-Butylbenzene	ND	10									
n-Propylbenzene	ND	10									
sec-Butylbenzene	ND	10									
Styrene	ND	10									
t-Butyl alcohol (t-Butanol)	ND	50									
tert-Amyl methyl ether (TAME)	ND	10									
tert-Butylbenzene	ND	10									
Tetrachloroethene	ND	10									
Toluene	ND	10									
trans-1,2-Dichloroethene	ND	10									
trans-1,3-Dichloropropene	ND	10									
Trichloroethene	ND	10									
Trichlorofluoromethane	ND	10									

Qualifiers:	E Value above quantitation range	H Holding times for preparation or analysis exceeded	J Analyte detected below quantitation limits
	ND Not Detected at the Reporting Limit	R RPD outside accepted recovery limits	S Spike Recovery outside accepted recovery limits

CLIENT: Treadwell & Rollo(Oakland)
Work Order: 0804131
Project: 4069.04

ANALYTICAL QC SUMMARY REPORT

BatchID: R16111

Sample ID: MB-R16111	SampType: MBLK	TestCode: 8260B_S	Units: µg/Kg	Prep Date: 4/25/2008	RunNo: 16111
Client ID: ZZZZZ	Batch ID: R16111	TestNo: SW8260B		Analysis Date: 4/25/2008	SeqNo: 231107

Analyte	Result	PQL	SPK value	SPK Ref Val	%REC	LowLimit	HighLimit	RPD Ref Val	%RPD	RPDLimit	Qual
Vinyl chloride	ND	10									
Xylenes, Total	ND	15									
Surr: 4-Bromofluorobenzene	51.77	0	50	0	104	55.8	141				
Surr: Dibromofluoromethane	59.50	0	50	0	119	59.8	148				
Surr: Toluene-d8	47.79	0	50	0	95.6	55.2	133				

Sample ID: LCS-R16111	SampType: LCS	TestCode: 8260B_S	Units: µg/Kg	Prep Date: 4/25/2008	RunNo: 16111
Client ID: ZZZZZ	Batch ID: R16111	TestNo: SW8260B		Analysis Date: 4/25/2008	SeqNo: 231108

Analyte	Result	PQL	SPK value	SPK Ref Val	%REC	LowLimit	HighLimit	RPD Ref Val	%RPD	RPDLimit	Qual
1,1-Dichloroethene	40.76	10	50	0	81.5	53.7	139				
Benzene	44.86	10	50	0	89.7	66.5	135				
Chlorobenzene	46.69	10	50	0	93.4	57.5	150				
Toluene	45.34	10	50	0	90.7	56.8	134				
Trichloroethene	49.37	10	50	0	98.7	57.4	134				
Surr: 4-Bromofluorobenzene	56.83	0	50	0	114	55.8	141				
Surr: Dibromofluoromethane	57.25	0	50	0	114	59.8	148				
Surr: Toluene-d8	48.21	0	50	0	96.4	55.2	133				

Sample ID: LCSD-R16111	SampType: LCSD	TestCode: 8260B_S	Units: µg/Kg	Prep Date: 4/25/2008	RunNo: 16111
Client ID: ZZZZZ	Batch ID: R16111	TestNo: SW8260B		Analysis Date: 4/25/2008	SeqNo: 231109

Analyte	Result	PQL	SPK value	SPK Ref Val	%REC	LowLimit	HighLimit	RPD Ref Val	%RPD	RPDLimit	Qual
1,1-Dichloroethene	46.57	10	50	0	93.1	53.7	139	40.76	13.3	30	
Benzene	51.35	10	50	0	103	66.5	135	44.86	13.5	30	
Chlorobenzene	50.41	10	50	0	101	57.5	150	46.69	7.66	30	
Toluene	47.07	10	50	0	94.1	56.8	134	45.34	3.74	30	
Trichloroethene	56.05	10	50	0	112	57.4	134	49.37	12.7	30	
Surr: 4-Bromofluorobenzene	55.54	0	50	0	111	55.8	141	0	0	0	
Surr: Dibromofluoromethane	58.82	0	50	0	118	59.8	148	0	0	0	
Surr: Toluene-d8	44.52	0	50	0	89.0	55.2	133	0	0	0	

Qualifiers: E Value above quantitation range H Holding times for preparation or analysis exceeded J Analyte detected below quantitation limits
 ND Not Detected at the Reporting Limit R RPD outside accepted recovery limits S Spike Recovery outside accepted recovery limits

CLIENT: Treadwell & Rollo(Oakland)
Work Order: 0804131
Project: 4069.04

ANALYTICAL QC SUMMARY REPORT

BatchID: R16114

Sample ID: MB-R16114	SampType: MBLK	TestCode: 8260B_W	Units: µg/L	Prep Date: 4/25/2008	RunNo: 16114
Client ID: ZZZZZ	Batch ID: R16114	TestNo: SW8260B		Analysis Date: 4/25/2008	SeqNo: 231226

Analyte	Result	PQL	SPK value	SPK Ref Val	%REC	LowLimit	HighLimit	RPD Ref Val	%RPD	RPDLimit	Qual
1,1,1,2-Tetrachloroethane	ND	1.00									
1,1,1-Trichloroethane	ND	0.500									
1,1,2,2-Tetrachloroethane	ND	1.00									
1,1,2-Trichloroethane	ND	0.500									
1,1-Dichloroethane	ND	0.500									
1,1-Dichloroethene	ND	1.00									
1,1-Dichloropropene	ND	0.500									
1,2,3-Trichlorobenzene	ND	0.500									
1,2,3-Trichloropropane	ND	1.00									
1,2,4-Trichlorobenzene	ND	0.500									
1,2,4-Trimethylbenzene	ND	0.500									
1,2-Dibromo-3-chloropropane	ND	0.500									
1,2-Dibromoethane (EDB)	ND	0.500									
1,2-Dichlorobenzene	ND	0.500									
1,2-Dichloroethane (EDC)	ND	0.500									
1,2-Dichloropropane	ND	0.500									
1,3,5-Trimethylbenzene	ND	0.500									
1,3-Dichlorobenzene	ND	0.500									
1,4-Dichlorobenzene	ND	0.500									
2,2-Dichloropropane	ND	0.500									
2-Chloroethyl vinyl ether	ND	1.00									
2-Chlorotoluene	ND	0.500									
4-Chlorotoluene	ND	0.500									
4-Isopropyltoluene	ND	0.500									
Acetone	ND	10.0									
Benzene	ND	0.500									
Bromobenzene	ND	0.500									
Bromochloromethane	ND	0.500									
Bromodichloromethane	ND	0.500									
Bromoform	ND	1.00									
Bromomethane	ND	1.00									

Qualifiers:	E Value above quantitation range	H Holding times for preparation or analysis exceeded	J Analyte detected below quantitation limits
	ND Not Detected at the Reporting Limit	R RPD outside accepted recovery limits	S Spike Recovery outside accepted recovery limits

CLIENT: Treadwell & Rollo(Oakland)
Work Order: 0804131
Project: 4069.04

ANALYTICAL QC SUMMARY REPORT

BatchID: R16114

Sample ID: MB-R16114	SampType: MBLK	TestCode: 8260B_W	Units: µg/L	Prep Date: 4/25/2008	RunNo: 16114						
Client ID: ZZZZZ	Batch ID: R16114	TestNo: SW8260B		Analysis Date: 4/25/2008	SeqNo: 231226						
Analyte	Result	PQL	SPK value	SPK Ref Val	%REC	LowLimit	HighLimit	RPD Ref Val	%RPD	RPDLimit	Qual
Carbon tetrachloride	ND	0.500									
Chlorobenzene	ND	0.500									
Chloroform	ND	0.500									
Chloromethane	ND	0.500									
cis-1,2-Dichloroethene	ND	0.500									
cis-1,3-Dichloropropene	ND	0.500									
Dibromochloromethane	ND	0.500									
Dibromomethane	ND	0.500									
Dichlorodifluoromethane	ND	0.500									
Diisopropyl ether (DIPE)	ND	0.500									
Ethyl tert-butyl ether (ETBE)	ND	0.500									
Ethylbenzene	ND	0.500									
Freon-113	ND	1.00									
Hexachlorobutadiene	ND	0.500									
Isopropylbenzene	ND	1.00									
Methyl tert-butyl ether (MTBE)	ND	0.500									
Methylene chloride	ND	5.00									
Naphthalene	ND	0.500									
n-Butylbenzene	ND	0.500									
n-Propylbenzene	ND	0.500									
sec-Butylbenzene	ND	0.500									
Styrene	ND	0.500									
t-Butyl alcohol (t-Butanol)	ND	5.00									
tert-Amyl methyl ether (TAME)	ND	0.500									
tert-Butylbenzene	ND	0.500									
Tetrachloroethene	ND	0.500									
Toluene	ND	0.500									
trans-1,2-Dichloroethene	ND	0.500									
trans-1,3-Dichloropropene	ND	0.500									
Trichloroethene	ND	0.500									
Trichlorofluoromethane	ND	0.500									

Qualifiers:	E Value above quantitation range	H Holding times for preparation or analysis exceeded	J Analyte detected below quantitation limits
	ND Not Detected at the Reporting Limit	R RPD outside accepted recovery limits	S Spike Recovery outside accepted recovery limits

CLIENT: Treadwell & Rollo(Oakland)
Work Order: 0804131
Project: 4069.04

ANALYTICAL QC SUMMARY REPORT

BatchID: R16114

Sample ID: MB-R16114	SampType: MBLK	TestCode: 8260B_W	Units: µg/L	Prep Date: 4/25/2008	RunNo: 16114
Client ID: ZZZZZ	Batch ID: R16114	TestNo: SW8260B		Analysis Date: 4/25/2008	SeqNo: 231226

Analyte	Result	PQL	SPK value	SPK Ref Val	%REC	LowLimit	HighLimit	RPD Ref Val	%RPD	RPDLimit	Qual
Vinyl chloride	ND	0.500									
Xylenes, Total	ND	1.50									
Surr: Dibromofluoromethane	12.39	0	11.36	0	109	61.2	131				
Surr: 4-Bromofluorobenzene	10.52	0	11.36	0	92.6	64.1	120				
Surr: Toluene-d8	10.21	0	11.36	0	89.9	75.1	127				

Sample ID: LCS_R16114	SampType: LCS	TestCode: 8260B_W	Units: µg/L	Prep Date: 4/25/2008	RunNo: 16114
Client ID: ZZZZZ	Batch ID: R16114	TestNo: SW8260B		Analysis Date: 4/25/2008	SeqNo: 231229

Analyte	Result	PQL	SPK value	SPK Ref Val	%REC	LowLimit	HighLimit	RPD Ref Val	%RPD	RPDLimit	Qual
1,1-Dichloroethene	14.33	1.00	17.04	0	84.1	61.4	129				
Benzene	15.09	0.500	17.04	0	88.6	66.9	140				
Chlorobenzene	15.39	0.500	17.04	0	90.3	73.9	137				
Toluene	15.46	0.500	17.04	0	90.7	76.6	123				
Trichloroethene	16.00	0.500	17.04	0	93.9	69.3	144				
Surr: Dibromofluoromethane	11.86	0	11.36	0	104	61.2	131				
Surr: 4-Bromofluorobenzene	11.00	0	11.36	0	96.8	64.1	120				
Surr: Toluene-d8	11.37	0	11.36	0	100	75.1	127				

Sample ID: LCSD_R16114	SampType: LCSD	TestCode: 8260B_W	Units: µg/L	Prep Date: 4/25/2008	RunNo: 16114
Client ID: ZZZZZ	Batch ID: R16114	TestNo: SW8260B		Analysis Date: 4/25/2008	SeqNo: 231230

Analyte	Result	PQL	SPK value	SPK Ref Val	%REC	LowLimit	HighLimit	RPD Ref Val	%RPD	RPDLimit	Qual
1,1-Dichloroethene	15.67	1.00	17.04	0	92.0	61.4	129	14.33	8.93	20	
Benzene	16.68	0.500	17.04	0	97.9	66.9	140	15.09	10.0	20	
Chlorobenzene	16.09	0.500	17.04	0	94.4	73.9	137	15.39	4.45	20	
Toluene	16.12	0.500	17.04	0	94.6	76.6	123	15.46	4.18	20	
Trichloroethene	16.63	0.500	17.04	0	97.6	69.3	144	16	3.86	20	
Surr: Dibromofluoromethane	13.87	0	11.36	0	122	61.2	131	0	0	0	
Surr: 4-Bromofluorobenzene	11.69	0	11.36	0	103	64.1	120	0	0	0	
Surr: Toluene-d8	11.92	0	11.36	0	105	75.1	127	0	0	0	

Qualifiers: E Value above quantitation range H Holding times for preparation or analysis exceeded J Analyte detected below quantitation limits
 ND Not Detected at the Reporting Limit R RPD outside accepted recovery limits S Spike Recovery outside accepted recovery limits

CLIENT: Treadwell & Rollo(Oakland)
Work Order: 0804131
Project: 4069.04

ANALYTICAL QC SUMMARY REPORT

BatchID: R16133

Sample ID: MB-G	SampType: MBLK	TestCode: TPHGAS_S	Units: mg/Kg	Prep Date: 4/28/2008	RunNo: 16133						
Client ID: ZZZZZ	Batch ID: R16133	TestNo: SW8015B		Analysis Date: 4/28/2008	SeqNo: 231519						
Analyte	Result	PQL	SPK value	SPK Ref Val	%REC	LowLimit	HighLimit	RPD Ref Val	%RPD	RPDLimit	Qual

TPH (Gasoline)	ND	0.100									
Surr: Trifluorotoluene	0.1761	0	0.2	0	88.0	65	135				

Sample ID: LCS-G	SampType: LCS	TestCode: TPHGAS_S	Units: mg/Kg	Prep Date: 4/28/2008	RunNo: 16133						
Client ID: ZZZZZ	Batch ID: R16133	TestNo: SW8015B		Analysis Date: 4/28/2008	SeqNo: 231520						
Analyte	Result	PQL	SPK value	SPK Ref Val	%REC	LowLimit	HighLimit	RPD Ref Val	%RPD	RPDLimit	Qual

TPH (Gasoline)	0.8850	0.100	1	0	88.5	65	135				
Surr: Trifluorotoluene	0.2578	0	0.2	0	129	65	135				

Sample ID: LCSD-G	SampType: LCSD	TestCode: TPHGAS_S	Units: mg/Kg	Prep Date: 4/28/2008	RunNo: 16133						
Client ID: ZZZZZ	Batch ID: R16133	TestNo: SW8015B		Analysis Date: 4/28/2008	SeqNo: 231521						
Analyte	Result	PQL	SPK value	SPK Ref Val	%REC	LowLimit	HighLimit	RPD Ref Val	%RPD	RPDLimit	Qual

TPH (Gasoline)	0.9231	0.100	1	0	92.3	65	135	0.885	4.21	30	
Surr: Trifluorotoluene	0.2566	0	0.2	0	128	65	135	0	0	30	

Qualifiers:	E Value above quantitation range	H Holding times for preparation or analysis exceeded	J Analyte detected below quantitation limits
	ND Not Detected at the Reporting Limit	R RPD outside accepted recovery limits	S Spike Recovery outside accepted recovery limits

Torrent Laboratory, Inc.

WORK ORDER Summary

20-Apr-08

Work Order 0804131

Client ID: TREADWELL & ROLLO(OAKLA

Project: 4069.04

QC Level:

Comments: 5 Day TAT!!19 samples (18 soil and 1 GW) 3 Soils on HOLD.

Sample ID	Client Sample ID	Collection Date	Date Received	Date Due	Matrix	Test Code	Hld	MS	SEL	Sub	Storage
0804131-001A	TR-19-2.5	4/17/2008 8:45:00 AM	4/18/2008	4/24/2008	Soil	3050B_S	<input type="checkbox"/>	<input type="checkbox"/>	<input type="checkbox"/>	<input type="checkbox"/>	SR
				4/24/2008		6010B_S	<input type="checkbox"/>	<input type="checkbox"/>	<input checked="" type="checkbox"/>	<input type="checkbox"/>	SR
				4/24/2008		7471_PREP	<input type="checkbox"/>	<input type="checkbox"/>	<input type="checkbox"/>	<input type="checkbox"/>	SR
				4/24/2008		8082S	<input type="checkbox"/>	<input type="checkbox"/>	<input type="checkbox"/>	<input type="checkbox"/>	SR
				4/24/2008		8260B_S	<input type="checkbox"/>	<input type="checkbox"/>	<input type="checkbox"/>	<input type="checkbox"/>	SR
				4/24/2008		8270S	<input type="checkbox"/>	<input type="checkbox"/>	<input type="checkbox"/>	<input type="checkbox"/>	SR
				4/24/2008		HG_CTS	<input type="checkbox"/>	<input type="checkbox"/>	<input type="checkbox"/>	<input type="checkbox"/>	SR
				4/24/2008		TPHDOSG_S	<input type="checkbox"/>	<input type="checkbox"/>	<input type="checkbox"/>	<input type="checkbox"/>	SR
				4/24/2008		TPHGAS_S	<input type="checkbox"/>	<input type="checkbox"/>	<input type="checkbox"/>	<input type="checkbox"/>	SR
0804131-002A	TR-19-5.0	4/17/2008 8:50:00 AM	4/24/2008	3050B_S	<input type="checkbox"/>	<input type="checkbox"/>	<input type="checkbox"/>	<input type="checkbox"/>	<input type="checkbox"/>	SR	
				4/24/2008	6010B_S	<input type="checkbox"/>	<input type="checkbox"/>	<input checked="" type="checkbox"/>	<input type="checkbox"/>	SR	
				4/24/2008	7471_PREP	<input type="checkbox"/>	<input type="checkbox"/>	<input type="checkbox"/>	<input type="checkbox"/>	SR	
				4/24/2008	8260B_S	<input type="checkbox"/>	<input type="checkbox"/>	<input type="checkbox"/>	<input type="checkbox"/>	SR	
				4/24/2008	HG_CTS	<input type="checkbox"/>	<input type="checkbox"/>	<input type="checkbox"/>	<input type="checkbox"/>	SR	
				4/24/2008	TPHDOSG_S	<input type="checkbox"/>	<input type="checkbox"/>	<input type="checkbox"/>	<input type="checkbox"/>	SR	
4/24/2008	TPHGAS_S	<input type="checkbox"/>	<input type="checkbox"/>	<input type="checkbox"/>	<input type="checkbox"/>	SR					
0804131-003A	TR-19-10.0	4/17/2008 8:55:00 AM				<input type="checkbox"/>	<input type="checkbox"/>	<input type="checkbox"/>	<input type="checkbox"/>	SR	
0804131-004A	TR-20-2.5	4/17/2008 9:30:00 AM	4/24/2008	3050B_S	<input type="checkbox"/>	<input type="checkbox"/>	<input type="checkbox"/>	<input type="checkbox"/>	<input type="checkbox"/>	SR	
				4/24/2008	6010B_S	<input type="checkbox"/>	<input type="checkbox"/>	<input checked="" type="checkbox"/>	<input type="checkbox"/>	SR	
				4/24/2008	7471_PREP	<input type="checkbox"/>	<input type="checkbox"/>	<input type="checkbox"/>	<input type="checkbox"/>	SR	
				4/24/2008	8082S	<input type="checkbox"/>	<input type="checkbox"/>	<input type="checkbox"/>	<input type="checkbox"/>	SR	
				4/24/2008	8260B_S	<input type="checkbox"/>	<input type="checkbox"/>	<input type="checkbox"/>	<input type="checkbox"/>	SR	
				4/24/2008	8270S	<input type="checkbox"/>	<input type="checkbox"/>	<input type="checkbox"/>	<input type="checkbox"/>	SR	
				4/24/2008	HG_CTS	<input type="checkbox"/>	<input type="checkbox"/>	<input type="checkbox"/>	<input type="checkbox"/>	SR	
				4/24/2008	TPHDOSG_S	<input type="checkbox"/>	<input type="checkbox"/>	<input type="checkbox"/>	<input type="checkbox"/>	SR	
4/24/2008	TPHGAS_S	<input type="checkbox"/>	<input type="checkbox"/>	<input type="checkbox"/>	<input type="checkbox"/>	SR					
0804131-005A	TR-20-5.0	4/17/2008 9:35:00 AM				<input type="checkbox"/>	<input type="checkbox"/>	<input type="checkbox"/>	<input type="checkbox"/>	SR	

WORK ORDER Summary

20-Apr-08

Work Order 0804131

Client ID: TREADWELL & ROLLO(OAKLA

Project: 4069.04

QC Level:

Comments: 5 Day TAT!!19 samples (18 soil and 1 GW) 3 Soils on HOLD.

Sample ID	Client Sample ID	Collection Date	Date Received	Date Due	Matrix	Test Code	Hld	MS	SEL	Sub	Storage
0804131-005A	TR-20-5.0	4/17/2008 9:35:00 AM	4/18/2008	4/24/2008	Soil	TPHDOSG_S	<input type="checkbox"/>	<input type="checkbox"/>	<input type="checkbox"/>	<input type="checkbox"/>	SR
				4/24/2008		TPHGAS_S	<input type="checkbox"/>	<input type="checkbox"/>	<input type="checkbox"/>	<input type="checkbox"/>	SR
0804131-006A	TR-20-10.0	4/17/2008 9:40:00 AM		4/24/2008		3050B_S	<input type="checkbox"/>	<input type="checkbox"/>	<input type="checkbox"/>	<input type="checkbox"/>	SR
				4/24/2008		6010B_S	<input type="checkbox"/>	<input type="checkbox"/>	<input checked="" type="checkbox"/>	<input type="checkbox"/>	SR
				4/24/2008		7471_PREP	<input type="checkbox"/>	<input type="checkbox"/>	<input type="checkbox"/>	<input type="checkbox"/>	SR
				4/24/2008		HG_CTS	<input type="checkbox"/>	<input type="checkbox"/>	<input type="checkbox"/>	<input type="checkbox"/>	SR
0804131-007A	TR-21-2.5	4/17/2008 9:50:00 AM		4/24/2008		3050B_S	<input type="checkbox"/>	<input type="checkbox"/>	<input type="checkbox"/>	<input type="checkbox"/>	SR
				4/24/2008		6010B_S	<input type="checkbox"/>	<input type="checkbox"/>	<input checked="" type="checkbox"/>	<input type="checkbox"/>	SR
				4/24/2008		7471_PREP	<input type="checkbox"/>	<input type="checkbox"/>	<input type="checkbox"/>	<input type="checkbox"/>	SR
				4/24/2008		8082S	<input type="checkbox"/>	<input type="checkbox"/>	<input type="checkbox"/>	<input type="checkbox"/>	SR
				4/24/2008		8260B_S	<input type="checkbox"/>	<input type="checkbox"/>	<input type="checkbox"/>	<input type="checkbox"/>	SR
				4/24/2008		8270S	<input type="checkbox"/>	<input type="checkbox"/>	<input type="checkbox"/>	<input type="checkbox"/>	SR
				4/24/2008		HG_CTS	<input type="checkbox"/>	<input type="checkbox"/>	<input type="checkbox"/>	<input type="checkbox"/>	SR
				4/24/2008		TPHDOSG_S	<input type="checkbox"/>	<input type="checkbox"/>	<input type="checkbox"/>	<input type="checkbox"/>	SR
0804131-008A	TR-21-5.0	4/17/2008 9:55:00 AM		4/24/2008		8260B_S	<input type="checkbox"/>	<input type="checkbox"/>	<input type="checkbox"/>	<input type="checkbox"/>	SR
				4/24/2008		TPHDOSG_S	<input type="checkbox"/>	<input type="checkbox"/>	<input type="checkbox"/>	<input type="checkbox"/>	SR
				4/24/2008		TPHGAS_S	<input type="checkbox"/>	<input type="checkbox"/>	<input type="checkbox"/>	<input type="checkbox"/>	SR
0804131-009A	TR-21-10.0	4/17/2008 10:00:00 AM		4/24/2008		3050B_S	<input type="checkbox"/>	<input type="checkbox"/>	<input type="checkbox"/>	<input type="checkbox"/>	SR
				4/24/2008		6010B_S	<input type="checkbox"/>	<input type="checkbox"/>	<input checked="" type="checkbox"/>	<input type="checkbox"/>	SR
				4/24/2008		7471_PREP	<input type="checkbox"/>	<input type="checkbox"/>	<input type="checkbox"/>	<input type="checkbox"/>	SR
				4/24/2008		HG_CTS	<input type="checkbox"/>	<input type="checkbox"/>	<input type="checkbox"/>	<input type="checkbox"/>	SR
0804131-010A	TR-22-2.5	4/17/2008 10:15:00 AM		4/24/2008		3050B_S	<input type="checkbox"/>	<input type="checkbox"/>	<input type="checkbox"/>	<input type="checkbox"/>	SR
				4/24/2008		6010B_S	<input type="checkbox"/>	<input type="checkbox"/>	<input checked="" type="checkbox"/>	<input type="checkbox"/>	SR
				4/24/2008		7471_PREP	<input type="checkbox"/>	<input type="checkbox"/>	<input type="checkbox"/>	<input type="checkbox"/>	SR
				4/24/2008		8082S	<input type="checkbox"/>	<input type="checkbox"/>	<input type="checkbox"/>	<input type="checkbox"/>	SR
				4/24/2008		8260B_S	<input type="checkbox"/>	<input type="checkbox"/>	<input type="checkbox"/>	<input type="checkbox"/>	SR
4/24/2008	8270S	<input type="checkbox"/>	<input type="checkbox"/>	<input type="checkbox"/>	<input type="checkbox"/>	SR					

WORK ORDER Summary

20-Apr-08

Work Order 0804131

Client ID: TREADWELL & ROLLO(OAKLA

Project: 4069.04

QC Level:

Comments: 5 Day TAT!!19 samples (18 soil and 1 GW) 3 Soils on HOLD.

Sample ID	Client Sample ID	Collection Date	Date Received	Date Due	Matrix	Test Code	Hld	MS	SEL	Sub	Storage
0804131-010A	TR-22-2.5	4/17/2008 10:15:00 AM	4/18/2008	4/24/2008	Soil	HG_CTS	<input type="checkbox"/>	<input type="checkbox"/>	<input type="checkbox"/>	<input type="checkbox"/>	SR
				4/24/2008		TPHDOSG_S	<input type="checkbox"/>	<input type="checkbox"/>	<input type="checkbox"/>	<input type="checkbox"/>	SR
				4/24/2008		TPHGAS_S	<input type="checkbox"/>	<input type="checkbox"/>	<input type="checkbox"/>	<input type="checkbox"/>	SR
0804131-011A	TR-22-5.0	4/17/2008 10:25:00 AM	4/24/2008	4/24/2008		8260B_S	<input type="checkbox"/>	<input type="checkbox"/>	<input type="checkbox"/>	<input type="checkbox"/>	SR
				4/24/2008		TPHDOSG_S	<input type="checkbox"/>	<input type="checkbox"/>	<input type="checkbox"/>	<input type="checkbox"/>	SR
				4/24/2008		TPHGAS_S	<input type="checkbox"/>	<input type="checkbox"/>	<input type="checkbox"/>	<input type="checkbox"/>	SR
0804131-012A	TR-22-10.0	4/17/2008 10:30:00 AM	4/24/2008	4/24/2008		3050B_S	<input type="checkbox"/>	<input type="checkbox"/>	<input type="checkbox"/>	<input type="checkbox"/>	SR
				4/24/2008		6010B_S	<input type="checkbox"/>	<input type="checkbox"/>	<input checked="" type="checkbox"/>	<input type="checkbox"/>	SR
				4/24/2008		7471_PREP	<input type="checkbox"/>	<input type="checkbox"/>	<input type="checkbox"/>	<input type="checkbox"/>	SR
				4/24/2008		HG_CTS	<input type="checkbox"/>	<input type="checkbox"/>	<input type="checkbox"/>	<input type="checkbox"/>	SR
0804131-013A	TR-23-2.5	4/17/2008 10:50:00 AM	4/24/2008	4/24/2008		3050B_S	<input type="checkbox"/>	<input type="checkbox"/>	<input type="checkbox"/>	<input type="checkbox"/>	SR
				4/24/2008		6010B_S	<input type="checkbox"/>	<input type="checkbox"/>	<input checked="" type="checkbox"/>	<input type="checkbox"/>	SR
				4/24/2008		7471_PREP	<input type="checkbox"/>	<input type="checkbox"/>	<input type="checkbox"/>	<input type="checkbox"/>	SR
				4/24/2008		8082S	<input type="checkbox"/>	<input type="checkbox"/>	<input type="checkbox"/>	<input type="checkbox"/>	SR
				4/24/2008		8260B_S	<input type="checkbox"/>	<input type="checkbox"/>	<input type="checkbox"/>	<input type="checkbox"/>	SR
				4/24/2008		8270S	<input type="checkbox"/>	<input type="checkbox"/>	<input type="checkbox"/>	<input type="checkbox"/>	SR
				4/24/2008		HG_CTS	<input type="checkbox"/>	<input type="checkbox"/>	<input type="checkbox"/>	<input type="checkbox"/>	SR
				4/24/2008		TPHDOSG_S	<input type="checkbox"/>	<input type="checkbox"/>	<input type="checkbox"/>	<input type="checkbox"/>	SR
				4/24/2008		TPHGAS_S	<input type="checkbox"/>	<input type="checkbox"/>	<input type="checkbox"/>	<input type="checkbox"/>	SR
				0804131-014A		TR-23-5.0	4/17/2008 11:00:00 AM	4/24/2008	4/24/2008		3050B_S
4/24/2008	6010B_S	<input type="checkbox"/>	<input type="checkbox"/>		<input checked="" type="checkbox"/>				<input type="checkbox"/>		SR
4/24/2008	7471_PREP	<input type="checkbox"/>	<input type="checkbox"/>		<input type="checkbox"/>				<input type="checkbox"/>		SR
4/24/2008	8260B_S	<input type="checkbox"/>	<input type="checkbox"/>		<input type="checkbox"/>				<input type="checkbox"/>		SR
4/24/2008	HG_CTS	<input type="checkbox"/>	<input type="checkbox"/>		<input type="checkbox"/>				<input type="checkbox"/>		SR
4/24/2008	TPHDOSG_S	<input type="checkbox"/>	<input type="checkbox"/>		<input type="checkbox"/>				<input type="checkbox"/>		SR
0804131-015A	TR-23-10.0	4/17/2008 11:10:00 AM	4/24/2008	4/24/2008		TPHGAS_S	<input type="checkbox"/>	<input type="checkbox"/>	<input type="checkbox"/>	<input type="checkbox"/>	SR
				4/24/2008		3050B_S	<input type="checkbox"/>	<input type="checkbox"/>	<input type="checkbox"/>	<input type="checkbox"/>	SR
0804131-016A	TR-24-2.5	4/17/2008 11:40:00 AM	4/24/2008			3050B_S	<input type="checkbox"/>	<input type="checkbox"/>	<input type="checkbox"/>	<input type="checkbox"/>	SR

WORK ORDER Summary

20-Apr-08

Work Order 0804131

Client ID: TREADWELL & ROLLO(OAKLA

Project: 4069.04

QC Level:

Comments: 5 Day TAT!!19 samples (18 soil and 1 GW) 3 Soils on HOLD.

Sample ID	Client Sample ID	Collection Date	Date Received	Date Due	Matrix	Test Code	Hld	MS	SEL	Sub	Storage
0804131-016A	TR-24-2.5	4/17/2008 11:40:00 AM	4/18/2008	4/24/2008	Soil	6010B_S	<input type="checkbox"/>	<input type="checkbox"/>	<input checked="" type="checkbox"/>	<input type="checkbox"/>	SR
				4/24/2008		7471_PREP	<input type="checkbox"/>	<input type="checkbox"/>	<input type="checkbox"/>	<input type="checkbox"/>	SR
				4/24/2008		8082S	<input type="checkbox"/>	<input type="checkbox"/>	<input type="checkbox"/>	<input type="checkbox"/>	SR
				4/24/2008		8260B_S	<input type="checkbox"/>	<input type="checkbox"/>	<input type="checkbox"/>	<input type="checkbox"/>	SR
				4/24/2008		8270S	<input type="checkbox"/>	<input type="checkbox"/>	<input type="checkbox"/>	<input type="checkbox"/>	SR
				4/24/2008		HG_CTS	<input type="checkbox"/>	<input type="checkbox"/>	<input type="checkbox"/>	<input type="checkbox"/>	SR
				4/24/2008		TPHDOSG_S	<input type="checkbox"/>	<input type="checkbox"/>	<input type="checkbox"/>	<input type="checkbox"/>	SR
				4/24/2008		TPHGAS_S	<input type="checkbox"/>	<input type="checkbox"/>	<input type="checkbox"/>	<input type="checkbox"/>	SR
0804131-017A	TR-24-5.0	4/17/2008 11:50:00 AM	4/24/2008	3050B_S	<input type="checkbox"/>	<input type="checkbox"/>	<input type="checkbox"/>	<input type="checkbox"/>	<input type="checkbox"/>	SR	
				4/24/2008	6010B_S	<input type="checkbox"/>	<input type="checkbox"/>	<input checked="" type="checkbox"/>	<input type="checkbox"/>	SR	
				4/24/2008	7471_PREP	<input type="checkbox"/>	<input type="checkbox"/>	<input type="checkbox"/>	<input type="checkbox"/>	SR	
				4/24/2008	8260B_S	<input type="checkbox"/>	<input type="checkbox"/>	<input type="checkbox"/>	<input type="checkbox"/>	SR	
				4/24/2008	HG_CTS	<input type="checkbox"/>	<input type="checkbox"/>	<input type="checkbox"/>	<input type="checkbox"/>	SR	
				4/24/2008	TPHDOSG_S	<input type="checkbox"/>	<input type="checkbox"/>	<input type="checkbox"/>	<input type="checkbox"/>	SR	
				4/24/2008	TPHGAS_S	<input type="checkbox"/>	<input type="checkbox"/>	<input type="checkbox"/>	<input type="checkbox"/>	SR	
				4/24/2008	TPHGAS_S	<input type="checkbox"/>	<input type="checkbox"/>	<input type="checkbox"/>	<input type="checkbox"/>	SR	
0804131-018A	TR-24-10.0	4/17/2008 12:00:00 PM				<input type="checkbox"/>	<input type="checkbox"/>	<input type="checkbox"/>	<input type="checkbox"/>	SR	
0804131-019A	TR-19-GW	4/17/2008 2:00:00 PM		4/24/2008	Groundwater	8260B_W	<input type="checkbox"/>	<input type="checkbox"/>	<input type="checkbox"/>	<input type="checkbox"/>	SR

CHAIN OF CUSTODY RECORD

- 555 Montgomery Street, Suite 1300, San Francisco, CA 94111 Ph: 415.955.9040/Fax: 415.955.9041
- 501 14th Street, Third Floor, Oakland CA 94612 Ph: 510.874.4500/Fax: 510.874.4507
- 777 Campus Commons Road, Suite 200, Sacramento, CA 95825 Ph: 916.565.7412/Fax: 916.565.7413
- 50 Airport Parkway, Suite 175, San Jose, CA 95110 Ph: 408.437.7708/Fax: 408.437.7709

Site Name: ALDERS PROPERTY
 Job Number: 4069.04
 Project Manager/Contact: Eric Morita
 Samplers: Eric Morita
 Recorder (Signature Required): [Signature]

Turnaround Time
Standard

0804131

Field Sample Identification No.	Date	Time	Lab Sample No.	Matrix				No. Containers & Preservative				Analysis Requested										Silica gel clean-up	Hold	Remarks					
				Soil	Water	Air	Other	HCL	H ₂ SO ₄	HNO ₃	Ice	PH-9 by 9015	PH-2 mono with silica gel clean-up	NOCS	SVCS	PEPS	EM 17 mono	RCRA metals											
TR-19-2.5	4/17/08	8:45		X																									01A
TR-19-5.0		8:50		X																									02A
TR-19-10.0		8:55		X																									03A
TR-20-2.5		9:30		X																									04A
TR-20-5.0		9:35		X																									05A
TR-20-10.0		9:40		X																									06A
TR-20-1																													
TR-21-2.5		9:50		X																									07A
TR-21-5.0		9:55		X																									08A
TR-21-10.0		10:00		X																									09A
TR-22-2.5		10:15		X																									010A
TR-22-5.0		10:25		X																									011A
TR-22-10.0		10:30		X																									012A

Relinquished by: (Signature) <u>[Signature]</u>	Date <u>4/18/08</u>	Time <u>11:15 AM</u>	Received by: (Signature) <u>[Signature]</u>	Date <u>4/18/08</u>	Time <u>11:15 am</u>
Relinquished by: (Signature) <u>[Signature]</u>	Date <u>4/18/08</u>	Time <u>12:15 pm</u>	Received by: (Signature) <u>[Signature]</u>	Date <u>4/18/08</u>	Time <u>12:17 pm</u>
Relinquished by: (Signature)	Date	Time	Received by Lab: (Signature)	Date	Time

Sent to Laboratory (Name): Torrent Laboratories
 Laboratory Comments/Notes:
 Method of Shipment: Lab courier Fed Ex Airborne UPS
 Hand Carried Private Courier (Co. Name) Tri Valley

8/18

TVC

CHAIN OF CUSTODY RECORD

- 555 Montgomery Street, Suite 1300, San Francisco, CA 94111 Ph: 415.955.9040/Fax: 415.955.9041
- 501 14th Street, Third Floor, Oakland CA 94612 Ph: 510.874.4500/Fax: 510.874.4507
- 777 Campus Commons Road, Suite 200, Sacramento, CA 95825 Ph: 916.565.7412/Fax: 916.565.7413
- 50 Airport Parkway, Suite 175, San Jose, CA 95110 Ph: 408.437.7708/Fax: 408.437.7709

Site Name: ALDERS PROPERTY
 Job Number: 40091.04
 Project Manager/Contact: Eric Morita
 Samplers: Eric Morita
 Recorder (Signature Required): [Signature]

Turnaround Time
standard

0904131

Field Sample Identification No.	Date	Time	Lab Sample No.	Matrix				No. Containers & Preservative				Analysis Requested										Remarks			
				Soil	Water	Air	Other	HCL	H ₂ SO ₄	HNO ₃	Ice	TPH-9 by grav	TPH-9, 10, 15 with silica gel clean-up	NDC's	SIDCS	PCP's	CAM (Tetra)	PCRA & WTA	Silica gel clean-up	Hold					
TR-23-2.5	4/17/08	10:50		X											X	X	X	X	X	X	X	X	X	X	013A
TR-23-5.0		11:00		X											X	X	X	X	X	X	X	X	X	X	014A
TR-23-10.0		11:10		X											X	X	X	X	X	X	X	X	X	X	015A
TR-24-2.5		11:40		X											X	X	X	X	X	X	X	X	X	X	016A
TR-24-5.0		11:50		X											X	X	X	X	X	X	X	X	X	X	017A
TR-24-10.0		12:00		X																				X	018A
TR-19-GW		14:00			X											X									019A

Relinquished by: (Signature) <u>[Signature]</u>	Date <u>4/18/08</u>	Time <u>11:15 AM</u>	Received by: (Signature) <u>[Signature]</u>	Date <u>4/18/08</u>	Time <u>11:15 AM</u>
Relinquished by: (Signature) <u>[Signature]</u>	Date <u>4/18/08</u>	Time <u>12:15 pm</u>	Received by: (Signature) <u>[Signature]</u>	Date <u>4/18/08</u>	Time <u>12:17 pm</u>
Relinquished by: (Signature)	Date	Time	Received by Lab: (Signature)	Date	Time

Sent to Laboratory (Name): Torvent Laboratories
 Laboratory Comments/Notes:
 Method of Shipment: Private Courier (Co. Name) TV Valley
 Hand Carried Courier Fed Ex Airborne UPS

TVC



May 06, 2008

Eric Morita
Treadwell & Rollo(Oakland)
501 14th Street 3rd Floor
Oakland, CA 94612

TEL: (510) 874-4500

FAX (510) 874-4507

RE: Alders Property

Order No.: 0804212

Dear Eric Morita:

Torrent Laboratory, Inc. received 5 samples on 4/30/2008 for the analyses presented in the following report.

All data for associated QC met EPA or laboratory specification(s) except where noted in the case narrative.

Reported data is applicable for only the samples received as part of the order number referenced above.

Torrent Laboratory, Inc, is certified by the State of California, ELAP #1991. If you have any questions regarding these tests results, please feel free to contact the Project Management Team at (408)263-5258;ext: 204.

Sincerely,


Laboratory Director

5/6/08
Date

Patti Sandrock

QA Officer 



Torrent Laboratory, Inc.

Date: 06-May-08

CLIENT: Treadwell & Rollo(Oakland)
Project: Alders Property
Lab Order: 0804212

CASE NARRATIVE

Note: Extraction of 50 g sample / 500g 0.2M Sodium Citrate Solution was performed according to wet extraction procedure (WET) which was rotated in a rotary shaker for 48 hours.

Date Prepared: 05/ 01/08 at 9:00 AM to 05/01/08 at 9:00 AM.



TORRENT LABORATORY, INC.

483 Sinclair Frontage Road • Milpitas, CA • Phone: (408) 263-5258 • Fax: (408) 263-8293

Visit us at www.torrentlab.com email: analysis@torrentlab.com

Report prepared for: Eric Morita
Treadwell & Rollo(Oakland)

Date Received: 4/30/2008
Date Reported: 5/6/2008

Client Sample ID: TR-20-5.0
Sample Location: Alders Property
Sample Matrix: SOIL
Date/Time Sampled 4/17/2008 9:35:00 AM

Lab Sample ID: 0804212-001
Date Prepared: 5/2/2008

Parameters	Analysis Method	Date Analyzed	RL	Dilution Factor	MRL	Result	Units	Analytical Batch
Arsenic	SW6010B	5/2/2008	1.7	1	1.7	5.3	mg/Kg	4347
Barium	SW6010B	5/2/2008	5	1	5.0	82	mg/Kg	4347
Cadmium	SW6010B	5/2/2008	1	1	1.0	ND	mg/Kg	4347
Chromium	SW6010B	5/2/2008	5	1	5.0	32	mg/Kg	4347
Lead	SW6010B	5/2/2008	1	1	1.0	5.2	mg/Kg	4347
Selenium	SW6010B	5/2/2008	5	1	5.0	ND	mg/Kg	4347
Silver	SW6010B	5/2/2008	1	1	1.0	ND	mg/Kg	4347
Mercury	SW7471A	5/5/2008	0.1	1	0.10	ND	mg/Kg	4350

Report prepared for: Eric Morita
Treadwell & Rollo(Oakland)

Date Received: 4/30/2008
Date Reported: 5/6/2008

Client Sample ID: TR-21-2.5
Sample Location: Alders Property
Sample Matrix: SOIL
Date/Time Sampled 4/17/2008 9:50:00 AM

Lab Sample ID: 0804212-002
Date Prepared: 5/5/2008

Parameters	Analysis Method	Date Analyzed	RL	Dilution Factor	MRL	Result	Units	Analytical Batch
Lead (STLC)	6010B (STLC)	5/5/2008	0.1	1	0.100	9.21	mg/L	4353

Report prepared for: Eric Morita
Treadwell & Rollo(Oakland)

Date Received: 4/30/2008
Date Reported: 5/6/2008

Client Sample ID: TR-21-5.0
Sample Location: Alders Property
Sample Matrix: SOIL
Date/Time Sampled 4/17/2008 9:55:00 AM

Lab Sample ID: 0804212-003
Date Prepared: 4/30/2008

Parameters	Analysis Method	Date Analyzed	RL	Dilution Factor	MRL	Result	Units	Analytical Batch
Arsenic	SW6010B	5/2/2008	1.7	1	1.7	4.3	mg/Kg	4347
Barium	SW6010B	5/2/2008	5	1	5.0	97	mg/Kg	4347
Cadmium	SW6010B	5/2/2008	1	1	1.0	ND	mg/Kg	4347
Chromium	SW6010B	5/2/2008	5	1	5.0	25	mg/Kg	4347
Lead	SW6010B	5/2/2008	1	1	1.0	3.9	mg/Kg	4347
Selenium	SW6010B	5/2/2008	5	1	5.0	ND	mg/Kg	4347
Silver	SW6010B	5/2/2008	1	1	1.0	ND	mg/Kg	4347
Mercury	SW7471A	5/5/2008	0.1	1	0.10	ND	mg/Kg	4350

Client Sample ID: TR-21-5.0
Sample Location: Alders Property
Sample Matrix: SOIL
Date/Time Sampled 4/17/2008 9:55:00 AM

Lab Sample ID: 0804212-003
Date Prepared: 4/30/2008

Parameters	Analysis Method	Date Analyzed	RL	Dilution Factor	MRL	Result	Units	Analytical Batch
1,1,1,2-Tetrachloroethane	SW8260B	4/30/2008	10	1	10	ND	µg/Kg	F16140
1,1,1-Trichloroethane	SW8260B	4/30/2008	10	1	10	ND	µg/Kg	F16140
1,1,2,2-Tetrachloroethane	SW8260B	4/30/2008	10	1	10	ND	µg/Kg	F16140
1,1,2-Trichloroethane	SW8260B	4/30/2008	10	1	10	ND	µg/Kg	F16140
1,1-Dichloroethane	SW8260B	4/30/2008	10	1	10	ND	µg/Kg	F16140
1,1-Dichloroethene	SW8260B	4/30/2008	10	1	10	ND	µg/Kg	F16140
1,1-Dichloropropene	SW8260B	4/30/2008	10	1	10	ND	µg/Kg	F16140
1,2,3-Trichlorobenzene	SW8260B	4/30/2008	10	1	10	ND	µg/Kg	F16140
1,2,3-Trichloropropane	SW8260B	4/30/2008	10	1	10	ND	µg/Kg	F16140
1,2,4-Trichlorobenzene	SW8260B	4/30/2008	10	1	10	ND	µg/Kg	F16140
1,2,4-Trimethylbenzene	SW8260B	4/30/2008	10	1	10	ND	µg/Kg	F16140
1,2-Dibromo-3-chloropropane	SW8260B	4/30/2008	10	1	10	ND	µg/Kg	F16140
1,2-Dibromoethane (EDB)	SW8260B	4/30/2008	10	1	10	ND	µg/Kg	F16140
1,2-Dichlorobenzene	SW8260B	4/30/2008	10	1	10	ND	µg/Kg	F16140
1,2-Dichloroethane (EDC)	SW8260B	4/30/2008	10	1	10	ND	µg/Kg	F16140
1,2-Dichloropropane	SW8260B	4/30/2008	10	1	10	ND	µg/Kg	F16140
1,3,5-Trimethylbenzene	SW8260B	4/30/2008	10	1	10	ND	µg/Kg	F16140
1,3-Dichlorobenzene	SW8260B	4/30/2008	10	1	10	ND	µg/Kg	F16140
1,4-Dichlorobenzene	SW8260B	4/30/2008	10	1	10	ND	µg/Kg	F16140
2,2-Dichloropropane	SW8260B	4/30/2008	10	1	10	ND	µg/Kg	F16140
2-Chloroethyl vinyl ether	SW8260B	4/30/2008	10	1	10	ND	µg/Kg	F16140
2-Chlorotoluene	SW8260B	4/30/2008	10	1	10	ND	µg/Kg	F16140
4-Chlorotoluene	SW8260B	4/30/2008	10	1	10	ND	µg/Kg	F16140
4-Isopropyltoluene	SW8260B	4/30/2008	10	1	10	ND	µg/Kg	F16140
Benzene	SW8260B	4/30/2008	10	1	10	ND	µg/Kg	F16140
Bromobenzene	SW8260B	4/30/2008	10	1	10	ND	µg/Kg	F16140
Bromochloromethane	SW8260B	4/30/2008	10	1	10	ND	µg/Kg	F16140
Bromodichloromethane	SW8260B	4/30/2008	10	1	10	ND	µg/Kg	F16140
Bromoform	SW8260B	4/30/2008	10	1	10	ND	µg/Kg	F16140
Bromomethane	SW8260B	4/30/2008	10	1	10	ND	µg/Kg	F16140
Carbon tetrachloride	SW8260B	4/30/2008	10	1	10	ND	µg/Kg	F16140
Chlorobenzene	SW8260B	4/30/2008	10	1	10	ND	µg/Kg	F16140
Chloroform	SW8260B	4/30/2008	10	1	10	ND	µg/Kg	F16140
Chloromethane	SW8260B	4/30/2008	10	1	10	ND	µg/Kg	F16140
cis-1,2-Dichloroethene	SW8260B	4/30/2008	10	1	10	ND	µg/Kg	F16140
cis-1,3-Dichloropropene	SW8260B	4/30/2008	10	1	10	ND	µg/Kg	F16140
Dibromochloromethane	SW8260B	4/30/2008	10	1	10	ND	µg/Kg	F16140
Dibromomethane	SW8260B	4/30/2008	10	1	10	ND	µg/Kg	F16140
Dichlorodifluoromethane	SW8260B	4/30/2008	10	1	10	ND	µg/Kg	F16140
Ethyl tert-butyl ether (ETBE)	SW8260B	4/30/2008	10	1	10	ND	µg/Kg	F16140
Ethylbenzene	SW8260B	4/30/2008	10	1	10	ND	µg/Kg	F16140
Freon-113	SW8260B	4/30/2008	10	1	10	ND	µg/Kg	F16140
Hexachlorobutadiene	SW8260B	4/30/2008	10	1	10	ND	µg/Kg	F16140

Client Sample ID: TR-21-5.0
Sample Location: Alders Property
Sample Matrix: SOIL
Date/Time Sampled 4/17/2008 9:55:00 AM

Lab Sample ID: 0804212-003
Date Prepared: 4/30/2008

Parameters	Analysis Method	Date Analyzed	RL	Dilution Factor	MRL	Result	Units	Analytical Batch
Isopropyl Ether	SW8260B	4/30/2008	10	1	10	ND	µg/Kg	F16140
Isopropylbenzene	SW8260B	4/30/2008	10	1	10	ND	µg/Kg	F16140
Methyl tert-butyl ether (MTBE)	SW8260B	4/30/2008	10	1	10	ND	µg/Kg	F16140
Methylene chloride	SW8260B	4/30/2008	50	1	50	ND	µg/Kg	F16140
Naphthalene	SW8260B	4/30/2008	20	1	20	ND	µg/Kg	F16140
n-Butylbenzene	SW8260B	4/30/2008	10	1	10	ND	µg/Kg	F16140
n-Propylbenzene	SW8260B	4/30/2008	10	1	10	ND	µg/Kg	F16140
sec-Butylbenzene	SW8260B	4/30/2008	10	1	10	ND	µg/Kg	F16140
Styrene	SW8260B	4/30/2008	10	1	10	ND	µg/Kg	F16140
t-Butyl alcohol (t-Butanol)	SW8260B	4/30/2008	50	1	50	ND	µg/Kg	F16140
tert-Amyl methyl ether (TAME)	SW8260B	4/30/2008	10	1	10	ND	µg/Kg	F16140
tert-Butylbenzene	SW8260B	4/30/2008	10	1	10	ND	µg/Kg	F16140
Tetrachloroethene	SW8260B	4/30/2008	10	1	10	ND	µg/Kg	F16140
Toluene	SW8260B	4/30/2008	10	1	10	ND	µg/Kg	F16140
trans-1,2-Dichloroethene	SW8260B	4/30/2008	10	1	10	ND	µg/Kg	F16140
trans-1,3-Dichloropropene	SW8260B	4/30/2008	10	1	10	ND	µg/Kg	F16140
Trichloroethene	SW8260B	4/30/2008	10	1	10	ND	µg/Kg	F16140
Trichlorofluoromethane	SW8260B	4/30/2008	10	1	10	ND	µg/Kg	F16140
Vinyl chloride	SW8260B	4/30/2008	10	1	10	ND	µg/Kg	F16140
Xylenes, Total	SW8260B	4/30/2008	15	1	15	ND	µg/Kg	F16140
Surr: 4-Bromofluorobenzene	SW8260B	4/30/2008	0	1	55.8-141	97.3	%REC	F16140
Surr: Dibromofluoromethane	SW8260B	4/30/2008	0	1	59.8-148	102	%REC	F16140
Surr: Toluene-d8	SW8260B	4/30/2008	0	1	55.2-133	111	%REC	F16140

Client Sample ID: TR-21-10.0
Sample Location: Alders Property
Sample Matrix: SOIL
Date/Time Sampled 4/17/2008 10:00:00 AM

Lab Sample ID: 0804212-004
Date Prepared: 4/30/2008

Parameters	Analysis Method	Date Analyzed	RL	Dilution Factor	MRL	Result	Units	Analytical Batch
1,1,1,2-Tetrachloroethane	SW8260B	4/30/2008	10	1	10	ND	µg/Kg	F16140
1,1,1-Trichloroethane	SW8260B	4/30/2008	10	1	10	ND	µg/Kg	F16140
1,1,2,2-Tetrachloroethane	SW8260B	4/30/2008	10	1	10	ND	µg/Kg	F16140
1,1,2-Trichloroethane	SW8260B	4/30/2008	10	1	10	ND	µg/Kg	F16140
1,1-Dichloroethane	SW8260B	4/30/2008	10	1	10	ND	µg/Kg	F16140
1,1-Dichloroethene	SW8260B	4/30/2008	10	1	10	ND	µg/Kg	F16140
1,1-Dichloropropene	SW8260B	4/30/2008	10	1	10	ND	µg/Kg	F16140
1,2,3-Trichlorobenzene	SW8260B	4/30/2008	10	1	10	ND	µg/Kg	F16140
1,2,3-Trichloropropane	SW8260B	4/30/2008	10	1	10	ND	µg/Kg	F16140
1,2,4-Trichlorobenzene	SW8260B	4/30/2008	10	1	10	ND	µg/Kg	F16140
1,2,4-Trimethylbenzene	SW8260B	4/30/2008	10	1	10	ND	µg/Kg	F16140
1,2-Dibromo-3-chloropropane	SW8260B	4/30/2008	10	1	10	ND	µg/Kg	F16140
1,2-Dibromoethane (EDB)	SW8260B	4/30/2008	10	1	10	ND	µg/Kg	F16140
1,2-Dichlorobenzene	SW8260B	4/30/2008	10	1	10	ND	µg/Kg	F16140
1,2-Dichloroethane (EDC)	SW8260B	4/30/2008	10	1	10	ND	µg/Kg	F16140
1,2-Dichloropropane	SW8260B	4/30/2008	10	1	10	ND	µg/Kg	F16140
1,3,5-Trimethylbenzene	SW8260B	4/30/2008	10	1	10	ND	µg/Kg	F16140
1,3-Dichlorobenzene	SW8260B	4/30/2008	10	1	10	ND	µg/Kg	F16140
1,4-Dichlorobenzene	SW8260B	4/30/2008	10	1	10	ND	µg/Kg	F16140
2,2-Dichloropropane	SW8260B	4/30/2008	10	1	10	ND	µg/Kg	F16140
2-Chloroethyl vinyl ether	SW8260B	4/30/2008	10	1	10	ND	µg/Kg	F16140
2-Chlorotoluene	SW8260B	4/30/2008	10	1	10	ND	µg/Kg	F16140
4-Chlorotoluene	SW8260B	4/30/2008	10	1	10	ND	µg/Kg	F16140
4-Isopropyltoluene	SW8260B	4/30/2008	10	1	10	ND	µg/Kg	F16140
Benzene	SW8260B	4/30/2008	10	1	10	ND	µg/Kg	F16140
Bromobenzene	SW8260B	4/30/2008	10	1	10	ND	µg/Kg	F16140
Bromochloromethane	SW8260B	4/30/2008	10	1	10	ND	µg/Kg	F16140
Bromodichloromethane	SW8260B	4/30/2008	10	1	10	ND	µg/Kg	F16140
Bromoform	SW8260B	4/30/2008	10	1	10	ND	µg/Kg	F16140
Bromomethane	SW8260B	4/30/2008	10	1	10	ND	µg/Kg	F16140
Carbon tetrachloride	SW8260B	4/30/2008	10	1	10	ND	µg/Kg	F16140
Chlorobenzene	SW8260B	4/30/2008	10	1	10	ND	µg/Kg	F16140
Chloroform	SW8260B	4/30/2008	10	1	10	ND	µg/Kg	F16140
Chloromethane	SW8260B	4/30/2008	10	1	10	ND	µg/Kg	F16140
cis-1,2-Dichloroethene	SW8260B	4/30/2008	10	1	10	ND	µg/Kg	F16140
cis-1,3-Dichloropropene	SW8260B	4/30/2008	10	1	10	ND	µg/Kg	F16140
Dibromochloromethane	SW8260B	4/30/2008	10	1	10	ND	µg/Kg	F16140
Dibromomethane	SW8260B	4/30/2008	10	1	10	ND	µg/Kg	F16140
Dichlorodifluoromethane	SW8260B	4/30/2008	10	1	10	ND	µg/Kg	F16140
Ethyl tert-butyl ether (ETBE)	SW8260B	4/30/2008	10	1	10	ND	µg/Kg	F16140
Ethylbenzene	SW8260B	4/30/2008	10	1	10	ND	µg/Kg	F16140
Freon-113	SW8260B	4/30/2008	10	1	10	ND	µg/Kg	F16140
Hexachlorobutadiene	SW8260B	4/30/2008	10	1	10	ND	µg/Kg	F16140

Client Sample ID: TR-21-10.0
Sample Location: Alders Property
Sample Matrix: SOIL
Date/Time Sampled 4/17/2008 10:00:00 AM

Lab Sample ID: 0804212-004
Date Prepared: 4/30/2008

Parameters	Analysis Method	Date Analyzed	RL	Dilution Factor	MRL	Result	Units	Analytical Batch
Isopropyl Ether	SW8260B	4/30/2008	10	1	10	ND	µg/Kg	F16140
Isopropylbenzene	SW8260B	4/30/2008	10	1	10	ND	µg/Kg	F16140
Methyl tert-butyl ether (MTBE)	SW8260B	4/30/2008	10	1	10	ND	µg/Kg	F16140
Methylene chloride	SW8260B	4/30/2008	50	1	50	ND	µg/Kg	F16140
Naphthalene	SW8260B	4/30/2008	20	1	20	ND	µg/Kg	F16140
n-Butylbenzene	SW8260B	4/30/2008	10	1	10	ND	µg/Kg	F16140
n-Propylbenzene	SW8260B	4/30/2008	10	1	10	ND	µg/Kg	F16140
sec-Butylbenzene	SW8260B	4/30/2008	10	1	10	ND	µg/Kg	F16140
Styrene	SW8260B	4/30/2008	10	1	10	ND	µg/Kg	F16140
t-Butyl alcohol (t-Butanol)	SW8260B	4/30/2008	50	1	50	ND	µg/Kg	F16140
tert-Amyl methyl ether (TAME)	SW8260B	4/30/2008	10	1	10	ND	µg/Kg	F16140
tert-Butylbenzene	SW8260B	4/30/2008	10	1	10	ND	µg/Kg	F16140
Tetrachloroethene	SW8260B	4/30/2008	10	1	10	ND	µg/Kg	F16140
Toluene	SW8260B	4/30/2008	10	1	10	ND	µg/Kg	F16140
trans-1,2-Dichloroethene	SW8260B	4/30/2008	10	1	10	ND	µg/Kg	F16140
trans-1,3-Dichloropropene	SW8260B	4/30/2008	10	1	10	ND	µg/Kg	F16140
Trichloroethene	SW8260B	4/30/2008	10	1	10	ND	µg/Kg	F16140
Trichlorofluoromethane	SW8260B	4/30/2008	10	1	10	ND	µg/Kg	F16140
Vinyl chloride	SW8260B	4/30/2008	10	1	10	ND	µg/Kg	F16140
Xylenes, Total	SW8260B	4/30/2008	15	1	15	ND	µg/Kg	F16140
Surr: 4-Bromofluorobenzene	SW8260B	4/30/2008	0	1	55.8-141	104	%REC	F16140
Surr: Dibromofluoromethane	SW8260B	4/30/2008	0	1	59.8-148	106	%REC	F16140
Surr: Toluene-d8	SW8260B	4/30/2008	0	1	55.2-133	121	%REC	F16140

Report prepared for: Eric Morita
Treadwell & Rollo(Oakland)

Date Received: 4/30/2008
Date Reported: 5/6/2008

Client Sample ID: TR-22-5.0
Sample Location: Alders Property
Sample Matrix: SOIL
Date/Time Sampled 4/17/2008 10:30:00 AM

Lab Sample ID: 0804212-005
Date Prepared: 5/2/2008

Parameters	Analysis Method	Date Analyzed	RL	Dilution Factor	MRL	Result	Units	Analytical Batch
Arsenic	SW6010B	5/2/2008	1.7	1	1.7	5.4	mg/Kg	4347
Barium	SW6010B	5/2/2008	5	1	5.0	180	mg/Kg	4347
Cadmium	SW6010B	5/2/2008	1	1	1.0	ND	mg/Kg	4347
Chromium	SW6010B	5/2/2008	5	1	5.0	34	mg/Kg	4347
Lead	SW6010B	5/2/2008	1	1	1.0	5.2	mg/Kg	4347
Selenium	SW6010B	5/2/2008	5	1	5.0	ND	mg/Kg	4347
Silver	SW6010B	5/2/2008	1	1	1.0	ND	mg/Kg	4347
Mercury	SW7471A	5/5/2008	0.1	1	0.10	ND	mg/Kg	4350

Definitions, legends and Notes

Note	Description
ug/kg	Microgram per kilogram (ppb, part per billion).
ug/L	Microgram per liter (ppb, part per billion).
mg/kg	Milligram per kilogram (ppm, part per million).
mg/L	Milligram per liter (ppm, part per million).
LCS/LCSD	Laboratory control sample/laboratory control sample duplicate.
MDL	Method detection limit.
MRL	Modified reporting limit. When sample is subject to dilution, reporting limit times dilution factor yields MRL.
MS/MSD	Matrix spike/matrix spike duplicate.
N/A	Not applicable.
ND	Not detected at or above detection limit.
NR	Not reported.
QC	Quality Control.
RL	Reporting limit.
% RPD	Percent relative difference.
a	pH was measured immediately upon the receipt of the sample, but it was still done outside the holding time.
sub	Analyzed by subcontracting laboratory, Lab Certificate #

CLIENT: Treadwell & Rollo(Oakland)
Work Order: 0804212
Project: Alders Property

ANALYTICAL QC SUMMARY REPORT

BatchID: 4347

Sample ID MB-4347	SampType: MBLK	TestCode: 6010B_S	Units: mg/Kg	Prep Date: 5/2/2008	RunNo: 16199						
Client ID: ZZZZZ	Batch ID: 4347	TestNo: SW6010B	(SW3050B)	Analysis Date: 5/2/2008	SeqNo: 232508						
Analyte	Result	PQL	SPK value	SPK Ref Val	%REC	LowLimit	HighLimit	RPD Ref Val	%RPD	RPDLimit	Qual

Arsenic	ND	1.7									
Barium	ND	5.0									
Cadmium	ND	1.0									
Chromium	ND	5.0									
Lead	ND	1.0									
Selenium	ND	5.0									
Silver	ND	1.0									

Sample ID LCS-4347	SampType: LCS	TestCode: 6010B_S	Units: mg/Kg	Prep Date: 5/2/2008	RunNo: 16199						
Client ID: ZZZZZ	Batch ID: 4347	TestNo: SW6010B	(SW3050B)	Analysis Date: 5/2/2008	SeqNo: 232506						
Analyte	Result	PQL	SPK value	SPK Ref Val	%REC	LowLimit	HighLimit	RPD Ref Val	%RPD	RPDLimit	Qual

Arsenic	54.70	1.7	50	0	109	73.9	135				
Barium	51.70	5.0	50	0	103	70.2	130				
Cadmium	49.15	1.0	50	0	98.3	82.4	125				
Chromium	52.35	5.0	50	0	105	68.1	122				
Lead	50.90	1.0	50	0	102	67.9	118				
Selenium	49.80	5.0	50	0	99.6	75	125				
Silver	50.40	1.0	50	0	101	65.4	118				

Sample ID LCSD-4347	SampType: LCSD	TestCode: 6010B_S	Units: mg/Kg	Prep Date: 5/2/2008	RunNo: 16199						
Client ID: ZZZZZ	Batch ID: 4347	TestNo: SW6010B	(SW3050B)	Analysis Date: 5/2/2008	SeqNo: 232507						
Analyte	Result	PQL	SPK value	SPK Ref Val	%REC	LowLimit	HighLimit	RPD Ref Val	%RPD	RPDLimit	Qual

Arsenic	54.10	1.7	50	0	108	73.9	135	54.7	1.10	30	
Barium	53.80	5.0	50	0	108	70.2	130	51.7	3.98	30	
Cadmium	51.25	1.0	50	0	103	82.4	125	49.15	4.18	30	
Chromium	54.40	5.0	50	0	109	68.1	122	52.35	3.84	30	
Lead	50.55	1.0	50	0	101	67.9	118	50.9	0.690	30	

Qualifiers: E Value above quantitation range H Holding times for preparation or analysis exceeded J Analyte detected below quantitation limits
 ND Not Detected at the Reporting Limit R RPD outside accepted recovery limits S Spike Recovery outside accepted recovery limits

CLIENT: Treadwell & Rollo(Oakland)
Work Order: 0804212
Project: Alders Property

ANALYTICAL QC SUMMARY REPORT

BatchID: 4347

Sample ID	LCSD-4347	SampType:	LCSD	TestCode:	6010B_S	Units:	mg/Kg	Prep Date:	5/2/2008	RunNo:	16199
Client ID:	ZZZZZ	Batch ID:	4347	TestNo:	SW6010B	(SW3050B)		Analysis Date:	5/2/2008	SeqNo:	232507
Analyte	Result	PQL	SPK value	SPK Ref Val	%REC	LowLimit	HighLimit	RPD Ref Val	%RPD	RPDLimit	Qual
Selenium	49.40	5.0	50	0	98.8	75	125	49.8	0.806	30	
Silver	52.40	1.0	50	0	105	65.4	118	50.4	3.89	30	

Qualifiers:	E Value above quantitation range	H Holding times for preparation or analysis exceeded	J Analyte detected below quantitation limits
	ND Not Detected at the Reporting Limit	R RPD outside accepted recovery limits	S Spike Recovery outside accepted recovery limits

CLIENT: Treadwell & Rollo(Oakland)
Work Order: 0804212
Project: Alders Property

ANALYTICAL QC SUMMARY REPORT

BatchID: 4353

Sample ID MB-4353	SampType: MBLK	TestCode: 6010B (STLC	Units: mg/L	Prep Date: 5/5/2008	RunNo: 16226						
Client ID: ZZZZZ	Batch ID: 4353	TestNo: 6010B (STLC (SW3010A)		Analysis Date: 5/5/2008	SeqNo: 233006						
Analyte	Result	PQL	SPK value	SPK Ref Val	%REC	LowLimit	HighLimit	RPD Ref Val	%RPD	RPDLimit	Qual

Lead (STLC) ND 0.100

Sample ID LCS-4353	SampType: LCS	TestCode: 6010B (STLC	Units: mg/L	Prep Date: 5/5/2008	RunNo: 16226						
Client ID: ZZZZZ	Batch ID: 4353	TestNo: 6010B (STLC (SW3010A)		Analysis Date: 5/5/2008	SeqNo: 233004						
Analyte	Result	PQL	SPK value	SPK Ref Val	%REC	LowLimit	HighLimit	RPD Ref Val	%RPD	RPDLimit	Qual

Lead (STLC) 8.220 0.100 10 0 82.2 75 125

Sample ID LCSD-4353	SampType: LCSD	TestCode: 6010B (STLC	Units: mg/L	Prep Date: 5/5/2008	RunNo: 16226						
Client ID: ZZZZZ	Batch ID: 4353	TestNo: 6010B (STLC (SW3010A)		Analysis Date: 5/5/2008	SeqNo: 233005						
Analyte	Result	PQL	SPK value	SPK Ref Val	%REC	LowLimit	HighLimit	RPD Ref Val	%RPD	RPDLimit	Qual

Lead (STLC) 8.270 0.100 10 0 82.7 75 125 8.22 0.606 30

Sample ID 0804212-002AMS	SampType: MS	TestCode: 6010B (STLC	Units: mg/L	Prep Date: 5/5/2008	RunNo: 16226						
Client ID: TR-21-2.5	Batch ID: 4353	TestNo: 6010B (STLC (SW3010A)		Analysis Date: 5/5/2008	SeqNo: 233002						
Analyte	Result	PQL	SPK value	SPK Ref Val	%REC	LowLimit	HighLimit	RPD Ref Val	%RPD	RPDLimit	Qual

Lead (STLC) 17.08 0.100 10 9.21 78.7 75 125

Sample ID 0804212-002AMSD	SampType: MSD	TestCode: 6010B (STLC	Units: mg/L	Prep Date: 5/5/2008	RunNo: 16226						
Client ID: TR-21-2.5	Batch ID: 4353	TestNo: 6010B (STLC (SW3010A)		Analysis Date: 5/5/2008	SeqNo: 233003						
Analyte	Result	PQL	SPK value	SPK Ref Val	%REC	LowLimit	HighLimit	RPD Ref Val	%RPD	RPDLimit	Qual

Lead (STLC) 17.66 0.100 10 9.21 84.5 75 125 17.08 3.34 30

Qualifiers: E Value above quantitation range H Holding times for preparation or analysis exceeded J Analyte detected below quantitation limits
 ND Not Detected at the Reporting Limit R RPD outside accepted recovery limits S Spike Recovery outside accepted recovery limits

CLIENT: Treadwell & Rollo(Oakland)
Work Order: 0804212
Project: Alders Property

ANALYTICAL QC SUMMARY REPORT

BatchID: F16140

Sample ID MB-F16140	SampType: MBLK	TestCode: 8260B_S	Units: µg/Kg	Prep Date: 4/29/2008	RunNo: 16140
Client ID: ZZZZZ	Batch ID: F16140	TestNo: SW8260B		Analysis Date: 4/29/2008	SeqNo: 231864

Analyte	Result	PQL	SPK value	SPK Ref Val	%REC	LowLimit	HighLimit	RPD Ref Val	%RPD	RPDLimit	Qual
1,1,1,2-Tetrachloroethane	ND	10									
1,1,1-Trichloroethane	ND	10									
1,1,2,2-Tetrachloroethane	ND	10									
1,1,2-Trichloroethane	ND	10									
1,1-Dichloroethane	ND	10									
1,1-Dichloroethene	ND	10									
1,1-Dichloropropene	ND	10									
1,2,3-Trichlorobenzene	ND	10									
1,2,3-Trichloropropane	ND	10									
1,2,4-Trichlorobenzene	ND	10									
1,2,4-Trimethylbenzene	ND	10									
1,2-Dibromo-3-chloropropane	ND	10									
1,2-Dibromoethane (EDB)	ND	10									
1,2-Dichlorobenzene	ND	10									
1,2-Dichloroethane (EDC)	ND	10									
1,2-Dichloropropane	ND	10									
1,3,5-Trimethylbenzene	ND	10									
1,3-Dichlorobenzene	ND	10									
1,3-Dichloropropene	ND	10									
1,4-Dichlorobenzene	ND	10									
2,2-Dichloropropane	ND	10									
2-Chloroethyl vinyl ether	ND	10									
2-Chlorotoluene	ND	10									
4-Chlorotoluene	ND	10									
4-Isopropyltoluene	ND	10									
Benzene	ND	10									
Bromobenzene	ND	10									
Bromochloromethane	ND	10									
Bromodichloromethane	ND	10									
Bromoform	ND	10									
Bromomethane	ND	10									

Qualifiers:	E Value above quantitation range	H Holding times for preparation or analysis exceeded	J Analyte detected below quantitation limits
	ND Not Detected at the Reporting Limit	R RPD outside accepted recovery limits	S Spike Recovery outside accepted recovery limits

CLIENT: Treadwell & Rollo(Oakland)
Work Order: 0804212
Project: Alders Property

ANALYTICAL QC SUMMARY REPORT

BatchID: F16140

Sample ID MB-F16140	SampType: MBLK	TestCode: 8260B_S	Units: µg/Kg	Prep Date: 4/29/2008	RunNo: 16140
Client ID: ZZZZZ	Batch ID: F16140	TestNo: SW8260B		Analysis Date: 4/29/2008	SeqNo: 231864

Analyte	Result	PQL	SPK value	SPK Ref Val	%REC	LowLimit	HighLimit	RPD Ref Val	%RPD	RPDLimit	Qual
Carbon tetrachloride	ND	10									
Chlorobenzene	ND	10									
Chloroform	ND	10									
Chloromethane	ND	10									
cis-1,2-Dichloroethene	ND	10									
cis-1,3-Dichloropropene	ND	10									
Dibromochloromethane	ND	10									
Dibromomethane	ND	10									
Dichlorodifluoromethane	ND	10									
Ethyl tert-butyl ether (ETBE)	ND	10									
Ethylbenzene	ND	10									
Freon-113	ND	10									
Hexachlorobutadiene	ND	10									
Isopropyl Ether	ND	10									
Isopropylbenzene	ND	10									
Methyl tert-butyl ether (MTBE)	ND	10									
Methylene chloride	ND	50									
Naphthalene	ND	20									
n-Butylbenzene	ND	10									
n-Propylbenzene	ND	10									
sec-Butylbenzene	ND	10									
Styrene	ND	10									
t-Butyl alcohol (t-Butanol)	ND	50									
tert-Amyl methyl ether (TAME)	ND	10									
tert-Butylbenzene	ND	10									
Tetrachloroethene	ND	10									
Toluene	ND	10									
trans-1,2-Dichloroethene	ND	10									
trans-1,3-Dichloropropene	ND	10									
Trichloroethene	ND	10									
Trichlorofluoromethane	ND	10									

Qualifiers:	E Value above quantitation range	H Holding times for preparation or analysis exceeded	J Analyte detected below quantitation limits
	ND Not Detected at the Reporting Limit	R RPD outside accepted recovery limits	S Spike Recovery outside accepted recovery limits

CLIENT: Treadwell & Rollo(Oakland)
Work Order: 0804212
Project: Alders Property

ANALYTICAL QC SUMMARY REPORT

BatchID: F16140

Sample ID MB-F16140	SampType: MBLK	TestCode: 8260B_S	Units: µg/Kg	Prep Date: 4/29/2008	RunNo: 16140
Client ID: ZZZZZ	Batch ID: F16140	TestNo: SW8260B		Analysis Date: 4/29/2008	SeqNo: 231864

Analyte	Result	PQL	SPK value	SPK Ref Val	%REC	LowLimit	HighLimit	RPD Ref Val	%RPD	RPDLimit	Qual
Vinyl chloride	ND	10									
Xylenes, Total	ND	15									
Surr: 4-Bromofluorobenzene	49.05	0	50	0	98.1	55.8	141				
Surr: Dibromofluoromethane	54.57	0	50	0	109	59.8	148				
Surr: Toluene-d8	56.75	0	50	0	114	55.2	133				

Sample ID LCS-F16140	SampType: LCS	TestCode: 8260B_S	Units: µg/Kg	Prep Date: 4/29/2008	RunNo: 16140
Client ID: ZZZZZ	Batch ID: F16140	TestNo: SW8260B		Analysis Date: 4/29/2008	SeqNo: 231865

Analyte	Result	PQL	SPK value	SPK Ref Val	%REC	LowLimit	HighLimit	RPD Ref Val	%RPD	RPDLimit	Qual
1,1-Dichloroethene	32.53	10	50	0	65.1	53.7	139				
Benzene	37.30	10	50	0	74.6	66.5	135				
Chlorobenzene	43.10	10	50	0	86.2	57.5	150				
Toluene	42.31	10	50	0	84.6	56.8	134				
Trichloroethene	38.33	10	50	0	76.7	57.4	134				
Surr: 4-Bromofluorobenzene	45.07	0	50	0	90.1	55.8	141				
Surr: Dibromofluoromethane	55.76	0	50	0	112	59.8	148				
Surr: Toluene-d8	57.53	0	50	0	115	55.2	133				

Sample ID LCSD-F16140	SampType: LCSD	TestCode: 8260B_S	Units: µg/Kg	Prep Date: 4/29/2008	RunNo: 16140
Client ID: ZZZZZ	Batch ID: F16140	TestNo: SW8260B		Analysis Date: 4/29/2008	SeqNo: 231866

Analyte	Result	PQL	SPK value	SPK Ref Val	%REC	LowLimit	HighLimit	RPD Ref Val	%RPD	RPDLimit	Qual
1,1-Dichloroethene	37.50	10	50	0	75.0	53.7	139	32.53	14.2	30	
Benzene	43.76	10	50	0	87.5	66.5	135	37.3	15.9	30	
Chlorobenzene	38.10	10	50	0	76.2	57.5	150	43.1	12.3	30	
Toluene	44.68	10	50	0	89.4	56.8	134	42.31	5.45	30	
Trichloroethene	37.06	10	50	0	74.1	57.4	134	38.33	3.37	30	
Surr: 4-Bromofluorobenzene	51.33	0	50	0	103	55.8	141	0	0	0	
Surr: Dibromofluoromethane	53.37	0	50	0	107	59.8	148	0	0	0	
Surr: Toluene-d8	52.31	0	50	0	105	55.2	133	0	0	0	

Qualifiers: E Value above quantitation range H Holding times for preparation or analysis exceeded J Analyte detected below quantitation limits
 ND Not Detected at the Reporting Limit R RPD outside accepted recovery limits S Spike Recovery outside accepted recovery limits

CLIENT: Treadwell & Rollo(Oakland)
Work Order: 0804212
Project: Alders Property

ANALYTICAL QC SUMMARY REPORT

BatchID: F16140

Sample ID	SampType:	TestCode:	Units:	Prep Date:	RunNo:						
0804212-004A MS	MS	8260B_S	µg/Kg	4/30/2008	16140						
Client ID: TR-21-10.0	Batch ID: F16140	TestNo: SW8260B		Analysis Date: 4/30/2008	SeqNo: 232091						
Analyte	Result	PQL	SPK value	SPK Ref Val	%REC	LowLimit	HighLimit	RPD Ref Val	%RPD	RPDLimit	Qual
1,1-Dichloroethene	53.06	10	50	0	106	53.7	139				
Benzene	59.94	10	50	0	120	66.5	135				
Chlorobenzene	52.31	10	50	0	105	57.5	150				
Toluene	55.00	10	50	0	110	56.8	134				
Trichloroethene	52.80	10	50	0	106	57.4	134				
Surr: 4-Bromofluorobenzene	52.70	0	50	0	105	55.8	141				
Surr: Dibromofluoromethane	49.09	0	50	0	98.2	59.8	148				
Surr: Toluene-d8	45.28	0	50	0	90.6	55.2	133				

Sample ID	SampType:	TestCode:	Units:	Prep Date:	RunNo:						
0804212-004A MSD	MSD	8260B_S	µg/Kg	4/30/2008	16140						
Client ID: TR-21-10.0	Batch ID: F16140	TestNo: SW8260B		Analysis Date: 4/30/2008	SeqNo: 232092						
Analyte	Result	PQL	SPK value	SPK Ref Val	%REC	LowLimit	HighLimit	RPD Ref Val	%RPD	RPDLimit	Qual
1,1-Dichloroethene	54.85	10	50	0	110	53.7	139	53.06	3.32	30	
Benzene	60.53	10	50	0	121	66.5	135	59.94	0.979	30	
Chlorobenzene	51.90	10	50	0	104	57.5	150	52.31	0.787	30	
Toluene	52.03	10	50	0	104	56.8	134	55	5.55	30	
Trichloroethene	45.93	10	50	0	91.9	57.4	134	52.8	13.9	30	
Surr: 4-Bromofluorobenzene	47.77	0	50	0	95.5	55.8	141	0	0	0	
Surr: Dibromofluoromethane	52.58	0	50	0	105	59.8	148	0	0	0	
Surr: Toluene-d8	45.95	0	50	0	91.9	55.2	133	0	0	0	

Qualifiers: E Value above quantitation range H Holding times for preparation or analysis exceeded J Analyte detected below quantitation limits
 ND Not Detected at the Reporting Limit R RPD outside accepted recovery limits S Spike Recovery outside accepted recovery limits

Torrent Laboratory, Inc.

WORK ORDER Summary

01-May-08

Work Order 0804212

Client ID: TREADWELL & ROLLO(OAKLA

Project: Alders Property

QC Level:

Comments: 5 Day TAT!! Additional work for original WO# 0804131 RCRA 8 mets on 3, 8260B on 2, STLC Pb on 1.

Sample ID	Client Sample ID	Collection Date	Date Received	Date Due	Matrix	Test Code	Hld	MS	SEL	Sub	Storage
0804212-001A	TR-20-5.0	4/17/2008 9:35:00 AM	4/30/2008	5/6/2008	Soil	3050B_S	<input type="checkbox"/>	<input type="checkbox"/>	<input type="checkbox"/>	<input type="checkbox"/>	SR
				5/6/2008		6010B_S	<input type="checkbox"/>	<input type="checkbox"/>	<input checked="" type="checkbox"/>	<input type="checkbox"/>	SR
				5/6/2008		7471_PREP	<input type="checkbox"/>	<input type="checkbox"/>	<input type="checkbox"/>	<input type="checkbox"/>	SR
				5/6/2008		HG_CTS	<input type="checkbox"/>	<input type="checkbox"/>	<input type="checkbox"/>	<input type="checkbox"/>	SR
0804212-002A	TR-21-2.5	4/17/2008 9:50:00 AM		5/6/2008		3010A STLC PRE P	<input type="checkbox"/>	<input type="checkbox"/>	<input type="checkbox"/>	<input type="checkbox"/>	SR
				5/6/2008		6010B (STLC)	<input type="checkbox"/>	<input type="checkbox"/>	<input checked="" type="checkbox"/>	<input type="checkbox"/>	SR
0804212-003A	TR-21-5.0	4/17/2008 9:55:00 AM		5/6/2008		3050B_S	<input type="checkbox"/>	<input type="checkbox"/>	<input type="checkbox"/>	<input type="checkbox"/>	SR
				5/6/2008		6010B_S	<input type="checkbox"/>	<input type="checkbox"/>	<input checked="" type="checkbox"/>	<input type="checkbox"/>	SR
				5/6/2008		7471_PREP	<input type="checkbox"/>	<input type="checkbox"/>	<input type="checkbox"/>	<input type="checkbox"/>	SR
				5/6/2008		8260B_S	<input type="checkbox"/>	<input type="checkbox"/>	<input type="checkbox"/>	<input type="checkbox"/>	SR
0804212-004A	TR-21-10.0	4/17/2008 10:00:00 AM		5/6/2008		HG_CTS	<input type="checkbox"/>	<input type="checkbox"/>	<input type="checkbox"/>	<input type="checkbox"/>	SR
				5/6/2008		8260B_S	<input type="checkbox"/>	<input type="checkbox"/>	<input type="checkbox"/>	<input type="checkbox"/>	SR
0804212-005A	TR-22-5.0	4/17/2008 10:30:00 AM		5/6/2008		3050B_S	<input type="checkbox"/>	<input type="checkbox"/>	<input type="checkbox"/>	<input type="checkbox"/>	SR
				5/6/2008		6010B_S	<input type="checkbox"/>	<input type="checkbox"/>	<input checked="" type="checkbox"/>	<input type="checkbox"/>	SR
				5/6/2008		7471_PREP	<input type="checkbox"/>	<input type="checkbox"/>	<input type="checkbox"/>	<input type="checkbox"/>	SR
				5/6/2008		HG_CTS	<input type="checkbox"/>	<input type="checkbox"/>	<input type="checkbox"/>	<input type="checkbox"/>	SR



483 Sinclair Frontage Road
 Milpitas, CA 95035
 Phone: 408.263.5258
 FAX: 408.263.8293
 www.torrentlab.com

CHAIN OF CUSTODY

LAB WORK ORDER NO

0804212

• NOTE: SHADED AREAS ARE FOR TORRENT LAB USE ONLY.

Company Name: <u>Treadwell & Rello</u>			Location of Sampling: <u>Address property</u>		
Address: <u>501 14th St</u>			Purpose:		
City: <u>Oakland</u>	State: <u>CA</u>	Zip Code:	Special Instructions / Comments: <u>Add request for original</u>		
Telephone:		FAX:	WO # <u>0804131.</u>		
REPORT TO: <u>Eric Morita</u>		SAMPLER:	P.O. #:	EMAIL:	

TURNAROUND TIME:

- 10 Work Days 3 Work Days Noon - Nxt Day
 7 Work Days 2 Work Days 2-8 Hours
 5 Work Days 1 Work Day Other

SAMPLE TYPE:

- Storm Water Air
 Waste Water Other
 Ground Water
 Soil

REPORT FORMAT:

- QC Level IV
 EDF
 Excel / EDD

ANALYSIS REQUESTED

LAB ID	CLIENT'S SAMPLE I.D.	DATE / TIME SAMPLED	MATRIX	# OF CONT	CONT TYPE	RCRA 8 method	STLC PG	8260	Original waf	REMARKS
001A	TR-20-5.0	4/17 9:35	S	1	Beans sleeve	X				0804131-005A
002A	TR-21-2.5	4 9:50	"	"	"		X			0804131-007A
003A	TR-21-5.0	4 9:55	"	"	"	X		X		0804131-008A
004A	TR-21-10.0	" 10:00	"	"	"			X		0804131-009A
005A	TR-22-5.0	" 10:30	"	"	"	X				0804131-011A

1 Relinquished By: <u>Eric Morita</u> Print: <u>(via email)</u>	Date: <u>4/30/08</u>	Time:	Received By: <u>Heiter Kaber</u> Print:	Date: <u>4/30/08</u>	Time:
2 Relinquished By:	Date:	Time:	Received By:	Date:	Time:

Were Samples Received in Good Condition? Yes NO Samples on Ice? Yes NO Method of Shipment _____ Sample seals intact? Yes NO N/A

NOTE: Samples are discarded by the laboratory 30 days from date of receipt unless other arrangements are made. Page _____ of _____

Log In By: _____ Date: _____ Log In Reviewed By: _____ Date: _____



May 23, 2008

Eric Morita
Treadwell & Rollo(Oakland)
501 14th Street 3rd Floor
Oakland, CA 94612

TEL: (510) 874-4500

FAX: (510) 874-4507

RE:

Order No.: 0805118

Dear Eric Morita:

Torrent Laboratory, Inc. received 1 sample on 5/19/2008 for the analyses presented in the following report.

All data for associated QC met EPA or laboratory specification(s) except where noted in the case narrative.

Reported data is applicable for only the samples received as part of the order number referenced above.

Torrent Laboratory, Inc, is certified by the State of California, ELAP #1991. If you have any questions regarding these tests results, please feel free to contact the Project Management Team at (408)263-5258;ext: 204.

Sincerely,


Laboratory Director

5/23/08
Date

Patti Sandrock
QA Officer



Torrent Laboratory, Inc.

Date: 23-May-08

CLIENT: Treadwell & Rollo(Oakland)

Project:

Lab Order: 0805118

CASE NARRATIVE

Note: Extraction of 50 g sample / 500g 0.2M Sodium Citrate Solution was performed according to wet extraction procedure (WET) which was rotated in a rotary shaker for 48 hours.

Date Prepared: 05/19/08 at 8:00 PM to 05/21/08 at 8:00 PM.



TORRENT LABORATORY, INC.

483 Sinclair Frontage Road • Milpitas, CA • Phone: (408) 263-5258 • Fax: (408) 263-8293

Visit us at www.torrentlab.com email: analysis@torrentlab.com

Report prepared for: Eric Morita
Treadwell & Rollo(Oakland)

Date Received: 5/19/2008
Date Reported: 5/23/2008

Client Sample ID: TR-20-2.5
Sample Location: Alders Property
Sample Matrix: SOIL
Date/Time Sampled 4/17/2008 9:30:00 AM

Lab Sample ID: 0805118-001
Date Prepared: 5/21/2008

Parameters	Analysis Method	Date Analyzed	RL	Dilution Factor	MRL	Result	Units	Analytical Batch
Lead (STLC)	6010B (STLC)	5/22/2008	0.1	1	0.100	81.5	mg/L	4407

Definitions, legends and Notes

Note	Description
ug/kg	Microgram per kilogram (ppb, part per billion).
ug/L	Microgram per liter (ppb, part per billion).
mg/kg	Milligram per kilogram (ppm, part per million).
mg/L	Milligram per liter (ppm, part per million).
LCS/LCSD	Laboratory control sample/laboratory control sample duplicate.
MDL	Method detection limit.
MRL	Modified reporting limit. When sample is subject to dilution, reporting limit times dilution factor yields MRL.
MS/MSD	Matrix spike/matrix spike duplicate.
N/A	Not applicable.
ND	Not detected at or above detection limit.
NR	Not reported.
QC	Quality Control.
RL	Reporting limit.
% RPD	Percent relative difference.
a	pH was measured immediately upon the receipt of the sample, but it was still done outside the holding time.
sub	Analyzed by subcontracting laboratory, Lab Certificate #

CLIENT: Treadwell & Rollo(Oakland)

Work Order: 0805118

ANALYTICAL QC SUMMARY REPORT

Project:

BatchID: 4407

Sample ID: MB-4407	SampType: MBLK	TestCode: 6010B (STLC) Units: mg/L	Prep Date: 5/21/2008	RunNo: 16402							
Client ID: ZZZZZ	Batch ID: 4407	TestNo: 6010B (STLC) (SW3010A)	Analysis Date: 5/22/2008	SeqNo: 235152							
Analyte	Result	PQL	SPK value	SPK Ref Val	%REC	LowLimit	HighLimit	RPD Ref Val	%RPD	RPDLimit	Qual

Lead (STLC)	0.02000	0.100									J
-------------	---------	-------	--	--	--	--	--	--	--	--	---

Sample ID: LCS-4407	SampType: LCS	TestCode: 6010B (STLC) Units: mg/L	Prep Date: 5/21/2008	RunNo: 16402							
Client ID: ZZZZZ	Batch ID: 4407	TestNo: 6010B (STLC) (SW3010A)	Analysis Date: 5/22/2008	SeqNo: 235150							
Analyte	Result	PQL	SPK value	SPK Ref Val	%REC	LowLimit	HighLimit	RPD Ref Val	%RPD	RPDLimit	Qual

Lead (STLC)	8.680	0.100	10	0.02	86.6	75	125				
-------------	-------	-------	----	------	------	----	-----	--	--	--	--

Sample ID: LCSD-4407	SampType: LCSD	TestCode: 6010B (STLC) Units: mg/L	Prep Date: 5/21/2008	RunNo: 16402							
Client ID: ZZZZZ	Batch ID: 4407	TestNo: 6010B (STLC) (SW3010A)	Analysis Date: 5/22/2008	SeqNo: 235151							
Analyte	Result	PQL	SPK value	SPK Ref Val	%REC	LowLimit	HighLimit	RPD Ref Val	%RPD	RPDLimit	Qual

Lead (STLC)	8.800	0.100	10	0.02	87.8	75	125	8.68	1.37	30	
-------------	-------	-------	----	------	------	----	-----	------	------	----	--

Sample ID: 0805118-001AMS	SampType: MS	TestCode: 6010B (STLC) Units: mg/L	Prep Date: 5/21/2008	RunNo: 16402							
Client ID: TR-20-2.5	Batch ID: 4407	TestNo: 6010B (STLC) (SW3010A)	Analysis Date: 5/22/2008	SeqNo: 235148							
Analyte	Result	PQL	SPK value	SPK Ref Val	%REC	LowLimit	HighLimit	RPD Ref Val	%RPD	RPDLimit	Qual

Lead (STLC)	91.78	0.100	10	81.46	103	75	125				
-------------	-------	-------	----	-------	-----	----	-----	--	--	--	--

Sample ID: 0805118-001AMSD	SampType: MSD	TestCode: 6010B (STLC) Units: mg/L	Prep Date: 5/21/2008	RunNo: 16402							
Client ID: TR-20-2.5	Batch ID: 4407	TestNo: 6010B (STLC) (SW3010A)	Analysis Date: 5/22/2008	SeqNo: 235149							
Analyte	Result	PQL	SPK value	SPK Ref Val	%REC	LowLimit	HighLimit	RPD Ref Val	%RPD	RPDLimit	Qual

Lead (STLC)	92.56	0.100	10	81.46	111	75	125	91.78	0.846	30	
-------------	-------	-------	----	-------	-----	----	-----	-------	-------	----	--

Qualifiers: 3 Recovery of the MS and/or MSD was out of control due to 4 The MS/MSD RPD was out of control due to matrix inter Q Spike recovery and RPD control limits do not apply result
R RPD outside accepted recovery limits S Spike Recovery outside accepted recovery limits

Torrent Laboratory, Inc.

WORK ORDER Summary

20-May-08

Work Order 0805118

Client ID: TREADWELL & ROLLO(OAKLA

Project:

QC Level:

Comments: 5 day TAT! Additional request for STLC Pb for original WO# 0804131-004A.

Sample ID	Client Sample ID	Collection Date	Date Received	Date Due	Matrix	Test Code	Hld	MS	SEL	Sub	Storage
0805118-001A	TR-20-2.5	4/17/2008 9:30:00 AM	5/19/2008	5/28/2008	Soil	3010A STLC PRE	<input type="checkbox"/>	<input type="checkbox"/>	<input type="checkbox"/>	<input type="checkbox"/>	SR
				5/28/2008		6010B (STLC)	<input type="checkbox"/>	<input type="checkbox"/>	<input checked="" type="checkbox"/>	<input type="checkbox"/>	SR

Nutan or Patty-

Could you check on something for me? Have I already asked to have soil sample TR-20-2.5 to be analyzed for lead by the WET? If not, could you please perform this analysis? Refer to the attached report as a reference.

Eric Morita

-----Original Message-----

From: Project Management [<mailto:pm@torrentlab.com>]
Sent: Tuesday, April 29, 2008 4:40 PM
To: Eric Morita
Subject: Report for Alders Property (0804131)

Hi Eric,

Here is the report for samples received on 4/18/08 for our WO# 0804131.

Thanks!

Warm regards,

Project Management Team
Torrent Laboratory, Inc.
483 Sinclair Frontage Rd
Milpitas, CA 95035
PH: (408) 263-5258 Nutan x209, Stacy x204, Patti x208
Fax: (408) 263-8293
Email: pm@torrentlab.com
www.torrentlab.com

Visit us at our newly re-developed website!! www.torrentlab.com

The contents of this message are confidential and are bound by law from disclosure, tampering, or any other use by a third party.

If you are not the intended recipient of this message and its contents, please contact us immediately at (408) 263-5258 and delete the message and its contents.