

ALAMEDA COUNTY  
HEALTH CARE SERVICES  
AGENCY

ALEX BRISCOE, Director



ENVIRONMENTAL HEALTH SERVICES  
ENVIRONMENTAL PROTECTION  
1131 Harbor Bay Parkway, Suite 250  
Alameda, CA 94502-6577  
(510) 567-6700  
FAX (510) 337-9335

October 16, 2014

Charles Carmel  
Atlantic Richfield Company  
P.O. Box 1257  
San Ramon CA 94583  
(Sent via E-mail to: [charles.carmel@bp.com](mailto:charles.carmel@bp.com))

Subject: Case Closure for Fuel Leak Case No. RO0000200 and GeoTracker Global ID T0600100113,  
ARCO #00771, 899 Rincon Avenue, Livermore, CA 94550

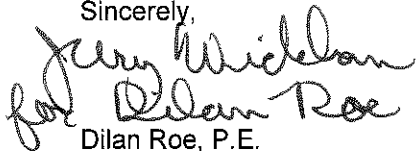
Dear Mr. Carmel:

This letter transmits the enclosed underground storage tank (UST) case closure letter in accordance with Chapter 6.75 (Article 4, Section 25296.10[g]). The State Water Resources Control Board adopted this letter on February 20, 1997. As of March 1, 1997, the Alameda County Environmental Health (ACEH) is required to use this case closure letter for all UST leak sites. We are also transmitting to you the enclosed case closure summary. These documents confirm the completion of the investigation and cleanup of the reported release at the subject site. The subject fuel leak case is closed. This case closure letter and the case closure summary can also be viewed on the State Water Resources Control Board's Geotracker website (<http://geotracker.swrcb.ca.gov>) and the Alameda County Environmental Health website (<http://www.acgov.org/aceh/index.htm>).

Due to residual contamination, the site was closed with Site Management Requirements that limit future land use to the current commercial land use. Site Management Requirements are further described in section IV of the attached Case Closure Summary.

If you have any questions, please call Jerry Wickham at (510) 567-6791. Thank you.

Sincerely,



Dilan Roe, P.E.  
LOP and SCP Program Manager

Enclosures: 1. Remedial Action Completion Certification  
2. Case Closure Summary

Responsible Parties  
RO0000200  
October 16, 2014  
Page 2

Cc w/enc.:

cc: Danielle Stefani, Livermore Pleasanton Fire Department, 3560 Nevada St, Pleasanton, CA 94566  
(Sent via E-mail to: [dstefani@lpfire.org](mailto:dstefani@lpfire.org))

Colleen Winey (QIC 8021), Zone 7 Water Agency, 100 North Canyons Pkwy, Livermore, CA 94551  
(Sent via E-mail to: [cwiney@zone7water.com](mailto:cwiney@zone7water.com))

Jason Duda, Broadbent & Associates, Inc., 1324 Mangrove Avenue, Suite 212, Chico, CA 95926  
(Sent via E-mail to: [jduda@broadbentinc.com](mailto:jduda@broadbentinc.com))

Kristene Tidwell, Broadbent, 4820 Business Center Drive, Suite 110, Fairfield, CA 94534 (Sent via  
E-mail to: [ktidwell@broadbentinc.com](mailto:ktidwell@broadbentinc.com))

Jerry Wickham, ACEH (Sent via E-mail to: [jerry.wickham@acgov.org](mailto:jerry.wickham@acgov.org))

GeoTracker  
eFile (w/orig enc)

**REMEDIAL ACTION COMPLETION CERTIFICATION**

October 16, 2014

Charles Carmel  
Atlantic Richfield Company  
P.O. Box 1257  
San Ramon CA 94583  
(Sent via E-mail to: [charles.carmel@bp.com](mailto:charles.carmel@bp.com))

Subject: Case Closure for Fuel Leak Case No. RO0000200 and GeoTracker Global ID T0600100113, ARCO #00771, 899 Rincon Avenue, Livermore, CA 94550

Dear Mr. Carmel:

This letter confirms the completion of a site investigation and remedial action for the underground storage tanks formerly located at the above-described location. Thank you for your cooperation throughout this investigation. Your willingness and promptness in responding to our inquiries concerning the former underground storage tank(s) are greatly appreciated.

Based on information in the above-referenced file and with the provision that the information provided to this agency was accurate and representative of site conditions, this agency finds that the site investigation and corrective action carried out at your underground storage tank(s) site is in compliance with the requirements of subdivisions (a) and (b) of Section 25296.10 of the Health and Safety Code and with corrective action regulations adopted pursuant to Section 25299.3 of the Health and Safety Code and that no further action related to the petroleum release(s) at the site is required.

Please be aware that claims for reimbursement of corrective action costs submitted to the Underground Storage Tank Cleanup Fund more than 365 days after the date of this letter or issuance or activation of the Fund's Letter of Commitment, whichever occurs later, will not be reimbursed unless one of the following exceptions applies:

- Claims are submitted pursuant to Section 25299.57, subdivision (k) (reopened UST case); or
- Submission within the timeframe was beyond the claimant's reasonable control, ongoing work is required for closure that will result in the submission of claims beyond that time period, or that under the circumstances of the case, it would be unreasonable or inequitable to impose the 365-day time period.

This notice is issued pursuant to subdivision (g) of Section 25296.10 of the Health and Safety Code. Please contact our office if you have any questions regarding this matter.

Sincerely,

  
Ariu Levi  
Director

**CASE CLOSURE SUMMARY  
LEAKING UNDERGROUND FUEL STORAGE TANK - LOCAL OVERSIGHT PROGRAM**

**I. AGENCY INFORMATION**

Date: June 5, 2014

|  |  |
|--|--|
| Agency Name: Alameda County Environmental Health | Address: 1131 Harbor Bay Parkway             |
| City/State/Zip: Alameda, CA 94502-6577           | Phone: (510) 567-6791                        |
| Responsible Staff Person: Jerry Wickham          | Title: Senior Hazardous Materials Specialist |

**II. CASE INFORMATION**

| Site Facility Name: ARCO #0771                                |                                    |                         |
|---|------------------------------------|-------------------------|
| Site Facility Address: 899 Rincon Avenue, Livermore, CA 94551 |                                    |                         |
| RB Case No.: 01-0121  | STID No. ----                      | LOP Case No.: RO0000200 |
| GeoTracker ID: T0600100113                                    |                                    | APN: 98-351-5           |
| Current Land Use: Active Fueling Station                      |                                    |                         |
| Responsible Parties   | Addresses                          | Phone Numbers           |
| Charles Carmel<br>Atlantic Richfield Company                  | PO Box 1257<br>San Ramon, CA 94583 | (925) 275-3803          |

This Case Closure Summary along with the Case Closure Transmittal letter and the Remedial Action Completion Certification provides documentation of the case closure. This closure approval is based upon the available information and with the provision that the information provided to this agency was accurate and representative of site conditions. Additional information on the case can be viewed in the online case file. The entire case file can be viewed over the Internet on the Alameda County Environmental Health (ACEH) website (<http://www.acgov.org/aceh/lop/ust.htm>) or the State of California Water Resources Control Board GeoTracker website (<http://geotracker.waterboards.ca.gov>). Not all historic documents for the fuel leak case may be available on GeoTracker. A more complete historic case file for this site is located on the ACEH website.

### III. RELEASE AND SITE CHARACTERIZATION INFORMATION

|  |   |  |
|--|---|--|
| Cause and Type of Release: Release from underground storage tank (UST) system. |   |  |
| Number of monitoring wells installed: 13                                       | Number of monitoring wells destroyed: 0 | Number of monitoring wells remaining: 13     |
| Highest Groundwater Depth Below Ground Surface: 16.87 feet bgs                 | Lowest Depth: 40.52 feet bgs            | Flow Direction: North Northeast to Northwest |
| Most Sensitive Current Groundwater Use: Municipal and domestic water supply    |   |  |

|  |  |
|--|--|
| <p>Summary of Production Wells in Vicinity: The nearest water supply well is Cal Water Service municipal supply well #10, which is located approximately 870 feet north northeast (downgradient) of the site. The well is actively used for water supply and has been in operation for at least 30 years. Based on the extent and stability of the plume and distance of the plume from Cal Water Service #10, the well is not expected to be a receptor for the site.</p> <p>One domestic water supply well is located approximately 1,700 feet south of the site. Based on the upgradient location and distance from the site, the domestic well is not expected to be a receptor for the site. Cal Water Service municipal supply water well #19 is approximately 1,840 feet east of the site. Based on the cross gradient location and distance from the site, Cal Water Service#19 is not expected to be a receptor for the site. Cal Water Service municipal supply water well #14 is approximately 1,920 feet south of the site. Based on the upgradient location and distance from the site, Cal Water Service#14 is not expected to be a receptor for the site.</p> |  |
| Are drinking water wells affected? No  | Aquifer Name: Mocho Subbasin of Livermore-Amador Groundwater Basin                           |
| Is surface water affected? No  | Nearest Surface Water Name: Las Positas Creek is approximately 3,700 feet north of the site. |

**LTCP GROUNDWATER SPECIFIC CRITERIA**

LTCP Groundwater Specific Scenario under which case was closed: Scenario 2

| Site Data  |  | LTCP Scenario 1 Criteria (ppb) | LTCP Scenario 2 Criteria (ppb) | LTCP Scenario 3 Criteria (ppb)              | LTCP Scenario 4 Criteria (ppb) |
|--|--|--------------------------------|--------------------------------|---|--------------------------------|
| Plume Length   | Estimated approximately 150 feet                         | <100 feet                      | <250 feet                      | <250 feet                                   | <1,000 feet                    |
| Free Product   | No free product  | No free product                | No free product                | Removed to maximum extent practicable       | No free product                |
| Plume Stable or Decreasing                               | Generally appears to be decreasing but data are variable | Stable or decreasing           | Stable or decreasing           | Stable or decreasing for minimum of 5 Years | Stable or decreasing           |
| Distance to Nearest Water Supply Well                    | 870 feet downgradient of site                            | >250 feet                      | >1,000 feet                    | >1,000 feet                                 | >1,000 feet                    |
| Distance to Nearest Surface Water and Direction          | 3,600 feet north (downgradient)                          | >250 feet                      | >1,000 feet                    | >1,000 feet                                 | >1,000 feet                    |
| Property Owner Willing to Accept a Land Use Restriction? | Not Applicable   | Not applicable                 | Not applicable                 | Yes   | Not applicable                 |

**GROUNDWATER CONCENTRATIONS**

| Constituent | Historic Site Maximum (ppb) | Current Site Maximum (ppb) | LTCP Scenario 1 Criteria (ppb) | LTCP Scenario 2 Criteria (ppb) | LTCP Scenario 3 Criteria (ppb) | LTCP Scenario 4 Criteria (ppb) |
|-------------|-----------------------------|----------------------------|--------------------------------|--------------------------------|--------------------------------|--------------------------------|
| Benzene     | 11,000                      | 490                        | No criteria                    | 3,000                          | No criteria                    | 1,000                          |
| MTBE        | 530                         | 170                        | No criteria                    | 1,000                          | No criteria                    | 1,000                          |

Scenario 5: If the site does not meet scenarios 1 through 4, has a determination been made that under current and reasonably expected future scenarios, the contaminant plume poses a low threat to human health and safety and to the environment and water quality objectives will be achieved within a reasonable time frame?

----

**LTCP VAPOR SPECIFIC CRITERIA**

LTCP Vapor Specific Scenario under which case was closed: Active fueling station exempt from vapor specific criteria

Active Fueling Station      Active as of 5/6/2014

| Site Data  |                | LTCP Scenario 1 Criteria | LTCP Scenario 2 Criteria | LTCP Scenario 3A Criteria | LTCP Scenario 3B Criteria | LTCP Scenario 3C Criteria | LTCP Scenario 4 Criteria |
|--|----------------|--------------------------|--------------------------|---------------------------|---------------------------|---------------------------|--------------------------|
| Unweathered NAPL                                     | No NAPL        | LNAPL in groundwater     | LNAPL in soil            | No NAPL                   | No NAPL                   | No NAPL                   | No criteria              |
| Thickness of Bioattenuation Zone Beneath Foundation  | <5 feet        | ≥30 feet                 | ≥30 feet                 | ≥5 feet                   | ≥10 feet                  | ≥5 feet                   | ≥5 feet                  |
| Total TPH in Bioattenuation Zone                     | 750 ppm        | <100 ppm                 | <100 ppm                 | <100 ppm                  | <100 ppm                  | <100 ppm                  | <100 ppm                 |
| Maximum Current Benzene Concentration in Groundwater | 490 ppb        | No criteria              | No criteria              | <100 ppb                  | ≥100 and <1,000 ppb       | <1,000 ppb                | No criteria              |
| Oxygen Data within Bioattenuation Zone               | No oxygen data | No criteria              | No criteria              | No oxygen data or <4%     | No oxygen data or <4%     | ≥4% at lower end of zone  | ≥4% at lower end of zone |
| Depth of soil vapor measurement beneath foundation   | ----           | No criteria              | No criteria              | No criteria               | No criteria               | No criteria               | ≥5 feet                  |

**SCENARIO 4 DIRECT MEASUREMENT OF SOIL VAPOR CONCENTRATIONS**

| Site Soil Vapor Data |                                       |                                      | No Bioattenuation Zone |            | Bioattenuation Zone |            |
|----------------------|---------------------------------------|--------------------------------------|------------------------|------------|---------------------|------------|
| Constituent          | Historic Maximum (µg/m <sup>3</sup> ) | Current Maximum (µg/m <sup>3</sup> ) | Residential            | Commercial | Residential         | Commercial |
| Benzene              | ----                                  | ----                                 | <85                    | <280       | <85,000             | <280,000   |
| Ethylbenzene         | ----                                  | ----                                 | <1,100                 | <3,600     | <1,100,000          | <3,600,000 |
| Naphthalene          | ----                                  | ----                                 | <93                    | <310       | <93,000             | <310,000   |

If the site does not meet scenarios 1 through 4, does a site-specific risk assessment for the vapor intrusion pathway demonstrate that human health is protected?

----

If the site does not meet scenarios 1 through 4, has a determination been made that petroleum vapors from soil or groundwater will have no significant risk of adversely affecting human health as a result of controlling exposure through the use of mitigation measures or through the use of institutional controls?

----

**LTCP DIRECT CONTACT AND OUTDOOR AIR EXPOSURE CRITERIA**

LTCP Direct Contact and Outdoor Air Exposure Specific Scenario under which case was closed: Maximum concentrations of petroleum hydrocarbons are less than or equal to those in Table 1 below.

Are maximum concentrations less than those in Table 1 below?

Yes

| Constituent  |              | Residential           |  | Commercial/Industrial |  | Utility Worker         |
|--|--------------|-----------------------|--|-----------------------|--|------------------------|
|  |              | 0 to 5 feet bgs (ppm) | Volatilization to outdoor air (5 to 10 feet bgs) ppm | 0 to 5 feet bgs (ppm) | Volatilization to outdoor air (5 to 10 feet bgs) ppm | 0 to 10 feet bgs (ppm) |
| Site Maximum   | Benzene      | 0.20                  | 0.20   | 0.20                  | 0.20   | 0.20                   |
| LTCP Criteria  | Benzene      | ≤1.9                  | ≤2.8   | ≤8.2                  | ≤12  | ≤14                    |
| Site Maximum   | Ethylbenzene | 16                    | 16   | 16                    | 16   | 16                     |
| LTCP Criteria  | Ethylbenzene | ≤21                   | ≤32  | ≤89                   | ≤134   | ≤314                   |
| Site Maximum   | Naphthalene  | ----                  | ----   | ----                  | ----   | ----                   |
| LTCP Criteria  | Naphthalene  | ≤9.7                  | ≤9.7   | ≤45                   | ≤45  | ≤219                   |
| Site Maximum   | PAHs         | ----                  | ----   | ----                  | ----   | ----                   |
| LTCP Criteria  | PAHs         | ≤0.063                | NA   | ≤0.68                 | NA   | ≤4.5                   |
| If maximum concentrations are greater than those in Table 1, are they less than levels from a site-specific risk assessment?   |              |                       |  | ----                  |  |                        |
| If maximum concentrations are greater than those in Table 1, has a determination been made that the concentrations of petroleum in soil will have no significant risk of adversely affecting human health as a result of controlling exposure through the use of mitigation measures or through the use of institutional controls? |              |                       |  | ----                  |  |                        |



#### IV. CLOSURE

Does corrective action protect public health for current land use? Alameda County Environmental Health staff does not make specific determinations concerning public health risk. However, based upon the information available in our files to date, closure of this site appears to be consistent with the policies established by the State Water Resources Control Board Low-Threat Underground Storage Tank Closure Policy which became effective on August 17, 2012.

##### Site Management Requirements:

This fuel leak case has been evaluated for closure consistent with the State Water Resources Control Board Low-Threat Underground Storage Tank Closure Policy (LTCP). Benzene has been detected at concentrations up to 0.35 ppm in soil from the product line trenches (approximately 1.5 feet below ground surface). No soil vapor sampling has been conducted at the site. Under the current land use as an active fueling station, the site is not required to meet media-specific criteria for vapor intrusion to indoor air. Therefore, case closure is granted for the current commercial land use.

If a change in land use to any residential or other conservative land use, or if any redevelopment occurs, Alameda County Environmental Health (ACEH) must be notified as required by Government Code Section 65850.2.2. Due to the potential for vapor intrusion to indoor air for future buildings, ACEH will re-evaluate the case upon receipt of approved development/construction plans.

Excavation or construction activities in areas of residual contamination require planning and implementation of appropriate health and safety procedures by the responsible party prior to and during excavation and construction activities.

Should corrective action be reviewed if land use changes? Yes

Was a deed restriction or deed notification filed? No

Date Recorded: ----

#### V. ADDITIONAL COMMENTS AND CONCLUSION

##### Additional Comments:

Naphthalene was not an analyte in shallow soil samples. However, since the release at the site consisted primarily of gasoline and benzene and ethylbenzene concentrations in shallow soil do not exceed media-specific criteria for direct contact, naphthalene concentrations in soil are not likely to exceed the media-specific criteria in the LTCP.

##### Conclusion:

Alameda County Environmental Health staff believe that the site meets the conditions for case closure under the State Water Resources Control Board Low-Threat Underground Storage Tank Closure Policy. Based upon the information available in our files to date, no further investigation or cleanup for the fuel leak case is necessary at this time.

**VI. LOCAL AGENCY REPRESENTATIVE DATA**

|                                 |  |
|---------------------------------|--|
| Prepared by: Jerry Wickham      | Title: Senior Hazardous Materials Specialist |
| Signature: <i>Jerry Wickham</i> | Date: 06/19/2014                             |
| Approved by: Dilan Roe          | Title: LOP and SCP Program Manager           |
| Signature: <i>Dilan Roe</i>     | Date: JUNE 19, 2014                          |

**VII. REGIONAL BOARD AND PUBLIC NOTIFICATION**

|   |                              |
|---|------------------------------|
| Regional Board Staff Name: Cherie McCaulou      | Title: Engineering Geologist |
| Regional Board Notification Date: June 10, 2014 |                              |
| Public Notification Date: June 10, 2014         |                              |

**VIII. MONITORING WELL DESTRUCTION**

|   |   |                    |
|---|---|--------------------|
| Date Requested by ACEH: 08/13/2014  | Date of Well Decommissioning Report: 10/15/2014 |                    |
| All Monitoring Wells Destroyed: Yes   | Number Destroyed: 13                            | Number Retained: 0 |
| Reason Wells Retained: NA   |   |                    |
| Additional requirements for submittal of groundwater data from retained wells: None |   |                    |
| ACEH Concurrence - Signature: <i>Jerry Wickham</i>                                  |   | Date: 10/21/2014   |

**Attachments:**

1. Site Vicinity Map and Site Plan (2 pp)
2. Site Plans (8 p)
3. Groundwater Contour and Chemical Concentration Maps (5 pp)
4. Soil Analytical Data (10 pp)
5. Groundwater Analytical Data (51 pp)
6. Cross Sections and Concentration Graphs (14 pp)

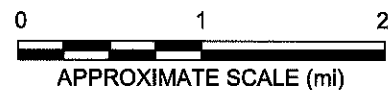
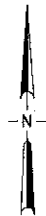
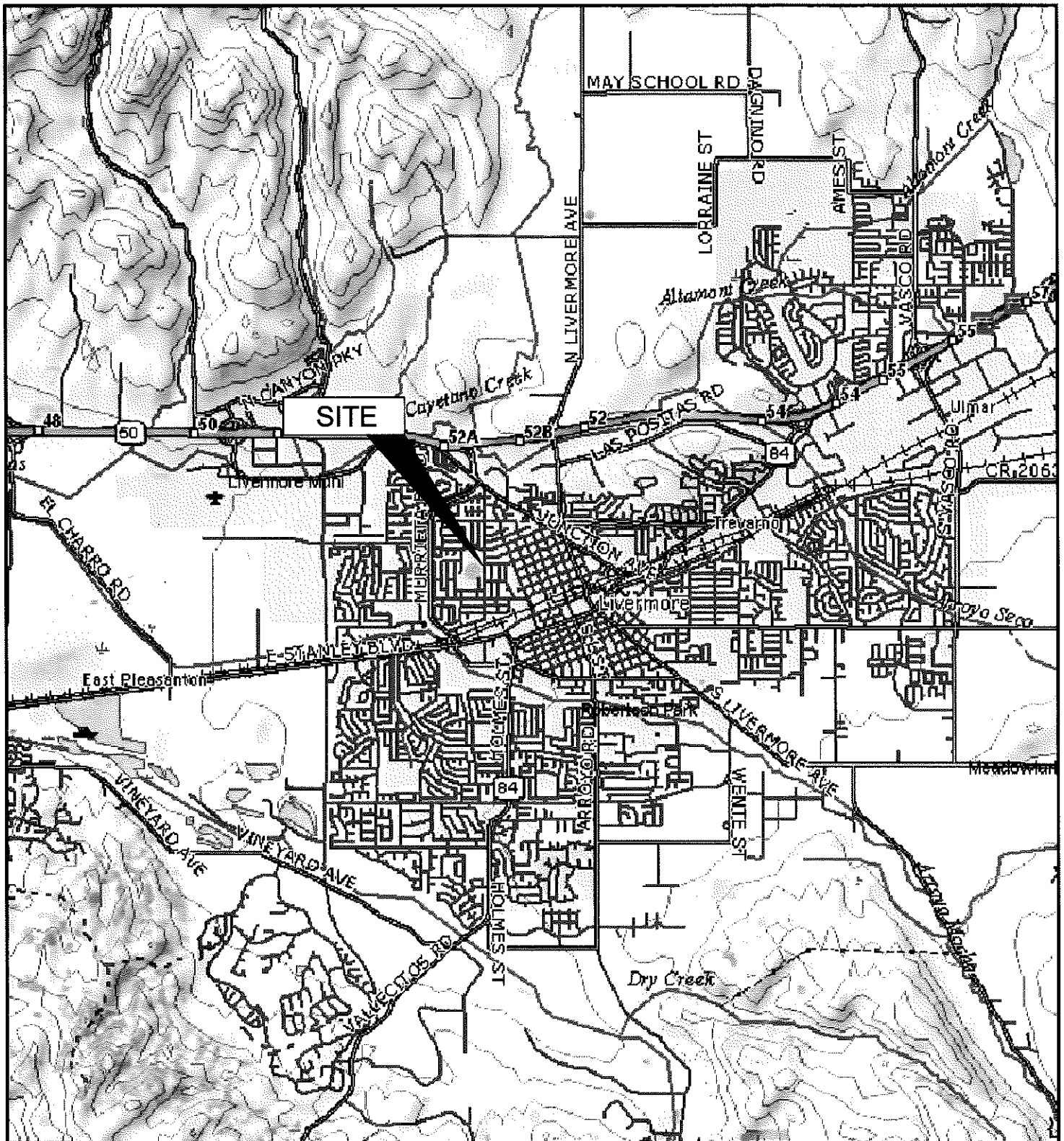


IMAGE SOURCE: DELORME



Project No.: 06-82-608 Date: 9/6/2012

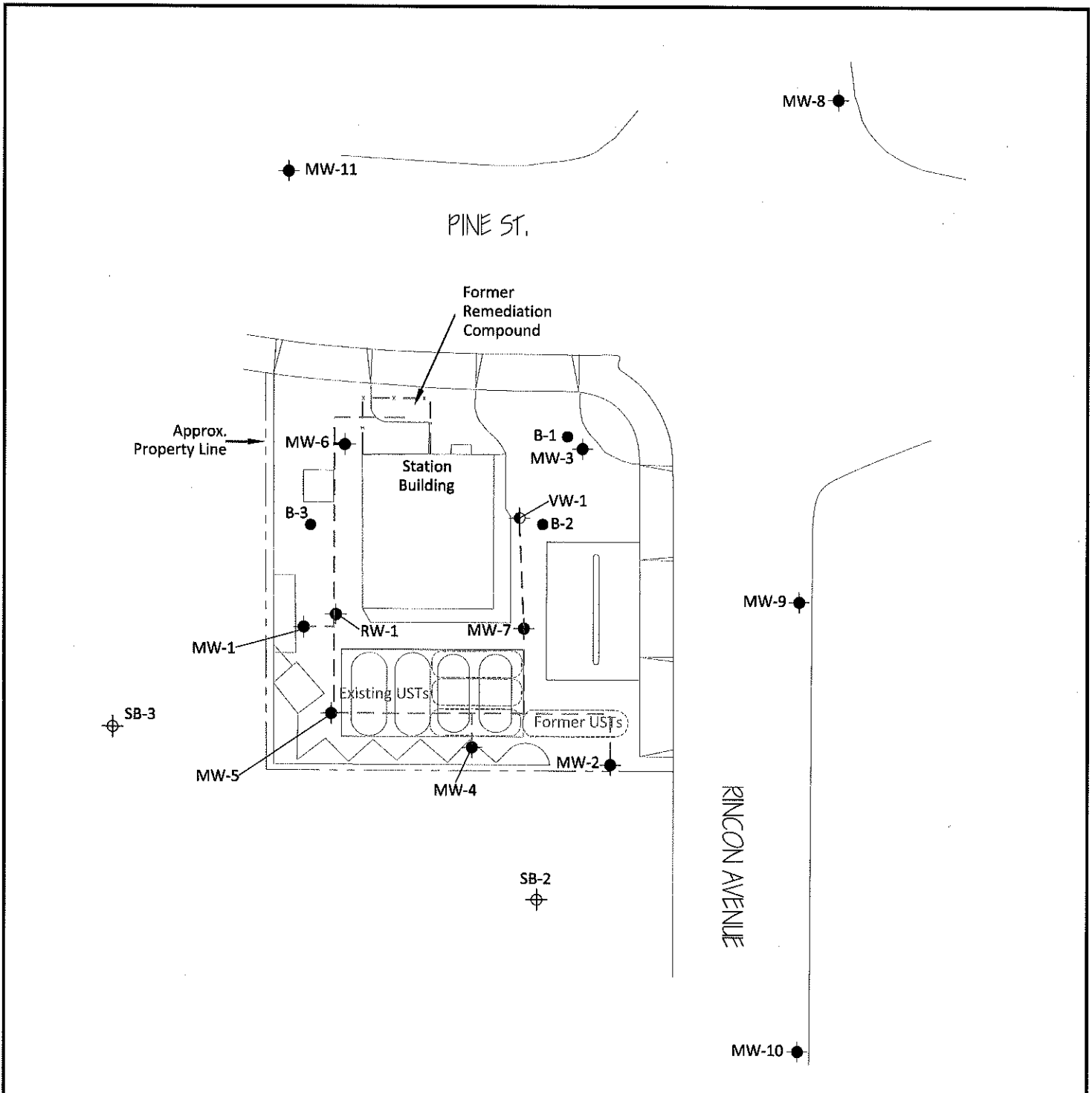
Station #771  
899 Rincon Avenue  
Livermore, California

Site Location Map

Drawing

1

ATTACHMENT 1



**LEGEND**

- ◆ Monitoring Well Location
- ◇ Vapor Extraction Well Location
- CPT Boring Locations
- ⊕ Soil Boring Locations
- Remediation Piping

NOTE: SITE MAP ADAPTED FROM URS FIGURES. SITE DIMENSIONS AND FACILITY LOCATIONS NOT VERIFIED.

N

SCALE (ft)

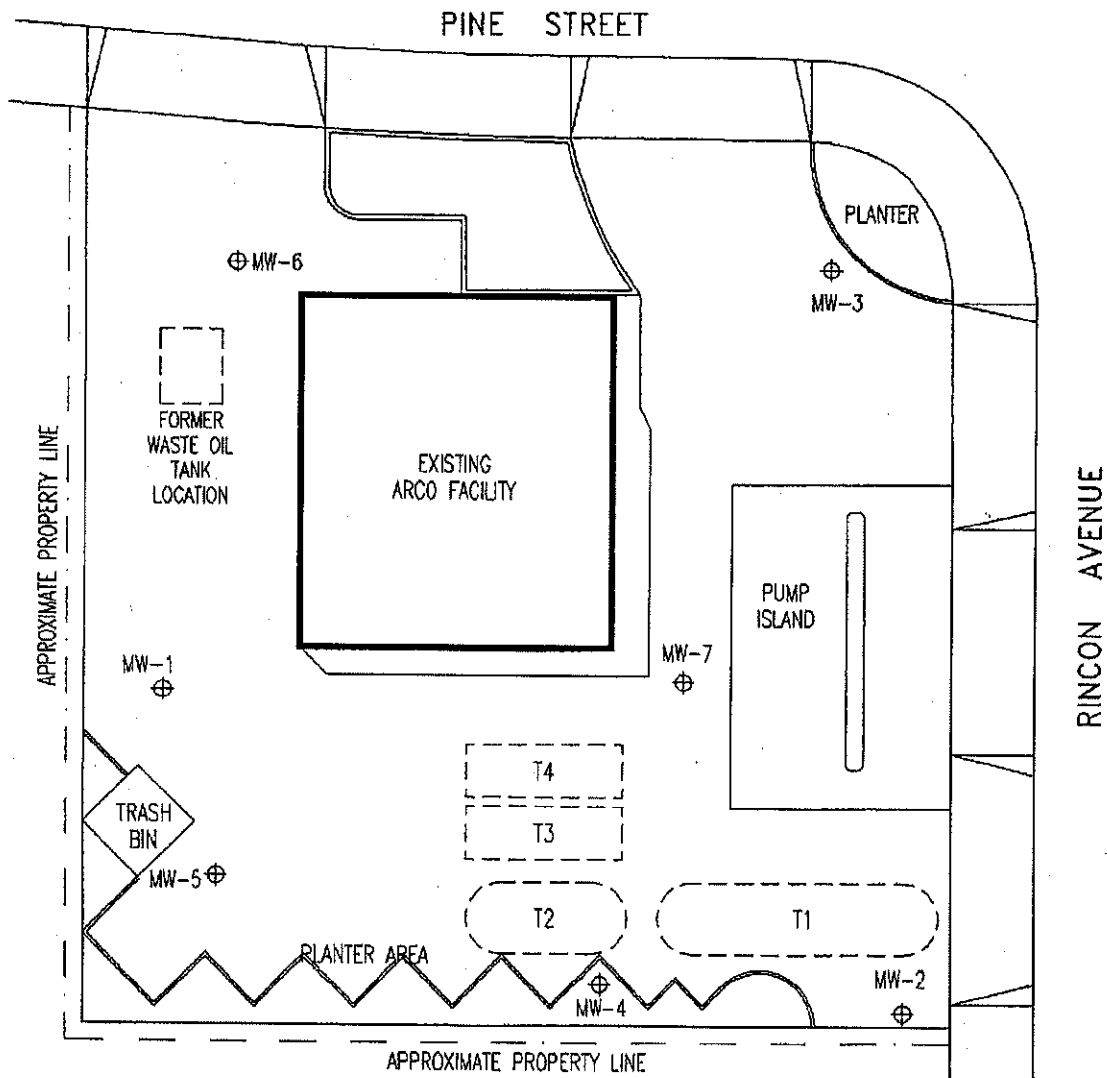
**BROADBENT**  
 1370 Ridgewood Dr., Suite 5  
 Chico, California 95973  
 Project No.: 06-82-608 Date: 5/17/2013

Station #771  
 899 Rincon Avenue  
 Livermore, California

Site Map with Current Monitoring Well  
 and CPT Boring Locations

Drawing  
2

ATTACHMENT 2



**EXPLANATION**

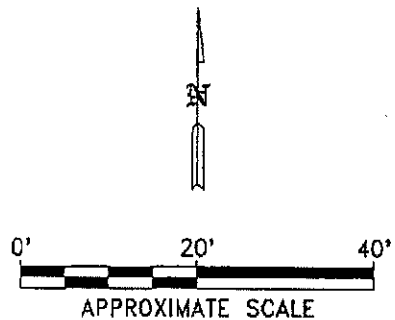
⊕ MW-5 MONITORING WELL LOCATION AND DESIGNATION

○ FORMER LOCATION OF UNDERGROUND STORAGE TANKS.

- T1 10,000 GAL. SUPER UNLEADED.
- T2 6,000 GAL. REGULAR.
- T3 4,000 GAL. UNLEADED.
- T4 4,000 GAL. UNLEADED.

**SOURCE:**

MAP MODIFIED FROM RESNA CONSULTANTS, 1991.

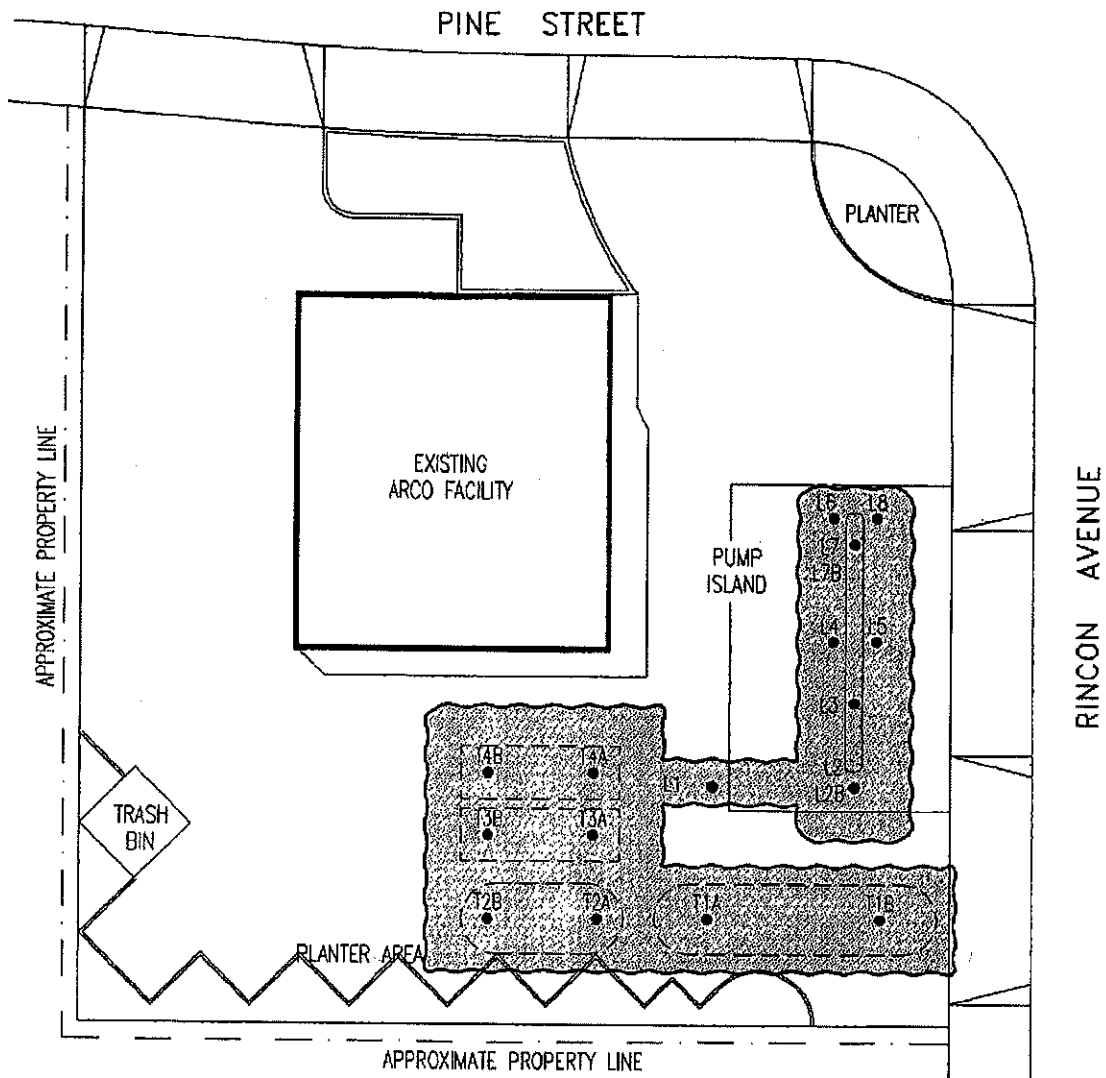


|               |          |
|---------------|----------|
| COMPILED BY:  | G.M.     |
| PREPARED BY:  | R.P.     |
| PROJECT MNGR. | G.M.     |
| DATE:         | 01/92    |
| SCALE:        | AS SHOWN |
| PROJECT NO.   | A135W01  |
| FILE NAME:    | AR_771XX |



|               |                       |
|---------------|-----------------------|
| PREPARED FOR: | ARCO PRODUCTS COMPANY |
| TITLE:        | SITE PLAN             |
|               | ARCO FACILITY NO. 771 |

FIGURE

2

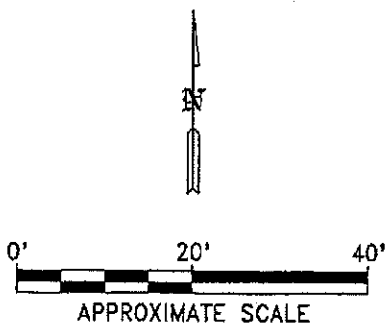


**EXPLANATION**

-  FORMER LOCATION OF UNDERGROUND STORAGE TANKS.
-  EXCAVATED AREAS.
- T4A SOIL SAMPLE LOCATION AND DESIGNATION.

**SOURCE:**

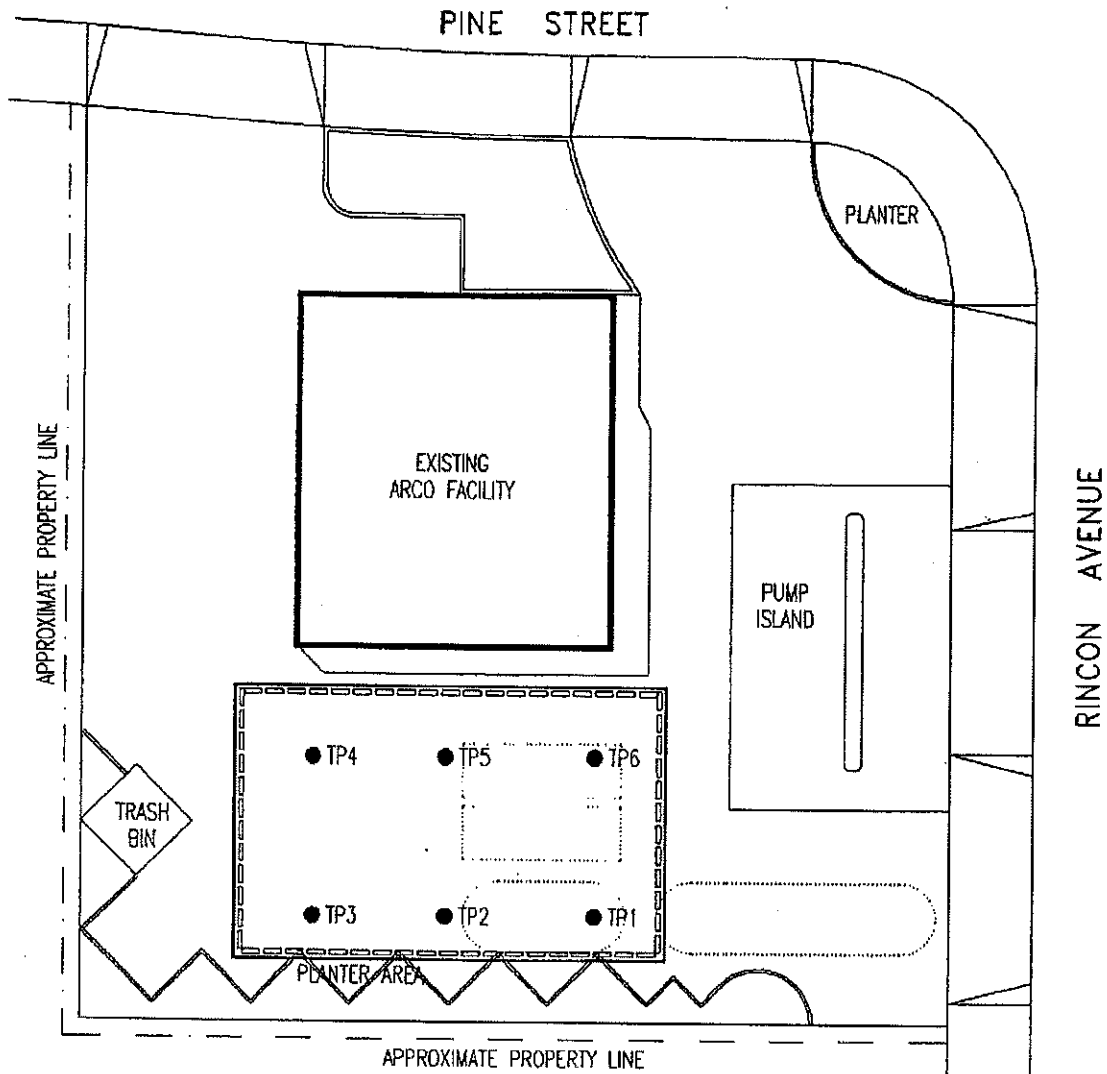
MAP MODIFIED FROM RESNA CONSULTANTS, 1991.





|               |          |
|---------------|----------|
| COMPILED BY:  | T.R.     |
| PREPARED BY:  | R.P.     |
| PROJECT MNGR. | G.M.     |
| DATE:         | 04/92    |
| SCALE:        | AS SHOWN |
| PROJECT NO.   | A135W01  |
| FILE NAME:    | AR_771XX |

|               |  |
|---------------|--|
| PREPARED FOR: | ARCO PRODUCTS COMPANY  |
| TITLE:        | LOCATION OF TANK CAVITY AND PRODUCT LINE TRENCH SOIL SAMPLES |
|               | ARCO FACILITY NO. 771  |

FIGURE  
**3**

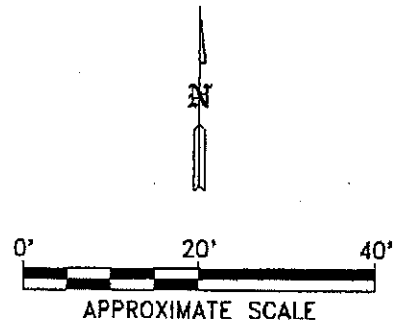


**EXPLANATION**

-  SHEET PILES AT LIMITS OF NEW TANK EXCAVATION.
-  TP4 SOIL SAMPLE LOCATION AND DESIGNATION.

**SOURCE:**

MAP MODIFIED FROM  
RESNA CONSULTANTS, 1991.



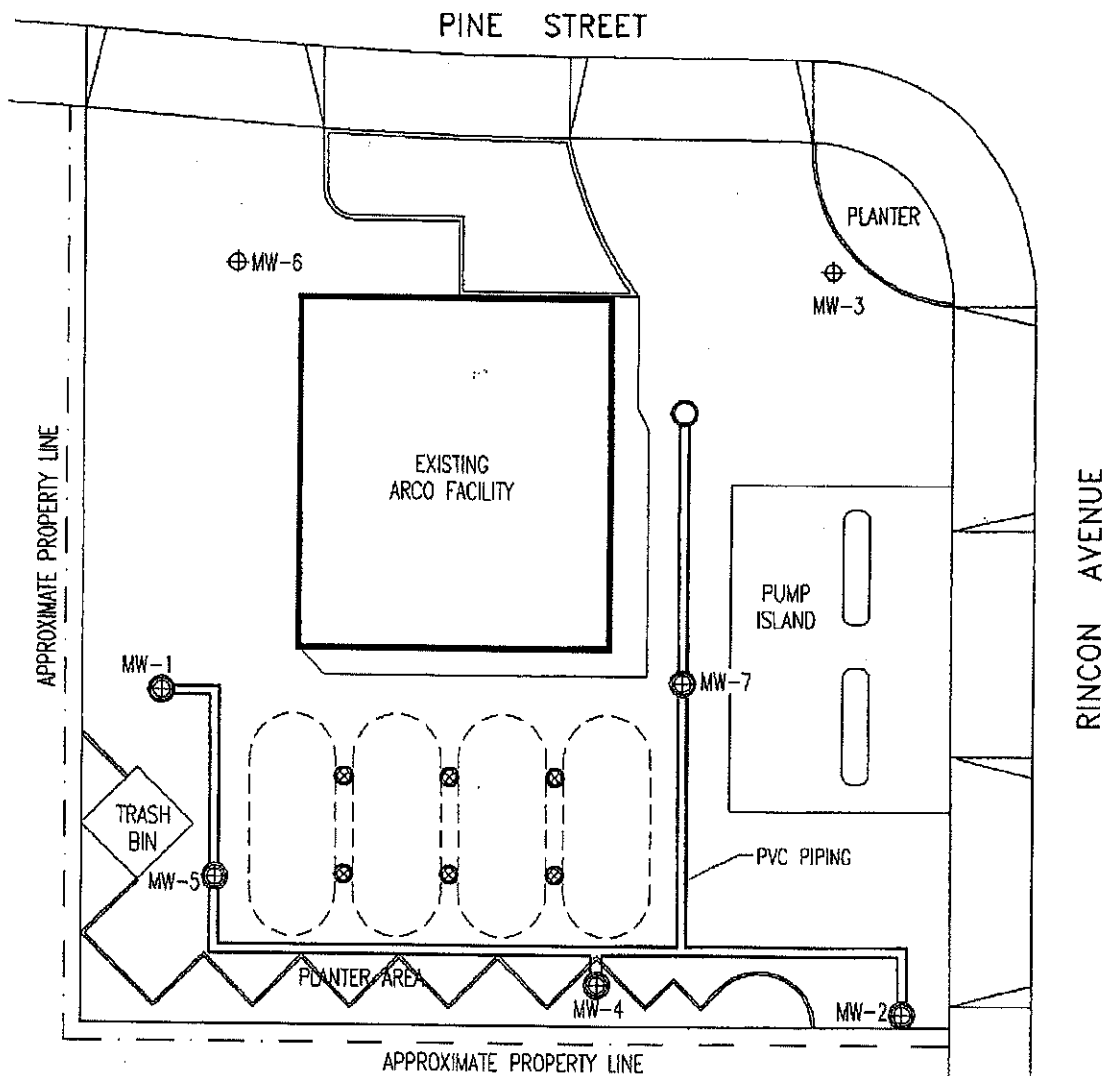
**ROUX**  
ROUX ASSOCIATES  
ENVIRONMENTAL CONSULTING  
& MANAGEMENT

|               |          |
|---------------|----------|
| COMPILED BY:  | G.M.     |
| PREPARED BY:  | R.P.     |
| PROJECT MNGR. | G.M.     |
| DATE:         | 01/92    |
| SCALE:        | AS SHOWN |
| PROJECT NO.   | A135W01  |
| FILE NAME:    | AR_771XX |

|               |  |
|---------------|--|
| PREPARED FOR: | ARCO PRODUCTS COMPANY                            |
| TITLE:        | LOCATION OF NEW TANK EXCAVATION AND SOIL SAMPLES |
|               | ARCO FACILITY NO. 771                            |

FIGURE

4



**EXPLANATION**

- ⊕ MW-5 MONITORING WELL LOCATION AND DESIGNATION
- (---) LOCATION OF NEW UNDERGROUND STORAGE TANKS.
- LOCATION OF VAULT BOX.
- ⊗ LOCATION OF CONDUCTOR CASING.
- ==== PVC PIPING.



**SOURCE:**

MAP MODIFIED FROM  
RESNA CONSULTANTS, 1991.

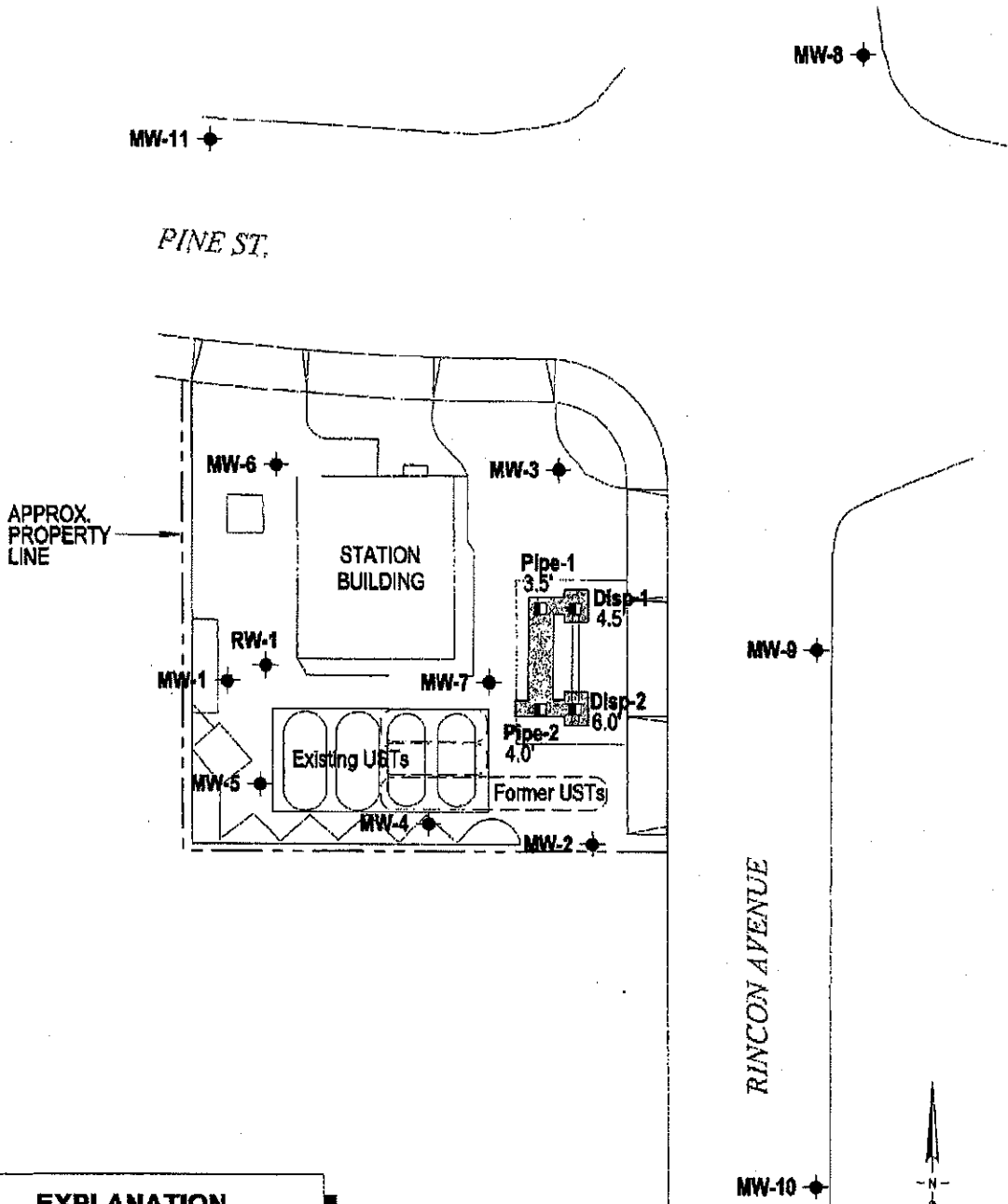


|               |          |               |  |
|---------------|----------|---------------|--|
| COMPILED BY:  | G.M.     | PREPARED FOR: | ARCO PRODUCTS COMPANY                          |
| PREPARED BY:  | R.P.     | TITLE:        | LOCATION OF WELLS, VAULT BOXES, AND PVC PIPING |
| PROJECT MNGR. | G.M.     |               | ARCO FACILITY NO. 771                          |
| DATE:         | 01/92    |               |  |
| SCALE:        | AS SHOWN |               |  |
| PROJECT NO.   | A135W01  |               |  |
| FILE NAME:    | AR_771XX |               |  |

FIGURE

5





**EXPLANATION**

- MW-1 ◆ Monitoring well location
- Disp-1 4.5' □ Soil sample location and depth
- ▨ Excavation area

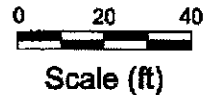


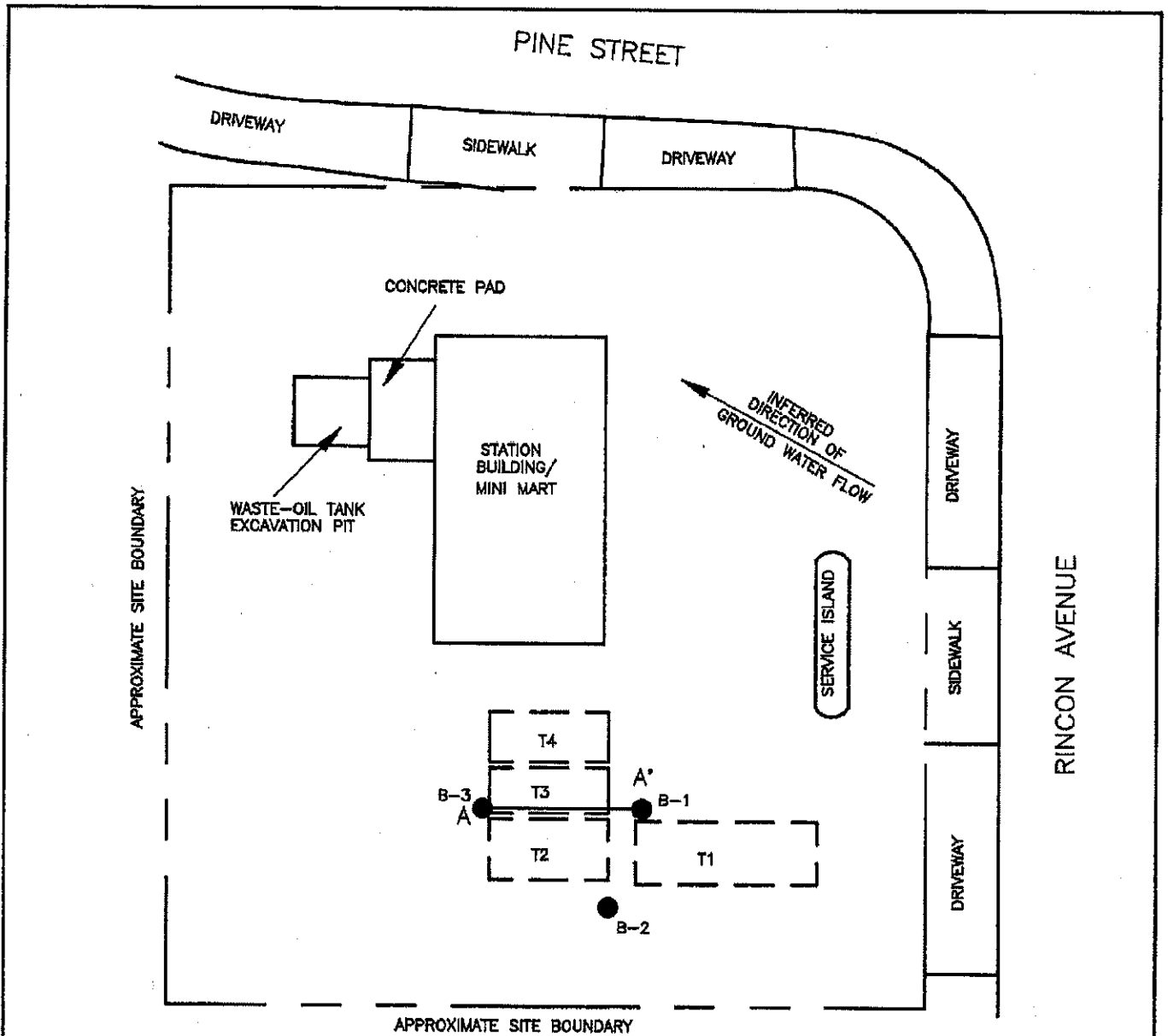
FIGURE  
**2**

H:\ARCO\0771\FIGURES\SAMP-LOC.DWG

**ARCO Service Station 0771**  
 899 Rincon Avenue  
 Livermore, California

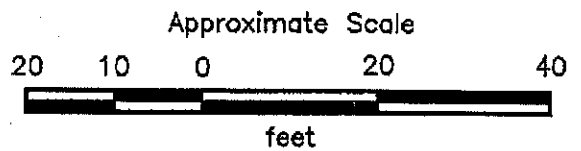


**Site Plan and  
 Soil Sampling Locations**



**EXPLANATION**

- B-3 ● = Soil boring
- A——A' = Cross section
- [ T4 ] = Underground gasoline-storage tank



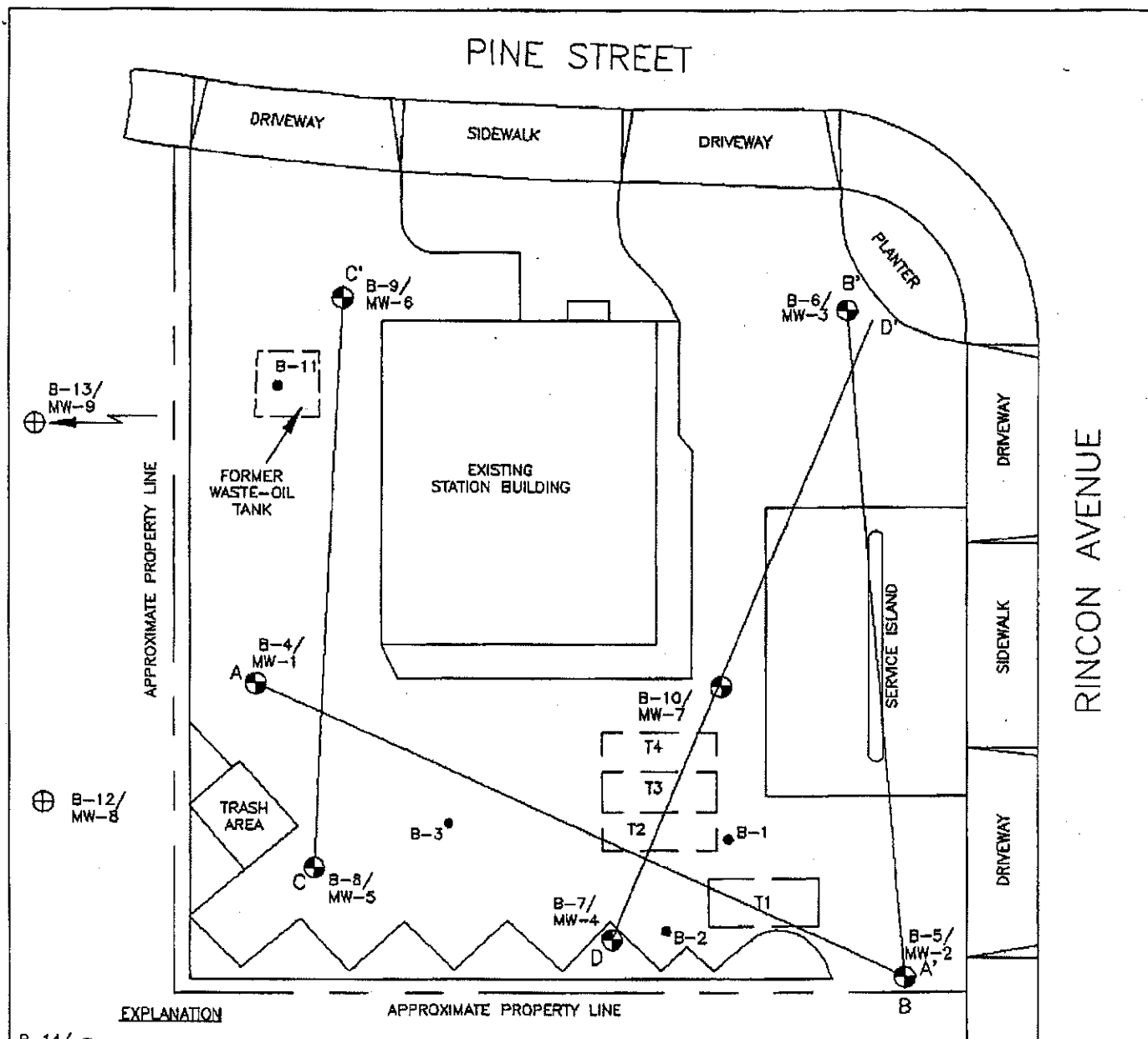
Source: Modified from plan supplied by ARCO.



**PROJECT 60000-1**

**GENERALIZED SITE PLAN  
ARCO Station 771  
899 Rincon Avenue  
Livermore, California**

**PLATE  
2**



**EXPLANATION**


B-14/  
MW-10 ⊕ = Proposed boring/monitoring well location

B-10/  
MW-7 ⊕ = Monitoring well  
(Applied GeoSystems,  
December 1990, June, and July 1991)

B-11 ● = Soil boring  
(Applied GeoSystems,  
February 1990, July 1991)

D — D' = Geologic cross sections

T4 = Underground gasoline-storage tank



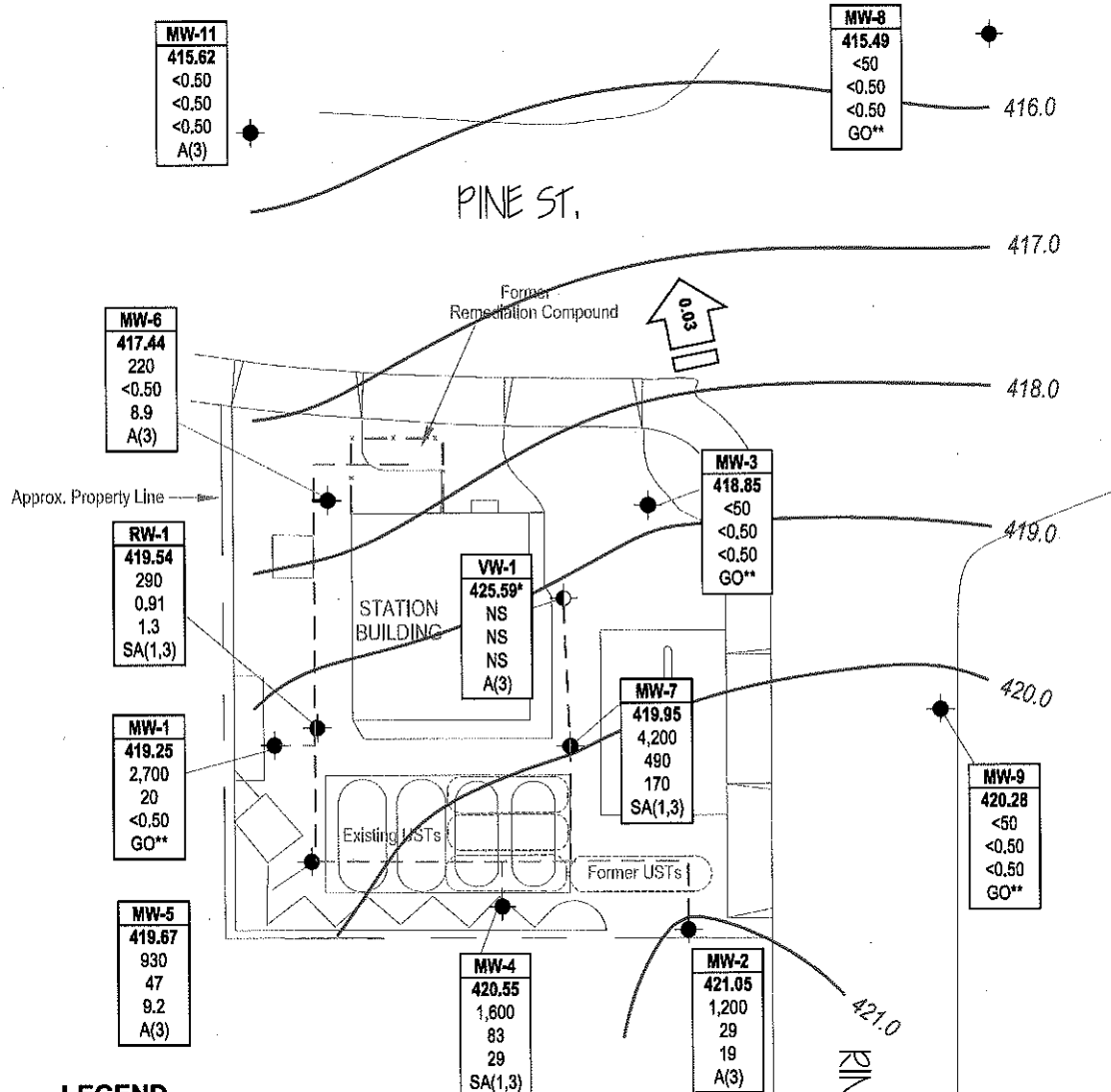
Source: Surveyed by John Koch, Licensed Land Surveyor.

**RESNA**

PROJECT 60000.06

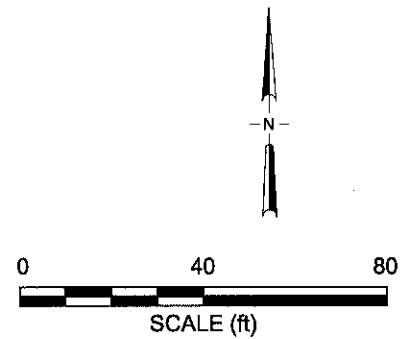
**PROPOSED BORING/  
MONITORING WELL LOCATIONS**  
**ARCO Station 771**  
**899 Rincon Avenue**  
**Livermore, California**

**PLATE**  
**A**

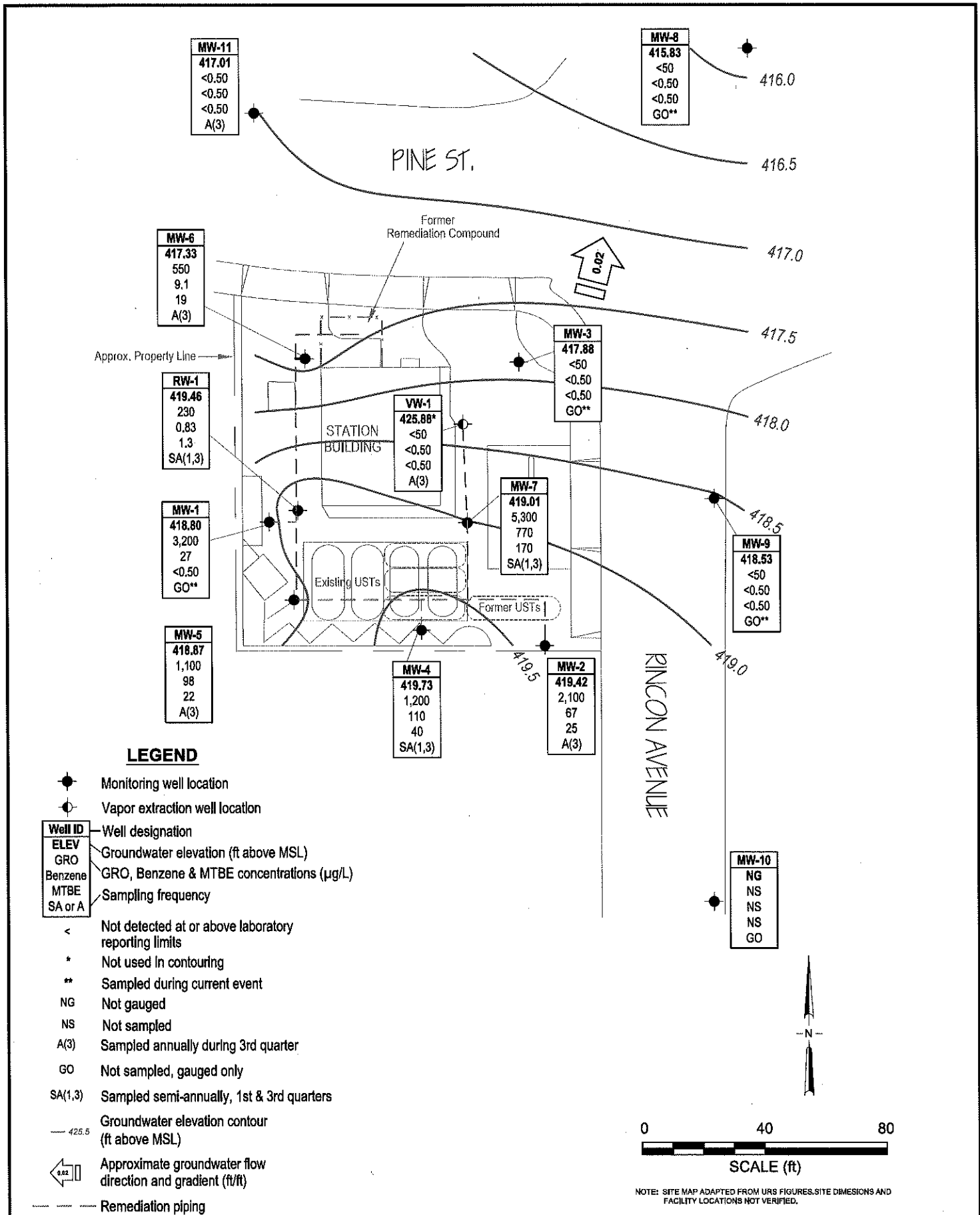


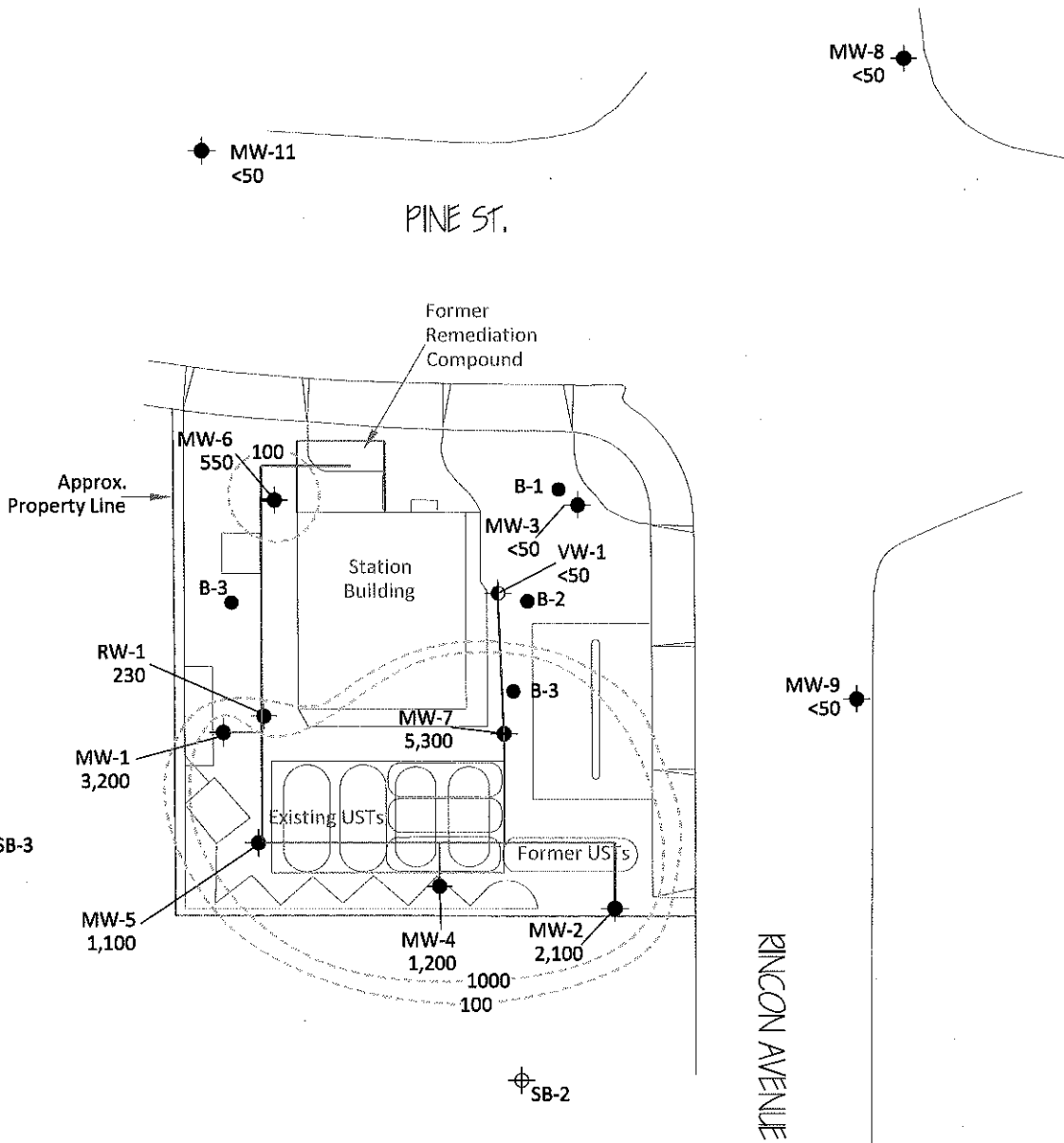
**LEGEND**

- Monitoring well location
- ⊙ Vapor extraction well location
- Well ID** — Well designation
- ELEV** — Groundwater elevation (ft above MSL)
- GRO** — GRO, Benzene & MTBE concentrations (µg/L)
- Benzene**
- MTBE**
- SA or A** — Sampling frequency
- < — Not detected at or above laboratory reporting limits
- \* — Not used in contouring
- \*\* — Sampled during current event
- NG — Not gauged
- NS — Not sampled
- A(3) — Sampled annually during 3rd quarter
- GO — Not sampled, gauged only
- SA(1,3) — Sampled semi-annually, 1st & 3rd quarters
- 421.0 — Groundwater elevation contour (ft above MSL)
- ← 0.03 — Approximate groundwater flow direction and gradient (ft/ft)
- Remediation piping



NOTE: SITE MAP ADAPTED FROM URS FIGURES. SITE DIMENSIONS AND FACILITY LOCATIONS NOT VERIFIED.

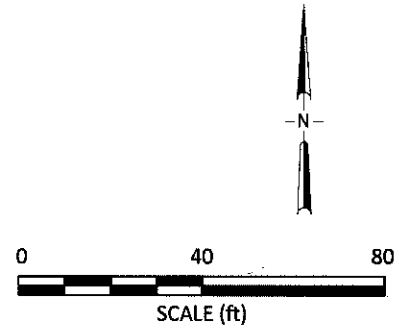


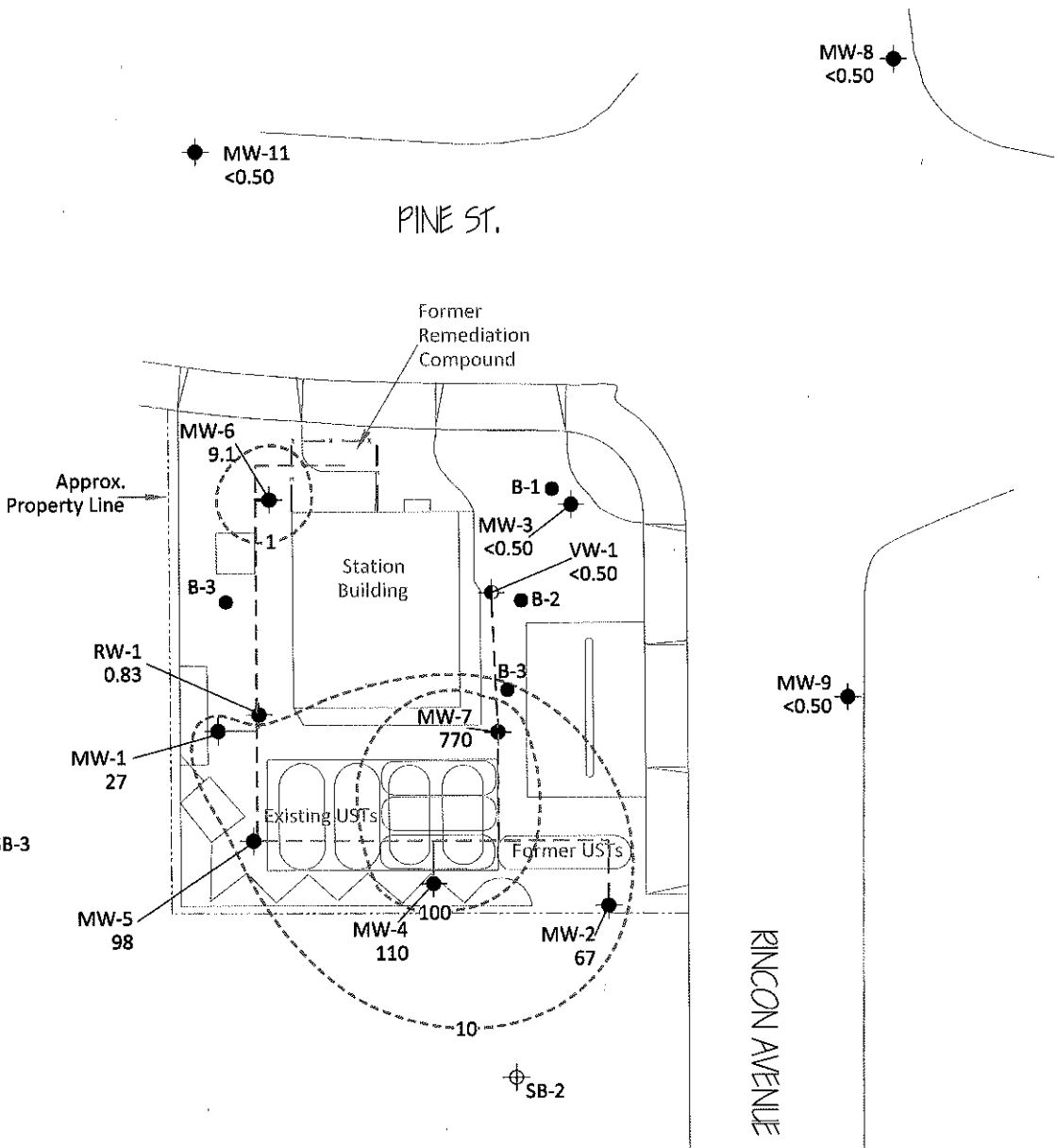


**LEGEND**

- ◆ Monitoring Well Locations with GRO Concentration (µg/L)
- ◆ Vapor Extraction Well Location
- Proposed CPT Boring Locations
- ⊕ Soil Boring Locations
- - - - GRO Isoconcentration Contour (µg/L)
- < Not Detected at or Above Laboratory Reporting Limits
- NS Not Sampled
- - - - Remediation Piping

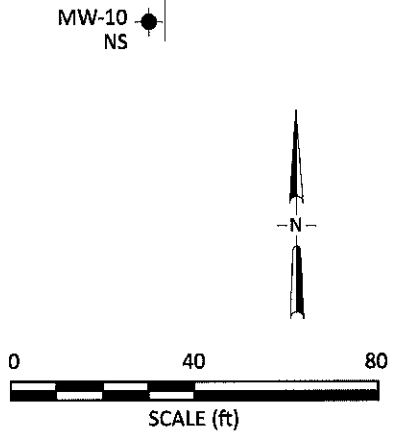
NOTE: SITE MAP ADAPTED FROM URS FIGURES. SITE DIMENSIONS AND FACILITY LOCATIONS NOT VERIFIED.





**LEGEND**

- ◆ Monitoring Well Locations with Benzene Concentration (µg/L)
- ⊕ Vapor Extraction Well Location
- Proposed CPT Boring Locations
- ⊕ Soil Boring Locations
- - - Benzene Isoconcentration Contour (µg/L)
- < Not Detected at or Above Laboratory Reporting Limits
- NS Not Sampled
- - - Remediation Piping



NOTE: SITE MAP ADAPTED FROM URS FIGURES. SITE DIMENSIONS AND FACILITY LOCATIONS NOT VERIFIED.



1370 Ridgewood Dr., Suite 5  
Chico, California 95973

Project No.: 06-82-608 Date: 1/03/2014

Station #771  
899 Rincon Avenue  
Livermore, California

Benzene Isoconcentration Contour Map  
July 25, 2013

Drawing

5

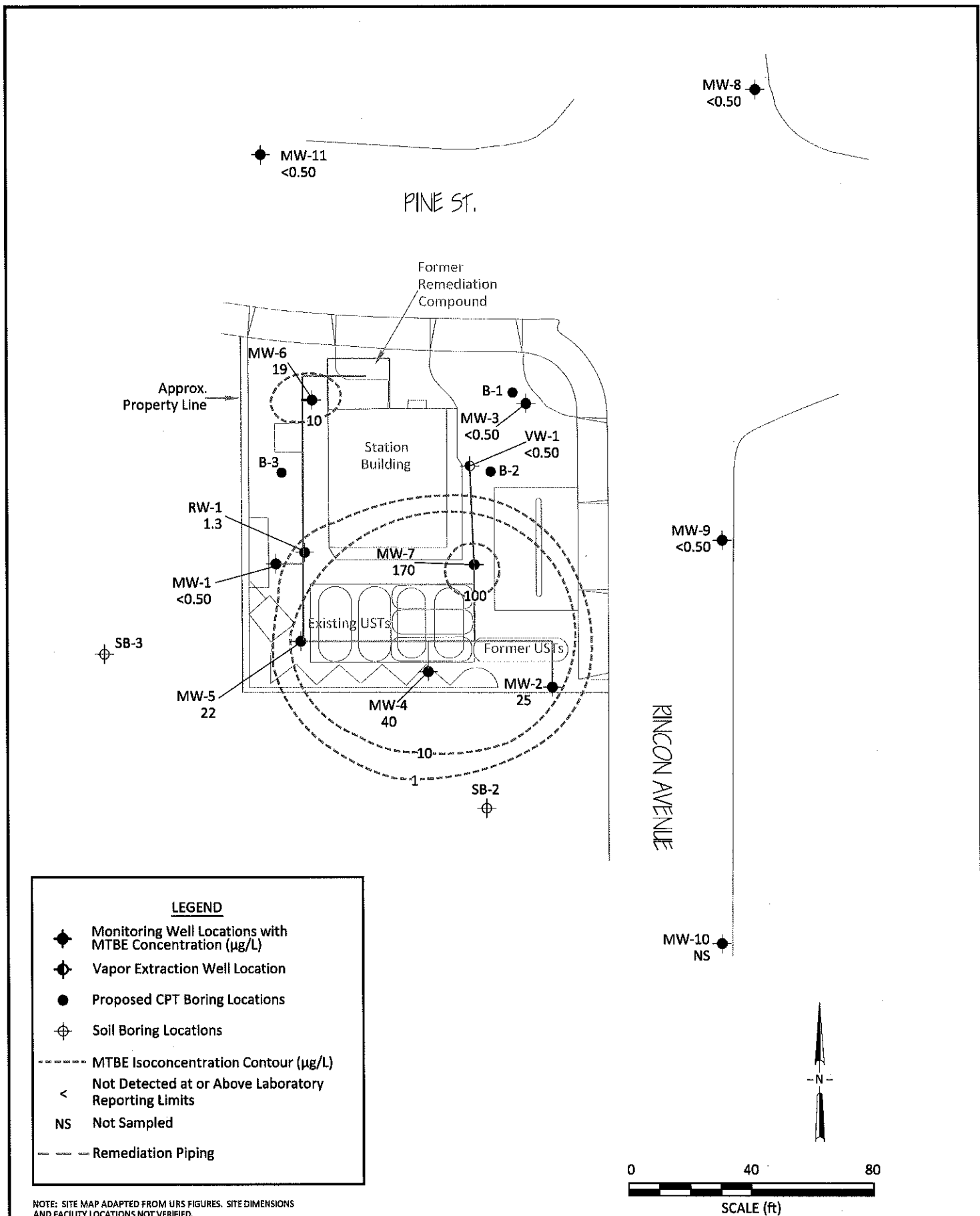




TABLE 2  
 RESULTS OF LABORATORY ANALYSES  
 OF SOIL SAMPLES  
 ARCO Station 771  
 899 Rincon Avenue  
 Livermore, California

| Sample Identification | Date   | TPHg | Benzene | Toluene | Ethyl-benzene | Total Xylenes |
|-----------------------|--------|------|---------|---------|---------------|---------------|
| S-10-B1               | 2/1/90 | <1.0 | <0.005  | <0.005  | <0.005        | <0.005        |
| S-19.5-B1             | 2/1/90 | <1.0 | 0.022   | 0.024   | <0.005        | 0.022         |
| S-24.5-B1             | 2/1/90 | <1.0 | 0.022   | 0.015   | 0.010         | 0.048         |
| S-29.5-B1             | 2/1/90 | <1.0 | <0.005  | <0.005  | <0.005        | <0.005        |
| S-10-B2               | 2/1/90 | <1.0 | <0.005  | <0.005  | <0.005        | <0.005        |
| S-20-B2               | 2/1/90 | <1.0 | 0.016   | 0.020   | <0.005        | 0.025         |
| S-25-B2               | 2/1/90 | 1.4  | <0.01   | <0.01   | <0.01         | 0.018         |
| S-31-B2               | 2/1/90 | <1.0 | <0.005  | <0.005  | <0.005        | <0.005        |
| S-10-B3               | 2/2/90 | <1.0 | <0.005  | <0.005  | <0.005        | <0.005        |
| S-19.5-B3             | 2/2/90 | <1.0 | 0.028   | <0.005  | <0.005        | 0.017         |
| S-25-B3               | 2/2/90 | 4.5  | 0.047   | <0.01   | 0.011         | 0.038         |
| S-32-B3               | 2/2/90 | 190  | <1.0    | <1.0    | <1.0          | 1.7           |

Results in parts per million (ppm)  
 TPHg = Total Petroleum Hydrocarbons as gasoline  
 < = Indicates less than the detection limit for the  
 specified method of analysis.

S-25-B2

Boring number  
 Approximate sample depth  
 Soil sample



Additional Onsite and Initial Offsite Subsurface Investigation  
ARCO Station 771, Livermore, California

February 26, 1993  
60000.09

TABLE 2  
CUMULATIVE RESULTS OF LABORATORY ANALYSES OF SOIL SAMPLES  
ARCO Station 771  
Livermore, California  
(Page 1 of 4)

| Sample Identification  | TPHg  | TPHd | B      | T      | E      | X      | TOG |
|------------------------|-------|------|--------|--------|--------|--------|-----|
| <u>February 1990</u>   |       |      |        |        |        |        |     |
| S-10-B1                | <1.0  | NA   | <0.005 | <0.005 | <0.005 | <0.005 | NA  |
| S-19.5-B1              | <1.0  | NA   | 0.022  | 0.024  | <0.005 | 0.022  | NA  |
| S-24.5-B1              | <1.0  | NA   | 0.022  | 0.015  | 0.010  | 0.048  | NA  |
| S-29.5-B1              | <1.0  | NA   | <0.005 | <0.005 | <0.005 | <0.005 | NA  |
| S-10-B2                | <1.0  | NA   | <0.005 | <0.005 | <0.005 | <0.005 | NA  |
| S-20-B2                | <1.0  | NA   | 0.016  | 0.020  | <0.005 | 0.025  | NA  |
| S-25-B2                | 1.4   | NA   | <0.01  | <0.01  | <0.01  | 0.018  | NA  |
| S-31-B2                | <1.0  | NA   | <0.005 | <0.005 | <0.005 | <0.005 | NA  |
| S-10-B3                | <1.0  | NA   | <0.005 | <0.005 | <0.005 | <0.005 | NA  |
| S-19.5-B3              | <1.0  | NA   | 0.028  | <0.005 | <0.005 | 0.017  | NA  |
| S-25-B3                | 4.5   | NA   | 0.047  | <0.01  | 0.011  | 0.038  | NA  |
| S-32.5-B3              | 190   | NA   | <1.0   | <1.0   | <1.0   | 1.7    | NA  |
| <u>December 1990</u>   |       |      |        |        |        |        |     |
| S-20-B4                | <1.0  | NA   | 0.006  | <0.005 | <0.005 | <0.005 | NA  |
| S-30-B4                | <1.0  | NA   | <0.005 | <0.005 | <0.005 | <0.005 | NA  |
| S-32.5-B4              | <1.0  | NA   | <0.005 | <0.005 | <0.005 | <0.005 | NA  |
| S-36.5-B4              | 140   | NA   | <0.15  | 0.80   | 1.7    | 4.2    | NA  |
| S-43-B4                | 3,800 | NA   | <1.5   | 130    | 50     | 280    | NA  |
| S-45.5-B4              | 5.5   | NA   | 0.16   | 0.51   | 0.11   | 0.82   | NA  |
| S-20-B5                | <1.0  | NA   | 0.068  | 0.013  | 0.009  | 0.026  | NA  |
| S-30-B5                | <1.0  | NA   | <0.005 | <0.005 | <0.005 | <0.005 | NA  |
| S-34.5-B5              | 97    | NA   | <0.005 | 0.13   | 0.087  | 0.22   | NA  |
| S-39.5-B5              | 13    | NA   | 0.15   | 0.66   | 0.16   | 1.5    | NA  |
| S-45-B5                | <1.0  | NA   | <0.005 | 0.006  | <0.005 | 0.009  | NA  |
| S-20-B6                | <1.0  | NA   | <0.005 | <0.005 | <0.005 | <0.005 | NA  |
| S-30-B6                | <1.0  | NA   | <0.005 | <0.005 | <0.005 | <0.005 | NA  |
| S-36.5-B6              | <1.0  | NA   | <0.005 | <0.005 | <0.005 | 0.006  | NA  |
| S-41-B6                | <1.0  | NA   | <0.005 | <0.005 | <0.005 | <0.005 | NA  |
| S-44.5-B6              | <1.0  | NA   | <0.005 | <0.005 | <0.005 | <0.005 | NA  |
| S-011591-1ABCD*        | 31    | NA   | 0.25   | 0.67   | 0.34   | 2.8    | NA  |
| <u>June, July 1991</u> |       |      |        |        |        |        |     |
| S-10-B7                | <1.0  | NA   | <0.005 | <0.005 | <0.005 | <0.005 | NA  |
| S-20-B7                | 2.2   | NA   | 0.074  | 0.12   | 0.061  | 0.43   | NA  |
| S-25-B7                | <1.0  | NA   | <0.005 | <0.005 | <0.005 | <0.005 | NA  |
| S-30-B7                | 48    | NA   | 0.064  | 0.15   | 0.41   | 1.9    | NA  |

See notes on page 4 of 4.

Additional Onsite and Initial Offsite Subsurface Investigation  
 ARCO Station 771, Livermore, California

February 26, 1993  
 60000.09

TABLE 2  
 CUMULATIVE RESULTS OF LABORATORY ANALYSES OF SOIL SAMPLES  
 ARCO Station 771  
 Livermore, California  
 (Page 2 of 4)

| Sample Identification        | TPHg  | TPHd | B       | T       | E       | X       | TOG |
|------------------------------|-------|------|---------|---------|---------|---------|-----|
| <u>June, July 1991 cont.</u> |       |      |         |         |         |         |     |
| S-33-B7                      | <1.0  | NA   | <0.005  | 0.006   | <0.005  | 0.010   | NA  |
| S-40-B7                      | 19    | NA   | 0.019   | 0.059   | 0.14    | 0.74    | NA  |
| S-44-B7                      | <1.0  | NA   | 0.049   | 0.020   | 0.021   | 0.024   | NA  |
| S-10.5-B8                    | <1.0  | NA   | <0.005  | <0.005  | <0.005  | <0.005  | NA  |
| S-20.5-B8                    | <1.0  | NA   | 0.013   | <0.005  | <0.005  | <0.005  | NA  |
| S-25.5-B8                    | 3.5   | NA   | <0.005  | 0.007   | 0.015   | 0.028   | NA  |
| S-34.5-B8                    | 210   | NA   | 0.27    | 1.0     | 2.0     | 12      | NA  |
| S-41-B8                      | 3,200 | NA   | 10      | 70      | 37      | 170     | NA  |
| S-43-B8                      | 4.9   | NA   | 0.26    | 1.2     | 0.13    | 0.67    | NA  |
| S-10.5-B9                    | <1.0  | NA   | <0.005  | <0.005  | <0.005  | <0.005  | NA  |
| S-15.5-B9                    | <1.0  | NA   | <0.005  | <0.005  | <0.005  | <0.005  | NA  |
| S-25.5-B9                    | <1.0  | NA   | <0.005  | <0.005  | <0.005  | <0.005  | NA  |
| S-34.5-B9                    | <1.0  | NA   | <0.005  | <0.005  | <0.005  | <0.005  | NA  |
| S-36-B9                      | <1.0  | NA   | <0.005  | <0.005  | <0.005  | <0.005  | NA  |
| S-42-B9                      | 1.8   | NA   | 0.049   | 0.006   | 0.020   | 0.030   | NA  |
| S-45-B9                      | <1.0  | NA   | <0.005  | <0.005  | <0.005  | <0.005  | NA  |
| S-10.5-B10                   | <1.0  | NA   | <0.005  | <0.005  | <0.005  | <0.005  | NA  |
| S-20.5-B10                   | <1.0  | NA   | 0.042   | <0.005  | 0.007   | <0.005  | NA  |
| S-25.5-B10                   | 27    | NA   | 0.44    | 0.74    | 0.36    | 2.0     | NA  |
| S-34.5-10                    | 88    | NA   | 0.20    | 0.50    | 0.84    | 0.96    | NA  |
| S-36-B10                     | 110   | NA   | 0.28    | 0.51    | 0.86    | 2.7     | NA  |
| S-42-B10                     | <1.0  | NA   | 0.008   | <0.005  | <0.005  | 0.021   | NA  |
| S-7-B11                      | <1.0  | <1.0 | <0.005  | <0.005  | <0.005  | <0.005  | <30 |
| S-8.5-B11                    | <1.0  | <1.0 | <0.005  | <0.005  | <0.005  | <0.005  | <30 |
| S-15.5-B11                   | <1.0  | <1.0 | <0.005  | <0.005  | <0.005  | <0.005  | <30 |
| S-20.5-B11                   | <1.0  | <1.0 | <0.005  | <0.005  | <0.005  | <0.005  | <30 |
| S-25.5-B11                   | <1.0  | <1.0 | <0.005  | <0.005  | <0.005  | <0.005  | <30 |
| S-35.5-B11                   | <1.0  | <1.0 | <0.005  | <0.005  | <0.005  | <0.005  | <30 |
| S-40-B11                     | <1.0  | <1.0 | <0.005  | <0.005  | <0.005  | <0.005  | <30 |
| <u>August 12, 1991</u>       |       |      |         |         |         |         |     |
| SP1-ABCD*                    | <1.0  | NA   | <0.005  | <0.005  | <0.005  | <0.005  | NA  |
| <u>April 1992</u>            |       |      |         |         |         |         |     |
| S-10.5-B15                   | <1.0  | NA   | <0.0050 | <0.0050 | <0.0050 | <0.0050 | NA  |
| S-20.5-B15                   | <1.0  | NA   | <0.0050 | <0.0050 | <0.0050 | <0.0050 | NA  |
| S-28.5-B15                   | <1.0  | NA   | <0.0050 | <0.0050 | <0.0050 | <0.0050 | NA  |
| S-41-B15                     | <1.0  | NA   | <0.0050 | <0.0050 | <0.0050 | <0.0050 | NA  |

See notes on page 4 of 4.

Additional Onsite and Initial Offsite Subsurface Investigation  
ARCO Station 771, Livermore, California

February 26, 1993  
60000.09

TABLE 2  
CUMULATIVE RESULTS OF LABORATORY ANALYSES OF SOIL SAMPLES  
ARCO Station 771  
Livermore, California  
(Page 3 of 4)


| Sample Identification   | TPHg             | TPHd       | B                    | T                    | E                    | X                    | TOG        |
|-------------------------|------------------|------------|----------------------|----------------------|----------------------|----------------------|------------|
| <u>April 1992 cont.</u> |                  |            |                      |                      |                      |                      |            |
| S-11-B16                | <1.0             | NA         | <0.0050              | <0.0050              | <0.0050              | <0.0050              | NA         |
| S-21-B16                | <1.0             | NA         | 0.0080               | <0.0050              | <0.0050              | <0.0050              | NA         |
| S-31-B16                | <1.0             | NA         | <0.0050              | <0.0050              | <0.0050              | <0.0050              | NA         |
| S-11-B17                | <1.0             | NA         | <0.0050              | <0.0050              | <0.0050              | <0.0050              | NA         |
| S-21-B17                | <1.0             | NA         | 0.021                | <0.0050              | 0.017                | 0.0080               | NA         |
| S-30.5-B17              | <1.0             | NA         | <0.0050              | <0.0050              | <0.0050              | <0.0050              | NA         |
| S-33-B17                | <1.0             | NA         | <0.0050              | <0.0050              | <0.0050              | <0.0050              | NA         |
| S-43-B17                | 7.0              | NA         | 0.30                 | 0.77                 | 0.15                 | 1.1                  | NA         |
| S-0409-SP1-A-D*         | <1.0             | NA         | <0.0050              | <0.0050              | <0.0050              | <0.0050              | NA         |
| S-0409-SP2-A-D*         | 6.4              | NA         | 0.0070               | 0.015                | 0.020                | 0.12                 |            |
| <u>January 1993</u>     |                  |            |                      |                      |                      |                      |            |
| S-9-B12                 | <1.0             | NA         | <0.0050              | <0.0050              | <0.0050              | <0.0050              | NA         |
| S-17-B12                | <1.0             | NA         | <0.0050              | <0.0050              | <0.0050              | <0.0050              | NA         |
| S-26-B12                | <1.0             | NA         | <0.0050              | <0.0050              | <0.0050              | <0.0050              | NA         |
| S-43.5-B12              | <1.0             | NA         | <0.0050              | <0.0050              | <0.0050              | <0.0050              | NA         |
| S-9.5-B13               | <1.0             | NA         | <0.0050              | <0.0050              | <0.0050              | <0.0050              | NA         |
| S-14.5-B13              | <1.0             | NA         | <0.0050              | <0.0050              | <0.0050              | <0.0050              | NA         |
| S-26-B13                | <1.0             | NA         | <0.0050              | <0.0050              | <0.0050              | <0.0050              | NA         |
| S-40-B13                | <1.0             | NA         | <0.0050              | <0.0050              | <0.0050              | <0.0050              | NA         |
| S-9.5-B14               | <1.0             | NA         | <0.0050              | <0.0050              | <0.0050              | <0.0050              | NA         |
| S-17-B14                | <1.0             | NA         | <0.0050              | <0.0050              | <0.0050              | <0.0050              | NA         |
| S-27.5-B14              | <1.0             | NA         | <0.0050              | <0.0050              | <0.0050              | <0.0050              | NA         |
| S-38-B14                | <1.0             | NA         | <0.0050              | <0.0050              | <0.0050              | <0.0050              | NA         |
| S-0115-SP-A-D**         | <1.0<br>[<0.050] | NA<br>[NA] | <0.0050<br>[0.00050] | <0.0050<br>[0.00050] | <0.0050<br>[0.00050] | <0.0050<br>[0.00050] | NA<br>[NA] |

See notes on page 4 of 4.

Additional Onsite and Initial Offsite Subsurface Investigation  
ARCO Station 771, Livermore, California

February 26, 1993  
60000.09

TABLE 2  
CUMULATIVE RESULTS OF LABORATORY ANALYSES OF SOIL SAMPLES  
ARCO Station 771  
Livermore, California  
(Page 4 of 4)

| Sample Identification                       | TPHg  | TPHd | B   | T | E | X | TOG |
|---|---|------|---|---|---|---|-----|
| Results measured in part per million (ppm). |   |      |   |   |   |   |     |
| TPHg:                                       | Total petroleum hydrocarbons as gasoline (analyzed by EPA Method 5030/8015/8020).   |      |   |   |   |   |     |
| TPHd:                                       | Total petroleum hydrocarbons as diesel (analyzed by EPA Method 5030/8015).  |      |   |   |   |   |     |
| B:  | benzene; T: toluene; E: ethylbenzene; X: xylenes.   |      |   |   |   |   |     |
| BTEX:                                       | Analyzed by EPA Method 5030/8015/8020.  |      |   |   |   |   |     |
| TOG:  | Total oil and grease (analyzed by Standard Method 5520 E&F (Gravimetric).   |      |   |   |   |   |     |
| *:  | Composite sample of four soil samples obtained from stockpiled soil.  |      |   |   |   |   |     |
| <:  | Less than the laboratory detection limit.   |      |   |   |   |   |     |
| NA:   | Sample not analyzed.  |      |   |   |   |   |     |
| †:  | Sample was also analyzed for:<br>SILC lead by EPA Method 7421 - < 0.10 ppm;<br>corrosivity by EPA Method 9045 - pH = 7.1;<br>ignitability by EPA Method 1010 - flashpoint >100°C;<br>and reactivity by EPA Methods 9030, 9010 and 9045 - sulfide <10 ppm,<br>cyanide <0.50 ppm, reaction with water - negative. |      |   |   |   |   |     |
| []:   | TPHg and BTEX analyzed by EPA Method 5030/8015/8020 TCLP extract of soil.   |      |   |   |   |   |     |
| Sample Identification:                      | S-43-B17  |      |  |   |   |   |     |
|   |   |      | Boring number<br>Depth of boring in feet<br>Soil sample                             |   |   |   |     |

**Table 1. Soil Sample Analytical Results  
ARCO Facility No. 771, Livermore, California**

| Sample Designation           | Date     | Depth (feet bgs) | TPH-G (1) | BTEX Distinction (1) |         |              |         | Organic Lead (2) |
|------------------------------|----------|------------------|-----------|----------------------|---------|--------------|---------|------------------|
|                              |          |                  |           | Benzene              | Toluene | Ethylbenzene | Xylenes |                  |
| <u>Former Tank Cavity</u>    |          |                  |           |                      |         |              |         |                  |
| T1A                          | 12/30/91 | 15               | 1,500     | 1.3                  | 28      | 24           | 210     | NA               |
| T1B                          | 12/30/91 | 15               | 1.4       | 0.019                | 0.015   | 0.0089       | 0.2     | NA               |
| T2A                          | 12/30/91 | 16               | 1,900     | 1.3                  | 9.4     | 8.6          | 94      | NA               |
| T2B                          | 12/30/91 | 16               | ND        | ND                   | ND      | ND           | ND      | NA               |
| T3A                          | 12/30/91 | 14               | 45        | 0.089                | 1.2     | 0.52         | 4.7     | NA               |
| T3B                          | 12/30/91 | 14               | 1.3       | 0.0097               | 0.045   | 0.023        | 0.24    | NA               |
| T4A                          | 12/30/91 | 14               | 4,600     | 28                   | 470     | 170          | 1,100   | NA               |
| T4B                          | 12/30/91 | 14               | 2.4       | 0.0095               | 0.050   | 0.041        | 0.33    | NA               |
| <u>New Tank Cavity</u>       |          |                  |           |                      |         |              |         |                  |
| TP-1                         | 1/21/92  | 18               | 100       | ND                   | 0.059   | ND           | 1.4     | ND               |
| TP-2                         | 1/21/92  | 18               | 2.6       | 0.0057               | 0.012   | 0.012        | 0.12    | ND               |
| TP-3                         | 1/21/92  | 18               | 1.8       | 0.0058               | 0.011   | 0.0071       | 0.053   | ND               |
| TP-4                         | 1/21/92  | 18               | 1.4       | 0.0052               | 0.02    | 0.0094       | 0.092   | ND               |
| TP-5                         | 1/21/92  | 18               | 1.5       | 0.0062               | 0.036   | 0.016        | 0.14    | ND               |
| TP-6                         | 1/21/92  | 18               | 830       | ND                   | 2.5     | 1.5          | 47      | ND               |
| <u>Product Line Trenches</u> |          |                  |           |                      |         |              |         |                  |
| L1                           | 2/7/92   | 1.5              | ND        | ND                   | 0.035   | ND           | ND      | ND               |
| L2                           | 2/7/92   | 1.5              | 750       | 0.35                 | 30      | 26           | 200     | ND               |
| L3                           | 2/7/92   | 0.5              | 41        | 0.091                | 0.28    | 0.1          | 0.93    | ND               |
| L4                           | 2/7/92   | 1.5              | 2.2       | 0.0093               | 0.52    | 0.011        | 0.061   | ND               |
| L5                           | 2/7/92   | 1.5              | ND        | ND                   | ND      | ND           | ND      | ND               |
| L6                           | 2/7/92   | 1.5              | ND        | ND                   | ND      | ND           | ND      | ND               |
| L7                           | 2/7/92   | 0.5              | 600       | ND                   | 0.21    | ND           | 26      | ND               |
| L8                           | 2/7/92   | 1.5              | 1.2       | ND                   | 0.027   | ND           | 0.0068  | ND               |
| L2B                          | 2/18/92  | 5                | 91        | ND                   | ND      | ND           | 2.4     | NA               |
| L7B                          | 2/18/92  | 5                | ND        | ND                   | ND      | ND           | ND      | NA               |

**FOOTNOTES**

(1) = Concentrations reported in mg/kg (= parts per million).

(2) = Concentrations reported in mg/L (= parts per million).

TPH-G = Total Petroleum Fuel Hydrocarbons as Low/Medium Boiling Point Hydrocarbons (USEPA Method 8015).

BTEX Distinction (USEPA Method 8020).

Organic Lead by method described in California LUFT Manual 12/87.

ND = Not detected.

NA = Not analyzed.

bgs = below ground surface.

**Table 1**  
**Product Piping Removal Compliance Sampling Results**

June 15, 2001

**ARCO Service Station 0771**  
**899 Rincon Ave, Livermore, California**

| <b>Sample ID</b> | <b>Depth<br/>Sampled<br/>(fbg)</b> | <b>TPHg<br/>(mg/kg)</b> | <b>Benzene<br/>(mg/kg)</b> | <b>Toulene<br/>(mg/kg)</b> | <b>Ethyl-<br/>benzene<br/>(mg/kg)</b> | <b>Xylene<br/>(mg/kg)</b> | <b>MTBE<br/>(mg/kg)</b> |
|------------------|------------------------------------|-------------------------|----------------------------|----------------------------|---------------------------------------|---------------------------|-------------------------|
| Disp-1-4.5       | 4.5                                | <1.0                    | <0.0050                    | 0.017                      | <0.0050                               | 0.019                     | 0.78                    |
| Disp-2-6         | 6.0                                | 1.0                     | <0.0050                    | 0.017                      | <0.0050                               | 0.049                     | 2.1                     |
| Pipe-1-3.5       | 3.5                                | <1.0                    | <0.0050                    | <0.0050                    | <0.0050                               | <0.0050                   | <0.050                  |
| Pipe-2-4         | 4.0                                | <1.0                    | <0.0050                    | <0.0050                    | <0.0050                               | <0.0050                   | <0.050                  |

Notes

fbg = feet below grade

mg/kg = milligrams per kilogram

TPHg = total petroluem hydrocarbons as gasoline

MTBE = methyl tert butyl ether



**Table 1. Summary of Soil Sample Analytical Data  
Station #771, 899 Rincon Avenue, Livermore, California**

| Soil Boring Identification* | Sample ID | Date Collected | GRO mg/kg | Benzene mg/kg | Toluene mg/kg | Ethylbenzene mg/kg | Xylenes mg/kg | MTBE mg/kg | Comments |
|-----------------------------|-----------|----------------|-----------|---------------|---------------|--------------------|---------------|------------|----------|
| SB-2                        | SB-2-10'  | 3/25/2011      | <0.50     | <0.0010       | <0.0010       | <0.0010            | <0.0010       | <0.0010    |          |
|                             | SB-2-30'  | 3/25/2011      | <0.50     | <0.0010       | <0.0010       | <0.0010            | <0.0010       | <0.0010    |          |
| SB-3                        | SB-3-10'  | 3/25/2011      | <0.50     | <0.0010       | <0.0010       | <0.0010            | <0.0010       | <0.0010    |          |
|                             | SB-3-30'  | 3/25/2011      | <0.50     | <0.0010       | <0.0010       | <0.0010            | <0.0010       | <0.0010    |          |
| ESLs                        | --        | --             | 83        | 0.044         | 2.9           | 3.3                | 2.3           | 0.023      |          |

**Abbreviations & Symbols:**

\* = See Drawing 2 for soil boring locations.

GRO: Gasoline range organics.

Calscience Environmental Laboratories, Inc.: GRO (C6-C12)

GRO analyzed using EPA method 8015B

Benzene, Toluene, Ethylbenzene, Total Xylenes, and MTBE analyzed using EPA method 8260B.

mg/kg = Milligrams per kilogram.

ESLs = Environmental Screening Levels for deep soil (>3 meters bgs) where groundwater is a current or potential source of drinking water (San Francisco Bay Regional Water Quality Control Board, 2008).

bgs = Below ground surface

**Notes:**

1,2-dibromoethane (EDB), 1,2-dichloroethane (1,2 DCA), tert-butyl alcohol (TBA), Di-isopropyl ether (DIPE), ethyl tert-butyl ether (ETBE), ter-amyl methyl ether (TAME), and ethanol were not detected at or above their respective laboratory reporting limit.

The last number in each Sample ID denotes the depth at which the sample was collected in feet bgs (i.e., SB-2 10' was collected at a depth of 10 feet bgs)

**Table 5. Summary of Soil Sample Analytical Data  
Station #771, 899 Rincon Avenue, Livermore, California**

| Soil Boring Identification* | Sample ID | Date Collected | GRO mg/kg | Benzene mg/kg | Toluene mg/kg | Ethylbenzene mg/kg | Xylenes mg/kg | MTBE mg/kg | Comments |
|-----------------------------|-----------|----------------|-----------|---------------|---------------|--------------------|---------------|------------|----------|
| B-1                         | B-1@30.5  | 10/22/2013     | <0.099    | <0.00099      | <0.00099      | <0.00099           | <0.002        | <0.002     |          |
| B-2                         | B-2@28.5  | 10/22/2013     | <0.099    | <0.00099      | <0.00099      | <0.00099           | <0.002        | <0.002     |          |
| B-3                         | B-3@31.5  | 10/23/2013     | <0.099    | <0.00099      | <0.00099      | <0.00099           | <0.002        | <0.002     |          |
| ESLs                        | --        | --             | 100       | 0.044         | 2.9           | 3.3                | 2.3           | 0.023      |          |

**Abbreviations & Symbols:**

\* = See Drawing 2 for soil boring locations.

GRO: Gasoline range organics.

TestAmerica: Volatile Fuel Hydrocarbons (C4-C12)

GRO, Benzene, Toluene, Ethylbenzene, Total Xylenes, and MTBE analyzed using EPA method 8260B.

mg/kg = Milligrams per kilogram.

ESLs = Environmental Screening Levels for deep soil (>3 meters bgs) where groundwater is a current or potential source of

drinking water (San Francisco Bay Regional Water Quality Control Board, May 2013).

bgs = Below ground surface

**Notes:**

Tert-butyl alcohol (TBA), Di-isopropyl ether (DIPE), ethyl tert-butyl ether (ETBE), ter-amyl methyl ether (TAME), and naphthalene were not detected at or above their respective laboratory reporting limit.

The last number in each Sample ID denotes the depth at which the sample was collected in feet bgs (i.e., B-1@30.5 was collected at a depth of 30.5 feet bgs)

Table 1. Summary of Groundwater Monitoring Data: Relative Water Elevations and Laboratory Analyses  
 ARCO Service Station #0771, 899 Rincon Ave., Livermore, CA

| Well ID and Date Monitored | P/NP | TOC (feet) | Top of Screen (ft bgs) | Bottom of Screen (ft bgs) | DTW (feet) | Water Level Elevation (feet) | Concentrations in µg/L |         |         |               |               |       | DO (mg/L) | pH | Footnote |
|----------------------------|------|------------|------------------------|---------------------------|------------|------------------------------|------------------------|---------|---------|---------------|---------------|-------|-----------|----|----------|
|                            |      |            |                        |                           |            |                              | GRO/TPHg               | Benzene | Toluene | Ethyl-Benzene | Total Xylenes | MTBE  |           |    |          |
| MW-1                       |      |            |                        |                           |            |                              |                        |         |         |               |               |       |           |    |          |
| 3/20/1995                  | -    | 451.73     | 32.00                  | 41.00                     | 24.50      | 427.23                       | 90,000                 | 1,800   | 1,100   | 1,000         | 5,600         | -     | -         | -  |          |
| 6/2/1995                   | -    |            | 32.00                  | 41.00                     | 25.60      | 426.13                       | 81,000                 | 2,000   | 1,400   | 990           | 4,600         | -     | -         | -  |          |
| 8/23/1995                  | -    |            | 32.00                  | 41.00                     | 29.04      | 422.69                       | 44,000                 | 2,400   | 1,900   | 670           | 3,800         | <300  | -         | -  |          |
| 12/4/1995                  | -    |            | 32.00                  | 41.00                     | 31.31      | 420.42                       | 22,000                 | 870     | 660     | 390           | 2,200         | -     | -         | -  |          |
| 2/20/1996                  | -    |            | 32.00                  | 41.00                     | 22.26      | 429.47                       | 21,000                 | 1,500   | 1,200   | 650           | 3,500         | <300  | -         | -  |          |
| 5/15/1996                  | -    |            | 32.00                  | 41.00                     | 23.42      | 428.31                       | 36,000                 | 3,000   | 2,500   | 960           | 5,700         | <250  | -         | -  |          |
| 8/13/1996                  | -    |            | 32.00                  | 41.00                     | 26.83      | 424.90                       | 19,000                 | 730     | 580     | 450           | 2,500         | <200  | -         | -  |          |
| 11/13/1996                 | -    |            | 32.00                  | 41.00                     | 31.05      | 420.68                       | 6,600                  | 47      | 16      | 74            | 160           | <30   | -         | -  |          |
| 3/26/1997                  | -    |            | 32.00                  | 41.00                     | 26.29      | 425.44                       | 1,900                  | 100     | 55      | 37            | 200           | <30   | -         | -  |          |
| 5/15/1997                  | -    |            | 32.00                  | 41.00                     | 28.65      | 423.08                       | 16,000                 | 490     | 250     | 250           | 1,100         | <120  | -         | -  |          |
| 8/26/1997                  | -    |            | 32.00                  | 41.00                     | 31.53      | 420.20                       | 190                    | 6.7     | 3       | 6.3           | 25            | <3    | -         | -  |          |
| 11/5/1997                  | -    |            | 32.00                  | 41.00                     | 33.93      | 417.80                       | 63                     | 0.5     | <0.5    | 0.8           | 2.4           | 29    | -         | -  |          |
| 2/18/1998                  | -    |            | 32.00                  | 41.00                     | 20.46      | 431.27                       | 23,000                 | 1,500   | 610     | 550           | 3,000         | <120  | -         | -  |          |
| 5/20/1998                  | -    |            | 32.00                  | 41.00                     | 23.84      | 427.89                       | 50,000                 | 4,400   | 1,900   | 1,400         | 80,000        | <300  | -         | -  |          |
| 7/30/1998                  | P    |            | 32.00                  | 41.00                     | 26.94      | 424.79                       | 150                    | <0.5    | <0.5    | <0.5          | 1.6           | <3    | 8.74      | -  |          |
| 10/29/1998                 | NP   |            | 32.00                  | 41.00                     | 32.58      | 419.15                       | <50                    | <0.5    | <0.5    | <0.5          | 1.8           | <3    | 2.0       | -  |          |
| 3/16/1999                  | P    |            | 32.00                  | 41.00                     | 26.20      | 425.53                       | 3,200                  | 160     | 32      | 89            | 390           | 270   | 2.0       | -  |          |
| 5/5/1999                   | P    |            | 32.00                  | 41.00                     | 27.57      | 424.16                       | 3,600                  | 140     | 46      | 76            | 290           | 170   | 11.65     | -  |          |
| 8/26/1999                  | P    |            | 32.00                  | 41.00                     | 30.25      | 421.48                       | 3,200                  | 210     | 29      | 100           | 220           | 120   | 1.43      | -  |          |
| 12/3/1999                  | NP   |            | 32.00                  | 41.00                     | 32.70      | 419.03                       | 53                     | <0.5    | <0.5    | <0.5          | 1             | <3    | 2.12      | -  |          |
| 3/13/2000                  | P    |            | 32.00                  | 41.00                     | 24.45      | 427.28                       | <50                    | <0.5    | <0.5    | <0.5          | <1            | <3    | 5.81      | -  |          |
| 6/20/2000                  | -    |            | 32.00                  | 41.00                     | 27.79      | 423.94                       | 67.4                   | 3.88    | <0.500  | 1.78          | 1.48          | <2.50 | -         | -  | b        |
| 6/20/2000                  | P    |            | 32.00                  | 41.00                     | 27.79      | 423.94                       | 356                    | 40.1    | 7.17    | 11.9          | 22.7          | <2.50 | 5.1       | -  |          |
| 8/31/2000                  | -    |            | 32.00                  | 41.00                     | 30.35      | 421.38                       | -                      | -       | -       | -             | -             | -     | -         | -  |          |
| 2/9/2001                   | -    |            | 32.00                  | 41.00                     | 30.95      | 420.78                       | -                      | -       | -       | -             | -             | -     | -         | -  |          |
| 9/17/2001                  | -    |            | 32.00                  | 41.00                     | 30.85      | 420.88                       | -                      | -       | -       | -             | -             | -     | -         | -  |          |
| 1/21/2002                  | -    |            | 32.00                  | 41.00                     | 30.61      | 421.12                       | -                      | -       | -       | -             | -             | -     | -         | -  |          |
| 7/19/2002                  | -    |            | 32.00                  | 41.00                     | 31.55      | 420.18                       | -                      | -       | -       | -             | -             | -     | -         | -  |          |
| 1/15/2003                  | -    |            | 32.00                  | 41.00                     | 22.99      | 428.74                       | -                      | -       | -       | -             | -             | -     | -         | -  |          |
| 7/9/2003                   | -    |            | 32.00                  | 41.00                     | 30.35      | 421.38                       | -                      | -       | -       | -             | -             | -     | -         | -  |          |

Table 1. Summary of Groundwater Monitoring Data: Relative Water Elevations and Laboratory Analyses  
 ARCO Service Station #0771, 899 Rincon Ave., Livermore, CA

| Well ID and Date Monitored | P/NP | TOC (feet) | Top of Screen (ft bgs) | Bottom of Screen (ft bgs) | DTW (feet) | Water Level Elevation (feet) | Concentrations in µg/L |         |         |               |               |       | DO (mg/L) | pH   | Footnote |     |
|----------------------------|------|------------|------------------------|---------------------------|------------|------------------------------|------------------------|---------|---------|---------------|---------------|-------|-----------|------|----------|-----|
|                            |      |            |                        |                           |            |                              | GRO/TPHg               | Benzene | Toluene | Ethyl-Benzene | Total Xylenes | MTBE  |           |      |          |     |
| <b>MW-1 Cont.</b>          |      |            |                        |                           |            |                              |                        |         |         |               |               |       |           |      |          |     |
| 02/19/2004                 | -    | 451.73     | 32.00                  | 41.00                     | 26.24      | 425.49                       | -                      | -       | -       | -             | -             | -     | -         | -    | -        | -   |
| 08/04/2004                 | -    | 454.23     | 32.00                  | 41.00                     | 26.36      | 427.87                       | -                      | -       | -       | -             | -             | -     | -         | -    | -        | -   |
| 01/18/2005                 | -    |            | 32.00                  | 41.00                     | 24.47      | 429.76                       | -                      | -       | -       | -             | -             | -     | -         | -    | -        | -   |
| 07/15/2005                 | -    |            | 32.00                  | 41.00                     | 29.44      | 424.79                       | -                      | -       | -       | -             | -             | -     | -         | -    | -        | -   |
| 01/10/2006                 | -    |            | 32.00                  | 41.00                     | 22.58      | 431.65                       | -                      | -       | -       | -             | -             | -     | -         | -    | -        | -   |
| 7/21/2006                  | -    |            | 32.00                  | 41.00                     | 20.73      | 433.50                       | -                      | -       | -       | -             | -             | -     | -         | -    | -        | -   |
| 1/17/2007                  | -    |            | 32.00                  | 41.00                     | 31.88      | 422.35                       | -                      | -       | -       | -             | -             | -     | -         | -    | -        | -   |
| 7/18/2007                  | -    |            | 32.00                  | 41.00                     | 32.85      | 421.38                       | -                      | -       | -       | -             | -             | -     | -         | -    | -        | -   |
| 1/15/2008                  | -    |            | 32.00                  | 41.00                     | 28.76      | 425.47                       | -                      | -       | -       | -             | -             | -     | -         | -    | -        | -   |
| 7/7/2008                   | -    |            | 32.00                  | 41.00                     | 35.56      | 418.67                       | -                      | -       | -       | -             | -             | -     | -         | -    | -        | -   |
| 1/7/2009                   | -    |            | 32.00                  | 41.00                     | 34.07      | 420.16                       | -                      | -       | -       | -             | -             | -     | -         | -    | -        | Dry |
| 7/22/2009                  | -    |            | 32.00                  | 41.00                     | -          | -                            | -                      | -       | -       | -             | -             | -     | -         | -    | -        | -   |
| 3/12/2010                  | -    |            | 32.00                  | 41.00                     | 27.61      | 426.62                       | -                      | -       | -       | -             | -             | -     | -         | -    | -        | -   |
| 9/9/2010                   | -    |            | 32.00                  | 41.00                     | 31.72      | 422.51                       | -                      | -       | -       | -             | -             | -     | -         | -    | -        | -   |
| 2/17/2011                  | -    |            | 32.00                  | 41.00                     | 32.11      | 422.12                       | -                      | -       | -       | -             | -             | -     | -         | -    | -        | -   |
| 7/7/2011                   | -    |            | 32.00                  | 41.00                     | 31.12      | 423.11                       | -                      | -       | -       | -             | -             | -     | -         | -    | -        | -   |
| 1/23/2012                  | -    |            | 32.00                  | 41.00                     | 34.34      | 419.89                       | -                      | -       | -       | -             | -             | -     | -         | -    | -        | Dry |
| 7/25/2012                  | -    |            | 32.00                  | 41.00                     | -          | -                            | -                      | -       | -       | -             | -             | -     | -         | -    | -        | -   |
| 1/17/2013                  | -    |            | 32.00                  | 41.00                     | 30.14      | 424.09                       | -                      | -       | -       | -             | -             | -     | -         | -    | -        | -   |
| 7/25/2013                  | P    |            | 32.00                  | 41.00                     | 35.43      | 418.80                       | 3,200                  | 27      | 1.9     | 35            | 17            | <0.50 | 4.55      | 7.19 | J        |     |
| 1/29/2014                  | -    |            | 32.00                  | 41.00                     | 34.98      | 419.25                       | 2,700                  | 20      | 1.6     | 20            | 11            | <0.50 | 1.98      | 7.19 |          |     |
| <b>MW-2</b>                |      |            |                        |                           |            |                              |                        |         |         |               |               |       |           |      |          |     |
| 3/20/1995                  | -    | 449.49     | 30.00                  | 38.00                     | 20.27      | 429.22                       | 54,000                 | 2,600   | 1,600   | 1,200         | 7,600         | -     | -         | -    | -        | -   |
| 6/2/1995                   | -    |            | 30.00                  | 38.00                     | 22.32      | 427.17                       | 37,000                 | 2,200   | 800     | 980           | 4,800         | -     | -         | -    | -        | -   |
| 8/23/1995                  | -    |            | 30.00                  | 38.00                     | 25.69      | 423.80                       | 65,000                 | 1,100   | 310     | 840           | 3,000         | <500  | -         | -    | -        | -   |
| 12/4/1995                  | -    |            | 30.00                  | 38.00                     | 28.52      | 420.97                       | 19,000                 | 680     | 150     | 410           | 1,600         | -     | -         | -    | -        | -   |
| 2/20/1996                  | -    |            | 30.00                  | 38.00                     | 19.00      | 430.49                       | 22,000                 | 1,200   | 240     | 590           | 2,200         | <300  | -         | -    | -        | -   |
| 5/15/1996                  | -    |            | 30.00                  | 38.00                     | 20.03      | 429.46                       | 25,000                 | 1,200   | 240     | 610           | 2,100         | <300  | -         | -    | -        | -   |
| 8/13/1996                  | -    |            | 30.00                  | 38.00                     | 24.44      | 425.05                       | 19,000                 | 640     | 110     | 420           | 1,200         | <300  | -         | -    | -        | -   |
| 11/13/1996                 | -    |            | 30.00                  | 38.00                     | 28.42      | 421.07                       | 15,000                 | 260     | 52      | 220           | 640           | <200  | -         | -    | -        | -   |

Table 1. Summary of Groundwater Monitoring Data: Relative Water Elevations and Laboratory Analyses  
 ARCO Service Station #0771, 899 Rincon Ave., Livermore, CA

| Well ID and Date Monitored | P/NP | TOC (feet) | Top of Screen (ft bgs) | Bottom of Screen (ft bgs) | DTW (feet) | Water Level Elevation (feet) | Concentrations in µg/L |         |         |               |               |       | DO (mg/L) | pH   | Footnote |
|----------------------------|------|------------|------------------------|---------------------------|------------|------------------------------|------------------------|---------|---------|---------------|---------------|-------|-----------|------|----------|
|                            |      |            |                        |                           |            |                              | GRO/TPHg               | Benzene | Toluene | Ethyl-Benzene | Total Xylenes | MTBE  |           |      |          |
| MW-2 Cont.                 |      |            |                        |                           |            |                              |                        |         |         |               |               |       |           |      |          |
| 3/26/1997                  | -    | 449.49     | 30.00                  | 38.00                     | 22.98      | 426.51                       | 17,000                 | 580     | 120     | 360           | 980           | <120  | -         | -    |          |
| 5/15/1997                  | -    |            | 30.00                  | 38.00                     | 25.40      | 424.09                       | 18,000                 | 420     | 63      | 340           | 730           | <120  | -         | -    |          |
| 8/26/1997                  | -    |            | 30.00                  | 38.00                     | 28.38      | 421.11                       | 5,300                  | 210     | 26      | 140           | 270           | <120  | -         | -    |          |
| 11/5/1997                  | -    |            | 30.00                  | 38.00                     | 31.93      | 417.56                       | 560                    | 42      | 2.6     | 7             | 9             | <40   | -         | -    |          |
| 2/18/1998                  | -    |            | 30.00                  | 38.00                     | 16.87      | 432.62                       | 18,000                 | 710     | 120     | 480           | 1,100         | 130   | -         | -    |          |
| 5/20/1998                  | -    |            | 30.00                  | 38.00                     | 20.29      | 429.20                       | 16,000                 | 480     | 72      | 440           | 1,100         | <120  | -         | -    |          |
| 7/30/1998                  | P    |            | 30.00                  | 38.00                     | 23.51      | 425.98                       | 9,700                  | 240     | 33      | 210           | 490           | <120  | 9.21      | -    |          |
| 10/29/1998                 | NP   |            | 30.00                  | 38.00                     | 30.08      | 419.41                       | 58                     | <0.5    | <0.5    | <0.5          | 1.2           | <3    | 1.0       | -    |          |
| 3/16/1999                  | P    |            | 30.00                  | 38.00                     | 23.22      | 426.27                       | 4,700                  | 120     | 13      | 90            | 220           | 60    | 2.0       | -    |          |
| 5/5/1999                   | P    |            | 30.00                  | 38.00                     | 24.05      | 425.44                       | 5,500                  | 58      | 7.1     | 58            | 98            | 17    | 9.09      | -    |          |
| 8/26/1999                  | P    |            | 30.00                  | 38.00                     | 26.44      | 423.05                       | 3,700                  | 55      | 11      | 60            | 64            | 26    | 1.9       | -    |          |
| 12/3/1999                  | NP   |            | 30.00                  | 38.00                     | 30.15      | 419.34                       | 130                    | <0.5    | <0.5    | 0.7           | 1.8           | <3    | 1.96      | -    |          |
| 3/13/2000                  | P    |            | 30.00                  | 38.00                     | 20.68      | 428.81                       | <50                    | <0.5    | <0.5    | <0.5          | <1            | <3    | -         | -    |          |
| 6/20/2000                  | P    |            | 30.00                  | 38.00                     | 23.08      | 426.41                       | 226                    | 2.2     | <0.500  | 4.83          | 7.88          | <2.50 | 4.9       | -    |          |
| 8/31/2000                  | P    |            | 30.00                  | 38.00                     | 26.71      | 422.78                       | 87.1                   | 1.78    | <0.500  | 1.33          | 1.15          | <2.50 | 1.59      | -    |          |
| 2/9/2001                   | -    |            | 30.00                  | 38.00                     | 29.65      | 419.84                       | -                      | -       | -       | -             | -             | -     | -         | -    |          |
| 9/17/2001                  | P    |            | 30.00                  | 38.00                     | 27.62      | 421.87                       | 3,100                  | 300     | 12      | 8.8           | 18            | 120   | 1.7       | -    |          |
| 1/21/2002                  | -    |            | 30.00                  | 38.00                     | 27.09      | 422.40                       | -                      | -       | -       | -             | -             | -     | -         | -    |          |
| 7/19/2002                  | P    |            | 30.00                  | 38.00                     | 27.82      | 421.67                       | 4,700                  | 280     | 13      | 120           | 19            | 16    | 0.8       | 7.4  | a        |
| 1/15/2003                  | -    |            | 30.00                  | 38.00                     | 22.18      | 427.31                       | -                      | -       | -       | -             | -             | -     | -         | -    |          |
| 7/9/2003                   | -    |            | 30.00                  | 38.00                     | 26.40      | 423.09                       | 3,900                  | 170     | <5.0    | 100           | 19            | 39    | 2.5       | 7.0  |          |
| 02/19/2004                 | -    |            | 30.00                  | 38.00                     | 23.85      | 425.64                       | -                      | -       | -       | -             | -             | -     | -         | -    |          |
| 08/04/2004                 | P    | 452.05     | 30.00                  | 38.00                     | 24.71      | 427.34                       | 5,400                  | 650     | 21      | 160           | 56            | 78    | 0.8       | 7.2  |          |
| 01/18/2005                 | -    |            | 30.00                  | 38.00                     | 20.86      | 431.19                       | -                      | -       | -       | -             | -             | -     | -         | -    |          |
| 07/15/2005                 | P    |            | 30.00                  | 38.00                     | 25.92      | 426.13                       | 5,200                  | 160     | 5.3     | 56            | 10            | 46    | 3.1       | 6.9  |          |
| 01/10/2006                 | -    |            | 30.00                  | 38.00                     | 19.25      | 432.80                       | -                      | -       | -       | -             | -             | -     | -         | -    |          |
| 7/21/2006                  | P    |            | 30.00                  | 38.00                     | 25.73      | 426.32                       | 120                    | 0.90    | <0.50   | <0.50         | <0.50         | <0.50 | 6.08      | 8.3  |          |
| 1/17/2007                  | -    |            | 30.00                  | 38.00                     | 28.70      | 423.35                       | -                      | -       | -       | -             | -             | -     | -         | -    |          |
| 7/18/2007                  | P    |            | 30.00                  | 38.00                     | 29.07      | 422.98                       | 2,300                  | 58      | 2.4     | 9.5           | 3.5           | 45    | 1.19      | 7.51 |          |
| 1/15/2008                  | -    |            | 30.00                  | 38.00                     | 24.65      | 427.40                       | -                      | -       | -       | -             | -             | -     | -         | -    |          |

**Table 1. Summary of Groundwater Monitoring Data: Relative Water Elevations and Laboratory Analyses**  
**ARCO Service Station #0771, 899 Rincon Ave., Livermore, CA**

| Well ID and Date Monitored | P/NP | TOC (feet) | Top of Screen (ft. bgs) | Bottom of Screen (ft. bgs) | DTW (feet) | Water Level Elevation (feet) | Concentrations in µg/L |         |         |               |               |      | DO (mg/L) | pH   | Footnote |         |
|----------------------------|------|------------|-------------------------|----------------------------|------------|------------------------------|------------------------|---------|---------|---------------|---------------|------|-----------|------|----------|---------|
|                            |      |            |                         |                            |            |                              | GRO/TPHg               | Benzene | Toluene | Ethyl-Benzene | Total Xylenes | MTBE |           |      |          |         |
| <b>MW-2 Cont.</b>          |      |            |                         |                            |            |                              |                        |         |         |               |               |      |           |      |          |         |
| 7/7/2008                   | NP   | 452.05     | 30.00                   | 38.00                      | 32.41      | 419.64                       | 3,600                  | 28      | <5.0    | <5.0          | <5.0          | <5.0 | 19        | 2.81 | 7.24     |         |
| 1/7/2009                   | -    |            | 30.00                   | 38.00                      | 31.67      | 420.38                       | -                      | -       | -       | -             | -             | -    | -         | -    | -        | -       |
| 7/22/2009                  | -    |            | 30.00                   | 38.00                      | 33.48      | 418.57                       | -                      | -       | -       | -             | -             | -    | -         | -    | -        | -       |
| 3/12/2010                  | -    |            | 30.00                   | 38.00                      | 23.84      | 428.21                       | -                      | -       | -       | -             | -             | -    | -         | -    | -        | -       |
| 9/9/2010                   | P    |            | 30.00                   | 38.00                      | 27.84      | 424.21                       | 6,200                  | 53      | 3.8     | 18            | 9.5           | 13   |           |      | 6.8      |         |
| 2/17/2011                  | -    |            | 30.00                   | 38.00                      | 27.52      | 424.53                       | -                      | -       | -       | -             | -             | -    | -         | -    | -        | -       |
| 7/7/2011                   | P    |            | 30.00                   | 38.00                      | 26.62      | 425.43                       | 1,600                  | 17      | 0.76    | 1.2           | 1.5           | 6.2  |           | 1.02 | 7.1      | g (GRO) |
| 1/23/2012                  | -    |            | 30.00                   | 38.00                      | 32.32      | 419.73                       | -                      | -       | -       | -             | -             | -    | -         | -    | -        | -       |
| 7/25/2012                  | -    |            | 30.00                   | 38.00                      | 34.10      | 417.95                       | -                      | -       | -       | -             | -             | -    | -         | -    | -        | h       |
| 8/31/2012                  | -    |            | 30.00                   | 38.00                      | -          | -                            | -                      | -       | -       | -             | -             | -    | -         | -    | -        | Dry     |
| 1/17/2013                  | -    |            | 30.00                   | 38.00                      | 26.14      | 425.91                       | -                      | -       | -       | -             | -             | -    | -         | -    | -        | -       |
| 7/25/2013                  | NP   |            | 30.00                   | 38.00                      | 32.63      | 419.42                       | 2,100                  | 67      | 3.9     | 1.2           | 4.9           | 25   |           | 4.03 | 7.20     | j       |
| 1/29/2014                  | P    |            | 30.00                   | 38.00                      | 31.00      | 421.05                       | 1,200                  | 29      | 1.7     | 0.58          | 2.1           | 19   |           | 2.70 | 7.07     |         |
| <b>MW-3</b>                |      |            |                         |                            |            |                              |                        |         |         |               |               |      |           |      |          |         |
| 3/20/1995                  | -    | 450.28     | 32.00                   | 40.00                      | 22.19      | 428.09                       | 94                     | <0.5    | <0.5    | <0.5          | <0.5          | <0.5 | -         | -    | -        | -       |
| 6/2/1995                   | -    |            | 32.00                   | 40.00                      | 23.28      | 427.00                       | 72                     | <0.5    | <0.5    | <0.5          | <0.5          | <0.5 | -         | -    | -        | -       |
| 8/23/1995                  | -    |            | 32.00                   | 40.00                      | 26.55      | 423.73                       | 98                     | <0.5    | <0.5    | <0.6          | 0.5           | <3   |           |      |          |         |
| 12/4/1995                  | -    |            | 32.00                   | 40.00                      | 29.52      | 420.76                       | <50                    | <0.5    | <0.5    | <0.5          | <0.5          | <0.5 |           |      |          |         |
| 2/20/1996                  | -    |            | 32.00                   | 40.00                      | 19.83      | 430.45                       | 130                    | <0.5    | <0.5    | <0.5          | <0.5          | <3   |           |      |          |         |
| 5/15/1996                  | -    |            | 32.00                   | 40.00                      | 21.03      | 429.25                       | 120                    | <0.5    | <0.5    | <0.5          | <0.5          | <0.5 |           |      |          |         |
| 8/13/1996                  | -    |            | 32.00                   | 40.00                      | 25.67      | 424.61                       | <50                    | <0.5    | <0.5    | <0.5          | <0.5          | <3   |           |      |          |         |
| 11/13/1996                 | -    |            | 32.00                   | 40.00                      | 21.57      | 428.71                       | <50                    | <0.5    | <0.5    | <0.5          | <0.5          | <3   |           |      |          |         |
| 3/26/1997                  | -    |            | 32.00                   | 40.00                      | 24.15      | 426.13                       | <50                    | 1.1     | <0.5    | <0.5          | <0.5          | <3   |           |      |          |         |
| 5/15/1997                  | -    |            | 32.00                   | 40.00                      | 26.85      | 423.43                       | <50                    | <0.5    | <0.5    | <0.5          | <0.5          | <3   |           |      |          |         |
| 8/26/1997                  | -    |            | 32.00                   | 40.00                      | 30.07      | 420.21                       | <50                    | <0.5    | <0.5    | <0.5          | <0.5          | <3   |           |      |          |         |
| 11/5/1997                  | -    |            | 32.00                   | 40.00                      | 32.46      | 417.82                       | <50                    | <0.5    | 0.7     | <0.5          | <0.5          | <3   |           |      |          |         |
| 2/18/1998                  | -    |            | 32.00                   | 40.00                      | 17.82      | 432.46                       | <50                    | <0.5    | <0.5    | <0.5          | <0.5          | <3   |           |      |          |         |
| 5/20/1998                  | -    |            | 32.00                   | 40.00                      | 21.41      | 428.87                       | <50                    | <0.5    | <0.5    | <0.5          | <0.5          | <3   |           |      |          |         |
| 7/30/1998                  | P    |            | 32.00                   | 40.00                      | 26.41      | 423.87                       | <50                    | <0.5    | <0.5    | <0.5          | <0.5          | <3   |           | 9.56 | -        |         |
| 10/29/1998                 | P    |            | 32.00                   | 40.00                      | 31.33      | 418.95                       | <50                    | <0.5    | <0.5    | <0.5          | <0.5          | <3   |           | 1.0  | -        |         |

**Table 1. Summary of Groundwater Monitoring Data: Relative Water Elevations and Laboratory Analyses**  
**ARCO Service Station #0771, 899 Rincon Ave., Livermore, CA**

| Well ID and Date Monitored | P/NP | TOC (feet) | Top of Screen (ft bgs) | Bottom of Screen (ft bgs) | DTW (feet) | Water Level Elevation (feet) | Concentrations in µg/L |         |         |               |               | DO (mg/L) | pH | Footnote |
|----------------------------|------|------------|------------------------|---------------------------|------------|------------------------------|------------------------|---------|---------|---------------|---------------|-----------|----|----------|
|                            |      |            |                        |                           |            |                              | GRO/TPHg               | Benzene | Toluene | Ethyl-Benzene | Total Xylenes |           |    |          |
| MW-3 Cont.                 |      |            |                        |                           |            |                              |                        |         |         |               |               |           |    |          |
| 3/16/1999                  | P    | 450.28     | 32.00                  | 40.00                     | 24.61      | 425.67                       | <0.5                   | <0.5    | <0.5    | <0.5          | <0.5          | 1.0       | -  |          |
| 5/5/1999                   | P    |            | 32.00                  | 40.00                     | 25.75      | 424.53                       | <0.5                   | <0.5    | <0.5    | 0.6           | <0.5          | 4.43      | -  |          |
| 8/26/1999                  | P    |            | 32.00                  | 40.00                     | 28.49      | 421.79                       | 80                     | 0.6     | 0.6     | 0.6           | 1             | 1.69      | -  |          |
| 12/3/1999                  | P    |            | 32.00                  | 40.00                     | 31.45      | 418.83                       | <50                    | <0.5    | <0.5    | <0.5          | <1            | 2.26      | -  |          |
| 3/13/2000                  | P    |            | 32.00                  | 40.00                     | 22.18      | 428.10                       | <50                    | <0.5    | <0.5    | <0.5          | <1            | 4.41      | -  |          |
| 6/20/2000                  | P    |            | 32.00                  | 40.00                     | 26.03      | 424.25                       | <50.0                  | <0.500  | <0.500  | <0.500        | <0.500        | 2.3       | -  |          |
| 8/31/2000                  | --   |            | 32.00                  | 40.00                     | 28.75      | 421.53                       | --                     | --      | --      | --            | --            | --        | -  |          |
| 2/9/2001                   | --   |            | 32.00                  | 40.00                     | 31.04      | 419.24                       | --                     | --      | --      | --            | --            | --        | -  |          |
| 9/17/2001                  | --   |            | 32.00                  | 40.00                     | 29.04      | 421.24                       | --                     | --      | --      | --            | --            | --        | -  |          |
| 1/21/2002                  | --   |            | 32.00                  | 40.00                     | 28.81      | 421.47                       | --                     | --      | --      | --            | --            | --        | -  |          |
| 7/19/2002                  | --   |            | 32.00                  | 40.00                     | 28.92      | 421.36                       | --                     | --      | --      | --            | --            | --        | -  |          |
| 1/15/2003                  | --   |            | 32.00                  | 40.00                     | 22.88      | 427.40                       | --                     | --      | --      | --            | --            | --        | -  |          |
| 7/9/2003                   | --   |            | 32.00                  | 40.00                     | 28.00      | 422.28                       | --                     | --      | --      | --            | --            | --        | -  |          |
| 02/19/2004                 | --   |            | 32.00                  | 40.00                     | 25.29      | 424.99                       | --                     | --      | --      | --            | --            | --        | -  |          |
| 08/04/2004                 | --   | 452.75     | 32.00                  | 40.00                     | 27.40      | 425.35                       | --                     | --      | --      | --            | --            | --        | -  |          |
| 01/18/2005                 | --   |            | 32.00                  | 40.00                     | 22.76      | 429.99                       | --                     | --      | --      | --            | --            | --        | -  |          |
| 07/15/2005                 | --   |            | 32.00                  | 40.00                     | 25.95      | 426.80                       | --                     | --      | --      | --            | --            | --        | -  |          |
| 01/10/2006                 | --   |            | 32.00                  | 40.00                     | 21.18      | 431.57                       | --                     | --      | --      | --            | --            | --        | -  |          |
| 7/21/2006                  | --   |            | 32.00                  | 40.00                     | 25.73      | 427.02                       | --                     | --      | --      | --            | --            | --        | -  |          |
| 1/17/2007                  | --   |            | 32.00                  | 40.00                     | 30.51      | 422.24                       | --                     | --      | --      | --            | --            | --        | -  |          |
| 7/18/2007                  | --   |            | 32.00                  | 40.00                     | 29.53      | 423.22                       | --                     | --      | --      | --            | --            | --        | -  |          |
| 1/15/2008                  | --   |            | 32.00                  | 40.00                     | 27.65      | 425.10                       | --                     | --      | --      | --            | --            | --        | -  |          |
| 7/7/2008                   | --   |            | 32.00                  | 40.00                     | 33.38      | 419.37                       | --                     | --      | --      | --            | --            | --        | -  |          |
| 1/7/2009                   | --   |            | 32.00                  | 40.00                     | 34.09      | 418.66                       | --                     | --      | --      | --            | --            | --        | -  |          |
| 7/22/2009                  | --   |            | 32.00                  | 40.00                     | 34.98      | 417.77                       | --                     | --      | --      | --            | --            | --        | -  |          |
| 3/12/2010                  | --   |            | 32.00                  | 40.00                     | 25.89      | 426.86                       | --                     | --      | --      | --            | --            | --        | -  |          |
| 9/9/2010                   | --   |            | 32.00                  | 40.00                     | 31.13      | 421.62                       | --                     | --      | --      | --            | --            | --        | -  |          |
| 2/17/2011                  | --   |            | 32.00                  | 40.00                     | 30.28      | 422.47                       | --                     | --      | --      | --            | --            | --        | -  |          |
| 7/7/2011                   | --   |            | 32.00                  | 40.00                     | 30.48      | 422.27                       | --                     | --      | --      | --            | --            | --        | -  |          |
| 1/23/2012                  | --   |            | 32.00                  | 40.00                     | 34.29      | 418.46                       | --                     | --      | --      | --            | --            | --        | -  |          |

Table 1. Summary of Groundwater Monitoring Data: Relative Water Elevations and Laboratory Analyses  
 ARCO Service Station #0771, 899 Rincon Ave., Livermore, CA

| Well ID and Date Monitored | P/NP | TOC (feet) | Top of Screen (ft.bgs) | Bottom of Screen (ft.bgs) | DTW (feet) | Water Level Elevation (feet) | Concentrations in µg/L |         |         |               |               | DO (mg/L) | pH   | Footnote |      |
|----------------------------|------|------------|------------------------|---------------------------|------------|------------------------------|------------------------|---------|---------|---------------|---------------|-----------|------|----------|------|
|                            |      |            |                        |                           |            |                              | GRO/TPHg               | Benzene | Toluene | Ethyl-Benzene | Total Xylenes |           |      |          | MTBE |
| <b>MW-3 Cont.</b>          |      |            |                        |                           |            |                              |                        |         |         |               |               |           |      |          |      |
| 7/25/2012                  | -    | 452.75     | 32.00                  | 40.00                     | 37.39      | 415.36                       | -                      | -       | -       | -             | -             | -         | -    | -        | -    |
| 1/17/2013                  | -    |            | 32.00                  | 40.00                     | 29.24      | 423.51                       | -                      | -       | -       | -             | -             | -         | -    | -        | -    |
| 7/25/2013                  | P    |            | 32.00                  | 40.00                     | 34.87      | 417.88                       | <50                    | <0.50   | <0.50   | <1.0          | <1.0          | 3.95      | 7.38 |          |      |
| 1/29/2014                  | P    |            | 32.00                  | 40.00                     | 33.90      | 418.85                       | <50                    | <0.50   | <0.50   | <1.0          | <1.0          | 3.20      | 7.11 |          |      |
| <b>MW-4</b>                |      |            |                        |                           |            |                              |                        |         |         |               |               |           |      |          |      |
| 3/20/1995                  | -    | 451.09     | 26.00                  | 42.00                     | 22.68      | 428.41                       | 12,000                 | 1,000   | 100     | 450           | 700           | -         | -    | -        | -    |
| 6/2/1995                   | -    |            | 26.00                  | 42.00                     | 24.41      | 426.68                       | 9,000                  | 850     | 56      | 380           | 430           | -         | -    | -        | -    |
| 8/23/1995                  | -    |            | 26.00                  | 42.00                     | 27.72      | 423.37                       | 5,300                  | 400     | 25      | 240           | 170           | <100      | -    | -        | -    |
| 12/4/1995                  | -    |            | 26.00                  | 42.00                     | 29.85      | 421.24                       | 6,700                  | 100     | <10     | 90            | 38            | -         | -    | -        | -    |
| 2/20/1996                  | -    |            | 26.00                  | 42.00                     | 21.16      | 429.93                       | 7,000                  | 360     | 22      | 180           | 160           | <70       | -    | -        | -    |
| 5/15/1996                  | -    |            | 26.00                  | 42.00                     | 22.18      | 428.91                       | -                      | -       | -       | -             | -             | -         | -    | -        | -    |
| 8/13/1996                  | -    |            | 26.00                  | 42.00                     | 26.20      | 424.89                       | -                      | -       | -       | -             | -             | -         | -    | -        | -    |
| 11/13/1996                 | -    |            | 26.00                  | 42.00                     | 29.72      | 421.37                       | -                      | -       | -       | -             | -             | -         | -    | -        | -    |
| 3/26/1997                  | -    |            | 26.00                  | 42.00                     | 21.86      | 429.23                       | 8,900                  | 390     | 33      | 200           | 250           | <70       | -    | -        | -    |
| 5/15/1997                  | -    |            | 26.00                  | 42.00                     | 26.92      | 424.17                       | -                      | -       | -       | -             | -             | -         | -    | -        | -    |
| 8/26/1997                  | -    |            | 26.00                  | 42.00                     | 29.30      | 421.79                       | -                      | -       | -       | -             | -             | -         | -    | -        | -    |
| 11/5/1997                  | -    |            | 26.00                  | 42.00                     | 32.14      | 418.95                       | -                      | -       | -       | -             | -             | -         | -    | -        | -    |
| 2/18/1998                  | -    |            | 26.00                  | 42.00                     | 19.30      | 431.79                       | 5,300                  | 220     | 19      | 160           | 130           | 120       | -    | -        | -    |
| 5/20/1998                  | -    |            | 26.00                  | 42.00                     | 22.40      | 428.69                       | -                      | -       | -       | -             | -             | -         | -    | -        | -    |
| 7/30/1998                  | -    |            | 26.00                  | 42.00                     | 25.74      | 425.35                       | -                      | -       | -       | -             | -             | -         | -    | -        | -    |
| 10/29/1998                 | -    |            | 26.00                  | 42.00                     | 31.26      | 419.83                       | -                      | -       | -       | -             | -             | -         | -    | -        | -    |
| 3/16/1999                  | P    |            | 26.00                  | 42.00                     | 25.05      | 426.04                       | 1,900                  | 49      | <5      | 43            | <5            | 82        | 1.5  | -        | -    |
| 5/5/1999                   | -    |            | 26.00                  | 42.00                     | 26.15      | 424.94                       | -                      | -       | -       | -             | -             | -         | -    | -        | -    |
| 8/26/1999                  | -    |            | 26.00                  | 42.00                     | 28.60      | 422.49                       | -                      | -       | -       | -             | -             | -         | 1.43 | -        | -    |
| 12/3/1999                  | -    |            | 26.00                  | 42.00                     | 31.53      | 419.56                       | -                      | -       | -       | -             | -             | -         | -    | -        | -    |
| 3/13/2000                  | P    |            | 26.00                  | 42.00                     | 23.61      | 427.48                       | <50                    | <0.5    | <0.5    | <0.5          | <1            | <3        | 3.82 | -        | -    |
| 6/20/2000                  | -    |            | 26.00                  | 42.00                     | 26.38      | 424.71                       | -                      | -       | -       | -             | -             | -         | 0.4  | -        | -    |
| 8/31/2000                  | NP   |            | 26.00                  | 42.00                     | 29.55      | 421.54                       | <50.0                  | <0.500  | <0.500  | <0.500        | <0.500        | <2.50     | 1.04 | -        | -    |
| 2/9/2001                   | NP   |            | 26.00                  | 42.00                     | 30.30      | 420.79                       | <50.0                  | <0.500  | <0.500  | <0.500        | <0.500        | <2.50     | 1.39 | -        | -    |
| 9/17/2001                  | NP   |            | 26.00                  | 42.00                     | 29.90      | 421.19                       | 3,400                  | 51      | <5.0    | 16            | 23            | 360       | 0.92 | -        | -    |



**Table 1. Summary of Groundwater Monitoring Data: Relative Water Elevations and Laboratory Analyses**  
**ARCO Service Station #0771, 899 Rincon Ave., Livermore, CA**

| Well ID and Date Monitored | P/NP | TOC (feet) | Top of Screen (ft bgs) | Bottom of Screen (ft bgs) | DTW (feet) | Water Level Elevation (feet) | Concentrations in µg/L |         |         |               |               | DO (mg/L) | pH    | Footnote |          |
|----------------------------|------|------------|------------------------|---------------------------|------------|------------------------------|------------------------|---------|---------|---------------|---------------|-----------|-------|----------|----------|
|                            |      |            |                        |                           |            |                              | GRO/TPHg               | Benzene | Toluene | Ethyl-Benzene | Total Xylenes |           |       |          | MTBE     |
| <b>MW-4 Cont.</b>          |      |            |                        |                           |            |                              |                        |         |         |               |               |           |       |          |          |
| 1/21/2002                  | NP   | 451.09     | 26.00                  | 42.00                     | 29.51      | 421.58                       | 1,900                  | 140     | 12      | 27            | 48            | 300       | 1.03  | -        |          |
| 7/19/2002                  | NP   |            | 26.00                  | 42.00                     | 30.77      | 420.32                       | 2,700                  | 150     | 9.9     | <5.0          | <5.0          | 130       | 1.0   | 7.3      | a        |
| 1/15/2003                  | -    |            | 26.00                  | 42.00                     | 23.56      | 427.53                       | 4,800                  | 150     | 5.3     | 28            | 46            | 150       | 1.3   | 7.0      | a        |
| 7/9/2003                   | -    |            | 26.00                  | 42.00                     | 29.50      | 421.59                       | 3,000                  | 210     | 9.4     | 6             | 20            | 150       | 2.0   | 6.9      |          |
| 02/19/2004                 | P    |            | 26.00                  | 42.00                     | 26.35      | 424.74                       | 4,800                  | 270     | 11      | 25            | 19            | 180       | 1.8   | 6.2      | c        |
| 08/04/2004                 | NP   | 453.80     | 26.00                  | 42.00                     | 26.48      | 427.32                       | 4,200                  | 410     | 13      | 49            | 59            | 300       | 0.7   | 6.7      |          |
| 01/18/2005                 | P    |            | 26.00                  | 42.00                     | 23.15      | 430.65                       | 4,500                  | 250     | 9.5     | 62            | 22            | 160       | 1.2   | 6.9      |          |
| 07/15/2005                 | NP   |            | 26.00                  | 42.00                     | 28.13      | 425.67                       | 3,500                  | 230     | 6.1     | 19            | 15            | 230       | 0.5   | 7.0      |          |
| 01/10/2006                 | P    |            | 26.00                  | 42.00                     | 21.49      | 432.31                       | 5,500                  | 250     | 7.6     | 37            | 25            | 190       | 1.3   | 7.1      |          |
| 7/21/2006                  | NP   |            | 26.00                  | 42.00                     | 28.88      | 424.92                       | 66                     | 0.60    | <0.50   | 0.52          | 0.82          | 3.1       | 4.75  | 8.3      |          |
| 1/17/2007                  | NP   |            | 26.00                  | 42.00                     | 30.80      | 423.00                       | <50                    | <0.50   | <0.50   | <0.50         | <0.50         | 11        | 6.19  | 8.03     |          |
| 7/18/2007                  | NP   |            | 26.00                  | 42.00                     | 32.00      | 421.80                       | 2,400                  | 140     | 6.8     | 1.3           | 4.1           | 74        | 5.03  | 7.12     | f (MTBE) |
| 1/15/2008                  | NP   |            | 26.00                  | 42.00                     | 27.30      | 426.50                       | 220                    | 1.2     | <0.50   | <0.50         | 0.50          | 61        | 3.29  | 6.94     |          |
| 7/7/2008                   | NP   |            | 26.00                  | 42.00                     | 34.78      | 419.02                       | <50                    | 3.1     | <0.50   | <0.50         | 0.66          | 17        | 4.03  | 7.26     |          |
| 1/7/2009                   | NP   |            | 26.00                  | 42.00                     | 32.59      | 421.21                       | 110                    | 1.1     | <0.50   | <0.50         | <0.50         | 37        | 2.79  | 7.26     |          |
| 7/22/2009                  | NP   |            | 26.00                  | 42.00                     | 36.77      | 417.03                       | 3,000                  | 320     | 7.8     | 5.3           | 16            | 63        | 10.82 | 7.45     |          |
| 3/12/2010                  | NP   |            | 26.00                  | 42.00                     | 26.38      | 427.42                       | 1,700                  | 150     | 4.6     | 8.3           | 2.3           | 43        | 1.14  | 7.08     |          |
| 9/9/2010                   | NP   |            | 26.00                  | 42.00                     | 28.20      | 425.60                       | 3,300                  | 70      | <2.5    | 3.6           | 3.6           | 51        | -     | 6.8      |          |
| 2/17/2011                  | NP   |            | 26.00                  | 42.00                     | 30.62      | 423.18                       | 2,300                  | 59      | 2.2     | 2.2           | 5.0           | 33        | 1.03  | 7.8      | g (GRO)  |
| 7/7/2011                   | NP   |            | 26.00                  | 42.00                     | 27.98      | 425.82                       | 2,000                  | 79      | 2.7     | <2.5          | 3.3           | 57        | 0.70  | 6.9      | g (GRO)  |
| 1/23/2012                  | P    |            | 26.00                  | 42.00                     | 33.57      | 420.23                       | 980                    | 51      | 2.4     | <2.0          | <2.0          | 44        | 1.14  | 6.89     | g (GRO)  |
| 7/25/2012                  | P    |            | 26.00                  | 42.00                     | 35.81      | 417.99                       | 1,700                  | 86      | 4.1     | 1.1           | 4.6           | 49        | 3.45  | 7.23     |          |
| 8/31/2012                  | -    |            | 26.00                  | 42.00                     | 36.53      | 417.27                       | -                      | -       | -       | -             | -             | -         | -     | -        |          |
| 1/17/2013                  | P    |            | 26.00                  | 42.00                     | 28.31      | 425.49                       | 1,500                  | 460     | 12      | 8.0           | <5.0          | 110       | 1.16  | 7.62     |          |
| 7/25/2013                  | P    |            | 26.00                  | 42.00                     | 34.07      | 419.73                       | 1,200                  | 110     | 3.8     | 0.83          | 1.9           | 40        | 4.35  | 7.07     |          |
| 1/29/2014                  | P    |            | 26.00                  | 42.00                     | 33.25      | 420.55                       | 1,600                  | 83      | 3.5     | 0.98          | 1.7           | 29        | 2.54  | 6.97     |          |
| <b>MW-5</b>                |      |            |                        |                           |            |                              |                        |         |         |               |               |           |       |          |          |
| 3/20/1995                  | -    | 451.40     | 31.50                  | 41.00                     | 23.20      | 428.20                       | 26,000                 | 1,300   | 180     | 890           | 2,900         | -         | -     | -        |          |
| 6/2/1995                   | -    |            | 31.50                  | 41.00                     | 24.80      | 426.60                       | 39,000                 | 940     | 160     | 740           | 1,900         | -         | -     | -        |          |
| 8/23/1995                  | -    |            | 31.50                  | 41.00                     | 28.10      | 423.30                       | 14,000                 | 490     | 74      | 250           | 890           | <300      | -     | -        |          |

Table 1. Summary of Groundwater Monitoring Data: Relative Water Elevations and Laboratory Analyses  
 ARCO Service Station #0771, 899 Rincon Ave., Livermore, CA

| Well ID and Date Monitored | P/NP | TOC (feet) | Top of Screen (ft bgs) | Bottom of Screen (ft bgs) | DTW (feet) | Water Level Elevation (feet) | Concentrations in µg/L |         |         |               |               | DO (mg/L) | pH    | Footnote |      |
|----------------------------|------|------------|------------------------|---------------------------|------------|------------------------------|------------------------|---------|---------|---------------|---------------|-----------|-------|----------|------|
|                            |      |            |                        |                           |            |                              | GRO/TPHg               | Benzene | Toluene | Ethyl-Benzene | Total Xylenes |           |       |          | MTBE |
| MW-5 Cont.                 |      |            |                        |                           |            |                              |                        |         |         |               |               |           |       |          |      |
| 12/4/1995                  | --   | 451.40     | 31.50                  | 41.00                     | 29.83      | 421.57                       | 7,600                  | 230     | 13      | 61            | 80            | --        | --    |          |      |
| 2/20/1996                  | --   |            | 31.50                  | 41.00                     | 21.63      | 429.77                       | 4,300                  | 220     | 12      | 45            | 130           | <50       | --    |          |      |
| 5/15/1996                  | --   |            | 31.50                  | 41.00                     | 22.87      | 428.53                       | 2,200                  | 380     | 17      | 58            | 84            | <40       | --    |          |      |
| 8/13/1996                  | --   |            | 31.50                  | 41.00                     | 26.48      | 424.92                       | 1,700                  | 150     | 16      | 24            | 35            | 47        | --    |          |      |
| 11/13/1996                 | --   |            | 31.50                  | 41.00                     | 29.68      | 421.72                       | 850                    | 150     | 11      | 19            | 37            | 66        | --    |          |      |
| 3/26/1997                  | --   |            | 31.50                  | 41.00                     | 25.14      | 426.26                       | 2,400                  | 440     | 21      | 79            | 210           | 68        | --    |          |      |
| 5/15/1997                  | --   |            | 31.50                  | 41.00                     | 27.38      | 424.02                       | 3,900                  | 510     | 19      | 140           | 240           | 48        | --    |          |      |
| 8/26/1997                  | --   |            | 31.50                  | 41.00                     | 29.89      | 421.51                       | 76                     | 4.9     | <0.5    | 1.5           | 2             | 9         | --    |          |      |
| 11/5/1997                  | --   |            | 31.50                  | 41.00                     | 32.57      | 418.83                       | 63                     | 0.8     | <0.5    | <0.5          | 1.2           | 34        | --    |          |      |
| 2/18/1998                  | --   |            | 31.50                  | 41.00                     | 19.99      | 431.41                       | 6,200                  | 630     | 70      | 320           | 640           | 320       | --    |          |      |
| 5/20/1998                  | --   |            | 31.50                  | 41.00                     | 23.21      | 428.19                       | 2,300                  | 340     | 21      | 110           | 140           | 62        | --    |          |      |
| 7/30/1998                  | P    |            | 31.50                  | 41.00                     | 26.19      | 425.21                       | <50                    | 0.8     | <0.5    | 0.6           | 0.9           | <3        | 8.83  |          |      |
| 10/29/1998                 | NP   |            | 31.50                  | 41.00                     | 31.92      | 419.48                       | <50                    | <0.5    | <0.5    | <0.5          | <0.5          | <3        | 2.0   |          |      |
| 3/16/1999                  | P    |            | 31.50                  | 41.00                     | 25.80      | 425.60                       | 1,300                  | 170     | 8       | 59            | 65            | 120       | 2.0   |          |      |
| 5/5/1999                   | P    |            | 31.50                  | 41.00                     | 27.09      | 424.31                       | 320                    | 31      | 1.1     | 13            | 13            | 19        | 12.09 |          |      |
| 8/26/1999                  | P    |            | 31.50                  | 41.00                     | 29.67      | 421.73                       | 260                    | 13      | 1.7     | 4.2           | 6.3           | 150       | 1.31  |          |      |
| 12/3/1999                  | --   |            | 31.50                  | 41.00                     | --         | --                           | --                     | --      | --      | --            | --            | --        | --    |          | d    |
| 3/13/2000                  | P    |            | 31.50                  | 41.00                     | 24.51      | 426.89                       | <50                    | <0.5    | <0.5    | <0.5          | <1            | <3        | 4.41  |          |      |
| 6/20/2000                  | P    |            | 31.50                  | 41.00                     | 27.37      | 424.03                       | 60.8                   | 4.84    | <0.500  | 1.9           | 1.59          | <2.50     | 5.3   |          |      |
| 8/31/2000                  | P    |            | 31.50                  | 41.00                     | 30.21      | 421.19                       | <50.0                  | 1.18    | <0.500  | <0.500        | <0.500        | 3.83      | 0.97  |          |      |
| 2/9/2001                   | --   |            | 31.50                  | 41.00                     | 30.19      | 421.21                       | --                     | --      | --      | --            | --            | --        | --    |          |      |
| 9/17/2001                  | P    |            | 31.50                  | 41.00                     | 30.71      | 420.69                       | 2,700                  | 120     | 10      | 90            | 77            | 330       | 0.81  |          |      |
| 1/21/2002                  | --   |            | 31.50                  | 41.00                     | 30.40      | 421.00                       | --                     | --      | --      | --            | --            | --        | --    |          |      |
| 7/19/2002                  | P    |            | 31.50                  | 41.00                     | 31.93      | 419.47                       | 1,600                  | 170     | 7       | 120           | <5.0          | 180       | 1.7   |          | a    |
| 1/15/2003                  | --   |            | 31.50                  | 41.00                     | 23.12      | 428.28                       | --                     | --      | --      | --            | --            | --        | --    |          |      |
| 7/9/2003                   | --   |            | 31.50                  | 41.00                     | 30.95      | 420.45                       | 2,000                  | 160     | 5.7     | 67            | 27            | 260       | 1.5   |          |      |
| 02/19/2004                 | --   |            | 31.50                  | 41.00                     | 26.73      | 424.67                       | --                     | --      | --      | --            | --            | --        | --    |          |      |
| 08/04/2004                 | P    | 453.52     | 31.50                  | 41.00                     | 26.61      | 426.91                       | 2,100                  | 250     | 5.3     | 73            | 22            | 250       | 2.7   |          |      |
| 01/18/2005                 | --   |            | 31.50                  | 41.00                     | 24.10      | 429.42                       | --                     | --      | --      | --            | --            | --        | --    |          |      |
| 07/15/2005                 | P    |            | 31.50                  | 41.00                     | 29.27      | 424.25                       | 1,600                  | 61      | <5.0    | 8.7           | <5.0          | 270       | 2.1   |          |      |

Table 1. Summary of Groundwater Monitoring Data: Relative Water Elevations and Laboratory Analyses  
 ARCO Service Station #0771, 899 Rincon Ave., Livermore, CA

| Well ID and Date Monitored | P/NP | TOC (feet) | Top of Screen (ft bgs) | Bottom of Screen (ft bgs) | DTW (feet) | Water Level Elevation (feet) | Concentrations in µg/L |         |         |               |               | DO (mg/L) | pH   | Footnote |         |
|----------------------------|------|------------|------------------------|---------------------------|------------|------------------------------|------------------------|---------|---------|---------------|---------------|-----------|------|----------|---------|
|                            |      |            |                        |                           |            |                              | GRO/TPHg               | Benzene | Toluene | Ethyl-Benzene | Total Xylenes |           |      |          | MTBE    |
| <b>MW-5 Cont.</b>          |      |            |                        |                           |            |                              |                        |         |         |               |               |           |      |          |         |
| 01/10/2006                 | --   | 453.52     | 31.50                  | 41.00                     | 22.19      | 431.33                       | --                     | --      | --      | --            | --            | --        | --   | --       |         |
| 7/21/2006                  | P    |            | 31.50                  | 41.00                     | 30.36      | 423.16                       | 29                     | <5.0    | 7.5     | 11            | 14            | 2.98      | 7.1  |          |         |
| 1/17/2007                  | --   |            | 31.50                  | 41.00                     | 31.77      | 421.75                       | --                     | --      | --      | --            | --            | --        | --   |          |         |
| 7/18/2007                  | NP   |            | 31.50                  | 41.00                     | 33.42      | 420.10                       | 36                     | 0.84    | 0.97    | 2.2           | 1.10          | 1.73      | 7.50 |          |         |
| 1/15/2008                  | --   |            | 31.50                  | 41.00                     | 28.60      | 424.92                       | --                     | --      | --      | --            | --            | --        | --   |          |         |
| 7/7/2008                   | NP   |            | 31.50                  | 41.00                     | 35.80      | 417.72                       | <50                    | <0.50   | <0.50   | <0.50         | <0.50         | 7.55      | 7.79 |          |         |
| 1/7/2009                   | --   |            | 31.50                  | 41.00                     | 33.14      | 420.38                       | --                     | --      | --      | --            | --            | --        | --   |          |         |
| 7/22/2009                  | NP   |            | 31.50                  | 41.00                     | 37.84      | 415.68                       | 100                    | <0.50   | <0.50   | <0.50         | 12            | 12.34     | 7.24 |          |         |
| 3/12/2010                  | --   |            | 31.50                  | 41.00                     | 27.29      | 426.23                       | --                     | --      | --      | --            | --            | --        | --   |          |         |
| 9/9/2010                   | P    |            | 31.50                  | 41.00                     | 28.96      | 424.56                       | 1,000                  | 1.4     | 0.55    | 3.2           | 10            | --        | 6.9  |          |         |
| 2/17/2011                  | --   |            | 31.50                  | 41.00                     | 31.49      | 422.03                       | --                     | --      | --      | --            | --            | --        | --   |          |         |
| 7/7/2011                   | P    |            | 31.50                  | 41.00                     | 28.72      | 424.80                       | 620                    | 0.60    | <0.50   | 0.61          | 4.6           | 1.60      | 7.0  |          | 6 (GRO) |
| 1/23/2012                  | --   |            | 31.50                  | 41.00                     | 33.27      | 420.25                       | --                     | --      | --      | --            | --            | --        | --   |          |         |
| 7/25/2012                  | P    |            | 31.50                  | 41.00                     | 36.29      | 417.23                       | 500                    | 1.1     | <0.50   | 2.6           | 11            | 3.07      | 7.23 |          |         |
| 1/17/2013                  | --   |            | 31.50                  | 41.00                     | 29.11      | 424.41                       | --                     | --      | --      | --            | --            | --        | --   |          |         |
| 7/25/2013                  | P    |            | 31.50                  | 41.00                     | 34.65      | 418.87                       | 1,100                  | 2.9     | 90      | 28            | 22            | 5.11      | 7.07 |          |         |
| 1/29/2014                  | P    |            | 31.50                  | 41.00                     | 33.85      | 419.67                       | 930                    | 1.9     | 26      | 11            | 9.2           | 2.33      | 6.80 |          |         |
| <b>MW-6</b>                |      |            |                        |                           |            |                              |                        |         |         |               |               |           |      |          |         |
| 3/20/1995                  | --   | 451.37     | 32.00                  | 42.00                     | 25.19      | 426.18                       | 2,600                  | 87      | 82      | 140           | --            | --        | --   |          |         |
| 6/2/1995                   | --   |            | 32.00                  | 42.00                     | 25.75      | 425.62                       | 1,600                  | 7.9     | 40      | 26            | --            | --        | --   |          |         |
| 8/23/1995                  | --   |            | 32.00                  | 42.00                     | 29.53      | 421.84                       | 1,400                  | 2.5     | 36      | 13            | <20           | --        | --   |          |         |
| 12/4/1995                  | --   |            | 32.00                  | 42.00                     | 32.28      | 419.09                       | 2,500                  | 5.8     | 59      | 13            | --            | --        | --   |          |         |
| 2/20/1996                  | --   |            | 32.00                  | 42.00                     | 22.27      | 429.10                       | 2,500                  | 16      | 73      | 12            | <30           | --        | --   |          |         |
| 5/15/1996                  | --   |            | 32.00                  | 42.00                     | 23.86      | 427.51                       | 2,000                  | 6.4     | 47      | 25            | <15           | --        | --   |          |         |
| 8/13/1996                  | --   |            | 32.00                  | 42.00                     | 28.55      | 422.82                       | 3,800                  | 8.2     | 69      | 25            | <20           | --        | --   |          |         |
| 11/13/1996                 | --   |            | 32.00                  | 42.00                     | 32.04      | 419.33                       | 1,900                  | 3.3     | 55      | 8.5           | 16            | --        | --   |          |         |
| 3/26/1997                  | --   |            | 32.00                  | 42.00                     | 26.84      | 424.53                       | 1,800                  | 5       | 32      | 15            | <30           | --        | --   |          |         |
| 5/15/1997                  | --   |            | 32.00                  | 42.00                     | 29.58      | 421.79                       | 2,400                  | 3       | 29      | 9             | <12           | --        | --   |          |         |
| 8/26/1997                  | --   |            | 32.00                  | 42.00                     | 32.67      | 418.70                       | 1,400                  | 6       | 33      | 10            | <12           | --        | --   |          |         |
| 11/5/1997                  | --   |            | 32.00                  | 42.00                     | 34.62      | 416.75                       | 690                    | 2.7     | 18      | 3.4           | 9             | --        | --   |          |         |

**Table 1. Summary of Groundwater Monitoring Data: Relative Water Elevations and Laboratory Analyses**  
**ARCO Service Station #0771, 899 Rincon Ave., Livermore, CA**

| Well ID and Date Monitored | P/NP | TOC (feet) | Top of Screen (ft.bgs) | Bottom of Screen (ft.bgs) | DTW (feet) | Water Level Elevation (feet) | Concentrations in µg/L |         |         |               |               | DO (mg/L) | pH   | Footnote |      |
|----------------------------|------|------------|------------------------|---------------------------|------------|------------------------------|------------------------|---------|---------|---------------|---------------|-----------|------|----------|------|
|                            |      |            |                        |                           |            |                              | GRO/TPHg               | Benzene | Toluene | Ethyl-Benzene | Total Xylenes |           |      |          | MTBE |
| MW-5 Cont.                 |      |            |                        |                           |            |                              |                        |         |         |               |               |           |      |          |      |
| 2/18/1998                  | -    | 451.37     | 32.00                  | 42.00                     | 20.09      | 431.28                       | 1,800                  | 74      | 5       | 24            | 12            | 19        | -    | -        |      |
| 5/20/1998                  | -    |            | 32.00                  | 42.00                     | 24.05      | 427.32                       | 1,900                  | 280     | 4       | 31            | 16            | 9         | -    | -        |      |
| 7/30/1998                  | P    |            | 32.00                  | 42.00                     | 28.72      | 422.65                       | 2,300                  | 110     | 7       | 36            | 20            | <15       | -    | -        |      |
| 10/29/1998                 | P    |            | 32.00                  | 42.00                     | 32.77      | 418.60                       | 2,500                  | 14      | 13      | 17            | 12            | <12       | 1.0  | -        |      |
| 3/16/1999                  | P    |            | 32.00                  | 42.00                     | 26.45      | 424.92                       | 1,200                  | 65      | 4       | 27            | 13            | 18        | 0.5  | -        |      |
| 5/5/1999                   | P    |            | 32.00                  | 42.00                     | 27.86      | 423.51                       | 2,200                  | 53      | 4       | 26            | 6             | 25        | 5.59 | -        |      |
| 8/26/1999                  | P    |            | 32.00                  | 42.00                     | 30.49      | 420.88                       | 1,100                  | 11      | 6       | 10            | 4             | 13        | 2.35 | -        |      |
| 12/3/1999                  | P    |            | 32.00                  | 42.00                     | 32.35      | 419.02                       | 370                    | <0.5    | <0.5    | 0.8           | <1            | 4         | 2.36 | -        |      |
| 3/13/2000                  | P    |            | 32.00                  | 42.00                     | 28.36      | 423.01                       | 54                     | 2.1     | 0.5     | 0.9           | 1.4           | <3        | 4.22 | -        |      |
| 6/20/2000                  | P    |            | 32.00                  | 42.00                     | 28.35      | 423.02                       | 195                    | 1.83    | <0.500  | 0.528         | <0.500        | <2.50     | 3.5  | -        |      |
| 8/31/2000                  | P    |            | 32.00                  | 42.00                     | 30.20      | 421.17                       | 276                    | 3.52    | 0.788   | 1.15          | 0.621         | 8.73      | 7.0  | -        | b    |
| 2/9/2001                   | -    |            | 32.00                  | 42.00                     | 30.70      | 420.67                       | 222                    | 4.49    | 2.73    | 0.579         | 0.523         | 57.1      | -    | -        |      |
| 2/9/2001                   | P    |            | 32.00                  | 42.00                     | 30.70      | 420.67                       | 253                    | 5.44    | 2.93    | 0.924         | 0.977         | 48.9      | 0.59 | -        | b    |
| 9/17/2001                  | -    |            | 32.00                  | 42.00                     | 30.94      | 420.43                       | <50                    | <0.50   | <0.50   | <0.50         | <0.50         | <2.5      | -    | -        |      |
| 9/17/2001                  | P    |            | 32.00                  | 42.00                     | 30.94      | 420.43                       | <50                    | <0.50   | <0.50   | <0.50         | <0.50         | <2.5      | 2.79 | -        |      |
| 1/21/2002                  | P    |            | 32.00                  | 42.00                     | 30.55      | 420.82                       | <50                    | <0.50   | <0.50   | <0.50         | <0.50         | <5.0      | 1.9  | -        |      |
| 7/19/2002                  | P    |            | 32.00                  | 42.00                     | 30.27      | 421.10                       | 60                     | 2       | <0.50   | <0.50         | <0.50         | <0.50     | 3.5  | 7.9      | a    |
| 1/15/2003                  | -    |            | 32.00                  | 42.00                     | 22.86      | 428.51                       | 83                     | 9.1     | <0.50   | 3.4           | 4.6           | 1         | 2.5  | 7.2      | a    |
| 7/9/2003                   | P    |            | 32.00                  | 42.00                     | 29.41      | 421.96                       | 110                    | <0.50   | <0.50   | <0.50         | <0.50         | 0.98      | 2.6  | 7.1      |      |
| 02/19/2004                 | -    |            | 32.00                  | 42.00                     | 43.25      | 408.12                       | -                      | -       | -       | -             | -             | -         | -    | -        |      |
| 08/04/2004                 | P    | 453.83     | 32.00                  | 42.00                     | 27.71      | 426.12                       | 540                    | 36      | 3.8     | 17            | 24            | 5.2       | 3.5  | 7.1      |      |
| 01/18/2005                 | -    |            | 32.00                  | 42.00                     | 24.56      | 429.27                       | -                      | -       | -       | -             | -             | -         | -    | -        |      |
| 07/15/2005                 | P    |            | 32.00                  | 42.00                     | 27.61      | 426.22                       | 4,600                  | 210     | 44      | 150           | 670           | 32        | 3.5  | 7.1      |      |
| 01/10/2006                 | -    |            | 32.00                  | 42.00                     | 23.75      | 430.08                       | -                      | -       | -       | -             | -             | -         | -    | -        |      |
| 7/21/2006                  | P    |            | 32.00                  | 42.00                     | 27.96      | 425.87                       | 260                    | <0.50   | <0.50   | <0.50         | 0.86          | 5.1       | 2.60 | 7.2      |      |
| 1/17/2007                  | -    |            | 32.00                  | 42.00                     | 30.57      | 423.26                       | -                      | -       | -       | -             | -             | -         | -    | -        |      |
| 7/18/2007                  | P    |            | 32.00                  | 42.00                     | 30.96      | 422.87                       | <50                    | <0.50   | <0.50   | <0.50         | <0.50         | <0.50     | 4.95 | 7.57     |      |
| 1/15/2008                  | -    |            | 32.00                  | 42.00                     | 28.89      | 424.94                       | -                      | -       | -       | -             | -             | -         | -    | -        |      |
| 7/7/2008                   | NP   |            | 32.00                  | 42.00                     | 34.57      | 419.26                       | <50                    | <0.50   | <0.50   | <0.50         | <0.50         | <0.50     | 6.00 | 7.19     |      |
| 1/7/2009                   | -    |            | 32.00                  | 42.00                     | 34.75      | 419.08                       | -                      | -       | -       | -             | -             | -         | -    | -        |      |

**Table 1. Summary of Groundwater Monitoring Data: Relative Water Elevations and Laboratory Analyses**  
**ARCO Service Station #0771, 899 Rincon Ave., Livermore, CA**

| Well ID and Date Monitored | P/NP | TOC (feet) | Top of Screen (ft bgs) | Bottom of Screen (ft bgs) | DTW (feet) | Water Level Elevation (feet) | Concentrations in µg/L |         |         |               |               |       | DO (mg/L) | pH      | Footnote |
|----------------------------|------|------------|------------------------|---------------------------|------------|------------------------------|------------------------|---------|---------|---------------|---------------|-------|-----------|---------|----------|
|                            |      |            |                        |                           |            |                              | GRO/TPHg               | Benzene | Toluene | Ethyl-Benzene | Total Xylenes | MTBE  |           |         |          |
| <b>MW-5 Cont.</b>          |      |            |                        |                           |            |                              |                        |         |         |               |               |       |           |         |          |
| 7/22/2009                  | NP   | 453.83     | 32.00                  | 42.00                     | 35.84      | 417.99                       | <50                    | <0.50   | <0.50   | <0.50         | <0.50         | <0.50 | 16.67     | 7.68    |          |
| 3/12/2010                  | -    |            | 32.00                  | 42.00                     | 27.89      | 425.94                       | -                      | -       | -       | -             | -             | -     | -         | -       |          |
| 9/9/2010                   | NP   |            | 32.00                  | 42.00                     | 33.06      | 420.77                       | <50                    | <0.50   | <0.50   | <0.50         | <0.50         | <0.50 | -         | 7.2     |          |
| 2/17/2011                  | -    |            | 32.00                  | 42.00                     | 32.60      | 421.23                       | -                      | -       | -       | -             | -             | -     | -         | -       |          |
| 7/7/2011                   | NP   |            | 32.00                  | 42.00                     | 32.72      | 421.11                       | 430                    | <0.50   | <0.50   | <0.50         | <0.50         | 2.04  | 7.1       | g (GRO) |          |
| 1/23/2012                  | -    |            | 32.00                  | 42.00                     | 35.61      | 418.22                       | -                      | -       | -       | -             | -             | -     | -         | -       |          |
| 7/25/2012                  | P    |            | 32.00                  | 42.00                     | 38.78      | 415.05                       | 500                    | 3.3     | <0.50   | <0.50         | <0.50         | 1.7   | 3.07      | 7.45    |          |
| 1/17/2013                  | -    |            | 32.00                  | 42.00                     | 31.11      | 422.72                       | -                      | -       | -       | -             | -             | -     | -         | -       |          |
| 7/25/2013                  | P    |            | 32.00                  | 42.00                     | 36.50      | 417.33                       | 550                    | 9.1     | 0.84    | <0.50         | <0.50         | <1.0  | 5.27      | 7.35    |          |
| 1/29/2014                  | P    |            | 32.00                  | 42.00                     | 36.39      | 417.44                       | 220                    | <0.50   | <0.50   | <0.50         | <0.50         | <1.0  | 2.73      | 7.17    |          |
| <b>MW-7</b>                |      |            |                        |                           |            |                              |                        |         |         |               |               |       |           |         |          |
| 3/20/1995                  | -    | 450.33     | 30.00                  | 40.00                     | 22.07      | 428.26                       | 31,000                 | 2,300   | 400     | 620           | 2,900         | -     | -         | -       |          |
| 6/2/1995                   | -    |            | 30.00                  | 40.00                     | 23.42      | 426.91                       | 40,000                 | 1,400   | 280     | 610           | 2,400         | -     | -         | -       |          |
| 8/23/1995                  | -    |            | 30.00                  | 40.00                     | 27.13      | 423.20                       | 25,000                 | 1,400   | 200     | 600           | 1,600         | 350   | -         | -       |          |
| 12/4/1995                  | -    |            | 30.00                  | 40.00                     | 29.45      | 420.88                       | 23,000                 | 1,100   | 74      | 490           | 720           | -     | -         | -       |          |
| 2/20/1996                  | -    |            | 30.00                  | 40.00                     | 20.25      | 430.08                       | 39,000                 | 1,200   | 140     | 640           | 1,800         | <400  | -         | -       |          |
| 5/15/1996                  | -    |            | 30.00                  | 40.00                     | 21.38      | 428.95                       | -                      | -       | -       | -             | -             | -     | -         | -       |          |
| 8/13/1996                  | -    |            | 30.00                  | 40.00                     | 25.52      | 424.81                       | -                      | -       | -       | -             | -             | -     | -         | -       |          |
| 11/13/1996                 | -    |            | 30.00                  | 40.00                     | 29.38      | 420.95                       | -                      | -       | -       | -             | -             | -     | -         | -       |          |
| 3/26/1997                  | -    |            | 30.00                  | 40.00                     | 24.36      | 425.97                       | 35,000                 | 1,100   | 180     | 460           | 1,700         | <300  | -         | -       |          |
| 5/15/1997                  | -    |            | 30.00                  | 40.00                     | 26.90      | 423.43                       | -                      | -       | -       | -             | -             | -     | -         | -       |          |
| 8/26/1997                  | -    |            | 30.00                  | 40.00                     | 30.21      | 420.12                       | -                      | -       | -       | -             | -             | -     | -         | -       |          |
| 11/5/1997                  | -    |            | 30.00                  | 40.00                     | 32.49      | 417.84                       | -                      | -       | -       | -             | -             | -     | -         | -       |          |
| 2/18/1998                  | -    |            | 30.00                  | 40.00                     | 18.10      | 432.23                       | 19,000                 | 1,100   | 120     | 460           | 1,700         | 240   | -         | -       |          |
| 5/20/1998                  | -    |            | 30.00                  | 40.00                     | 21.68      | 428.65                       | -                      | -       | -       | -             | -             | -     | -         | -       |          |
| 7/30/1998                  | -    |            | 30.00                  | 40.00                     | 26.07      | 424.26                       | -                      | -       | -       | -             | -             | -     | -         | -       |          |
| 10/29/1998                 | -    |            | 30.00                  | 40.00                     | 31.13      | 419.20                       | -                      | -       | -       | -             | -             | -     | -         | -       |          |
| 3/16/1999                  | P    |            | 30.00                  | 40.00                     | 24.45      | 425.88                       | 8,600                  | 430     | 51      | 200           | 680           | <120  | 1.5       | -       |          |
| 5/5/1999                   | -    |            | 30.00                  | 40.00                     | 25.84      | 424.49                       | -                      | -       | -       | -             | -             | -     | -         | -       |          |
| 8/26/1999                  | -    |            | 30.00                  | 40.00                     | 28.28      | 422.05                       | -                      | -       | -       | -             | -             | -     | 1.51      | -       |          |

Table 1. Summary of Groundwater Monitoring Data: Relative Water Elevations and Laboratory Analyses  
 ARCO Service Station #0771, 899 Rincon Ave., Livermore, CA

| Well ID and Date Monitored | P/N/P | TOC (feet) | Top of Screen (ft. bgs) | Bottom of Screen (ft. bgs) | DTW (feet) | Water Level Elevation (feet) | Concentrations in µg/L |         |         |               |               | DO (mg/L) | pH   | Footnote |         |
|----------------------------|-------|------------|-------------------------|----------------------------|------------|------------------------------|------------------------|---------|---------|---------------|---------------|-----------|------|----------|---------|
|                            |       |            |                         |                            |            |                              | GRO/TPHg               | Benzene | Toluene | Ethyl-Benzene | Total Xylenes |           |      |          | MTBE    |
| MW-7 Cont.                 |       |            |                         |                            |            |                              |                        |         |         |               |               |           |      |          |         |
| 12/3/1999                  | -     | 450.33     | 30.00                   | 40.00                      | 31.57      | 418.76                       | -                      | -       | -       | -             | -             | -         | -    | -        | d       |
| 3/13/2000                  | -     |            | 30.00                   | 40.00                      | -          | -                            | -                      | -       | -       | -             | -             | -         | -    | -        | -       |
| 6/20/2000                  | -     |            | 30.00                   | 40.00                      | 25.91      | 424.42                       | -                      | -       | -       | -             | -             | 5.4       | -    | -        | -       |
| 8/31/2000                  | -     |            | 30.00                   | 40.00                      | 28.40      | 421.93                       | 344                    | 58.9    | 276     | 581           | 202           | 0.09      | -    | -        | -       |
| 2/9/2001                   | -     |            | 30.00                   | 40.00                      | 30.04      | 420.29                       | 203                    | 12      | 17.9    | 49.4          | 128           | 1.55      | -    | -        | -       |
| 9/17/2001                  | P     |            | 30.00                   | 40.00                      | 29.03      | 421.30                       | 200                    | 14      | 9.9     | 27            | 160           | 0.29      | -    | -        | b       |
| 1/21/2002                  | -     |            | 30.00                   | 40.00                      | 28.98      | 421.35                       | 280                    | 17      | 41      | 50            | 97            | -         | -    | -        | -       |
| 1/21/2002                  | P     |            | 30.00                   | 40.00                      | 28.98      | 421.35                       | 350                    | 20      | 52      | 63            | 99            | 0.81      | -    | -        | -       |
| 7/19/2002                  | P     |            | 30.00                   | 40.00                      | 28.70      | 421.63                       | 5,700                  | 31      | 330     | 160           | 64            | 0.7       | 7.3  | -        | a       |
| 1/15/2003                  | -     |            | 30.00                   | 40.00                      | 21.91      | 428.42                       | 12,000                 | 19      | 340     | 310           | 91            | 1.5       | 7.0  | -        | a       |
| 7/9/2003                   | P     |            | 30.00                   | 40.00                      | 27.88      | 422.45                       | 6,700                  | 23      | 280     | 92            | 110           | 1.0       | 6.9  | -        | -       |
| 02/19/2004                 | P     |            | 30.00                   | 40.00                      | 25.12      | 425.21                       | 8,900                  | 24      | 470     | 120           | 100           | 0.8       | 6.6  | -        | -       |
| 08/04/2004                 | P     | 452.70     | 30.00                   | 40.00                      | 25.92      | 426.78                       | 9,100                  | 29      | 460     | 130           | 140           | 0.6       | 7.2  | -        | c       |
| 01/18/2005                 | P     |            | 30.00                   | 40.00                      | 22.31      | 430.39                       | 16,000                 | 33      | 590     | 220           | 87            | 1.0       | 6.9  | -        | -       |
| 07/15/2005                 | P     |            | 30.00                   | 40.00                      | 27.20      | 425.50                       | 12,000                 | 38      | 490     | 220           | 150           | 1.5       | 6.9  | -        | -       |
| 01/10/2006                 | P     |            | 30.00                   | 40.00                      | 20.61      | 432.09                       | 13,000                 | 50      | 760     | 330           | 120           | 0.8       | 7.1  | -        | -       |
| 7/21/2006                  | P     |            | 30.00                   | 40.00                      | 28.10      | 424.60                       | 8,000                  | <50     | 380     | 180           | 54            | 3.20      | 7.8  | -        | -       |
| 1/17/2007                  | P     |            | 30.00                   | 40.00                      | 29.70      | 423.00                       | 5,600                  | 16      | 26      | 12            | 3.1           | 1.08      | 7.83 | -        | -       |
| 7/18/2007                  | P     |            | 30.00                   | 40.00                      | 29.73      | 422.97                       | 2,400                  | 2.8     | 9.1     | 7.3           | 67            | 4.86      | 7.67 | -        | -       |
| 1/15/2008                  | P     |            | 30.00                   | 40.00                      | 26.18      | 426.52                       | 3,500                  | 3.6     | 9.0     | 29            | 26            | 3.16      | 7.07 | -        | -       |
| 7/7/2008                   | NP    |            | 30.00                   | 40.00                      | 33.10      | 419.60                       | 70                     | <0.50   | <0.50   | <0.50         | 0.69          | 7.81      | 8.24 | -        | -       |
| 1/7/2009                   | NP    |            | 30.00                   | 40.00                      | 33.21      | 419.49                       | <50                    | 1.5     | <0.50   | <0.50         | <0.50         | 3.00      | 7.73 | -        | -       |
| 7/22/2009                  | NP    |            | 30.00                   | 40.00                      | 34.54      | 418.16                       | <50                    | <0.50   | <0.50   | <0.50         | 0.53          | 11.95     | 7.65 | -        | -       |
| 3/12/2010                  | P     |            | 30.00                   | 40.00                      | 25.46      | 427.24                       | 2,600                  | 1.0     | 14      | 9.1           | 11            | 0.42      | 8.07 | -        | -       |
| 9/9/2010                   | NP    |            | 30.00                   | 40.00                      | 30.10      | 422.60                       | 2,800                  | 11      | 32      | 46            | 110           | -         | -    | -        | -       |
| 2/17/2011                  | -     |            | 30.00                   | 40.00                      | 29.71      | 422.99                       | -                      | -       | -       | -             | -             | -         | -    | -        | -       |
| 7/7/2011                   | NP    |            | 30.00                   | 40.00                      | 29.68      | 423.02                       | 2,600                  | 310     | 7.5     | 46            | 150           | 0.77      | 6.9  | -        | g (GRO) |
| 1/23/2012                  | P     |            | 30.00                   | 40.00                      | 34.59      | 418.11                       | 2,100                  | 330     | 10      | 24            | 150           | 0.86      | 6.76 | -        | -       |
| 7/25/2012                  | -     |            | 30.00                   | 40.00                      | 36.16      | 416.54                       | -                      | -       | -       | -             | -             | 3.67      | 7.09 | -        | i       |
| 8/31/2012                  | P     |            | 30.00                   | 40.00                      | 37.08      | 415.62                       | 15,000                 | 16      | 31      | 51            | 120           | 2.52      | 7.42 | -        | k       |

**Table 1. Summary of Groundwater Monitoring Data: Relative Water Elevations and Laboratory Analyses**  
**ARCO Service Station #0771, 899 Rincon Ave., Livermore, CA**

| Well ID and Date Monitored | P/NP | TOC (feet) | Top of Screen (ft bgs) | Bottom of Screen (ft bgs) | DTW (feet) | Water Level Elevation (feet) | Concentrations in µg/L |         |         |               |               | DO (mg/L) | pH   | Footnote |      |
|----------------------------|------|------------|------------------------|---------------------------|------------|------------------------------|------------------------|---------|---------|---------------|---------------|-----------|------|----------|------|
|                            |      |            |                        |                           |            |                              | GRO/TPHg               | Benzene | Toluene | Ethyl-Benzene | Total Xylenes |           |      |          | MTBE |
| <b>MW-7 Cont.</b>          |      |            |                        |                           |            |                              |                        |         |         |               |               |           |      |          |      |
| 1/17/2013                  | P    | 452.70     | 30.00                  | 40.00                     | 27.53      | 425.17                       | 3.100                  | 430     | 10      | 10            | 42            | 120       | 1.21 | 7.58     |      |
| 7/25/2013                  | -    | -          | 30.00                  | 40.00                     | 33.69      | 419.01                       | 5,300                  | 770     | 17      | 14            | 40            | 170       | -    | -        | j    |
| 1/29/2014                  | P    | -          | 30.00                  | 40.00                     | 32.75      | 419.95                       | 4,200                  | 490     | 8.4     | 13            | 32            | 170       | 2.58 | 6.90     |      |
| <b>MW-8</b>                |      |            |                        |                           |            |                              |                        |         |         |               |               |           |      |          |      |
| 3/20/1995                  | -    | 449.43     | 27.50                  | 42.50                     | 24.75      | 424.68                       | <50                    | <0.5    | <0.5    | <0.5          | <0.5          | -         | -    | -        | -    |
| 6/2/1995                   | -    | -          | 27.50                  | 42.50                     | 24.95      | 424.48                       | -                      | -       | -       | -             | -             | -         | -    | -        | -    |
| 8/23/1995                  | -    | -          | 27.50                  | 42.50                     | 30.94      | 418.49                       | <50                    | <0.5    | <0.5    | <0.5          | <0.5          | <3        | -    | -        | -    |
| 12/4/1995                  | -    | -          | 27.50                  | 42.50                     | 31.99      | 417.44                       | -                      | -       | -       | -             | -             | -         | -    | -        | -    |
| 2/20/1996                  | -    | -          | 27.50                  | 42.50                     | 21.13      | 428.30                       | <50                    | <0.5    | <0.5    | <0.5          | <0.5          | <3        | -    | -        | -    |
| 5/15/1996                  | -    | -          | 27.50                  | 42.50                     | 21.96      | 427.47                       | -                      | -       | -       | -             | -             | -         | -    | -        | -    |
| 8/13/1996                  | -    | -          | 27.50                  | 42.50                     | 30.20      | 419.23                       | <50                    | <0.5    | <0.5    | <0.5          | <0.5          | <3        | -    | -        | -    |
| 11/13/1996                 | -    | -          | 27.50                  | 42.50                     | 33.24      | 416.19                       | -                      | -       | -       | -             | -             | -         | -    | -        | -    |
| 3/26/1997                  | -    | -          | 27.50                  | 42.50                     | 26.85      | 422.58                       | <50                    | <0.5    | <0.5    | <0.5          | <0.5          | <3        | -    | -        | -    |
| 5/15/1997                  | -    | -          | 27.50                  | 42.50                     | 29.69      | 419.74                       | -                      | -       | -       | -             | -             | -         | -    | -        | -    |
| 8/26/1997                  | -    | -          | 27.50                  | 42.50                     | 34.00      | 415.43                       | <50                    | <0.5    | <0.5    | <0.5          | <0.5          | <3        | -    | -        | -    |
| 11/5/1997                  | -    | -          | 27.50                  | 42.50                     | 35.94      | 413.49                       | -                      | -       | -       | -             | -             | -         | -    | -        | -    |
| 2/18/1998                  | -    | -          | 27.50                  | 42.50                     | 18.18      | 431.25                       | <50                    | 0.6     | 0.6     | <0.5          | 1.1           | <3        | -    | -        | -    |
| 5/20/1998                  | -    | -          | 27.50                  | 42.50                     | 22.85      | 426.58                       | -                      | -       | -       | -             | -             | -         | -    | -        | -    |
| 7/30/1998                  | NP   | -          | 27.50                  | 42.50                     | 30.31      | 419.12                       | <50                    | <0.5    | <0.5    | <0.5          | <0.5          | <3        | 8.21 | -        | -    |
| 10/29/1998                 | -    | -          | 27.50                  | 42.50                     | 35.88      | 413.55                       | -                      | -       | -       | -             | -             | -         | -    | -        | -    |
| 3/16/1999                  | NP   | -          | 27.50                  | 42.50                     | 28.50      | 420.93                       | <50                    | <0.5    | <0.5    | <0.5          | <0.5          | <3        | 1.0  | -        | -    |
| 5/5/1999                   | -    | -          | 27.50                  | 42.50                     | 29.76      | 419.67                       | -                      | -       | -       | -             | -             | -         | -    | -        | -    |
| 8/26/1999                  | P    | -          | 27.50                  | 42.50                     | 33.51      | 415.92                       | <50                    | <0.5    | <0.5    | <0.5          | <0.5          | <3        | 4.93 | -        | -    |
| 12/3/1999                  | -    | -          | 27.50                  | 42.50                     | 35.83      | 413.60                       | -                      | -       | -       | -             | -             | -         | -    | -        | -    |
| 3/13/2000                  | P    | -          | 27.50                  | 42.50                     | 26.12      | 423.31                       | <50                    | <0.5    | <0.5    | <0.5          | <1            | <3        | 2.81 | -        | -    |
| 6/20/2000                  | -    | -          | 27.50                  | 42.50                     | 30.91      | 418.52                       | -                      | -       | -       | -             | -             | -         | 5.8  | -        | -    |
| 8/31/2000                  | -    | -          | 27.50                  | 42.50                     | 33.70      | 415.73                       | -                      | -       | -       | -             | -             | -         | -    | -        | -    |
| 2/9/2001                   | -    | -          | 27.50                  | 42.50                     | 30.90      | 418.53                       | -                      | -       | -       | -             | -             | -         | -    | -        | -    |
| 9/17/2001                  | -    | -          | 27.50                  | 42.50                     | 33.95      | 415.48                       | -                      | -       | -       | -             | -             | -         | -    | -        | -    |
| 1/21/2002                  | -    | -          | 27.50                  | 42.50                     | 33.71      | 415.72                       | -                      | -       | -       | -             | -             | -         | -    | -        | -    |

Table 1. Summary of Groundwater Monitoring Data: Relative Water Elevations and Laboratory Analyses  
 ARCO Service Station #0771, 899 Rincon Ave., Livermore, CA

| Well ID and Date Monitored | P/NP | TOC (feet) | Top of Screen (ft bgs) | Bottom of Screen (ft bgs) | DTW (feet) | Water Level Elevation (feet) | GRO/TPHG | Concentrations in µg/L |         |               |               |       | DO (mg/L) | pH    | Footnote |      |
|----------------------------|------|------------|------------------------|---------------------------|------------|------------------------------|----------|------------------------|---------|---------------|---------------|-------|-----------|-------|----------|------|
|                            |      |            |                        |                           |            |                              |          | Benzene                | Toluene | Ethyl-Benzene | Total Xylenes | MTBE  |           |       |          |      |
| <b>MW-8 Cont.</b>          |      |            |                        |                           |            |                              |          |                        |         |               |               |       |           |       |          |      |
| 7/19/2002                  | -    | 449.43     | 27.50                  | 42.50                     | 35.30      | 414.13                       | -        | -                      | -       | -             | -             | -     | -         | -     | -        | -    |
| 1/15/2003                  | -    |            | 27.50                  | 42.50                     | 27.10      | 422.33                       | -        | -                      | -       | -             | -             | -     | -         | -     | -        | -    |
| 7/9/2003                   | -    |            | 27.50                  | 42.50                     | 33.10      | 416.33                       | -        | -                      | -       | -             | -             | -     | -         | -     | -        | -    |
| 02/19/2004                 | -    |            | 27.50                  | 42.50                     | 28.92      | 420.51                       | -        | -                      | -       | -             | -             | -     | -         | -     | -        | -    |
| 08/04/2004                 | -    | 451.80     | 27.50                  | 42.50                     | 34.28      | 417.52                       | -        | -                      | -       | -             | -             | -     | -         | -     | -        | -    |
| 01/18/2005                 | -    |            | 27.50                  | 42.50                     | 26.76      | 425.04                       | -        | -                      | -       | -             | -             | -     | -         | -     | -        | -    |
| 07/15/2005                 | -    |            | 27.50                  | 42.50                     | 31.14      | 420.66                       | -        | -                      | -       | -             | -             | -     | -         | -     | -        | -    |
| 01/10/2006                 | -    |            | 27.50                  | 42.50                     | 22.88      | 428.92                       | -        | -                      | -       | -             | -             | -     | -         | -     | -        | -    |
| 7/21/2006                  | -    |            | 27.50                  | 42.50                     | 30.84      | 420.96                       | -        | -                      | -       | -             | -             | -     | -         | -     | -        | -    |
| 1/17/2007                  | -    |            | 27.50                  | 42.50                     | 33.20      | 418.60                       | -        | -                      | -       | -             | -             | -     | -         | -     | -        | -    |
| 7/18/2007                  | -    |            | 27.50                  | 42.50                     | 31.92      | 419.88                       | -        | -                      | -       | -             | -             | -     | -         | -     | -        | -    |
| 1/15/2008                  | -    |            | 27.50                  | 42.50                     | 31.52      | 420.28                       | -        | -                      | -       | -             | -             | -     | -         | -     | -        | -    |
| 7/7/2008                   | -    |            | 27.50                  | 42.50                     | 36.32      | 415.48                       | -        | -                      | -       | -             | -             | -     | -         | -     | -        | -    |
| 1/7/2009                   | -    |            | 27.50                  | 42.50                     | 40.52      | 411.28                       | -        | -                      | -       | -             | -             | -     | -         | -     | -        | -    |
| 7/22/2009                  | -    |            | 27.50                  | 42.50                     | 40.38      | 411.42                       | -        | -                      | -       | -             | -             | -     | -         | -     | -        | -    |
| 3/12/2010                  | -    |            | 27.50                  | 42.50                     | 31.48      | 420.32                       | -        | -                      | -       | -             | -             | -     | -         | -     | -        | -    |
| 9/9/2010                   | -    |            | 27.50                  | 42.50                     | 35.28      | 416.52                       | -        | -                      | -       | -             | -             | -     | -         | -     | -        | -    |
| 2/17/2011                  | -    |            | 27.50                  | 42.50                     | 33.49      | 418.31                       | -        | -                      | -       | -             | -             | -     | -         | -     | -        | -    |
| 7/7/2011                   | -    |            | 27.50                  | 42.50                     | 32.74      | 419.06                       | -        | -                      | -       | -             | -             | -     | -         | -     | -        | -    |
| 1/23/2012                  | -    |            | 27.50                  | 42.50                     | 32.11      | 419.69                       | -        | -                      | -       | -             | -             | -     | -         | -     | -        | -    |
| 7/25/2012                  | -    |            | 27.50                  | 42.50                     | 40.00      | 411.80                       | -        | -                      | -       | -             | -             | -     | -         | -     | -        | -    |
| 1/17/2013                  | -    |            | 27.50                  | 42.50                     | 32.23      | 419.57                       | -        | -                      | -       | -             | -             | -     | -         | -     | -        | -    |
| 7/25/2013                  | P    |            | 27.50                  | 42.50                     | 35.97      | 415.83                       | <50      | <0.50                  | <0.50   | <1.0          | <0.50         | <0.50 | <0.50     | <0.50 | 7.55     | 7.44 |
| 1/29/2014                  | P    |            | 27.50                  | 42.50                     | 36.31      | 415.49                       | <50      | <0.50                  | <0.50   | <1.0          | <0.50         | <0.50 | <0.50     | <0.50 | 11.73    | 6.96 |
| <b>MW-9</b>                |      |            |                        |                           |            |                              |          |                        |         |               |               |       |           |       |          |      |
| 3/20/1995                  | -    | 449.21     | 29.50                  | 39.50                     | 19.11      | 430.10                       | <50      | <0.5                   | <0.5    | <0.5          | <0.5          | <0.5  | <0.5      | <0.5  | -        | -    |
| 6/2/1995                   | -    |            | 29.50                  | 39.50                     | 21.23      | 427.98                       | -        | -                      | -       | -             | -             | -     | -         | -     | -        | -    |
| 8/23/1995                  | -    |            | 29.50                  | 39.50                     | 24.33      | 424.88                       | <50      | <0.5                   | <0.5    | <0.5          | <0.5          | <0.5  | <0.5      | <0.5  | <3       | -    |
| 12/4/1995                  | -    |            | 29.50                  | 39.50                     | 27.90      | 421.31                       | -        | -                      | -       | -             | -             | -     | -         | -     | -        | -    |
| 2/20/1996                  | -    |            | 29.50                  | 39.50                     | 17.86      | 431.35                       | <50      | <0.5                   | <0.5    | <0.5          | <0.5          | <0.5  | <0.5      | <0.5  | <3       | -    |



Table 1. Summary of Groundwater Monitoring Data: Relative Water Elevations and Laboratory Analyses  
 ARCO Service Station #0771, 899 Rincon Ave., Livermore, CA

| Well ID and Date Monitored | P/NP | TOC (feet) | Top of Screen (ft bgs) | Bottom of Screen (ft bgs) | DTW (feet) | Water Level Elevation (feet) | Concentrations in µg/L |         |         |               |               | DO (mg/L) | pH | Footnote |      |
|----------------------------|------|------------|------------------------|---------------------------|------------|------------------------------|------------------------|---------|---------|---------------|---------------|-----------|----|----------|------|
|                            |      |            |                        |                           |            |                              | GRO/TPHg               | Benzene | Toluene | Ethyl-Benzene | Total Xylenes |           |    |          | MTBE |
| MW-9 Cont.                 |      |            |                        |                           |            |                              |                        |         |         |               |               |           |    |          |      |
| 5/15/1996                  | -    | 449.21     | 29.50                  | 39.50                     | 18.69      | 430.52                       | -                      | -       | -       | -             | -             | -         | -  | -        | -    |
| 8/13/1996                  | -    |            | 29.50                  | 39.50                     | 24.17      | 425.04                       | -                      | -       | -       | -             | -             | -         | -  | -        | -    |
| 11/13/1996                 | -    |            | 29.50                  | 39.50                     | 28.01      | 421.20                       | -                      | -       | -       | -             | -             | -         | -  | -        | -    |
| 3/26/1997                  | -    |            | 29.50                  | 39.50                     | 22.58      | 426.63                       | <50                    | <0.5    | <0.5    | <0.5          | <3            | -         | -  | -        | -    |
| 5/15/1997                  | -    |            | 29.50                  | 39.50                     | 25.12      | 424.09                       | -                      | -       | -       | -             | -             | -         | -  | -        | -    |
| 8/26/1997                  | -    |            | 29.50                  | 39.50                     | 28.28      | 420.93                       | -                      | -       | -       | -             | -             | -         | -  | -        | -    |
| 11/5/1997                  | -    |            | 29.50                  | 39.50                     | 31.18      | 418.03                       | -                      | -       | -       | -             | -             | -         | -  | -        | -    |
| 2/18/1998                  | -    |            | 29.50                  | 39.50                     | 16.03      | 433.18                       | <50                    | 0.6     | 0.5     | <0.5          | 1             | -         | -  | -        | -    |
| 5/20/1998                  | -    |            | 29.50                  | 39.50                     | 19.31      | 429.90                       | -                      | -       | -       | -             | -             | -         | -  | -        | -    |
| 7/30/1998                  | -    |            | 29.50                  | 39.50                     | 24.90      | 424.31                       | -                      | -       | -       | -             | -             | -         | -  | -        | -    |
| 10/29/1998                 | -    |            | 29.50                  | 39.50                     | 30.08      | 419.13                       | -                      | -       | -       | -             | -             | -         | -  | -        | -    |
| 3/16/1999                  | P    |            | 29.50                  | 39.50                     | 22.68      | 426.53                       | <50                    | <0.5    | <0.5    | <0.5          | <0.5          | 1.0       | -  | -        | -    |
| 5/5/1999                   | -    |            | 29.50                  | 39.50                     | 23.82      | 425.39                       | -                      | -       | -       | -             | -             | -         | -  | -        | -    |
| 8/26/1999                  | -    |            | 29.50                  | 39.50                     | 26.57      | 422.64                       | -                      | -       | -       | -             | -             | 5.08      | -  | -        | d    |
| 12/3/1999                  | -    |            | 29.50                  | 39.50                     | -          | -                            | -                      | -       | -       | -             | -             | -         | -  | -        | -    |
| 3/13/2000                  | P    |            | 29.50                  | 39.50                     | 25.62      | 423.59                       | <50                    | <0.5    | <0.5    | <0.5          | <1            | 5.43      | -  | -        | -    |
| 6/20/2000                  | -    |            | 29.50                  | 39.50                     | 23.55      | 425.66                       | -                      | -       | -       | -             | -             | 6.2       | -  | -        | -    |
| 8/31/2000                  | -    |            | 29.50                  | 39.50                     | 27.39      | 421.82                       | -                      | -       | -       | -             | -             | -         | -  | -        | -    |
| 2/9/2001                   | -    |            | 29.50                  | 39.50                     | 28.65      | 420.56                       | -                      | -       | -       | -             | -             | -         | -  | -        | -    |
| 9/17/2001                  | -    |            | 29.50                  | 39.50                     | 27.51      | 421.70                       | -                      | -       | -       | -             | -             | -         | -  | -        | -    |
| 1/21/2002                  | -    |            | 29.50                  | 39.50                     | 27.09      | 422.12                       | -                      | -       | -       | -             | -             | -         | -  | -        | -    |
| 7/19/2002                  | -    |            | 29.50                  | 39.50                     | 27.06      | 422.15                       | -                      | -       | -       | -             | -             | -         | -  | -        | -    |
| 1/15/2003                  | -    |            | 29.50                  | 39.50                     | 21.78      | 427.43                       | -                      | -       | -       | -             | -             | -         | -  | -        | -    |
| 7/9/2003                   | -    |            | 29.50                  | 39.50                     | 26.18      | 423.03                       | -                      | -       | -       | -             | -             | -         | -  | -        | -    |
| 02/19/2004                 | -    |            | 29.50                  | 39.50                     | 23.45      | 425.76                       | -                      | -       | -       | -             | -             | -         | -  | -        | -    |
| 08/04/2004                 | -    | 451.63     | 29.50                  | 39.50                     | 29.24      | 422.39                       | -                      | -       | -       | -             | -             | -         | -  | -        | -    |
| 01/18/2005                 | -    |            | 29.50                  | 39.50                     | 20.64      | 430.99                       | -                      | -       | -       | -             | -             | -         | -  | -        | -    |
| 07/15/2005                 | -    |            | 29.50                  | 39.50                     | 25.72      | 425.91                       | -                      | -       | -       | -             | -             | -         | -  | -        | -    |
| 01/10/2006                 | -    |            | 29.50                  | 39.50                     | 18.86      | 432.77                       | -                      | -       | -       | -             | -             | -         | -  | -        | -    |
| 7/21/2006                  | -    |            | 29.50                  | 39.50                     | 25.58      | 426.05                       | -                      | -       | -       | -             | -             | -         | -  | -        | -    |

**Table 1. Summary of Groundwater Monitoring Data: Relative Water Elevations and Laboratory Analyses**  
**ARCO Service Station #0771, 899 Rincon Ave., Livermore, CA**

| Well ID and Date Monitored | P/NP | TOC (feet) | Top of Screen (ft.bgs) | Bottom of Screen (ft.bgs) | DTW (feet) | Water Level Elevation (feet) | Concentrations in µg/L |         |         |               |               | DO (mg/l) | pH   | Footnote |      |
|----------------------------|------|------------|------------------------|---------------------------|------------|------------------------------|------------------------|---------|---------|---------------|---------------|-----------|------|----------|------|
|                            |      |            |                        |                           |            |                              | GRO/TPHG               | Benzene | Toluene | Ethyl-Benzene | Total Xylenes |           |      |          | MTBE |
| <b>MW-9 Cont.</b>          |      |            |                        |                           |            |                              |                        |         |         |               |               |           |      |          |      |
| 1/17/2007                  | -    | 451.63     | 29.50                  | 39.50                     | 29.11      | 422.52                       | -                      | -       | -       | -             | -             | -         | -    | -        | d    |
| 7/18/2007                  | -    |            | 29.50                  | 39.50                     | -          | -                            | -                      | -       | -       | -             | -             | -         | -    | -        |      |
| 1/15/2008                  | -    |            | 29.50                  | 39.50                     | 24.89      | 426.74                       | -                      | -       | -       | -             | -             | -         | -    | -        |      |
| 7/7/2008                   | -    |            | 29.50                  | 39.50                     | 32.06      | 419.57                       | -                      | -       | -       | -             | -             | -         | -    | -        |      |
| 1/7/2009                   | -    |            | 29.50                  | 39.50                     | 32.65      | 418.98                       | -                      | -       | -       | -             | -             | -         | -    | -        |      |
| 7/22/2009                  | -    |            | 29.50                  | 39.50                     | 33.74      | 417.89                       | -                      | -       | -       | -             | -             | -         | -    | -        |      |
| 3/12/2010                  | -    |            | 29.50                  | 39.50                     | 23.44      | 428.19                       | -                      | -       | -       | -             | -             | -         | -    | -        |      |
| 9/9/2010                   | -    |            | 29.50                  | 39.50                     | 29.56      | 422.07                       | -                      | -       | -       | -             | -             | -         | -    | -        |      |
| 2/17/2011                  | -    |            | 29.50                  | 39.50                     | 27.18      | 424.45                       | -                      | -       | -       | -             | -             | -         | -    | -        |      |
| 7/7/2011                   | -    |            | 29.50                  | 39.50                     | 27.71      | 423.92                       | -                      | -       | -       | -             | -             | -         | -    | -        |      |
| 1/23/2012                  | -    |            | 29.50                  | 39.50                     | 32.04      | 419.59                       | -                      | -       | -       | -             | -             | -         | -    | -        |      |
| 7/25/2012                  | -    |            | 29.50                  | 39.50                     | 35.37      | 416.26                       | -                      | -       | -       | -             | -             | -         | -    | -        |      |
| 1/17/2013                  | -    |            | 29.50                  | 39.50                     | 26.89      | 424.74                       | -                      | -       | -       | -             | -             | -         | -    | -        |      |
| 7/25/2013                  | P    |            | 29.50                  | 39.50                     | 33.10      | 418.53                       | <50                    | <0.50   | <0.50   | <0.50         | <1.0          | 5.76      | 7.32 |          |      |
| 1/29/2014                  | P    |            | 29.50                  | 39.50                     | 31.35      | 420.28                       | <50                    | <0.50   | <0.50   | <0.50         | <1.0          | 7.27      | 6.48 |          |      |
| <b>MW-10</b>               |      |            |                        |                           |            |                              |                        |         |         |               |               |           |      |          |      |
| 3/20/1995                  | -    | 449.22     | 29.00                  | 37.00                     | 20.96      | 428.26                       | -                      | -       | -       | -             | -             | -         | -    | -        |      |
| 6/2/1995                   | -    |            | 29.00                  | 37.00                     | 22.15      | 427.07                       | -                      | -       | -       | -             | -             | -         | -    | -        |      |
| 8/23/1995                  | -    |            | 29.00                  | 37.00                     | 24.47      | 424.75                       | <50                    | <0.5    | <0.5    | <0.5          | <3            | -         | -    | -        |      |
| 12/4/1995                  | -    |            | 29.00                  | 37.00                     | 26.97      | 422.25                       | -                      | -       | -       | -             | -             | -         | -    | -        |      |
| 2/20/1996                  | -    |            | 29.00                  | 37.00                     | 18.40      | 430.82                       | <50                    | <0.5    | <0.5    | <0.5          | <3            | -         | -    | -        | d    |
| 5/15/1996                  | -    |            | 29.00                  | 37.00                     | -          | -                            | -                      | -       | -       | -             | -             | -         | -    | -        |      |
| 8/13/1996                  | -    |            | 29.00                  | 37.00                     | 23.70      | 425.52                       | -                      | -       | -       | -             | -             | -         | -    | -        |      |
| 11/13/1996                 | -    |            | 29.00                  | 37.00                     | 27.15      | 422.07                       | -                      | -       | -       | -             | -             | -         | -    | -        |      |
| 3/26/1997                  | -    |            | 29.00                  | 37.00                     | 22.23      | 426.99                       | <50                    | <0.5    | <0.5    | <0.5          | <3            | -         | -    | -        |      |
| 5/15/1997                  | -    |            | 29.00                  | 37.00                     | 24.57      | 424.65                       | -                      | -       | -       | -             | -             | -         | -    | -        |      |
| 8/26/1997                  | -    |            | 29.00                  | 37.00                     | 27.62      | 421.60                       | -                      | -       | -       | -             | -             | -         | -    | -        |      |
| 11/5/1997                  | -    |            | 29.00                  | 37.00                     | 30.79      | 418.43                       | -                      | -       | -       | -             | -             | -         | -    | -        | d    |
| 2/18/1998                  | -    |            | 29.00                  | 37.00                     | -          | -                            | -                      | -       | -       | -             | -             | -         | -    | -        |      |
| 5/20/1998                  | -    |            | 29.00                  | 37.00                     | -          | -                            | -                      | -       | -       | -             | -             | -         | -    | -        |      |

**Table 1. Summary of Groundwater Monitoring Data: Relative Water Elevations and Laboratory Analyses**  
**ARCO Service Station #0771, 899 Rincon Ave., Livermore, CA**

| Well ID and Date Monitored | P/NP | TOC (feet) | Top of Screen (ft bgs) | Bottom of Screen (ft bgs) | DTW (feet) | Water Level Elevation (feet) | Concentrations in µg/L |         |         |               |               | DO (mg/L) | pH | Footnote |
|----------------------------|------|------------|------------------------|---------------------------|------------|------------------------------|------------------------|---------|---------|---------------|---------------|-----------|----|----------|
|                            |      |            |                        |                           |            |                              | GRO/TPHg               | Benzene | Toluene | Ethyl-Benzene | Total Xylenes |           |    |          |
| MW-10 Cont.                |      |            |                        |                           |            |                              |                        |         |         |               |               |           |    |          |
| 7/30/1998                  | -    | 449.22     | 29.00                  | 37.00                     | 23.90      | 425.32                       | -                      | -       | -       | -             | -             | -         | -  | -        |
| 10/29/1998                 | -    |            | 29.00                  | 37.00                     | 30.55      | 418.67                       | -                      | -       | -       | -             | -             | -         | -  | -        |
| 3/16/1999                  | P    |            | 29.00                  | 37.00                     | 23.05      | 426.17                       | <0.5                   | <0.5    | <0.5    | <0.5          | 1.0           | -         | -  | -        |
| 5/5/1999                   | -    |            | 29.00                  | 37.00                     | 24.00      | 425.22                       | -                      | -       | -       | -             | -             | -         | -  | -        |
| 8/26/1999                  | -    |            | 29.00                  | 37.00                     | 26.50      | 422.72                       | -                      | -       | -       | -             | 5.15          | -         | -  | -        |
| 12/3/1999                  | -    |            | 29.00                  | 37.00                     | 30.80      | 418.42                       | -                      | -       | -       | -             | -             | -         | -  | -        |
| 3/13/2000                  | -    |            | 29.00                  | 37.00                     | 26.21      | 423.01                       | -                      | -       | -       | -             | -             | -         | -  | d        |
| 6/20/2000                  | -    |            | 29.00                  | 37.00                     | 23.52      | 425.70                       | -                      | -       | -       | -             | 5.5           | -         | -  | -        |
| 8/31/2000                  | -    |            | 29.00                  | 37.00                     | 27.52      | 421.70                       | -                      | -       | -       | -             | -             | -         | -  | -        |
| 2/9/2001                   | -    |            | 29.00                  | 37.00                     | 28.71      | 420.51                       | -                      | -       | -       | -             | -             | -         | -  | -        |
| 9/17/2001                  | -    |            | 29.00                  | 37.00                     | 27.94      | 421.28                       | -                      | -       | -       | -             | -             | -         | -  | -        |
| 1/21/2002                  | -    |            | 29.00                  | 37.00                     | 27.44      | 421.78                       | -                      | -       | -       | -             | -             | -         | -  | -        |
| 7/19/2002                  | -    |            | 29.00                  | 37.00                     | 27.80      | 421.42                       | -                      | -       | -       | -             | -             | -         | -  | -        |
| 1/15/2003                  | -    |            | 29.00                  | 37.00                     | 23.09      | 426.13                       | -                      | -       | -       | -             | -             | -         | -  | -        |
| 7/9/2003                   | -    |            | 29.00                  | 37.00                     | 26.87      | 422.35                       | -                      | -       | -       | -             | -             | -         | -  | -        |
| 02/19/2004                 | -    |            | 29.00                  | 37.00                     | 23.39      | 425.83                       | -                      | -       | -       | -             | -             | -         | -  | -        |
| 01/18/2005                 | -    | 451.65     | 29.00                  | 37.00                     | 21.40      | 430.25                       | -                      | -       | -       | -             | -             | -         | -  | -        |
| 07/15/2005                 | -    |            | 29.00                  | 37.00                     | 25.37      | 426.28                       | -                      | -       | -       | -             | -             | -         | -  | -        |
| 01/10/2006                 | -    |            | 29.00                  | 37.00                     | 19.81      | 431.84                       | -                      | -       | -       | -             | -             | -         | -  | -        |
| 7/21/2006                  | -    |            | 29.00                  | 37.00                     | 25.16      | 426.49                       | -                      | -       | -       | -             | -             | -         | -  | -        |
| 1/17/2007                  | -    |            | 29.00                  | 37.00                     | 28.95      | 422.70                       | -                      | -       | -       | -             | -             | -         | -  | -        |
| 7/18/2007                  | -    |            | 29.00                  | 37.00                     | -          | -                            | -                      | -       | -       | -             | -             | -         | -  | d        |
| 1/15/2008                  | -    |            | 29.00                  | 37.00                     | 24.62      | 427.03                       | -                      | -       | -       | -             | -             | -         | -  | -        |
| 7/7/2008                   | -    |            | 29.00                  | 37.00                     | -          | -                            | -                      | -       | -       | -             | -             | -         | -  | d        |
| 1/7/2009                   | -    |            | 29.00                  | 37.00                     | -          | -                            | -                      | -       | -       | -             | -             | -         | -  | d        |
| 7/22/2009                  | -    |            | 29.00                  | 37.00                     | -          | -                            | -                      | -       | -       | -             | -             | -         | -  | d        |
| 3/12/2010                  | -    |            | 29.00                  | 37.00                     | 24.13      | 427.52                       | -                      | -       | -       | -             | -             | -         | -  | Dry      |
| 9/9/2010                   | -    |            | 29.00                  | 37.00                     | 27.91      | 423.74                       | -                      | -       | -       | -             | -             | -         | -  | -        |
| 2/17/2011                  | -    |            | 29.00                  | 37.00                     | 27.16      | 424.49                       | -                      | -       | -       | -             | -             | -         | -  | -        |
| 7/7/2011                   | -    |            | 29.00                  | 37.00                     | 26.38      | 425.27                       | -                      | -       | -       | -             | -             | -         | -  | -        |

**Table 1. Summary of Groundwater Monitoring Data: Relative Water Elevations and Laboratory Analyses**  
**ARCO Service Station #0771, 899 Rincon Ave., Livermore, CA**

| Well ID and Date Monitored | P/NP | TOC (feet) | Top of Screen (ft bgs) | Bottom of Screen (ft bgs) | DTW (feet) | Water Level Elevation (feet) | Concentrations in µg/L |         |         |               |               | DO (mg/L) | pH     | Footnote |      |
|----------------------------|------|------------|------------------------|---------------------------|------------|------------------------------|------------------------|---------|---------|---------------|---------------|-----------|--------|----------|------|
|                            |      |            |                        |                           |            |                              | GRO/TPHG               | Benzene | Toluene | Ethyl-Benzene | Total Xylenes |           |        |          | MTBE |
| <b>MW-10 Cont.</b>         |      |            |                        |                           |            |                              |                        |         |         |               |               |           |        |          |      |
| 1/23/2012                  | --   | 451.65     | 29.00                  | 37.00                     | 31.25      | 420.40                       | --                     | --      | --      | --            | --            | --        | --     | --       | Dry  |
| 7/25/2012                  | --   |            | 29.00                  | 37.00                     | --         | --                           | --                     | --      | --      | --            | --            | --        | --     | --       |      |
| 1/17/2013                  | --   |            | 29.00                  | 37.00                     | 26.00      | 425.65                       | --                     | --      | --      | --            | --            | --        | --     | --       | d    |
| 7/25/2013                  | --   |            | 29.00                  | 37.00                     | --         | --                           | --                     | --      | --      | --            | --            | --        | --     | --       | d    |
| 1/29/2014                  | --   |            | 29.00                  | 37.00                     | 30.65      | 421.00                       | --                     | --      | --      | --            | --            | --        | --     | --       | d    |
| <b>MW-11</b>               |      |            |                        |                           |            |                              |                        |         |         |               |               |           |        |          |      |
| 3/20/1995                  | --   | 448.02     | 29.00                  | 39.00                     | 25.02      | 423.00                       | <50                    | <0.5    | <0.5    | <0.5          | <0.5          | <0.5      | <0.5   | <0.5     |      |
| 6/2/1995                   | --   |            | 29.00                  | 39.00                     | 23.82      | 424.20                       | --                     | --      | --      | --            | --            | --        | --     | --       |      |
| 8/23/1995                  | --   |            | 29.00                  | 39.00                     | 30.15      | 417.87                       | <50                    | <0.5    | <0.5    | <0.5          | <0.5          | <0.5      | <0.5   | <0.5     |      |
| 12/4/1995                  | --   |            | 29.00                  | 39.00                     | 31.63      | 416.39                       | --                     | --      | --      | --            | --            | --        | --     | --       |      |
| 2/20/1996                  | --   |            | 29.00                  | 39.00                     | 20.94      | 427.08                       | <50                    | <0.5    | <0.5    | <0.5          | <0.5          | <0.5      | <0.5   | <0.5     |      |
| 5/15/1996                  | --   |            | 29.00                  | 39.00                     | 23.03      | 424.99                       | --                     | --      | --      | --            | --            | --        | --     | --       |      |
| 8/13/1996                  | --   |            | 29.00                  | 39.00                     | 29.19      | 418.83                       | <50                    | <0.5    | <0.5    | <0.5          | <0.5          | <0.5      | <0.5   | <0.5     |      |
| 11/13/1996                 | --   |            | 29.00                  | 39.00                     | 31.96      | 416.06                       | --                     | --      | --      | --            | --            | --        | --     | --       |      |
| 3/26/1997                  | --   |            | 29.00                  | 39.00                     | 26.61      | 421.41                       | <50                    | <0.5    | <0.5    | <0.5          | <0.5          | <0.5      | <0.5   | <0.5     |      |
| 5/15/1997                  | --   |            | 29.00                  | 39.00                     | 29.39      | 418.63                       | --                     | --      | --      | --            | --            | --        | --     | --       |      |
| 8/26/1997                  | --   |            | 29.00                  | 39.00                     | 33.47      | 414.55                       | <50                    | <0.5    | <0.5    | <0.5          | <0.5          | <0.5      | <0.5   | <0.5     |      |
| 11/5/1997                  | --   |            | 29.00                  | 39.00                     | 35.12      | 412.90                       | --                     | --      | --      | --            | --            | --        | --     | --       |      |
| 2/18/1998                  | --   |            | 29.00                  | 39.00                     | 18.03      | 429.99                       | <50                    | <0.5    | <0.5    | <0.5          | <0.5          | <0.5      | <0.5   | <0.5     |      |
| 5/20/1998                  | --   |            | 29.00                  | 39.00                     | 23.00      | 425.02                       | --                     | --      | --      | --            | --            | --        | --     | --       |      |
| 7/30/1998                  | P    |            | 29.00                  | 39.00                     | 29.30      | 418.72                       | <50                    | <0.5    | <0.5    | <0.5          | <0.5          | <0.5      | <0.5   | <0.5     | 5.59 |
| 10/29/1998                 | --   |            | 29.00                  | 39.00                     | 34.47      | 413.55                       | --                     | --      | --      | --            | --            | --        | --     | --       |      |
| 3/16/1999                  | P    |            | 29.00                  | 39.00                     | 27.88      | 420.14                       | <50                    | <0.5    | <0.5    | <0.5          | <0.5          | <0.5      | <0.5   | <0.5     | 1.0  |
| 5/5/1999                   | --   |            | 29.00                  | 39.00                     | 26.85      | 421.17                       | --                     | --      | --      | --            | --            | --        | --     | --       |      |
| 8/26/1999                  | P    |            | 29.00                  | 39.00                     | 32.74      | 415.28                       | <50                    | <0.5    | <0.5    | <0.5          | <0.5          | <0.5      | <0.5   | <0.5     | 4.59 |
| 12/3/1999                  | --   |            | 29.00                  | 39.00                     | 34.70      | 413.32                       | --                     | --      | --      | --            | --            | --        | --     | --       |      |
| 3/13/2000                  | P    |            | 29.00                  | 39.00                     | 25.94      | 422.08                       | <50                    | <0.5    | <0.5    | <0.5          | <0.5          | <0.5      | <0.5   | <0.5     | 3.21 |
| 6/20/2000                  | --   |            | 29.00                  | 39.00                     | 30.40      | 417.62                       | --                     | --      | --      | --            | --            | --        | --     | --       |      |
| 8/31/2000                  | --   |            | 29.00                  | 39.00                     | 32.68      | 415.34                       | <50.0                  | <0.500  | <0.500  | <0.500        | <0.500        | <0.500    | <0.500 | <0.500   | 3.3  |
| 8/31/2000                  | NP   |            | 29.00                  | 39.00                     | 32.68      | 415.34                       | <50.0                  | <0.500  | <0.500  | <0.500        | <0.500        | <0.500    | <0.500 | <0.500   | 0.4  |

Table 1. Summary of Groundwater Monitoring Data: Relative Water Elevations and Laboratory Analyses  
 ARCO Service Station #0771, 899 Rincon Ave., Livermore, CA

| Well ID and Date Monitored | P/NP | TOC (feet) | Top of Screen (ft bgs) | Bottom of Screen (ft bgs) | DTW (feet) | Water Level Elevation (feet) | Concentrations in µg/L |         |         |               |               | DO (mg/L) | pH   | Footnote |      |  |
|----------------------------|------|------------|------------------------|---------------------------|------------|------------------------------|------------------------|---------|---------|---------------|---------------|-----------|------|----------|------|--|
|                            |      |            |                        |                           |            |                              | GRO/TPHg               | Benzene | Toluene | Ethyl-Benzene | Total Xylenes |           |      |          | MTBE |  |
| MW-11 Cont.                |      |            |                        |                           |            |                              |                        |         |         |               |               |           |      |          |      |  |
| 2/9/2001                   | -    | 448.02     | 29.00                  | 39.00                     | 31.17      | 416.85                       | -                      | -       | -       | -             | -             | -         | -    | -        | -    |  |
| 9/17/2001                  | NP   |            | 29.00                  | 39.00                     | 32.98      | 415.04                       | <50                    | <0.50   | <0.50   | <0.50         | <2.5          | 0.62      | -    | -        | -    |  |
| 1/21/2002                  | -    |            | 29.00                  | 39.00                     | 31.05      | 416.97                       | -                      | -       | -       | -             | -             | -         | -    | -        | -    |  |
| 7/19/2002                  | P    |            | 29.00                  | 39.00                     | 31.67      | 416.35                       | <50                    | <0.50   | <0.50   | <0.50         | <0.50         | 3.7       | 7.7  | -        | -    |  |
| 1/15/2003                  | -    |            | 29.00                  | 39.00                     | 23.75      | 424.27                       | -                      | -       | -       | -             | -             | -         | -    | -        | -    |  |
| 7/9/2003                   | P    |            | 29.00                  | 39.00                     | 31.06      | 416.96                       | <50                    | <0.50   | <0.50   | <0.50         | <0.50         | 2.4       | 6.6  | -        | -    |  |
| 02/19/2004                 | -    |            | 29.00                  | 39.00                     | 27.21      | 420.81                       | -                      | -       | -       | -             | -             | -         | -    | -        | -    |  |
| 08/04/2004                 | P    | 450.41     | 29.00                  | 39.00                     | 31.71      | 418.70                       | <50                    | <0.50   | <0.50   | <0.50         | <0.50         | 3.3       | 7.1  | -        | -    |  |
| 01/18/2005                 | -    |            | 29.00                  | 39.00                     | 24.80      | 425.61                       | -                      | -       | -       | -             | -             | -         | -    | -        | -    |  |
| 07/15/2005                 | P    |            | 29.00                  | 39.00                     | 29.15      | 421.26                       | <50                    | <0.50   | <0.50   | <0.50         | <0.50         | 2.7       | 7.1  | -        | -    |  |
| 01/10/2006                 | -    |            | 29.00                  | 39.00                     | 20.87      | 429.54                       | -                      | -       | -       | -             | -             | -         | -    | -        | -    |  |
| 7/21/2006                  | P    |            | 29.00                  | 39.00                     | 29.30      | 421.11                       | <50                    | <0.50   | <0.50   | <0.50         | <0.50         | 2.7       | 7.2  | -        | -    |  |
| 1/17/2007                  | -    |            | 29.00                  | 39.00                     | 31.59      | 418.82                       | -                      | -       | -       | -             | -             | -         | -    | -        | -    |  |
| 7/18/2007                  | NP   |            | 29.00                  | 39.00                     | 29.22      | 421.19                       | <50                    | <0.50   | <0.50   | <0.50         | <0.50         | 5.35      | 7.12 | -        | -    |  |
| 1/15/2008                  | -    |            | 29.00                  | 39.00                     | 29.12      | 421.29                       | -                      | -       | -       | -             | -             | -         | -    | -        | -    |  |
| 7/7/2008                   | NP   |            | 29.00                  | 39.00                     | 34.21      | 416.20                       | <50                    | <0.50   | <0.50   | <0.50         | <0.50         | 4.08      | 7.94 | -        | -    |  |
| 1/7/2009                   | -    |            | 29.00                  | 39.00                     | 37.45      | 412.96                       | -                      | -       | -       | -             | -             | -         | -    | -        | -    |  |
| 7/22/2009                  | NP   |            | 29.00                  | 39.00                     | 37.33      | 413.08                       | <50                    | <0.50   | <0.50   | <0.50         | <0.50         | 15.97     | 7.81 | -        | -    |  |
| 3/12/2010                  | -    |            | 29.00                  | 39.00                     | 28.47      | 421.94                       | -                      | -       | -       | -             | -             | -         | -    | -        | -    |  |
| 9/9/2010                   | NP   |            | 29.00                  | 39.00                     | 33.03      | 417.38                       | <50                    | <0.50   | <0.50   | <0.50         | <0.50         | -         | 7.2  | -        | -    |  |
| 2/17/2011                  | -    |            | 29.00                  | 39.00                     | 31.70      | 418.71                       | -                      | -       | -       | -             | -             | -         | -    | -        | -    |  |
| 7/7/2011                   | NP   |            | 29.00                  | 39.00                     | 31.44      | 418.97                       | <50                    | <0.50   | <0.50   | <0.50         | <0.50         | 3.65      | 7.1  | -        | -    |  |
| 1/23/2012                  | -    |            | 29.00                  | 39.00                     | 34.55      | 415.86                       | -                      | -       | -       | -             | -             | -         | -    | -        | -    |  |
| 7/25/2012                  | -    |            | 29.00                  | 39.00                     | 38.00      | 412.41                       | -                      | -       | -       | -             | -             | -         | -    | -        | -    |  |
| 1/17/2013                  | -    |            | 29.00                  | 39.00                     | 31.32      | 419.09                       | -                      | -       | -       | -             | -             | -         | -    | -        | -    |  |
| 7/25/2013                  | P    |            | 29.00                  | 39.00                     | 33.40      | 417.01                       | <50                    | <0.50   | <0.50   | <0.50         | <0.50         | 9.04      | 7.39 | -        | -    |  |
| 1/29/2014                  | P    |            | 29.00                  | 39.00                     | 34.79      | 415.62                       | <50                    | <0.50   | <0.50   | <0.50         | <0.50         | 8.46      | 6.64 | -        | -    |  |
| RW-1                       |      |            |                        |                           |            |                              |                        |         |         |               |               |           |      |          |      |  |
| 3/20/1995                  | -    | 451.67     | 25.50                  | 40.50                     | 23.76      | 427.91                       | 15,000                 | 1,000   | 140     | 310           | 950           | -         | -    | -        | -    |  |
| 6/2/1995                   | -    |            | 25.50                  | 40.50                     | 25.12      | 426.55                       | 12,000                 | 1,300   | 280     | 420           | 1,100         | -         | -    | -        | -    |  |

**Table 1. Summary of Groundwater Monitoring Data: Relative Water Elevations and Laboratory Analyses**  
**ARCO Service Station #0771, 899 Rincon Ave., Livermore, CA**

| Well ID and Date Monitored | P/NP | TOC (feet) | Top of Screen (ft bgs) | Bottom of Screen (ft bgs) | DTW (feet) | Water Level Elevation (feet) | Concentrations in µg/L |         |         |               |               | DO (mg/L) | pH   | Footnote |      |
|----------------------------|------|------------|------------------------|---------------------------|------------|------------------------------|------------------------|---------|---------|---------------|---------------|-----------|------|----------|------|
|                            |      |            |                        |                           |            |                              | GRO/TPHg               | Benzene | Toluene | Ethyl-Benzene | Total Xylenes |           |      |          | MTBE |
| RW-1 Cont.                 |      |            |                        |                           |            |                              |                        |         |         |               |               |           |      |          |      |
| 8/23/1995                  | -    | 451.67     | 25.50                  | 40.50                     | 28.80      | 422.87                       | 8,200                  | 520     | 190     | 240           | 610           | <50       | -    | -        | -    |
| 12/4/1995                  | -    |            | 25.50                  | 40.50                     | 31.15      | 420.52                       | 2,600                  | 140     | 59      | 83            | 210           | -         | -    | -        | -    |
| 2/20/1996                  | -    |            | 25.50                  | 40.50                     | 21.45      | 430.22                       | 6,300                  | 410     | 160     | 180           | 650           | <40       | -    | -        | -    |
| 5/15/1996                  | -    |            | 25.50                  | 40.50                     | 22.97      | 428.70                       | -                      | -       | -       | -             | -             | -         | -    | -        | -    |
| 8/13/1996                  | -    |            | 25.50                  | 40.50                     | 24.74      | 426.93                       | -                      | -       | -       | -             | -             | -         | -    | -        | -    |
| 11/13/1996                 | -    |            | 25.50                  | 40.50                     | 30.69      | 420.98                       | -                      | -       | -       | -             | -             | -         | -    | -        | -    |
| 3/26/1997                  | -    |            | 25.50                  | 40.50                     | 25.69      | 425.98                       | 500                    | 57      | 3       | 6.4           | 18            | 54        | -    | -        | -    |
| 5/15/1997                  | -    |            | 25.50                  | 40.50                     | 28.19      | 423.48                       | -                      | -       | -       | -             | -             | -         | -    | -        | -    |
| 8/26/1997                  | -    |            | 25.50                  | 40.50                     | 31.21      | 420.46                       | -                      | -       | -       | -             | -             | -         | -    | -        | -    |
| 11/5/1997                  | -    |            | 25.50                  | 40.50                     | 33.67      | 418.00                       | -                      | -       | -       | -             | -             | -         | -    | -        | -    |
| 2/18/1998                  | -    |            | 25.50                  | 40.50                     | 20.14      | 431.53                       | 9,400                  | 200     | 70      | 190           | 710           | <60       | -    | -        | -    |
| 5/20/1998                  | -    |            | 25.50                  | 40.50                     | 23.43      | 428.24                       | -                      | -       | -       | -             | -             | -         | -    | -        | -    |
| 7/30/1998                  | -    |            | 25.50                  | 40.50                     | 27.42      | 424.25                       | -                      | -       | -       | -             | -             | -         | -    | -        | -    |
| 10/29/1998                 | -    |            | 25.50                  | 40.50                     | 32.47      | 419.20                       | -                      | -       | -       | -             | -             | -         | -    | -        | -    |
| 3/16/1999                  | NP   |            | 25.50                  | 40.50                     | 25.45      | 426.22                       | 1,100                  | 140     | 19      | 45            | 83            | 530       | 1.0  | -        | -    |
| 5/5/1999                   | -    |            | 25.50                  | 40.50                     | 27.23      | 424.44                       | -                      | -       | -       | -             | -             | -         | -    | -        | -    |
| 8/26/1999                  | -    |            | 25.50                  | 40.50                     | 29.98      | 421.69                       | -                      | -       | -       | -             | -             | -         | 1.39 | -        | -    |
| 12/3/1999                  | -    |            | 25.50                  | 40.50                     | 32.38      | 419.29                       | -                      | -       | -       | -             | -             | -         | -    | -        | -    |
| 3/13/2000                  | NP   |            | 25.50                  | 40.50                     | 25.53      | 426.14                       | 1,100                  | 130     | 3.5     | 0.7           | 95            | 230       | 4.43 | -        | -    |
| 6/20/2000                  | -    |            | 25.50                  | 40.50                     | 28.31      | 423.36                       | -                      | -       | -       | -             | -             | -         | 1.9  | -        | -    |
| 8/31/2000                  | NP   |            | 25.50                  | 40.50                     | 30.61      | 421.06                       | <50.0                  | <0.500  | <0.500  | <0.500        | <0.500        | 82.5      | 3.21 | -        | -    |
| 2/9/2001                   | NP   |            | 25.50                  | 40.50                     | 31.14      | 420.53                       | <50.0                  | <0.500  | <0.500  | <0.500        | <0.500        | <2.50     | 0.84 | -        | -    |
| 9/17/2001                  | NP   |            | 25.50                  | 40.50                     | 31.70      | 419.97                       | <50                    | <0.50   | <0.50   | <0.50         | <0.50         | <2.5      | 1.51 | -        | -    |
| 1/21/2002                  | NP   |            | 25.50                  | 40.50                     | 30.15      | 421.52                       | <50                    | 7.7     | <0.50   | <0.50         | 1.5           | 18        | 0.63 | -        | -    |
| 7/19/2002                  | NP   |            | 25.50                  | 40.50                     | 31.15      | 420.52                       | <50                    | <0.50   | <0.50   | <0.50         | <0.50         | 13        | 1.4  | 6.6      | -    |
| 1/15/2003                  | -    |            | 25.50                  | 40.50                     | 22.20      | 429.47                       | 860                    | 9       | 1.6     | 17            | 42            | 1.5       | 2.8  | 7.2      | a    |
| 7/9/2003                   | -    |            | 25.50                  | 40.50                     | 29.56      | 422.11                       | <50                    | <0.50   | <0.50   | <0.50         | <0.50         | <0.50     | 1.8  | 7.1      | -    |
| 02/19/2004                 | NP   |            | 25.50                  | 40.50                     | 23.53      | 428.14                       | <50                    | <0.50   | <0.50   | <0.50         | <0.50         | <0.50     | 2.4  | 6.7      | c    |
| 08/04/2004                 | P    | 454.11     | 25.50                  | 40.50                     | 22.45      | 431.66                       | 600                    | <0.50   | <0.50   | 3.3           | 3.4           | <0.50     | 4.4  | 7.2      | -    |
| 01/18/2005                 | P    |            | 25.50                  | 40.50                     | 23.57      | 430.54                       | 1,400                  | 8.0     | 1.9     | 22            | 68            | <0.50     | 3.6  | 6.9      | -    |

**Table 1. Summary of Groundwater Monitoring Data: Relative Water Elevations and Laboratory Analyses**  
**ARCO Service Station #0771, 899 Rincon Ave., Livermore, CA**

| Well ID and Date Monitored | P/NP | TOC (feet) | Top of Screen (ft.bgs) | Bottom of Screen (ft.bgs) | DTW (feet) | Water Level Elevation (feet) | Concentrations in µg/L |         |         |               |               |       | DO (mg/L) | pH   | Footnote |
|----------------------------|------|------------|------------------------|---------------------------|------------|------------------------------|------------------------|---------|---------|---------------|---------------|-------|-----------|------|----------|
|                            |      |            |                        |                           |            |                              | GRO/TPHG               | Benzene | Toluene | Ethyl-Benzene | Total Xylenes | MTBE  |           |      |          |
| <b>RW-1 Cont.</b>          |      |            |                        |                           |            |                              |                        |         |         |               |               |       |           |      |          |
| 07/15/2005                 | NP   | 454.11     | 25.50                  | 40.50                     | 29.02      | 425.09                       | <50                    | <0.50   | <0.50   | <0.50         | <0.50         | 2.0   | 1.1       | 7.8  |          |
| 01/10/2006                 | P    |            | 25.50                  | 40.50                     | 21.88      | 432.23                       | 480                    | 0.67    | 8.3     | 18            | 0.54          | 0.54  | 4.4       | 7.1  |          |
| 7/21/2006                  | -    |            | 25.50                  | 40.50                     | -          | -                            | -                      | -       | -       | -             | -             | -     | -         | -    | d        |
| 1/17/2007                  | P    |            | 25.50                  | 40.50                     | 31.48      | 422.63                       | 6,900                  | 2.8     | 22      | 31            | 2.6           | 2.6   | 4.08      | 7.74 |          |
| 7/18/2007                  | NP   |            | 25.50                  | 40.50                     | 32.45      | 421.66                       | <50                    | <0.50   | <0.50   | <0.50         | <0.50         | <0.50 | 1.33      | 7.48 |          |
| 1/15/2008                  | NP   |            | 25.50                  | 40.50                     | 28.39      | 425.72                       | <50                    | <0.50   | <0.50   | <0.50         | 8.3           | 8.3   | 2.73      | 6.87 |          |
| 7/7/2008                   | NP   |            | 25.50                  | 40.50                     | 35.19      | 418.92                       | <50                    | <0.50   | <0.50   | <0.50         | 0.53          | 0.53  | 2.51      | 7.05 |          |
| 1/7/2009                   | NP   |            | 25.50                  | 40.50                     | 33.31      | 420.80                       | 120                    | 0.96    | <0.50   | <0.50         | 1.6           | 1.6   | 2.13      | 6.84 |          |
| 7/22/2009                  | NP   |            | 25.50                  | 40.50                     | 36.15      | 417.96                       | <50                    | <0.50   | <0.50   | <0.50         | 0.84          | 0.84  | 10.39     | 7.40 |          |
| 3/12/2010                  | P    |            | 25.50                  | 40.50                     | 25.01      | 429.10                       | 240                    | 15      | <0.50   | <0.50         | 2.7           | 2.7   | 0.78      | 7.06 |          |
| 9/9/2010                   | NP   |            | 25.50                  | 40.50                     | 31.01      | 423.10                       | 440                    | <0.50   | <0.50   | 0.53          | 1.9           | 1.9   | -         | 7.3  |          |
| 2/17/2011                  | NP   |            | 25.50                  | 40.50                     | 26.45      | 427.66                       | 500                    | 1.5     | <0.50   | <0.50         | <0.50         | <0.50 | 0.98      | 8.0  | g (GRO)  |
| 7/7/2011                   | NP   |            | 25.50                  | 40.50                     | 30.42      | 423.69                       | 750                    | 2.4     | <0.50   | 0.64          | 2.2           | 2.2   | 0.82      | 6.7  | g (GRO)  |
| 1/23/2012                  | P    |            | 25.50                  | 40.50                     | 29.13      | 424.98                       | 430                    | 13      | <0.50   | <0.50         | 2.4           | 1.8   | 0.43      | 6.61 | g (GRO)  |
| 7/25/2012                  | P    |            | 25.50                  | 40.50                     | 36.50      | 417.61                       | <50                    | <0.50   | <0.50   | <0.50         | <1.0          | <0.50 | 2.21      | 6.93 |          |
| 1/17/2013                  | P    |            | 25.50                  | 40.50                     | 28.80      | 425.31                       | <50                    | 1.4     | <0.50   | <0.50         | <1.0          | 0.85  | 1.49      | 7.65 |          |
| 7/25/2013                  | P    |            | 25.50                  | 40.50                     | 34.65      | 419.46                       | 230                    | 0.83    | <0.50   | <0.50         | <1.0          | 1.3   | 4.72      | 6.94 |          |
| 1/29/2014                  | P    |            | 25.50                  | 40.50                     | 34.57      | 419.54                       | 290                    | 0.91    | <0.50   | <0.50         | <1.0          | 1.3   | 2.25      | 7.40 |          |
| <b>VW-1</b>                |      |            |                        |                           |            |                              |                        |         |         |               |               |       |           |      |          |
| 8/31/2000                  | P    | NS         | 18.50                  | 28.50                     | 20.61      | -                            | <50.0                  | <0.500  | <0.500  | <0.500        | <0.500        | <2.50 | 10.08     | -    |          |
| 2/9/2001                   | P    |            | 18.50                  | 28.50                     | 22.10      | -                            | <50.0                  | <0.500  | <0.500  | <0.500        | <0.500        | <2.50 | 0.53      | -    |          |
| 9/17/2001                  | P    |            | 18.50                  | 28.50                     | 21.99      | -                            | <50                    | <0.50   | <0.50   | <0.50         | <0.50         | <2.5  | 6.59      | -    |          |
| 1/21/2002                  | P    |            | 18.50                  | 28.50                     | 21.50      | -                            | <50                    | <0.50   | <0.50   | <0.50         | <0.50         | <5.0  | 0.7       | -    |          |
| 7/19/2002                  | P    |            | 18.50                  | 28.50                     | 22.42      | -                            | <50                    | <0.50   | <0.50   | <0.50         | <0.50         | <0.50 | 4.9       | 7.1  |          |
| 1/15/2003                  | -    |            | 18.50                  | 28.50                     | 22.59      | -                            | <50                    | <0.50   | 0.63    | 1.7           | <0.50         | <0.50 | 5.4       | 7.2  |          |
| 7/9/2003                   | -    |            | 18.50                  | 28.50                     | 22.50      | -                            | <50                    | <0.50   | <0.50   | 0.61          | <0.50         | <0.50 | 2.0       | 7.0  |          |
| 02/19/2004                 | -    |            | 18.50                  | 28.50                     | 21.04      | -                            | -                      | -       | -       | -             | -             | -     | -         | -    |          |
| 08/04/2004                 | P    | 453.29     | 18.50                  | 28.50                     | 20.48      | 432.81                       | <50                    | <0.50   | <0.50   | <0.50         | <0.50         | <0.50 | 5.7       | 7.0  |          |
| 01/18/2005                 | -    |            | 18.50                  | 28.50                     | 21.72      | 431.57                       | -                      | -       | -       | -             | -             | -     | -         | -    |          |
| 07/15/2005                 | P    |            | 18.50                  | 28.50                     | 22.50      | 430.79                       | <50                    | <0.50   | <0.50   | <0.50         | <0.50         | <0.50 | 5.1       | 7.4  |          |

**Table 1. Summary of Groundwater Monitoring Data: Relative Water Elevations and Laboratory Analyses**  
**ARCO Service Station #0771, 899 Rincon Ave., Livermore, CA**

| Well ID and Date Monitored | P/NP | TOC (feet) | Top of Screen (ft bgs) | Bottom of Screen (ft bgs) | DTW (feet) | Water Level Elevation (feet) | Concentrations in µg/L |         |         |               |               | DO (mg/L) | pH   | Footnote |
|----------------------------|------|------------|------------------------|---------------------------|------------|------------------------------|------------------------|---------|---------|---------------|---------------|-----------|------|----------|
|                            |      |            |                        |                           |            |                              | GRO/TPHg               | Benzene | Toluene | Ethyl-Benzene | Total Xylenes |           |      |          |
| VW-1 Cont.                 |      |            |                        |                           |            |                              |                        |         |         |               |               |           |      |          |
| 01/10/2006                 | -    | 453.29     | 18.50                  | 28.50                     | 20.17      | 433.12                       | -                      | -       | -       | -             | -             | -         | -    | -        |
| 7/21/2006                  | P    |            | 18.50                  | 28.50                     | 22.50      | 430.79                       | <0.50                  | <0.50   | <0.50   | <0.50         | <0.50         | 5.91      | 7.3  | e        |
| 1/17/2007                  | -    |            | 18.50                  | 28.50                     | 21.67      | 431.62                       | -                      | -       | -       | -             | -             | -         | -    | -        |
| 7/18/2007                  | NP   |            | 18.50                  | 28.50                     | 23.58      | 429.71                       | <50                    | <0.50   | <0.50   | <0.50         | <0.50         | 6.45      | 8.52 |          |
| 1/15/2008                  | -    |            | 18.50                  | 28.50                     | 21.87      | 431.42                       | -                      | -       | -       | -             | -             | -         | -    | -        |
| 7/7/2008                   | NP   |            | 18.50                  | 28.50                     | 23.70      | 429.59                       | <50                    | <0.50   | <0.50   | <0.50         | <0.50         | 7.54      | 8.46 |          |
| 1/7/2009                   | -    |            | 18.50                  | 28.50                     | 22.00      | 431.29                       | -                      | -       | -       | -             | -             | -         | -    | -        |
| 7/22/2009                  | NP   |            | 18.50                  | 28.50                     | 23.95      | 429.34                       | <50                    | <0.50   | <0.50   | <0.50         | <0.50         | 10.12     | 7.66 |          |
| 3/12/2010                  | -    |            | 18.50                  | 28.50                     | 21.85      | 431.44                       | -                      | -       | -       | -             | -             | -         | -    | -        |
| 9/9/2010                   | NP   |            | 18.50                  | 28.50                     | 23.65      | 429.64                       | <50                    | <0.50   | <0.50   | <0.50         | <0.50         | -         | 6.93 |          |
| 2/17/2011                  | NP   |            | 18.50                  | 28.50                     | 23.83      | 429.46                       | <50                    | <0.50   | <0.50   | <0.50         | <0.50         | 4.57      | 7.9  |          |
| 7/7/2011                   | NP   |            | 18.50                  | 28.50                     | 25.17      | 428.12                       | <50                    | <0.50   | <0.50   | <0.50         | <0.50         | 3.85      | 7.2  |          |
| 1/23/2012                  | -    |            | 18.50                  | 28.50                     | 27.40      | 425.89                       | -                      | -       | -       | -             | -             | -         | -    | j        |
| 7/25/2012                  | NP   |            | 18.50                  | 28.50                     | 27.40      | 425.89                       | 80                     | <0.50   | <0.50   | <0.50         | <0.50         | 5.12      | 7.39 |          |
| 8/31/2012                  | -    |            | 18.50                  | 28.50                     | 28.03      | 425.26                       | -                      | -       | -       | -             | -             | -         | -    | -        |
| 1/17/2013                  | -    |            | 18.50                  | 28.50                     | 24.60      | 428.69                       | -                      | -       | -       | -             | -             | -         | -    | -        |
| 7/25/2013                  | -    |            | 18.50                  | 28.50                     | 27.41      | 425.88                       | <50                    | <0.50   | <0.50   | <0.50         | <0.50         | -         | -    | j        |
| 1/29/2014                  | -    |            | 18.50                  | 28.50                     | 27.70      | 425.59                       | -                      | -       | -       | -             | -             | -         | -    | j        |



**Symbols & Abbreviations:**

--/-- = Not analyzed/applicable/sampled/measured  
< = Not detected at or above specified laboratory reporting limit  
DO = Dissolved oxygen  
DTW = Depth to water in ft bgs  
ft bgs = Feet below ground surface  
ft MSL = Feet above mean sea level  
GRO = Gasoline range organics, range C4-C12  
GWE = Groundwater elevation in ft MSL  
g/L = Micrograms per liter  
mg/L = Milligrams per liter  
MTBE = Methyl tert-butyl ether  
NP = Not purged before sampling  
P = Purged before sampling  
TPH-g = Total petroleum hydrocarbons as gasoline  
TOC = Top of casing elevation in ft MSL

**Footnotes:**

a = Chromatogram Pattern: Gasoline C6-C10  
b = Duplicate sample  
c = GRO analyzed by EPA Method 8015B modified  
d = Well inaccessible  
e = Hydrocarbon result partly due to individ. peak(s) in quant. range  
f = Sample > 4x spike concentration  
g = Quantitated against gasoline  
h = Insufficient water within well to collect sample  
i = Well not sampled due to the presence of Light Non-Aqueous Phase Liquid (LNAPL)  
j = Insufficient water within well to purge prior to sample collection  
k = Sample collected following removal of approximately 1.5 gallons of LNAPL/water mixture from well

**Notes:**

For previous historical GWE and analytical data please refer to Fourth Quarter 1995 Groundwater Monitoring Program Results and Remediation System Performance Evaluation Report, ARCO Service Station 771, Livermore, California, (EMCON, March 1, 1996)

Please note that beginning in the fourth quarter 2003, the laboratory modified the reported analyte list. TPH-g was changed to GRO. The resulting data may be impacted by the potential inclusion of non-TPH-g analytes within the requested fuel range resulting in a higher concentration being reported

All analytes unless otherwise notes utilized EPA Method 8260B, EPA method 8015B modified prior to 1/15/03, and EPA method 8020 prior to 12/03/99

Site wells were resurveyed to NAVD '88 datum on March 8, 2004

Top of screen and bottom of screen depths for MW-3 and MW-6 are estimated from cross-sections

GRO analysis was completed by EPA method 8260B (C4-C12) for samples collected from the time period April 2006 through February 4, 2008. The analysis for GRO was changed to EPA method 8015B (C6-C12) for samples collected from the time period February 5, 2008 through the present

The data within this table collected prior to April 2006 was provided to Broadbent & Associates, Inc. by Atlantic Richfield Company and their previous consultants. Broadbent & Associates, Inc. has not verified the accuracy of this information

Table 2  
Historical Groundwater Elevation Data  
Summary Report

ARCO Service Station 771  
899 Rincon Avenue, Livermore, California

Date: 03-07-95  
Project Number: 0805-122.01

| Well Designation | Water Level Field Date | TOC  | Depth to | Ground- | Floating  | Ground-        | Hydraulic Gradient |  |
|------------------|------------------------|--|----------|---------|-----------|----------------|--------------------|--|
|                  |                        | Elevation  | Water    | Water   | Product   | Water          |                    |  |
|                  |                        | ft-MSL   | feet     | ft-MSL  | Thickness | Flow Direction | foot/foot          |  |
|                  |                        |  |          |         | feet      | MWN            |                    |  |
| MW-1             | 01-15-91               | 451.80   | 32.77    | 419.03  | Sheen     | NR             | NR                 |  |
| MW-1             | 02-27-91               | 451.80   | 32.23    | 419.57  | ND        | NR             | NR                 |  |
| MW-1             | 03-20-91               | 451.80   | 27.38    | 424.42  | Sheen     | NR             | NR                 |  |
| MW-1             | 04-10-91               | 451.80   | 26.49    | 425.31  | ND        | NR             | NR                 |  |
| MW-1             | 05-20-91               | 451.80 Not surveyed: interface probe failure               |          |         |           |                |                    |  |
| MW-1             | 06-20-91               | 451.80   | 33.95    | 417.85  | Sheen     | NR             | NR                 |  |
| MW-1             | 07-25-91               | 451.80   | ^36.59   | ^415.21 | 0.10      | NR             | NR                 |  |
| MW-1             | 08-13-91               | 451.80   | ^37.72   | ^414.08 | 0.20      | NR             | NR                 |  |
| MW-1             | 09-12-91               | 451.80   | ^39.25   | ^412.55 | 0.23      | NR             | NR                 |  |
| MW-1             | 10-30-91               | 451.80   | ^39.14   | ^412.66 | 0.20      | NR             | NR                 |  |
| MW-1             | 11-13-91               | 451.80   | DRY      | DRY     | ND        | NR             | NR                 |  |
| MW-1             | 12-26-91               | 451.80   | ^39.30   | ^412.50 | 0.01      | NR             | NR                 |  |
| MW-1             | 01-18-92               | NR   | 37.81    | NR      | Skimmer   | NR             | NR                 |  |
| MW-1             | 02-21-92               | NR Not surveyed: well inaccessible due to construction     |          |         |           |                |                    |  |
| MW-1             | 03-31-92               | NR   | 31.90    | NR      | Skimmer   | NR             | NR                 |  |
| MW-1             | 04-24-92               | 451.42 Not surveyed: well inaccessible due to construction |          |         |           |                |                    |  |
| MW-1             | 05-20-92               | 451.42   | 33.00    | 418.42  | Skimmer   | NR             | NR                 |  |
| MW-1             | 06-12-92               | 451.42   | 33.25    | 418.17  | 0.02      | NR             | NR                 |  |
| MW-1             | 07-28-92               | 451.42   | 32.31    | 419.11  | ND        | NR             | NR                 |  |
| MW-1             | 08-24-92               | 451.42   | 30.87    | 420.55  | ND        | NR             | NR                 |  |
| MW-1             | 09-15-92               | 451.42   | ^32.24   | ^419.18 | 0.01      | NR             | NR                 |  |
| MW-1             | 10-29-92               | 451.42   | 32.29    | 419.13  | ND        | NR             | NR                 |  |
| MW-1             | 11-25-92               | 451.73   | 32.15    | 419.58  | ND*       | NR             | NR                 |  |
| MW-1             | 12-14-92               | 451.73   | 30.54    | 421.19  | ND        | NR             | NR                 |  |
| MW-1             | 01-29-93               | 451.73   | 23.49    | 428.24  | ND        | NR             | NR                 |  |
| MW-1             | 02-26-93               | 451.73   | 25.23    | 426.50  | ND        | NR             | NR                 |  |
| MW-1             | 03-29-93               | 451.73   | 25.66    | 426.07  | ND        | NR             | NR                 |  |
| MW-1             | 04-27-93               | 451.73   | 28.02    | 423.71  | ND        | NR             | NR                 |  |
| MW-1             | 05-10-93               | 451.73   | 30.38    | 421.35  | ND        | NR             | NR                 |  |
| MW-1             | 06-17-93               | 451.73   | 30.81    | 420.92  | ND        | NR             | NR                 |  |
| MW-1             | 07-27-93               | 451.73 Not surveyed: vehicle parked on well                |          |         |           |                |                    |  |
| MW-1             | 08-26-93               | 451.73   | 31.23    | 420.50  | ND        | NR             | NR                 |  |
| MW-1             | 09-14-93               | 451.73   | 32.59    | 419.14  | ND        | NR             | NR                 |  |
| MW-1             | 11-05-93               | 451.73   | 32.13    | 419.60  | ND        | NR             | NR                 |  |
| MW-1             | 03-26-94               | 451.73   | 28.22    | 423.51  | ND        | NR             | NR                 |  |
| MW-1             | 06-13-94               | 451.73   | 29.86    | 421.87  | ND        | NR             | NR                 |  |
| MW-1             | 09-22-94               | 451.73   | 31.61    | 420.12  | ND        | NNE            | 0.056              |  |
| MW-1             | 11-25-94               | 451.73   | 29.76    | 421.97  | ND        | N              | 0.06               |  |

Table 2  
Historical Groundwater Elevation Data  
Summary Report

ARCO Service Station 771  
899 Rincon Avenue, Livermore, California

Date: 03-07-95  
Project Number: 0805-122.01

| Well Designation | Water Level Field Date | TOC Elevation<br>ft-MSL | Depth to Water<br>feet | Ground-Water Elevation<br>ft-MSL      | Floating Product Thickness<br>feet | Ground-Water Flow Direction<br>MWN | Hydraulic Gradient<br>foot/foot |
|------------------|------------------------|-------------------------|------------------------|---------------------------------------|------------------------------------|------------------------------------|---------------------------------|
| MW-2             | 01-15-91               | 449.52                  | ^30.89                 | ^418.63                               | 0.16                               | NR                                 | NR                              |
| MW-2             | 02-27-91               | 449.52                  | ^29.11                 | ^420.41                               | 0.02                               | NR                                 | NR                              |
| MW-2             | 03-20-91               | 449.52                  | ^24.57                 | ^424.95                               | 0.02                               | NR                                 | NR                              |
| MW-2             | 04-10-91               | 449.52                  | ^22.85                 | ^426.67                               | 0.05                               | NR                                 | NR                              |
| MW-2             | 05-20-91               | 449.51                  | Not surveyed:          |                                       |                                    |                                    |                                 |
| MW-2             | 06-20-91               | 449.51                  | ^31.42                 | ^418.09                               | 0.15                               | NR                                 | NR                              |
| MW-2             | 07-25-91               | 449.51                  | ^33.69                 | ^415.82                               | 0.49                               | NR                                 | NR                              |
| MW-2             | 08-13-91               | 449.51                  | ^34.80                 | ^414.71                               | 0.47                               | NR                                 | NR                              |
| MW-2             | 09-12-91               | 449.51                  | ^36.39                 | ^413.12                               | 0.45                               | NR                                 | NR                              |
| MW-2             | 10-30-91               | 449.51                  | DRY                    | DRY                                   | ND                                 | NR                                 | NR                              |
| MW-2             | 11-13-91               | 449.51                  | DRY                    | DRY                                   | ND                                 | NR                                 | NR                              |
| MW-2             | 12-26-91               | 449.51                  | 36.45                  | 413.06                                | Sheen                              | NR                                 | NR                              |
| MW-2             | 01-18-92               | 449.51                  | Not surveyed:          | well inaccessible due to construction |                                    |                                    |                                 |
| MW-2             | 02-21-92               | 449.51                  | 26.27                  | NR                                    | Skimmer                            | NR                                 | NR                              |
| MW-2             | 03-31-92               | 449.51                  | 28.85                  | NR                                    | Skimmer                            | NR                                 | NR                              |
| MW-2             | 04-24-92               | 449.51                  | 30.95                  | 418.56                                | Skimmer                            | NR                                 | NR                              |
| MW-2             | 05-20-92               | 449.51                  | 30.69                  | 418.82                                | Skimmer                            | NR                                 | NR                              |
| MW-2             | 06-12-92               | 449.51                  | 31.25                  | 418.26                                | ND                                 | NR                                 | NR                              |
| MW-2             | 07-28-92               | 449.51                  | 30.31                  | 419.20                                | ND                                 | NR                                 | NR                              |
| MW-2             | 08-24-92               | 449.51                  | 29.83                  | 419.68                                | ND                                 | NR                                 | NR                              |
| MW-2             | 09-15-92               | 449.51                  | 30.06                  | 419.45                                | Sheen                              | NR                                 | NR                              |
| MW-2             | 10-29-92               | 449.51                  | 30.90                  | 418.61                                | ND                                 | NR                                 | NR                              |
| MW-2             | 11-25-92               | 449.49                  | 31.13                  | 418.36                                | ND*                                | NR                                 | NR                              |
| MW-2             | 12-14-92               | 449.49                  | 29.24                  | 420.25                                | ND                                 | NR                                 | NR                              |
| MW-2             | 01-29-93               | 449.49                  | 20.12                  | 429.37                                | ND                                 | NR                                 | NR                              |
| MW-2             | 02-26-93               | 449.49                  | 22.59                  | 426.90                                | ND                                 | NR                                 | NR                              |
| MW-2             | 03-29-93               | 449.49                  | 22.83                  | 426.66                                | ND                                 | NR                                 | NR                              |
| MW-2             | 04-27-93               | 449.49                  | 25.10                  | 424.39                                | ND                                 | NR                                 | NR                              |
| MW-2             | 05-10-93               | 449.49                  | 27.23                  | 422.26                                | ND                                 | NR                                 | NR                              |
| MW-2             | 06-17-93               | 449.49                  | 28.26                  | 421.23                                | ND                                 | NR                                 | NR                              |
| MW-2             | 07-27-93               | 449.49                  | 29.50                  | 419.99                                | ND                                 | NR                                 | NR                              |
| MW-2             | 08-26-93               | 449.49                  | 29.85                  | 419.64                                | ND                                 | NR                                 | NR                              |
| MW-2             | 09-14-93               | 449.49                  | 30.43                  | 419.06                                | ND                                 | NR                                 | NR                              |
| MW-2             | 11-05-93               | 449.49                  | 30.20                  | 419.29                                | ND                                 | NR                                 | NR                              |
| MW-2             | 03-26-94               | 449.49                  | 25.30                  | 424.19                                | ND                                 | NR                                 | NR                              |
| MW-2             | 06-13-94               | 449.49                  | 27.28                  | 422.21                                | ND                                 | NR                                 | NR                              |
| MW-2             | 09-22-94               | 449.49                  | 29.54                  | 419.95                                | ND                                 | NNE                                | 0.056                           |
| MW-2             | 11-25-94               | 449.49                  | 27.85                  | 421.64                                | ND                                 | N                                  | 0.06                            |

Table 2  
Historical Groundwater Elevation Data  
Summary Report

ARCO Service Station 771  
899 Rincon Avenue, Livermore, California

Date: 03-07-95  
Project Number: 0805-122.01

| Well Designation | Water Level Field Date | TOC Elevation<br>ft-MSL                                    | Depth to Water<br>feet | Ground-Water Elevation<br>ft-MSL | Floating Product Thickness<br>feet | Ground-Water Flow Direction<br>MWN | Hydraulic Gradient<br>foot/foot |  |
|------------------|------------------------|--|------------------------|----------------------------------|------------------------------------|------------------------------------|---------------------------------|--|
| MW-3             | 01-15-91               | 450.29   | 32.34                  | 417.95                           | ND                                 | NR                                 | NR                              |  |
| MW-3             | 02-27-91               | 450.29   | 31.78                  | 418.51                           | ND                                 | NR                                 | NR                              |  |
| MW-3             | 03-20-91               | 450.29   | 27.74                  | 422.55                           | ND                                 | NR                                 | NR                              |  |
| MW-3             | 04-10-91               | 450.29   | 25.05                  | 425.24                           | ND                                 | NR                                 | NR                              |  |
| MW-3             | 05-20-91               | 450.28   | 27.06                  | 423.22                           | ND                                 | NR                                 | NR                              |  |
| MW-3             | 06-20-91               | 450.28   | 32.35                  | 417.93                           | ND                                 | NR                                 | NR                              |  |
| MW-3             | 07-25-91               | 450.28   | 35.02                  | 415.26                           | ND                                 | NR                                 | NR                              |  |
| MW-3             | 08-13-91               | 450.28   | 36.50                  | 413.78                           | ND                                 | NR                                 | NR                              |  |
| MW-3             | 09-12-91               | 450.28   | 38.47                  | 411.81                           | ND                                 | NR                                 | NR                              |  |
| MW-3             | 10-30-91               | 450.28   | DRY                    | DRY                              | ND                                 | NR                                 | NR                              |  |
| MW-3             | 11-13-91               | 450.28   | DRY                    | DRY                              | ND                                 | NR                                 | NR                              |  |
| MW-3             | 12-26-91               | 450.28   | 38.53                  | 411.75                           | ND                                 | NR                                 | NR                              |  |
| MW-3             | 01-18-92               | 450.28 Not surveyed: well inaccessible due to construction |                        |                                  |                                    |                                    |                                 |  |
| MW-3             | 02-21-92               | 450.28 Not surveyed: well inaccessible due to construction |                        |                                  |                                    |                                    |                                 |  |
| MW-3             | 03-31-92               | 450.28   | 30.61                  | NR                               | ND                                 | NR                                 | NR                              |  |
| MW-3             | 04-24-92               | 450.28   | 32.83                  | 417.45                           | ND                                 | NR                                 | NR                              |  |
| MW-3             | 05-20-92               | 450.28   | 33.85                  | 416.43                           | ND                                 | NR                                 | NR                              |  |
| MW-3             | 06-12-92               | 450.28   | 34.51                  | 415.77                           | ND                                 | NR                                 | NR                              |  |
| MW-3             | 07-28-92               | 450.28   | 34.42                  | 415.86                           | ND                                 | NR                                 | NR                              |  |
| MW-3             | 08-24-92               | 450.28   | 32.46                  | 417.82                           | ND                                 | NR                                 | NR                              |  |
| MW-3             | 09-15-92               | 450.28   | 34.29                  | 415.99                           | ND                                 | NR                                 | NR                              |  |
| MW-3             | 10-29-92               | 450.28   | 33.40                  | 416.88                           | ND                                 | NR                                 | NR                              |  |
| MW-3             | 11-25-92               | 450.28   | 33.67                  | 416.61                           | ND                                 | NR                                 | NR                              |  |
| MW-3             | 12-14-92               | 450.28   | 34.26                  | 416.02                           | ND                                 | NR                                 | NR                              |  |
| MW-3             | 01-29-93               | 450.28   | 21.88                  | 428.40                           | ND                                 | NR                                 | NR                              |  |
| MW-3             | 02-26-93               | 450.28   | 24.71                  | 425.57                           | ND                                 | NR                                 | NR                              |  |
| MW-3             | 03-29-93               | 450.28   | 24.74                  | 425.54                           | ND                                 | NR                                 | NR                              |  |
| MW-3             | 04-27-93               | 450.28   | 25.96                  | 424.32                           | ND                                 | NR                                 | NR                              |  |
| MW-3             | 05-10-93               | 450.28   | 27.61                  | 422.67                           | ND                                 | NR                                 | NR                              |  |
| MW-3             | 06-17-93               | 450.28   | 28.73                  | 421.55                           | ND                                 | NR                                 | NR                              |  |
| MW-3             | 07-27-93               | 450.28   | 30.37                  | 419.91                           | ND                                 | NR                                 | NR                              |  |
| MW-3             | 08-26-93               | 450.28   | 30.94                  | 419.34                           | ND                                 | NR                                 | NR                              |  |
| MW-3             | 09-14-93               | 450.28   | 31.84                  | 418.44                           | ND                                 | NR                                 | NR                              |  |
| MW-3             | 11-05-93               | 450.28   | 33.22                  | 417.06                           | ND                                 | NR                                 | NR                              |  |
| MW-3             | 03-26-94               | 450.28   | 26.97                  | 423.31                           | ND                                 | NR                                 | NR                              |  |
| MW-3             | 06-13-94               | 450.28   | 28.71                  | 421.57                           | ND                                 | NR                                 | NR                              |  |
| MW-3             | 09-22-94               | 450.28   | 32.34                  | 417.94                           | ND                                 | NNE                                | 0.056                           |  |
| MW-3             | 11-25-94               | 450.28   | 30.76                  | 419.52                           | ND                                 | N                                  | 0.06                            |  |

Table 2  
 Historical Groundwater Elevation Data  
 Summary Report

ARCO Service Station 771  
 899 Rincon Avenue, Livermore, California

Date: 03-07-95  
 Project Number: 0805-122.01

| Well Designation | Water Level Field Date | TOC Elevation<br>ft-MSL | Depth to Water<br>feet | Ground-Water Elevation<br>ft-MSL | Floating Product Thickness<br>feet | Ground-Water Flow Direction<br>MWN | Hydraulic Gradient<br>foot/foot |
|------------------|------------------------|-------------------------|------------------------|----------------------------------|------------------------------------|------------------------------------|---------------------------------|
| MW-4             | 07-25-91               | 451.56                  | 36.07                  | 415.49                           | ND                                 | NR                                 | NR                              |
| MW-4             | 08-13-91               | 451.56                  | 37.54                  | 414.02                           | ND                                 | NR                                 | NR                              |
| MW-4             | 09-12-91               | 451.56                  | 38.73                  | 412.83                           | ND                                 | NR                                 | NR                              |
| MW-4             | 10-30-91               | 451.56                  | 39.90                  | 411.66                           | ND                                 | NR                                 | NR                              |
| MW-4             | 11-13-91               | 451.56                  | 40.56                  | 411.00                           | ND                                 | NR                                 | NR                              |
| MW-4             | 12-26-91               | 450.99                  | 38.78                  | 412.21                           | ND                                 | NR                                 | NR                              |
| MW-4             | 01-18-92               | 450.99                  | 38.71                  | NR                               | ND                                 | NR                                 | NR                              |
| MW-4             | 02-21-92               | 450.99                  | 31.91                  | NR                               | ND                                 | NR                                 | NR                              |
| MW-4             | 03-31-92               | 450.99                  | 30.36                  | NR                               | ND                                 | NR                                 | NR                              |
| MW-4             | 04-24-92               | 450.99                  | 32.65                  | 418.34                           | ND                                 | NR                                 | NR                              |
| MW-4             | 05-20-92               | 450.99                  | 32.62                  | 418.37                           | ND                                 | NR                                 | NR                              |
| MW-4             | 06-12-92               | 450.99                  | 32.73                  | 418.26                           | ND                                 | NR                                 | NR                              |
| MW-4             | 07-28-92               | 450.99                  | 31.48                  | 419.51                           | ND                                 | NR                                 | NR                              |
| MW-4             | 08-24-92               | 450.99                  | 32.84                  | 418.15                           | ND                                 | NR                                 | NR                              |
| MW-4             | 09-15-92               | 450.99                  | 31.37                  | 419.62                           | ND                                 | NR                                 | NR                              |
| MW-4             | 10-29-92               | 450.99                  | 32.58                  | 418.41                           | ND                                 | NR                                 | NR                              |
| MW-4             | 11-25-92               | 451.09                  | 32.37                  | 418.72                           | ND                                 | NR                                 | NR                              |
| MW-4             | 12-14-92               | 451.09                  | 30.99                  | 420.10                           | ND                                 | NR                                 | NR                              |
| MW-4             | 01-29-93               | 451.09                  | 22.30                  | 428.79                           | ND                                 | NR                                 | NR                              |
| MW-4             | 02-26-93               | 451.09                  | 24.47                  | 426.62                           | ND                                 | NR                                 | NR                              |
| MW-4             | 03-29-93               | 451.09                  | 24.67                  | 426.42                           | ND                                 | NR                                 | NR                              |
| MW-4             | 04-27-93               | 451.09                  | 26.68                  | 424.41                           | ND                                 | NR                                 | NR                              |
| MW-4             | 05-10-93               | 451.09                  | 28.64                  | 422.45                           | ND                                 | NR                                 | NR                              |
| MW-4             | 06-17-93               | 451.09                  | 29.28                  | 421.81                           | ND                                 | NR                                 | NR                              |
| MW-4             | 07-27-93               | 451.09                  | 31.14                  | 419.95                           | ND                                 | NR                                 | NR                              |
| MW-4             | 08-26-93               | 451.09                  | 31.38                  | 419.71                           | ND                                 | NR                                 | NR                              |
| MW-4             | 09-14-93               | 451.09                  | 32.00                  | 419.09                           | ND                                 | NR                                 | NR                              |
| MW-4             | 11-05-93               | 451.09                  | 31.16                  | 419.93                           | ND                                 | NR                                 | NR                              |
| MW-4             | 03-26-94               | 451.09                  | 26.94                  | 424.15                           | ND                                 | NR                                 | NR                              |
| MW-4             | 06-13-94               | 451.09                  | 28.88                  | 422.21                           | ND                                 | NR                                 | NR                              |
| MW-4             | 09-22-94               | 451.09                  | 30.98                  | 420.11                           | ND                                 | NNE                                | 0.056                           |
| MW-4             | 11-25-94               | 451.09                  | 29.08                  | 422.01                           | ND                                 | N                                  | 0.06                            |

Table 2  
Historical Groundwater Elevation Data  
Summary Report

ARCO Service Station 771  
899 Rincon Avenue, Livermore, California

Date: 03-07-95  
Project Number: 0805-122.01

| Well<br>Desig-<br>nation | Water<br>Level<br>Field<br>Date | TOC<br>Elevation<br>ft-MSL | Depth<br>to<br>Water<br>feet                     | Ground-<br>Water<br>Elevation<br>ft-MSL | Floating<br>Product<br>Thickness<br>feet | Ground-<br>Water<br>Flow<br>Direction<br>MWN | Hydraulic<br>Gradient<br>foot/foot |
|--------------------------|---------------------------------|----------------------------|--|---|--|--|------------------------------------|
|                          |                                 |                            |  |   |  |  |                                    |
| MW-5                     | 07-25-91                        | 451.41                     | 36.67  | 414.74                                  | Sheen                                    | NR   | NR                                 |
| MW-5                     | 08-13-91                        | 451.41                     | ^37.98   | ^413.43                                 | 0.01                                     | NR   | NR                                 |
| MW-5                     | 09-12-91                        | 451.41                     | ^39.01   | ^412.40                                 | 0.05                                     | NR   | NR                                 |
| MW-5                     | 10-30-91                        | 451.41                     | 38.28  | 413.13                                  | Sheen                                    | NR   | NR                                 |
| MW-5                     | 11-13-91                        | 451.41                     | 39.24  | 412.17                                  | Sheen                                    | NR   | NR                                 |
| MW-5                     | 12-26-91                        | 451.41                     | 39.11  | 412.30                                  | Sheen                                    | NR   | NR                                 |
| MW-5                     | 01-18-92                        | 451.41                     | 38.15  | NR                                      | Skimmer                                  | NR   | NR                                 |
| MW-5                     | 02-21-92                        | 451.41                     | 30.59  | NR                                      | Skimmer                                  | NR   | NR                                 |
| MW-5                     | 03-18-92                        | 451.41                     | 30.84  | NR                                      | Skimmer                                  | NR   | NR                                 |
| MW-5                     | 04-24-92                        | 451.40                     | 33.00  | 418.40                                  | Skimmer                                  | NR   | NR                                 |
| MW-5                     | 05-20-92                        | 451.40                     | 32.86  | 418.54                                  | Skimmer                                  | NR   | NR                                 |
| MW-5                     | 06-12-92                        | 451.40                     | 33.03  | 418.37                                  | ND                                       | NR   | NR                                 |
| MW-5                     | 07-28-92                        | 451.40                     | 31.92  | 419.48                                  | ND                                       | NR   | NR                                 |
| MW-5                     | 08-24-92                        | 451.40                     | 32.17  | 419.23                                  | ND                                       | NR   | NR                                 |
| MW-5                     | 09-15-92                        | 451.40                     | 31.90  | 419.50                                  | ND                                       | NR   | NR                                 |
| MW-5                     | 10-29-92                        | 451.40                     | 32.94  | 418.46                                  | ND                                       | NR   | NR                                 |
| MW-5                     | 11-25-92                        | 451.40                     | Not surveyed: new wellhead prevented measurement |   |  |  |                                    |
| MW-5                     | 12-14-92                        | 451.40                     | 30.90  | NR                                      | ND                                       | NR   | NR                                 |
| MW-5                     | 01-29-93                        | 451.40                     | 23.25  | NR                                      | ND                                       | NR   | NR                                 |
| MW-5                     | 02-26-93                        | 451.40                     | 25.02  | NR                                      | ND                                       | NR   | NR                                 |
| MW-5                     | 03-29-93                        | 451.40                     | 24.72  | NR                                      | ND                                       | NR   | NR                                 |
| MW-5                     | 04-27-93                        | 451.40                     | 27.11  | NR                                      | ND                                       | NR   | NR                                 |
| MW-5                     | 05-10-93                        | 451.40                     | 29.04  | NR                                      | ND                                       | NR   | NR                                 |
| MW-5                     | 06-17-93                        | 451.40                     | 29.33  | NR                                      | ND                                       | NR   | NR                                 |
| MW-5                     | 07-27-93                        | 451.40                     | 31.12  | 420.28                                  | ND                                       | NR   | NR                                 |
| MW-5                     | 08-26-93                        | 451.40                     | 31.37  | 420.03                                  | ND                                       | NR   | NR                                 |
| MW-5                     | 09-14-93                        | 451.40                     | 31.96  | 419.44                                  | ND                                       | NR   | NR                                 |
| MW-5                     | 11-05-93                        | 451.40                     | 31.03  | 420.37                                  | ND                                       | NR   | NR                                 |
| MW-5                     | 03-26-94                        | 451.40                     | 27.41  | 423.99                                  | ND                                       | NR   | NR                                 |
| MW-5                     | 06-13-94                        | 451.40                     | 29.29  | 422.11                                  | ND                                       | NR   | NR                                 |
| MW-5                     | 09-22-94                        | 451.40                     | Not surveyed: vehicle was parked on well         |   |  |  |                                    |
| MW-5                     | 11-25-94                        | 451.40                     | 29.76  | 421.64                                  | ND                                       | N  | 0.06                               |

Table 2  
 Historical Groundwater Elevation Data  
 Summary Report

ARCO Service Station 771  
 899 Rincon Avenue, Livermore, California

Date: 03-07-95  
 Project Number: 0805-122.01

| Well Designation | Water Level Field Date | TOC Elevation<br>ft-MSL | Depth to Water<br>feet | Ground-Water Elevation<br>ft-MSL | Floating Product Thickness<br>feet | Ground-Water Flow Direction<br>MWN | Hydraulic Gradient<br>foot/foot |
|------------------|------------------------|-------------------------|------------------------|----------------------------------|------------------------------------|------------------------------------|---------------------------------|
| MW-6             | 07-25-91               | 451.38                  | 37.68                  | 413.70                           | ND                                 | NR                                 | NR                              |
| MW-6             | 08-13-91               | 451.38                  | 39.17                  | 412.21                           | ND                                 | NR                                 | NR                              |
| MW-6             | 09-12-91               | 451.38                  | 41.14                  | 410.24                           | ND                                 | NR                                 | NR                              |
| MW-6             | 10-30-91               | 451.38                  | 42.10                  | 409.28                           | ND                                 | NR                                 | NR                              |
| MW-6             | 11-13-91               | 451.38                  | 41.45                  | 409.93                           | ND                                 | NR                                 | NR                              |
| MW-6             | 12-26-91               | 451.38                  | 41.23                  | 410.15                           | ND                                 | NR                                 | NR                              |
| MW-6             | 01-18-92               | 451.38                  | 38.23                  | NR                               | ND                                 | NR                                 | NR                              |
| MW-6             | 02-21-92               | 451.37                  | 35.21                  | NR                               | ND                                 | NR                                 | NR                              |
| MW-6             | 03-31-92               | 451.37                  | 32.26                  | NR                               | ND                                 | NR                                 | NR                              |
| MW-6             | 04-24-92               | 451.37                  | 33.24                  | 418.13                           | ND                                 | NR                                 | NR                              |
| MW-6             | 05-20-92               | 451.37                  | 33.14                  | 418.23                           | ND                                 | NR                                 | NR                              |
| MW-6             | 06-12-92               | 451.37                  | 33.43                  | 417.94                           | ND                                 | NR                                 | NR                              |
| MW-6             | 07-28-92               | 451.37                  | 32.52                  | 418.85                           | ND                                 | NR                                 | NR                              |
| MW-6             | 08-24-92               | 451.37                  | 32.57                  | 418.80                           | ND                                 | NR                                 | NR                              |
| MW-6             | 09-15-92               | 451.37                  | 32.58                  | 418.79                           | ND                                 | NR                                 | NR                              |
| MW-6             | 10-29-92               | 451.37                  | 32.33                  | 419.04                           | ND                                 | NR                                 | NR                              |
| MW-6             | 11-25-92               | 451.37                  | 32.43                  | 418.94                           | ND                                 | NR                                 | NR                              |
| MW-6             | 12-14-92               | 451.37                  | 31.52                  | 419.85                           | ND                                 | NR                                 | NR                              |
| MW-6             | 01-29-93               | 451.37                  | 23.70                  | 427.67                           | ND                                 | NR                                 | NR                              |
| MW-6             | 02-26-93               | 451.37                  | 26.22                  | 425.15                           | ND                                 | NR                                 | NR                              |
| MW-6             | 03-29-93               | 451.37                  | 26.13                  | 425.24                           | ND                                 | NR                                 | NR                              |
| MW-6             | 04-27-93               | 451.37                  | 27.27                  | 424.10                           | ND                                 | NR                                 | NR                              |
| MW-6             | 05-10-93               | 451.37                  | 29.74                  | 421.63                           | ND                                 | NR                                 | NR                              |
| MW-6             | 06-17-93               | 451.37                  | 30.92                  | 420.45                           | ND                                 | NR                                 | NR                              |
| MW-6             | 07-27-93               | 451.37                  | 30.90                  | 420.47                           | ND                                 | NR                                 | NR                              |
| MW-6             | 08-26-93               | 451.37                  | 31.18                  | 420.19                           | ND                                 | NR                                 | NR                              |
| MW-6             | 09-14-93               | 451.37                  | 31.70                  | 419.67                           | ND                                 | NR                                 | NR                              |
| MW-6             | 11-05-93               | 451.37                  | 31.83                  | 419.54                           | ND                                 | NR                                 | NR                              |
| MW-6             | 03-26-94               | 451.37                  | 28.24                  | 423.13                           | ND                                 | NR                                 | NR                              |
| MW-6             | 06-13-94               | 451.37                  | 29.20                  | 422.17                           | ND                                 | NR                                 | NR                              |
| MW-6             | 09-22-94               | 451.37                  | 30.37                  | 421.00                           | ND                                 | NNE                                | 0.056                           |
| MW-6             | 11-25-94               | 451.37                  | 29.88                  | 421.49                           | ND                                 | N                                  | 0.06                            |

Table 2  
Historical Groundwater Elevation Data  
Summary Report

ARCO Service Station 771  
899 Rincon Avenue, Livermore, California

Date: 03-07-95  
Project Number: 0805-122.01

| Well Designation | Water Level Field Date | TOC Elevation<br>ft-MSL | Depth to Water<br>feet                              | Ground-Water Elevation<br>ft-MSL | Floating Product Thickness<br>feet | Ground-Water Flow Direction<br>MWN | Hydraulic Gradient<br>foot/foot |  |
|------------------|------------------------|-------------------------|---|----------------------------------|------------------------------------|------------------------------------|---------------------------------|--|
| MW-7             | 07-25-91               | 450.65                  | 34.88   | 415.77                           | Sheen                              | NR                                 | NR                              |  |
| MW-7             | 08-13-91               | 450.65                  | 36.17   | 414.48                           | ND                                 | NR                                 | NR                              |  |
| MW-7             | 09-12-91               | 450.65                  | 37.81   | 412.84                           | ND                                 | NR                                 | NR                              |  |
| MW-7             | 10-30-91               | 450.65                  | 38.50   | 412.15                           | ND                                 | NR                                 | NR                              |  |
| MW-7             | 11-13-91               | 450.65                  | 38.31   | 412.34                           | ND                                 | NR                                 | NR                              |  |
| MW-7             | 12-26-91               | 450.65                  | 37.90   | 412.75                           | ND                                 | NR                                 | NR                              |  |
| MW-7             | 01-18-92               | 450.65                  | Not surveyed: well inaccessible due to construction |                                  |                                    |                                    |                                 |  |
| MW-7             | 02-21-92               | 450.65                  | 31.50   | NR                               | ND                                 | NR                                 | NR                              |  |
| MW-7             | 03-31-92               | 450.65                  | 29.40   | NR                               | ND                                 | NR                                 | NR                              |  |
| MW-7             | 04-24-92               | 450.63                  | 32.14   | 418.49                           | ND                                 | NR                                 | NR                              |  |
| MW-7             | 05-20-92               | 450.63                  | 32.51   | 418.12                           | ND                                 | NR                                 | NR                              |  |
| MW-7             | 06-12-92               | 450.63                  | 32.45   | 418.18                           | ND                                 | NR                                 | NR                              |  |
| MW-7             | 07-28-92               | 450.63                  | 32.08   | 418.55                           | ND                                 | NR                                 | NR                              |  |
| MW-7             | 08-24-92               | 450.63                  | 32.29   | 418.34                           | ND                                 | NR                                 | NR                              |  |
| MW-7             | 09-15-92               | 450.63                  | 31.93   | 418.70                           | ND                                 | NR                                 | NR                              |  |
| MW-7             | 10-29-92               | 450.63                  | 32.37   | 418.26                           | ND                                 | NR                                 | NR                              |  |
| MW-7             | 11-23-92               | 450.33                  | 31.80   | 418.53                           | ND                                 | NR                                 | NR                              |  |
| MW-7             | 12-14-92               | 450.33                  | 30.44   | 419.89                           | ND                                 | NR                                 | NR                              |  |
| MW-7             | 01-29-93               | 450.33                  | 21.76   | 428.57                           | ND                                 | NR                                 | NR                              |  |
| MW-7             | 02-26-93               | 450.33                  | 24.16   | 426.17                           | ND                                 | NR                                 | NR                              |  |
| MW-7             | 03-29-93               | 450.33                  | 24.32   | 426.01                           | ND                                 | NR                                 | NR                              |  |
| MW-7             | 04-27-93               | 450.33                  | 25.44   | 424.89                           | ND                                 | NR                                 | NR                              |  |
| MW-7             | 05-10-93               | 450.33                  | 27.40   | 422.93                           | ND                                 | NR                                 | NR                              |  |
| MW-7             | 06-17-93               | 450.33                  | 28.80   | 421.53                           | ND                                 | NR                                 | NR                              |  |
| MW-7             | 07-27-93               | 450.33                  | 29.89   | 420.44                           | ND                                 | NR                                 | NR                              |  |
| MW-7             | 08-26-93               | 450.33                  | 30.52   | 419.81                           | ND                                 | NR                                 | NR                              |  |
| MW-7             | 09-14-93               | 450.33                  | 31.09   | 419.24                           | ND                                 | NR                                 | NR                              |  |
| MW-7             | 11-05-93               | 450.33                  | 31.42   | 418.91                           | ND                                 | NR                                 | NR                              |  |
| MW-7             | 03-26-94               | 450.33                  | 26.03   | 424.30                           | ND                                 | NR                                 | NR                              |  |
| MW-7             | 06-13-94               | 450.33                  | 27.94   | 422.39                           | ND                                 | NR                                 | NR                              |  |
| MW-7             | 09-22-94               | 450.33                  | 30.46   | 419.87                           | ND                                 | NNE                                | 0.056                           |  |
| MW-7             | 11-25-94               | 450.33                  | 28.30   | 422.03                           | ND                                 | N                                  | 0.06                            |  |



Table 2  
Historical Groundwater Elevation Data  
Summary Report

ARCO Service Station 771  
899 Rincon Avenue, Livermore, California

Date: 03-07-95  
Project Number: 0805-122.01

| Well Designation | Water Level Field Date | TOC Elevation<br>ft-MSL | Depth to Water<br>feet | Ground-Water Elevation<br>ft-MSL | Floating Product Thickness<br>feet | Ground-Water Flow Direction<br>MWN | Hydraulic Gradient<br>foot/foot |
|------------------|------------------------|-------------------------|------------------------|----------------------------------|------------------------------------|------------------------------------|---------------------------------|
| MW-8             | 01-29-93               | 449.43                  | 23.23                  | 426.20                           | ND                                 | NR                                 | NR                              |
| MW-8             | 02-26-93               | 449.43                  | 29.20                  | 420.23                           | ND                                 | NR                                 | NR                              |
| MW-8             | 03-29-93               | 449.43                  | 29.77                  | 419.66                           | ND                                 | NR                                 | NR                              |
| MW-8             | 04-27-93               | 449.43                  | 31.52                  | 417.91                           | ND                                 | NR                                 | NR                              |
| MW-8             | 05-10-93               | 449.43                  | 33.88                  | 415.55                           | ND                                 | NR                                 | NR                              |
| MW-8             | 06-17-93               | 449.43                  | 35.25                  | 414.18                           | ND                                 | NR                                 | NR                              |
| MW-8             | 07-27-93               | 449.43                  | 36.61                  | 412.82                           | ND                                 | NR                                 | NR                              |
| MW-8             | 08-26-93               | 449.43                  | 37.71                  | 411.72                           | ND                                 | NR                                 | NR                              |
| MW-8             | 09-14-93               | 449.43                  | 38.78                  | 410.65                           | ND                                 | NR                                 | NR                              |
| MW-8             | 11-05-93               | 449.43                  | 39.01                  | 410.42                           | ND                                 | NR                                 | NR                              |
| MW-8             | 03-26-94               | 449.43                  | 31.40                  | 418.03                           | ND                                 | NR                                 | NR                              |
| MW-8             | 06-13-94               | 449.43                  | 35.10                  | 414.33                           | ND                                 | NR                                 | NR                              |
| MW-8             | 09-22-94               | 449.43                  | 38.77                  | 410.66                           | ND                                 | NNE                                | 0.056                           |
| MW-8             | 11-25-94               | 449.43                  | 36.46                  | 412.97                           | ND                                 | N                                  | 0.06                            |
|                  |                        |                         |                        |                                  |                                    |                                    |                                 |
| MW-9             | 01-29-93               | 449.21                  | 18.91                  | 430.30                           | ND                                 | NR                                 | NR                              |
| MW-9             | 02-26-93               | 449.21                  | 21.35                  | 427.86                           | ND                                 | NR                                 | NR                              |
| MW-9             | 03-29-93               | 449.21                  | 21.78                  | 427.43                           | ND                                 | NR                                 | NR                              |
| MW-9             | 04-27-93               | 449.21                  | 24.70                  | 424.51                           | ND                                 | NR                                 | NR                              |
| MW-9             | 05-10-93               | 449.21                  | 26.19                  | 423.02                           | ND                                 | NR                                 | NR                              |
| MW-9             | 06-17-93               | 449.21                  | 27.50                  | 421.71                           | ND                                 | NR                                 | NR                              |
| MW-9             | 07-27-93               | 449.21                  | 29.11                  | 420.10                           | ND                                 | NR                                 | NR                              |
| MW-9             | 08-26-93               | 449.21                  | 29.55                  | 419.66                           | ND                                 | NR                                 | NR                              |
| MW-9             | 09-14-93               | 449.21                  | 30.65                  | 418.56                           | ND                                 | NR                                 | NR                              |
| MW-9             | 11-05-93               | 449.21                  | 32.24                  | 416.97                           | ND                                 | NR                                 | NR                              |
| MW-9             | 03-26-94               | 449.21                  | 25.68                  | 423.53                           | ND                                 | NR                                 | NR                              |
| MW-9             | 06-13-94               | 449.21                  | 27.69                  | 421.52                           | ND                                 | NR                                 | NR                              |
| MW-9             | 09-22-94               | 449.21                  | 31.36                  | 417.85                           | ND                                 | NNE                                | 0.056                           |
| MW-9             | 11-25-94               | 449.21                  | 29.84                  | 419.37                           | ND                                 | N                                  | 0.06                            |

Table 2  
 Historical Groundwater Elevation Data  
 Summary Report

ARCO Service Station 771  
 899 Rincon Avenue, Livermore, California

Date: 03-07-95  
 Project Number: 0805-122.01

| Well Designation | Water Level Field Date | TOC       | Depth to | Ground-   | Floating  | Ground-        | Hydraulic Gradient |
|------------------|------------------------|-----------|----------|-----------|-----------|----------------|--------------------|
|                  |                        | Elevation | Water    | Water     | Product   | Water          |                    |
|                  |                        | ft-MSL    | feet     | Elevation | Thickness | Flow Direction | foot/foot          |
|                  |                        |           |          | ft-MSL    | feet      | MWN            |                    |
| MW-10            | 01-29-93               | 449.22    | 19.27    | 429.95    | ND        | NR             | NR                 |
| MW-10            | 02-26-93               | 449.22    | 21.34    | 427.88    | ND        | NR             | NR                 |
| MW-10            | 03-29-93               | 449.22    | 20.89    | 428.33    | ND        | NR             | NR                 |
| MW-10            | 04-27-93               | 449.22    | 25.40    | 423.82    | ND        | NR             | NR                 |
| MW-10            | 05-10-93               | 449.22    | 26.77    | 422.45    | ND        | NR             | NR                 |
| MW-10            | 06-17-93               | 449.22    | 26.80    | 422.42    | ND        | NR             | NR                 |
| MW-10            | 07-27-93               | 449.22    | 29.87    | 419.35    | ND        | NR             | NR                 |
| MW-10            | 08-26-93               | 449.22    | 29.67    | 419.55    | ND        | NR             | NR                 |
| MW-10            | 09-14-93               | 449.22    | 31.07    | 418.15    | ND        | NR             | NR                 |
| MW-10            | 11-05-93               | 449.22    | 30.42    | 418.80    | ND        | NR             | NR                 |
| MW-10            | 03-26-94               | 449.22    | 26.20    | 423.02    | ND        | NR             | NR                 |
| MW-10            | 06-13-94               | 449.22    | 28.23    | 420.99    | ND        | NR             | NR                 |
| MW-10            | 09-22-94               | 449.22    | 31.79    | 417.43    | ND        | NNE            | 0.056              |
| MW-10            | 11-25-94               | 449.22    | 30.30    | 418.92    | ND        | N              | 0.06               |
| MW-11            | 04-24-92               | 448.02    | 35.06    | 412.96    | ND        | NR             | NR                 |
| MW-11            | 05-20-92               | 448.02    | 34.10    | 413.92    | ND        | NR             | NR                 |
| MW-11            | 05-12-92               | 448.02    | 34.48    | 413.54    | ND        | NR             | NR                 |
| MW-11            | 07-28-92               | 448.02    | 35.13    | 412.89    | ND        | NR             | NR                 |
| MW-11            | 08-24-92               | 448.02    | 33.32    | 414.70    | ND        | NR             | NR                 |
| MW-11            | 09-15-92               | 448.02    | 35.72    | 412.30    | ND        | NR             | NR                 |
| MW-11            | 10-29-92               | 448.02    | 35.26    | 412.76    | ND        | NR             | NR                 |
| MW-11            | 11-25-92               | 448.02    | 36.44    | 411.58    | ND        | NR             | NR                 |
| MW-11            | 12-14-92               | 448.02    | 33.18    | 414.84    | ND        | NR             | NR                 |
| MW-11            | 01-29-93               | 448.02    | 23.89    | 424.13    | ND        | NR             | NR                 |
| MW-11            | 02-26-93               | 448.02    | 27.31    | 420.71    | ND        | NR             | NR                 |
| MW-11            | 03-29-93               | 448.02    | 27.27    | 420.75    | ND        | NR             | NR                 |
| MW-11            | 04-27-93               | 448.02    | 30.61    | 417.41    | ND        | NR             | NR                 |
| MW-11            | 05-10-93               | 448.02    | 32.78    | 415.24    | ND        | NR             | NR                 |
| MW-11            | 06-17-93               | 448.02    | 33.25    | 414.77    | ND        | NR             | NR                 |
| MW-11            | 07-27-93               | 448.02    | 34.49    | 413.53    | ND        | NR             | NR                 |
| MW-11            | 08-26-93               | 448.02    | 35.44    | 412.58    | ND        | NR             | NR                 |
| MW-11            | 09-14-93               | 448.02    | 36.62    | 411.40    | ND        | NR             | NR                 |
| MW-11            | 11-05-93               | 448.02    | 36.68    | 411.34    | ND        | NR             | NR                 |
| MW-11            | 03-26-94               | 448.02    | 30.20    | 417.82    | ND        | NR             | NR                 |
| MW-11            | 06-13-94               | 448.02    | 33.39    | 414.63    | ND        | NR             | NR                 |
| MW-11            | 09-22-94               | 448.02    | 34.75    | 413.27    | ND        | NNE            | 0.056              |
| MW-11            | 11-25-94               | 448.02    | 33.84    | 414.18    | ND        | N              | 0.06               |

Table 2  
Historical Groundwater Elevation Data  
Summary Report

ARCO Service Station 771  
899 Rincon Avenue, Livermore, California

Date: 03-07-95  
Project Number: 0805-122.01

| Well Designation | Water Level Field Date | TOC Elevation<br>ft-MSL | Depth to Water<br>feet | Ground-Water Elevation<br>ft-MSL | Floating Product Thickness<br>feet | Ground-Water Flow Direction<br>MWN | Hydraulic Gradient<br>foot/foot |
|------------------|------------------------|-------------------------|------------------------|----------------------------------|------------------------------------|------------------------------------|---------------------------------|
| RW-1             | 04-24-92               | 451.44                  | 32.85                  | 418.59                           | ND                                 | NR                                 | NR                              |
| RW-1             | 05-20-92               | 451.44                  | 32.60                  | 418.84                           | ND                                 | NR                                 | NR                              |
| RW-1             | 06-12-92               | 451.44                  | 32.72                  | 418.72                           | ND                                 | NR                                 | NR                              |
| RW-1             | 07-28-92               | 451.44                  | 31.94                  | 419.50                           | ND                                 | NR                                 | NR                              |
| RW-1             | 08-24-92               | 451.44                  | 31.73                  | 419.71                           | ND                                 | NR                                 | NR                              |
| RW-1             | 09-15-92               | 451.44                  | 31.94                  | 419.50                           | ND                                 | NR                                 | NR                              |
| RW-1             | 10-29-92               | 451.44                  | 32.15                  | 419.29                           | ND                                 | NR                                 | NR                              |
| RW-1             | 11-25-92               | 451.67                  | 32.21                  | 419.46                           | ND                                 | NR                                 | NR                              |
| RW-1             | 12-14-92               | 451.67                  | 30.58                  | 421.09                           | ND                                 | NR                                 | NR                              |
| RW-1             | 01-29-93               | 451.67                  | 22.89                  | 428.78                           | ND                                 | NR                                 | NR                              |
| RW-1             | 02-26-93               | 451.67                  | 23.97                  | 427.70                           | ND                                 | NR                                 | NR                              |
| RW-1             | 03-29-93               | 451.67                  | 23.98                  | 427.69                           | ND                                 | NR                                 | NR                              |
| RW-1             | 04-27-93               | 451.67                  | 27.26                  | 424.41                           | ND                                 | NR                                 | NR                              |
| RW-1             | 05-10-93               | 451.67                  | 29.64                  | 422.03                           | ND                                 | NR                                 | NR                              |
| RW-1             | 06-17-93               | 451.67                  | 30.18                  | 421.49                           | ND                                 | NR                                 | NR                              |
| RW-1             | 07-27-93               | 451.67                  | 31.55                  | 420.12                           | ND                                 | NR                                 | NR                              |
| RW-1             | 08-26-93               | 451.67                  | 31.82                  | 419.85                           | ND                                 | NR                                 | NR                              |
| RW-1             | 09-14-93               | 451.67                  | 32.32                  | 419.35                           | ND                                 | NR                                 | NR                              |
| RW-1             | 11-05-93               | 451.67                  | 31.91                  | 419.76                           | ND                                 | NR                                 | NR                              |
| RW-1             | 03-26-94               | 451.67                  | 27.78                  | 423.89                           | ND                                 | NR                                 | NR                              |
| RW-1             | 06-13-94               | 451.67                  | 29.48                  | 422.19                           | ND                                 | NR                                 | NR                              |
| RW-1             | 09-22-94               | 451.67                  | 30.52                  | 421.15                           | ND                                 | NNE                                | 0.056                           |
| RW-1             | 11-25-94               | 451.67                  | 30.89                  | 420.78                           | ND                                 | N                                  | 0.06                            |

TOC = Top of casing

ft-MSL = Elevation in feet, relative to mean sea level

MWN = Ground-water flow direction and gradient apply to the entire monitoring well network

NR = Not reported; data not available

ND = None detected

^ = Groundwater elevation (GWE) and depth to water (DTW) adjusted to include 80 percent of the floating product thickness (FPT):

$$[GWE = (TOC - DTW) + (FPT \times 0.8)]$$

\* = Floating product was not initially detected, but entered the well during purging

NNE = North-northeast

N = North

Table 3  
 Historical Groundwater Analytical Data  
 Summary Report

ARCO Service Station 771  
 899 Rincon Avenue, Livermore, California

Date: 03-07-95  
 Project Number: 0805-122.01

| Well<br>Desig-<br>nation | Water<br>Sample<br>Field<br>Date | TPHG<br>ppb                                  | Benzene<br>ppb | Toluene<br>ppb | Ethyl-<br>benzene<br>ppb | Total<br>Xylenes<br>ppb | TPHD<br>ppb | TOG<br>ppm |
|--------------------------|----------------------------------|--|----------------|----------------|--------------------------|-------------------------|-------------|------------|
| MW-1                     | 01-15-91                         | Not sampled: well contained floating product |                |                |                          |                         |             |            |
| MW-1                     | 04-10-91                         | 98000  | 11000          | 18000          | 2800                     | 20000                   | NA          | NA         |
| MW-1                     | 07-25-91                         | Not sampled: well contained floating product |                |                |                          |                         |             |            |
| MW-1                     | 10-30-91                         | Not sampled: well contained floating product |                |                |                          |                         |             |            |
| MW-1                     | 03-31-92                         | Not sampled: well contained floating product |                |                |                          |                         |             |            |
| MW-1                     | 06-12-92                         | Not sampled: well contained floating product |                |                |                          |                         |             |            |
| MW-1                     | 09-16-92                         | Not sampled: well contained floating product |                |                |                          |                         |             |            |
| MW-1                     | 11-25-92                         | Not sampled: well contained floating product |                |                |                          |                         |             |            |
| MW-1                     | 01-29-93                         | 360000                                       | 2500           | 9300           | 5100                     | 41000                   | NA          | NA         |
| MW-1                     | 05-10-93                         | 1900000                                      | 4100           | 15000          | 21000                    | 140000                  | NA          | NA         |
| MW-1                     | 09-16-93                         | 1800000                                      | 6400           | 21000          | 19000                    | 140000                  | NA          | NA         |
| MW-1                     | 11-05-93                         | 700000                                       | 3000           | 7600           | 8600                     | 65000                   | NA          | NA         |
| MW-1                     | 03-26-94                         | 29000  | 1000           | 290            | 610                      | 3300                    | NA          | NA         |
| MW-1                     | 06-13-94                         | 25000  | 600            | 160            | 500                      | 2500                    | NA          | NA         |
| MW-1                     | 09-22-94                         | 51000  | 1400           | 280            | 570                      | 2800                    | NA          | NA         |
| MW-1                     | 11-25-94                         | 170000                                       | 990            | 1000           | 1700                     | 9400                    | NA          | NA         |
| MW-2                     | 01-15-91                         | Not sampled: well contained floating product |                |                |                          |                         |             |            |
| MW-2                     | 04-10-91                         | Not sampled: well contained floating product |                |                |                          |                         |             |            |
| MW-2                     | 07-25-91                         | Not sampled: well contained floating product |                |                |                          |                         |             |            |
| MW-2                     | 10-30-91                         | Not sampled: well contained floating product |                |                |                          |                         |             |            |
| MW-2                     | 03-31-92                         | 270000                                       | 7000           | 12000          | 4400                     | 40000                   | NA          | NA         |
| MW-2                     | 06-12-92                         | 110000                                       | 8900           | 13000          | 2800                     | 16000                   | NA          | NA         |
| MW-2                     | 09-16-92                         | Not sampled: well contained floating product |                |                |                          |                         |             |            |
| MW-2                     | 11-25-92                         | Not sampled: well contained floating product |                |                |                          |                         |             |            |
| MW-2                     | 01-29-93                         | 89000  | 4600           | 5700           | 1800                     | 15000                   | NA          | NA         |
| MW-2                     | 05-10-93                         | 440000                                       | 3900           | 4300           | 4400                     | 36000                   | NA          | NA         |
| MW-2                     | 09-16-93                         | 200000                                       | 5500           | 4300           | 2300                     | 19000                   | NA          | NA         |
| MW-2                     | 11-05-93                         | 250000                                       | 7800           | 8400           | 3100                     | 24000                   | NA          | NA         |
| MW-2                     | 03-26-94                         | 22000  | 1100           | 1400           | 190                      | 3700                    | NA          | NA         |
| MW-2                     | 06-13-94                         | 71000  | 4100           | 4600           | 1700                     | 9900                    | NA          | NA         |
| MW-2                     | 09-22-94                         | 42000  | 1200           | 620            | 710                      | 2000                    | NA          | NA         |
| MW-2                     | 11-25-94                         | 60000  | 3900           | 4100           | 1400                     | 7400                    | NA          | NA         |

Table 3  
 Historical Groundwater Analytical Data  
 Summary Report

ARCO Service Station 771  
 899 Rincon Avenue, Livermore, California

Date: 03-07-95  
 Project Number: 0805-122.01

| Well Designation | Water Sample Field Date | TPHG<br>ppb           | Benzene<br>ppb | Toluene<br>ppb | Ethyl-<br>benzene<br>ppb | Total<br>Xylenes<br>ppb | TPHD<br>ppb | TOG<br>ppm |
|------------------|-------------------------|-----------------------|----------------|----------------|--------------------------|-------------------------|-------------|------------|
| MW-3             | 01-15-91                | 230                   | <0.5           | <0.5           | 2.2                      | 2.1                     | NA          | NA         |
| MW-3             | 04-10-91                | 530                   | 12             | 8.4            | 4                        | 7                       | NA          | NA         |
| MW-3             | 07-25-91                | 110                   | 0.32           | 0.75           | 1.2                      | 1                       | NA          | NA         |
| MW-3             | 10-30-91                | Not sampled; dry well |                |                |                          |                         |             |            |
| MW-3             | 03-31-92                | 670                   | 12             | 1.1            | 7.4                      | 27                      | NA          | NA         |
| MW-3             | 06-12-92                | 280                   | <0.5           | <0.5           | 2.1                      | 2                       | NA          | NA         |
| MW-3             | 09-15-92                | <50                   | <0.5           | <0.5           | <0.5                     | <0.5                    | NA          | NA         |
| MW-3             | 11-25-92                | 220                   | 1              | <0.5           | 4.9                      | 1.2                     | NA          | NA         |
| MW-3             | 01-29-93                | 380*                  | 0.8            | 0.6            | 2.1                      | 2                       | NA          | NA         |
| MW-3             | 05-10-93                | 170                   | <0.5           | <0.5           | 2                        | 0.6                     | NA          | NA         |
| MW-3             | 09-15-93                | 120                   | <0.5           | <0.5           | <0.5                     | <0.5                    | NA          | NA         |
| MW-3             | 11-05-93                | 110                   | <0.5           | <0.5           | <0.5                     | <0.5                    | NA          | NA         |
| MW-3             | 03-26-94                | 54                    | <0.5           | <0.5           | <0.5                     | <0.5                    | NA          | NA         |
| MW-3             | 06-13-94                | <50                   | <0.5           | <0.5           | <0.5                     | <0.5                    | NA          | NA         |
| MW-3             | 09-22-94                | <50                   | <0.5           | <0.5           | <0.5                     | <0.5                    | NA          | NA         |
| MW-3             | 11-25-94                | 54                    | <0.5           | <0.5           | <0.5                     | <0.5                    | NA          | NA         |
| MW-4             | 07-25-91                | 23000                 | 590            | 730            | 360                      | 3500                    | NA          | NA         |
| MW-4             | 10-30-91                | 19000                 | 320            | 340            | 230                      | 180                     | NA          | NA         |
| MW-4             | 03-31-92                | 30000                 | 1300           | 740            | 770                      | 4800                    | NA          | NA         |
| MW-4             | 06-12-92                | 28000                 | 990            | 440            | 550                      | 3200                    | NA          | NA         |
| MW-4             | 09-16-92                | 21000                 | 740            | 240            | 350                      | 1300                    | NA          | NA         |
| MW-4             | 11-25-92                | 26000                 | 1200           | 300            | 350                      | 730                     | NA          | NA         |
| MW-4             | 01-29-93                | 23000                 | 2000           | 580            | 770                      | 2500                    | NA          | NA         |
| MW-4             | 05-10-93                | 74000                 | 2200           | 890            | 1400                     | 4000                    | NA          | NA         |
| MW-4             | 09-16-93                | 43000                 | 640            | 90             | 360                      | 690                     | NA          | NA         |
| MW-4             | 11-05-93                | 30000                 | 1000           | 240            | 390                      | 1300                    | NA          | NA         |
| MW-4             | 03-26-94                | 27000                 | 1800           | 830            | 1300                     | 2900                    | NA          | NA         |
| MW-4             | 06-13-94                | 17000                 | 1300           | 620            | 670                      | 1600                    | NA          | NA         |
| MW-4             | 09-22-94                | 10000                 | 700            | 61             | 420                      | 570                     | NA          | NA         |
| MW-4             | 11-25-94                | 13000                 | 1400           | 250            | 490                      | 1200                    | NA          | NA         |

Table 3  
Historical Groundwater Analytical Data  
Summary Report

ARCO Service Station 771  
899 Rincon Avenue, Livermore, California

Date: 03-07-95  
Project Number: 0805-122.01

| Well Designation | Water Sample Field Date | TPHG<br>ppb   | Benzene<br>ppb | Toluene<br>ppb | Ethyl-<br>benzene<br>ppb | Total<br>Xylenes<br>ppb | TPHD<br>ppb | TOG<br>ppm     |
|------------------|-------------------------|---|----------------|----------------|--------------------------|-------------------------|-------------|----------------|
| MW-5             | 07-25-91                | 57000   | 2300           | 4200           | 77                       | 14000                   | NA          | NA             |
| MW-5             | 10-30-91                | Not sampled: well contained floating product                    |                |                |                          |                         |             |                |
| MW-5             | 03-31-92                | 80000   | 7100           | 9100           | 2000                     | 16000                   | NA          | NA             |
| MW-5             | 06-12-92                | 69000   | 4000           | 5300           | 2200                     | 12000                   | NA          | NA             |
| MW-5             | 09-16-92                | 65000   | 2300           | 2600           | 1700                     | 9900                    | NA          | NA             |
| MW-5             | 11-25-92                | Not sampled: new wellhead made casing inaccessible for sampling |                |                |                          |                         |             |                |
| MW-5             | 01-29-93                | Not sampled: new wellhead made casing inaccessible for sampling |                |                |                          |                         |             |                |
| MW-5             | 05-10-93                | 220000  | 3900           | 3700           | 3400                     | 15000                   | NA          | NA             |
| MW-5             | 09-16-93                | 180000  | 3500           | 3300           | 2700                     | 10000                   | NA          | NA             |
| MW-5             | 11-05-93                | 66000   | 3000           | 2300           | 1700                     | 6200                    | NA          | NA             |
| MW-5             | 03-26-94                | 39000   | 4000           | 2300           | 1600                     | 6200                    | NA          | NA             |
| MW-5             | 06-13-94                | 28000   | 2500           | 1700           | 1100                     | 3900                    | NA          | NA             |
| MW-5             | 09-22-94                | Not sampled: vehicle was parked on well                         |                |                |                          |                         |             |                |
| MW-5             | 11-25-94                | 31000   | 2400           | 1100           | 1100                     | 4400                    | NA          | NA             |
| MW-6             | 07-25-91                | 10000   | 3000           | 200            | 340                      | 1000                    | NA          | NA             |
| MW-6             | 10-30-91                | 970   | 150            | 4.4            | 4.9                      | 6.6                     | NA          | NA             |
| MW-6             | 03-31-92                | 16000   | 3600           | 1500           | 660                      | 1700                    | 2400*       | 2.5(a), 4.0(b) |
| MW-6             | 06-12-92                | 2900  | 480            | 17             | 190                      | 170                     | 1100*       | 1.2(c)         |
| MW-6             | 09-16-92                | 2300  | 220            | <5             | 92                       | 43                      | 810*        | 1.5(d)         |
| MW-6             | 11-25-92                | 2700  | 240            | 11             | 103                      | 32                      | 720*        | 1.6(a), 1.8(b) |
| MW-6             | 01-29-93                | 20000   | 1800           | 1700           | 490                      | 2600                    | 2300*       | 3.6(a), 4.0(b) |
| MW-6             | 05-10-93                | 43000   | 3000           | 1700           | 1100                     | 4800                    | 3900*       | 16(a), 110(b)  |
| MW-6             | 09-15-93                | 3500  | 300            | 10             | 100                      | 180                     | 1100*       | 1.0(a), 1.0(b) |
| MW-6             | 11-05-93                | 1100  | 140            | <5             | 35                       | 23                      | 290         | 1.0(a), 1.0(b) |
| MW-6             | 03-26-94                | 3100  | 350            | 99             | 130                      | 340                     | 880         | 1.5(d)         |
| MW-6             | 06-13-94                | 2300  | 250            | 12             | 130                      | 31                      | 350*        | 0.80(d)        |
| MW-6             | 09-22-94                | 73  | 2.6            | <0.5           | 1.7                      | 0.7                     | <50         | <0.5(a)        |
| MW-6             | 11-25-94                | 1100  | 78             | <2.5           | 46                       | 17                      | <50         | <0.5(d)        |

Table 3  
 Historical Groundwater Analytical Data  
 Summary Report

ARCO Service Station 771  
 899 Rincon Avenue, Livermore, California

Date: 03-07-95  
 Project Number: 0805-122.01

| Well Designation | Water Sample Field Date | TPHG<br>ppb | Benzene<br>ppb | Toluene<br>ppb | Ethylbenzene<br>ppb | Total Xylenes<br>ppb | TPHD<br>ppb | TOG<br>ppm |
|------------------|-------------------------|-------------|----------------|----------------|---------------------|----------------------|-------------|------------|
| MW-7             | 07-25-91                | 45000       | 1500           | 2700           | 1200                | 9200                 | NA          | NA         |
| MW-7             | 10-30-91                | 93000       | 1800           | 770            | 780                 | 6700                 | NA          | NA         |
| MW-7             | 03-31-92                | 35000       | 960            | 350            | 300                 | 5900                 | NA          | NA         |
| MW-7             | 06-12-92                | 27000       | 900            | 270            | 340                 | 4800                 | NA          | NA         |
| MW-7             | 09-16-92                | 39000       | 1900           | 410            | 470                 | 5000                 | NA          | NA         |
| MW-7             | 11-25-92                | 49000       | 2900           | 810            | 750                 | 5300                 | NA          | NA         |
| MW-7             | 01-29-93                | 38000       | 3200           | 1100           | 740                 | 4300                 | NA          | NA         |
| MW-7             | 05-10-93                | 54000       | 1600           | 160            | 560                 | 3100                 | NA          | NA         |
| MW-7             | 09-16-93                | 37000       | 1400           | 170            | 560                 | 2700                 | NA          | NA         |
| MW-7             | 11-05-93                | 40000       | 1900           | 210            | 570                 | 2900                 | NA          | NA         |
| MW-7             | 03-26-94                | 22000       | 2700           | 280            | 500                 | 2600                 | NA          | NA         |
| MW-7             | 06-13-94                | 21000       | 1500           | 180            | 360                 | 1900                 | NA          | NA         |
| MW-7             | 09-22-94                | 22000       | 1800           | 240            | 430                 | 1900                 | NA          | NA         |
| MW-7             | 11-25-94                | 29000       | 2600           | 380            | 640                 | 3300                 | NA          | NA         |
| MW-8             | 01-29-93                | <50         | <0.5           | <0.5           | <0.5                | <0.5                 | NA          | NA         |
| MW-8             | 05-10-93                | <50         | <0.5           | <0.5           | <0.5                | <0.5                 | NA          | NA         |
| MW-8             | 09-15-93                | <50         | <0.5           | <0.5           | <0.5                | <0.5                 | NA          | NA         |
| MW-8             | 11-05-93                | <50         | <0.5           | <0.5           | <0.5                | <0.5                 | NA          | NA         |
| MW-8             | 03-26-94                | <50         | <0.5           | <0.5           | <0.5                | <0.5                 | NA          | NA         |
| MW-8             | 06-13-94                | <50         | <0.5           | <0.5           | <0.5                | <0.5                 | NA          | NA         |
| MW-8             | 09-22-94                | <50         | <0.5           | <0.5           | <0.5                | <0.5                 | NA          | NA         |
| MW-8             | 11-25-94                | <50         | <0.5           | <0.5           | <0.5                | <0.5                 | NA          | NA         |
| MW-9             | 01-29-93                | <50         | <0.5           | <0.5           | <0.5                | <0.5                 | NA          | NA         |
| MW-9             | 05-10-93                | <50         | <0.5           | <0.5           | <0.5                | <0.5                 | NA          | NA         |
| MW-9             | 09-15-93                | <50         | <0.5           | <0.5           | <0.5                | <0.5                 | NA          | NA         |
| MW-9             | 11-05-93                | <50         | <0.5           | <0.5           | <0.5                | <0.5                 | NA          | NA         |
| MW-9             | 03-26-94                | <50         | <0.5           | <0.5           | <0.5                | <0.5                 | NA          | NA         |
| MW-9             | 06-13-94                | <50         | <0.5           | <0.5           | <0.5                | <0.5                 | NA          | NA         |
| MW-9             | 09-22-94                | <50         | <0.5           | <0.5           | <0.5                | <0.5                 | NA          | NA         |
| MW-9             | 11-25-94                | <50         | <0.5           | <0.5           | <0.5                | <0.5                 | NA          | NA         |

Table 3  
Historical Groundwater Analytical Data  
Summary Report

ARCO Service Station 771  
899 Rincon Avenue, Livermore, California

Date: 03-07-95  
Project Number: 0805-122.01

| Well Designation | Water Sample Field Date | TPHG  | Benzene | Toluene | Ethylbenzene | Total Xylenes | TPHD | TOG |
|------------------|-------------------------|-------|---------|---------|--------------|---------------|------|-----|
|                  |                         | ppb   | ppb     | ppb     | ppb          | ppb           | ppb  | ppm |
| MW-10            | 01-29-93                | <50   | <0.5    | <0.5    | <0.5         | <0.5          | NA   | NA  |
| MW-10            | 05-10-93                | <50   | <0.5    | <0.5    | <0.5         | <0.5          | NA   | NA  |
| MW-10            | 09-15-93                | <50   | <0.5    | <0.5    | <0.5         | <0.5          | NA   | NA  |
| MW-10            | 11-05-93                | <50   | <0.5    | <0.5    | <0.5         | <0.5          | NA   | NA  |
| MW-10            | 03-26-94                | <50   | <0.5    | <0.5    | <0.5         | <0.5          | NA   | NA  |
| MW-10            | 06-13-94                | <50   | <0.5    | <0.5    | <0.5         | <0.5          | NA   | NA  |
| MW-10            | 09-22-94                | <50   | <0.5    | <0.5    | <0.5         | <0.5          | NA   | NA  |
| MW-10            | 11-25-94                | <50   | <0.5    | <0.5    | <0.5         | <0.5          | NA   | NA  |
|                  |                         |       |         |         |              |               |      |     |
| MW-11            | 06-12-92                | <50   | <0.5    | <0.5    | <0.5         | <0.5          | NA   | NA  |
| MW-11            | 09-15-92                | <50   | <0.5    | <0.5    | <0.5         | <0.5          | NA   | NA  |
| MW-11            | 11-25-92                | <50   | <0.5    | <0.5    | <0.5         | <0.5          | NA   | NA  |
| MW-11            | 01-29-93                | <50   | <0.5    | <0.5    | <0.5         | <0.5          | NA   | NA  |
| MW-11            | 05-10-93                | <50   | <0.5    | <0.5    | <0.5         | <0.5          | NA   | NA  |
| MW-11            | 09-15-93                | <50   | <0.5    | <0.5    | <0.5         | <0.5          | NA   | NA  |
| MW-11            | 11-05-93                | <50   | <0.5    | <0.5    | <0.5         | <0.5          | NA   | NA  |
| MW-11            | 03-26-94                | <50   | <0.5    | <0.5    | <0.5         | <0.5          | NA   | NA  |
| MW-11            | 06-13-94                | <50   | <0.5    | <0.5    | <0.5         | <0.5          | NA   | NA  |
| MW-11            | 09-22-94                | <50   | <0.5    | <0.5    | <0.5         | <0.5          | NA   | NA  |
| MW-11            | 11-25-94                | <50   | <0.5    | <0.5    | <0.5         | <0.5          | NA   | NA  |
|                  |                         |       |         |         |              |               |      |     |
| RW-1             | 06-12-92                | 54000 | 2300    | 4400    | 1200         | 12000         | NA   | NA  |
| RW-1             | 09-15-92                | 49000 | 1500    | 2200    | 870          | 6900          | NA   | NA  |
| RW-1             | 11-25-92                | 32000 | 1500    | 2500    | 1000         | 5500          | NA   | NA  |
| RW-1             | 01-29-93                | 43000 | 3100    | 2500    | 990          | 7400          | NA   | NA  |
| RW-1             | 05-10-93                | 30000 | 2900    | 1100    | 690          | 4300          | NA   | NA  |
| RW-1             | 09-16-93                | 20000 | 1800    | 580     | 620          | 2300          | NA   | NA  |
| RW-1             | 11-05-93                | 25000 | 1800    | 250     | 740          | 1300          | NA   | NA  |
| RW-1             | 03-26-94                | 8100  | 780     | 100     | 360          | 340           | NA   | NA  |
| RW-1             | 06-13-94                | 4900  | 510     | 32      | 150          | 170           | NA   | NA  |
| RW-1             | 09-22-94                | 4900  | 390     | 30      | 190          | 210           | NA   | NA  |
| RW-1             | 11-25-94                | 4900  | 550     | 68      | 200          | 230           | NA   | NA  |

TPHG = Total petroleum hydrocarbons as gasoline

TPHD = Total petroleum hydrocarbons as diesel

TOG = Total oil and grease/petroleum hydrocarbons using method: (a) 5520F-IR, (b) 5520C, (c) 413.2, or (d) 418.1

ppb = Parts per billion or micrograms per liter (µg/l)

ppm = Parts per million or milligrams per liter (mg/l); TOG only

NA = Not analyzed

\* = Chromatogram does not match the typical fingerprint for gasoline or diesel



Table 4  
 Approximate Cumulative Floating Product Recovered  
 Summary Report

ARCO Service Station 771  
 899 Rincon Avenue, Livermore, California

Date: 02-09-95  
 Project Number: 0805-122.01

| Well<br>Designation  | Date     | Floating<br>Product<br>Recovered<br><br>gallons |
|----------------------|----------|---|
| MW-1, MW-2, and MW-5 | 1991     | 2.77  |
| MW-1, MW-2, and MW-5 | 1992     | 0.29  |
| MW-1, MW-2, and MW-5 | 1993     | 0.00  |
| 1994 to Date:        |          |   |
| MW-1                 | 11-25-94 | 0.00  |
| MW-2                 | 11-25-94 | 0.00  |
| MW-5                 | 11-25-94 | 0.00  |
| 1994 Total:          |          | 0.00  |
| 1991 to 1994 Total:  |          | 3.06  |

**Table 2. Summary of Groundwater Sample Analytical Data  
Station #771, 899 Rincon Avenue, Livermore, California**

| Sample ID* | Sample Depth (ft. bgs) | Date Collected | GRO µg/L | Benzene µg/L | Toluene µg/L | Ethylbenzene µg/L | Xylenes µg/L | MTBE µg/L | Comments |
|------------|------------------------|----------------|----------|--------------|--------------|-------------------|--------------|-----------|----------|
| SB-2       | 30 - 35                | 3/25/2011      | <50      | <0.50        | <0.50        | <0.50             | <0.50        | <0.50     |          |
| SB-3       | 30 - 35                | 3/25/2011      | 81       | <0.50        | <0.50        | <0.50             | <0.50        | 3.8       | LW       |
| ESLs       | --                     | --             | 100      | 1.0          | 40           | 30                | 20           | 5         |          |

**Abbreviations & Symbols:**

\* = See Drawing 2 for soil boring locations.

GRO: Gasoline range organics.

Calscience Environmental Laboratories, Inc.: GRO (C6-C12)

GRO analyzed using EPA method 8015B

Benzene, Toluene, Ethylbenzene, Total Xylenes, and MTBE analyzed using EPA method 8260B.

µg/L = Micrograms per liter.

ESLs = Environmental Screening Levels where groundwater is a current or potential source of drinking water (San Francisco Bay Regional Water Quality Control Board, 2008).

bgs = Below ground surface

**Footnotes:**

LW = Quantitation of unknown hydrocarbon(s) in sample based on gasoline.

**Notes:**

1,2-dibromoethane (EDB), 1,2-dichloroethane (1,2 DCA), tert-butyl alcohol (TBA), Di-isopropyl ether (DIPE), ethyl tert-butyl ether (ETBE), ter-amyl methyl ether (TAME), and ethanol were not detected at or above their respective laboratory reporting limit.

**Table 6. Summary of Groundwater Sample Analytical Data  
Station #771, 899 Rincon Avenue, Livermore, California**

| Sample ID* | Sample Depth (ft. bgs) | Date Collected | GRO µg/L | Benzene µg/L | Toluene µg/L | Ethylbenzene µg/L | Xylenes µg/L | MTBE µg/L | Comments |
|------------|------------------------|----------------|----------|--------------|--------------|-------------------|--------------|-----------|----------|
| B-1@40'    | 35-40                  | 10/23/2013     | <50      | <0.50        | <0.50        | <0.50             | <1.0         | <0.50     |          |
| B-2@58'    | 53-58                  | 10/23/2013     | <50      | <0.50        | <0.50        | <0.50             | <1.0         | <0.50     |          |
| ESLs       | --                     | --             | 100      | 1.0          | 40           | 30                | 20           | 5.0       |          |

**Abbreviations & Symbols:**

\* = See Drawing 2 for soil boring locations.

-- = Not applicable or available

GRO: Gasoline range organics.

TestAmerica.: Volatile Fuel Hydrocarbons (C4-C12)

GRO, Benzene, Toluene, Ethylbenzene, Total Xylenes, and MTBE analyzed using EPA method 8260B.

µg/L = Micrograms per liter.

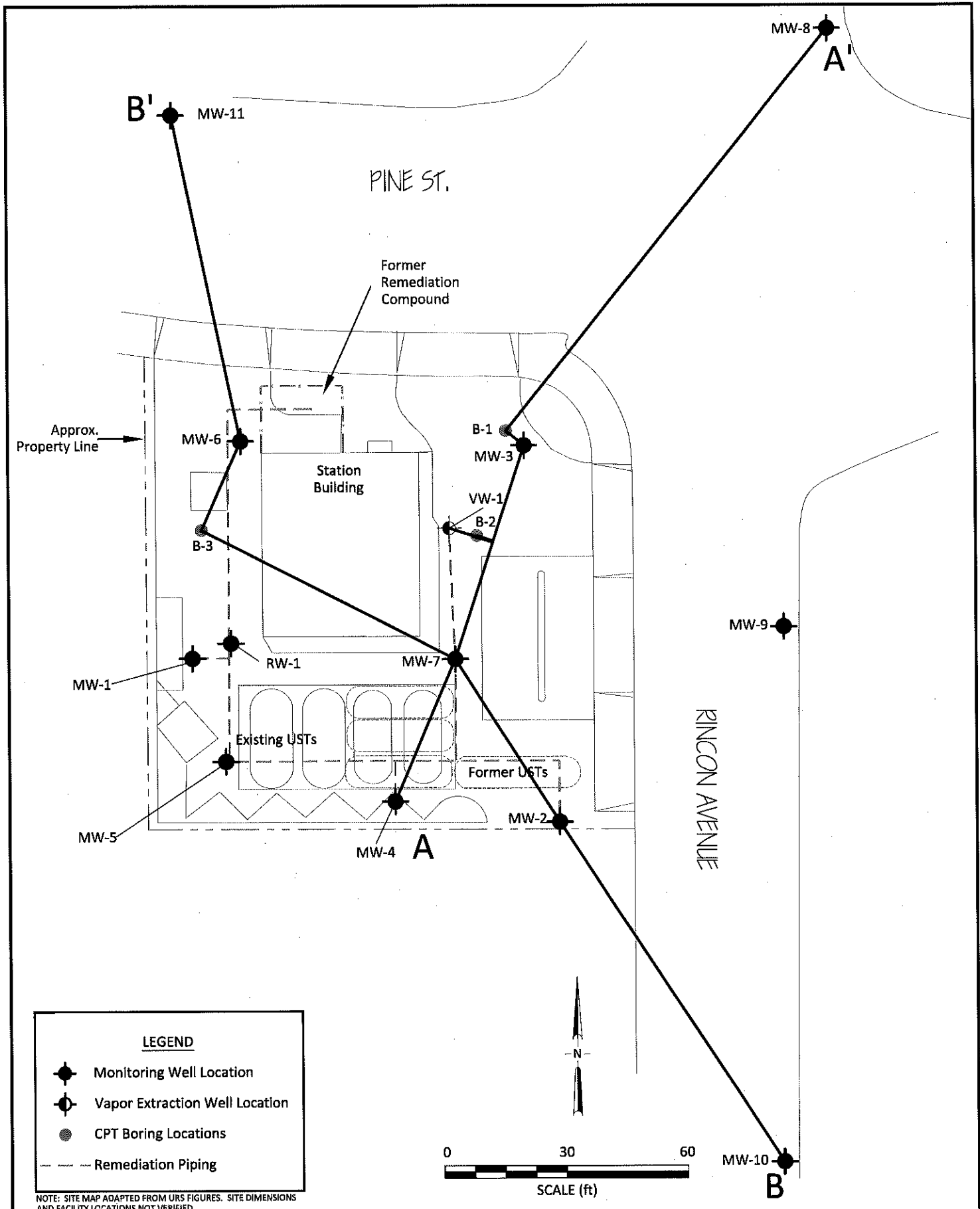
ESLs = Environmental Screening Levels where groundwater is a current or potential source of drinking water (San Francisco Bay Regional Water

Quality Control Board, May 2013).

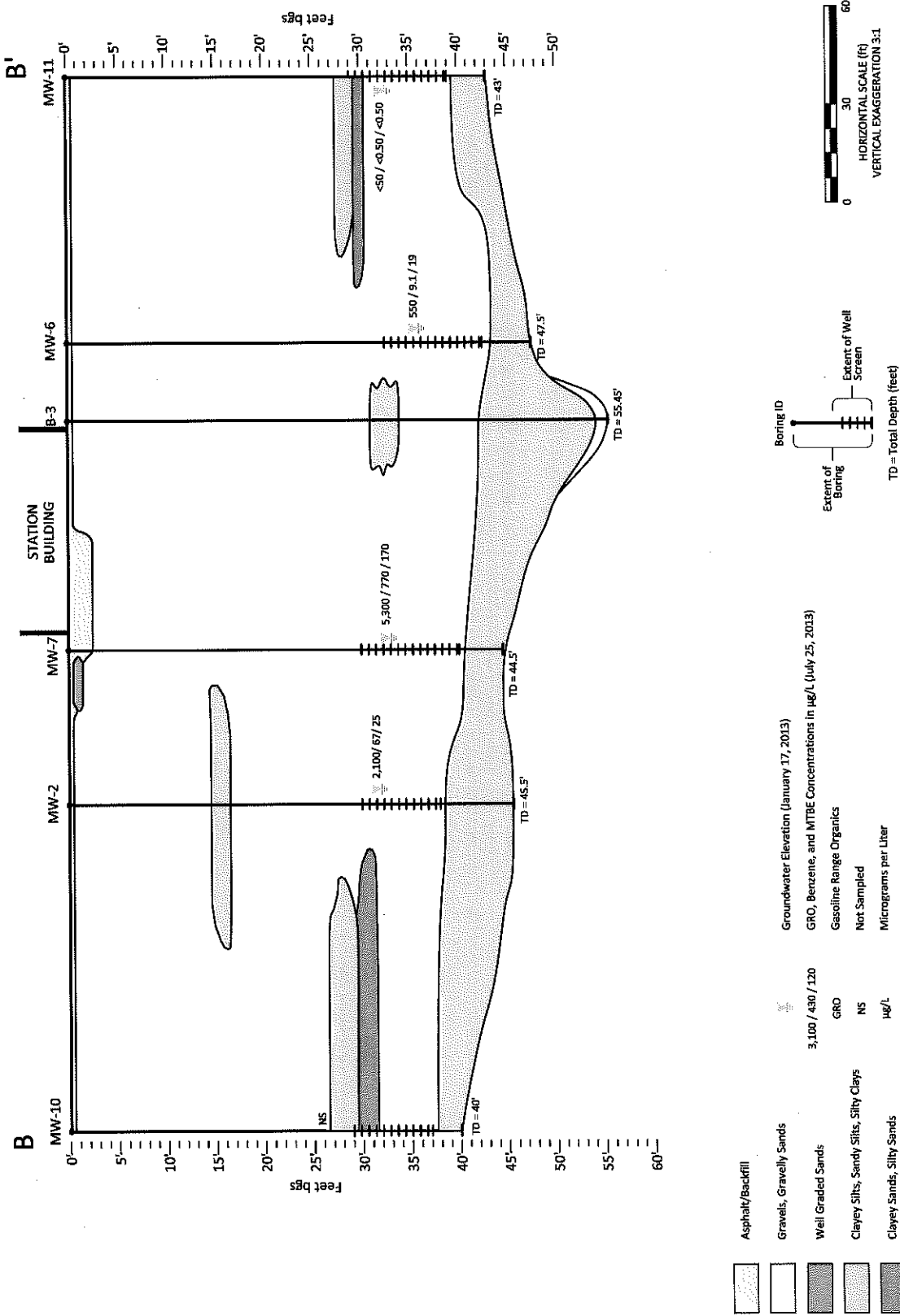
bgs = Below ground surface

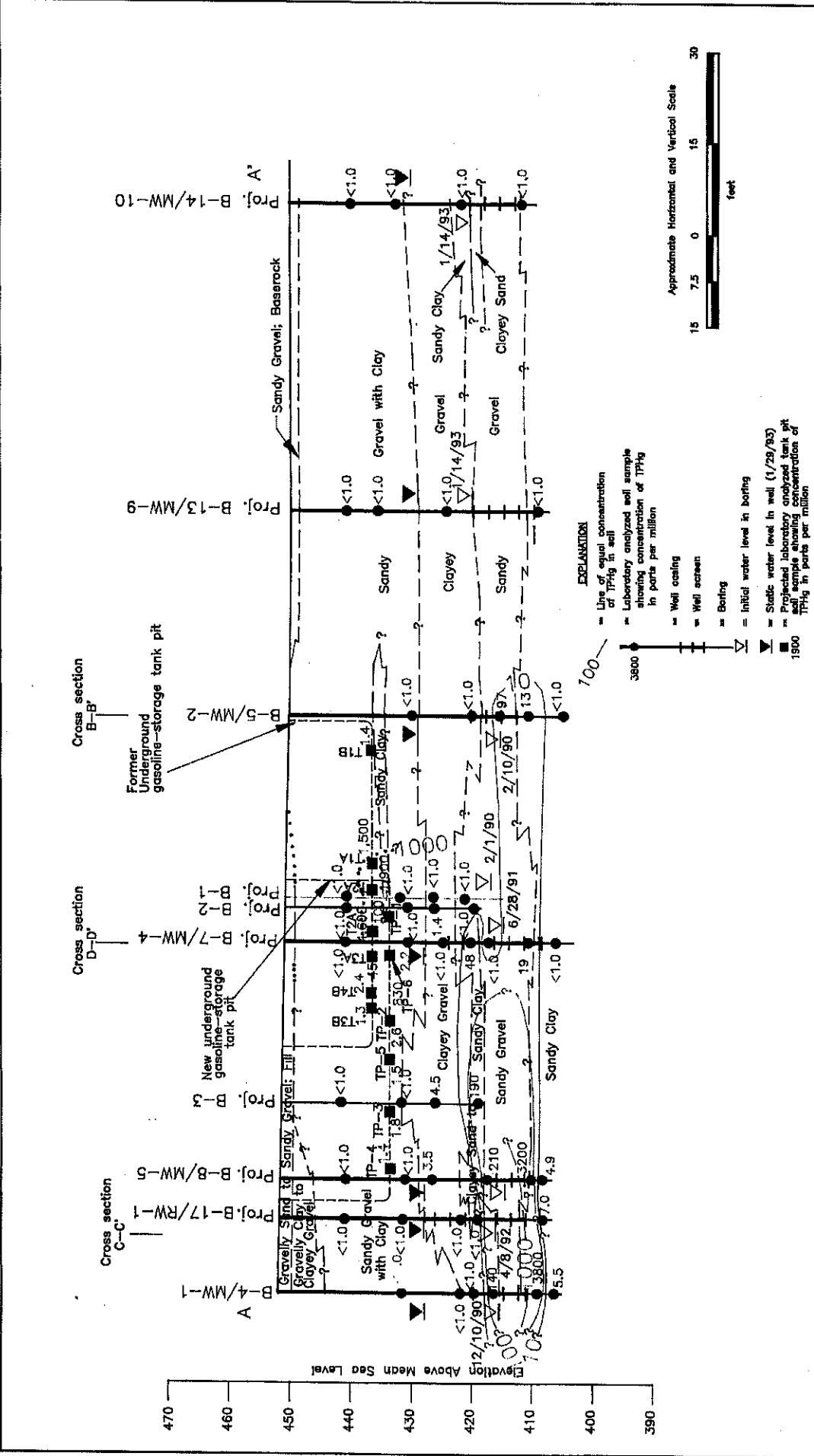
**Notes:**

Di-isopropyl ether (DIPE), ethyl tert-butyl ether (ETBE), tert-Butyl alcohol (TBA), tert-amyl-methyl ether (TAME), and naphthalene were not detected at or above their respective laboratory reporting limit.









**PROJECT** 60000.09

**RESNA**  
Working to Restore Nature

DRAWN: DVW 2/12

**GEOLOGIC CROSS SECTION A - A'**  
ARCO Station 771  
899 Rincon Avenue  
Livermore, California

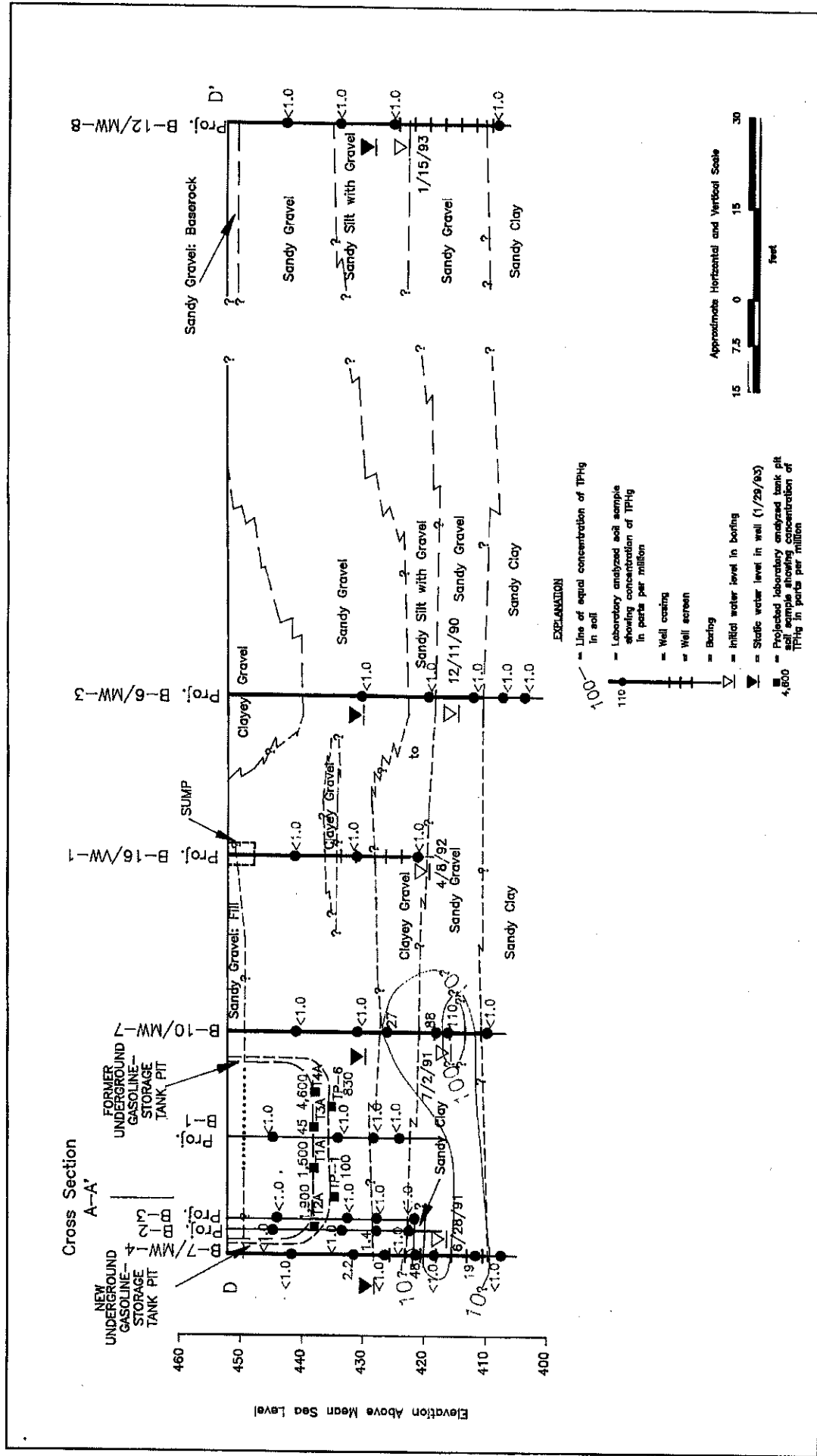
**PLATE** 16

OLD FILE NO. 600009A









**RESNA**  
Working to Restore Nature

PROJECT 60000.09 DATE 2/11


**GEOLOGIC CROSS SECTION D - D'**  
ARCO Station 771  
899 Rincon Avenue  
Livermore, California

PLATE 19  
JOB NO. 800009D


# MW-1 Concentrations and Groundwater Elevations vs Time

ARCO Station #771

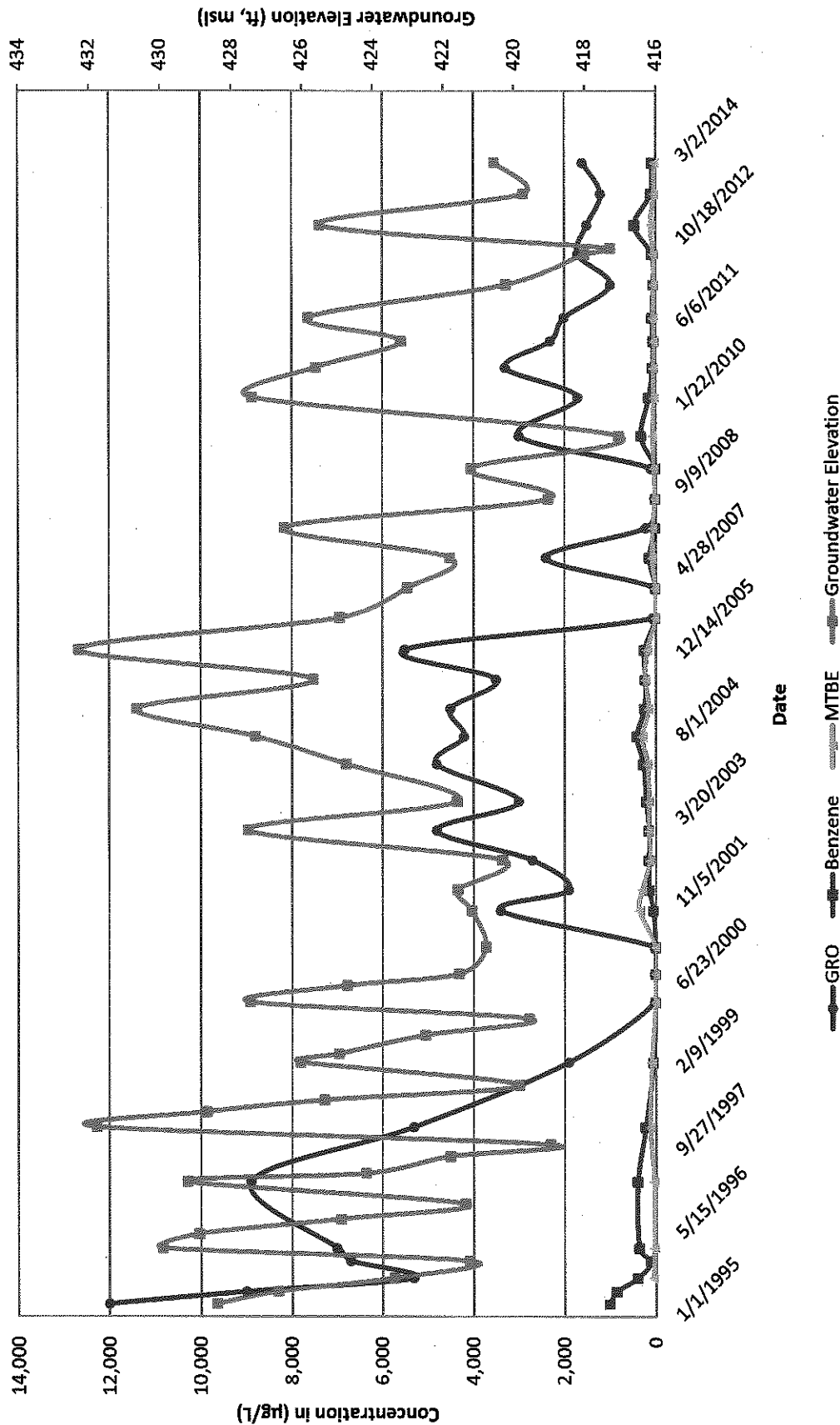
899 Rincon Avenue, Livermore, California



**MW-2 Concentrations and Groundwater Elevations vs Time**  
**ARCO Station #771**  
**899 Rincon Avenue, Livermore, California**



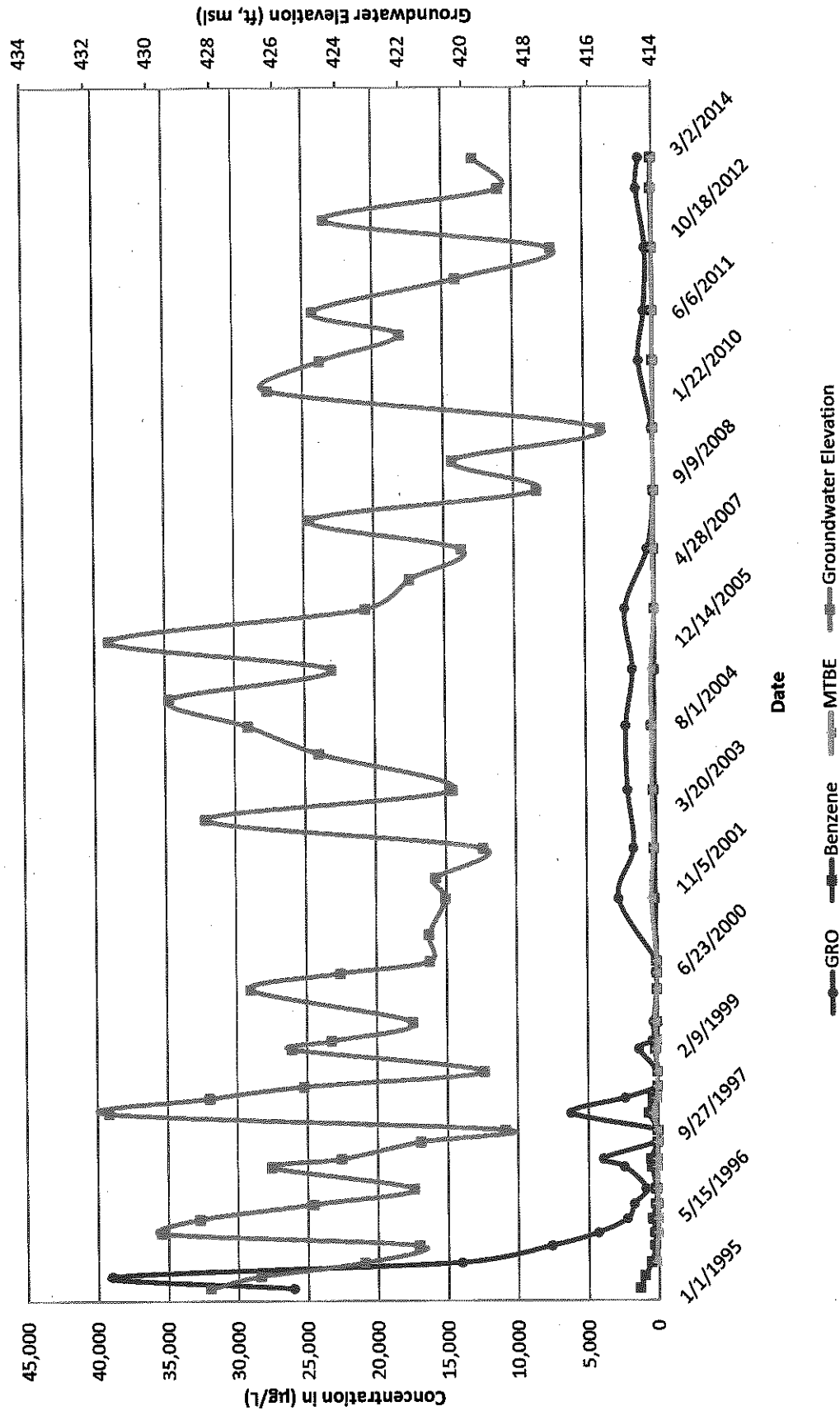
**MW-4 Concentrations and Groundwater Elevations vs Time**  
**ARCO Station #771**  
**899 Rincon Avenue, Livermore, California**



# MW-5 Concentrations and Groundwater Elevations vs Time

ARCO Station #771

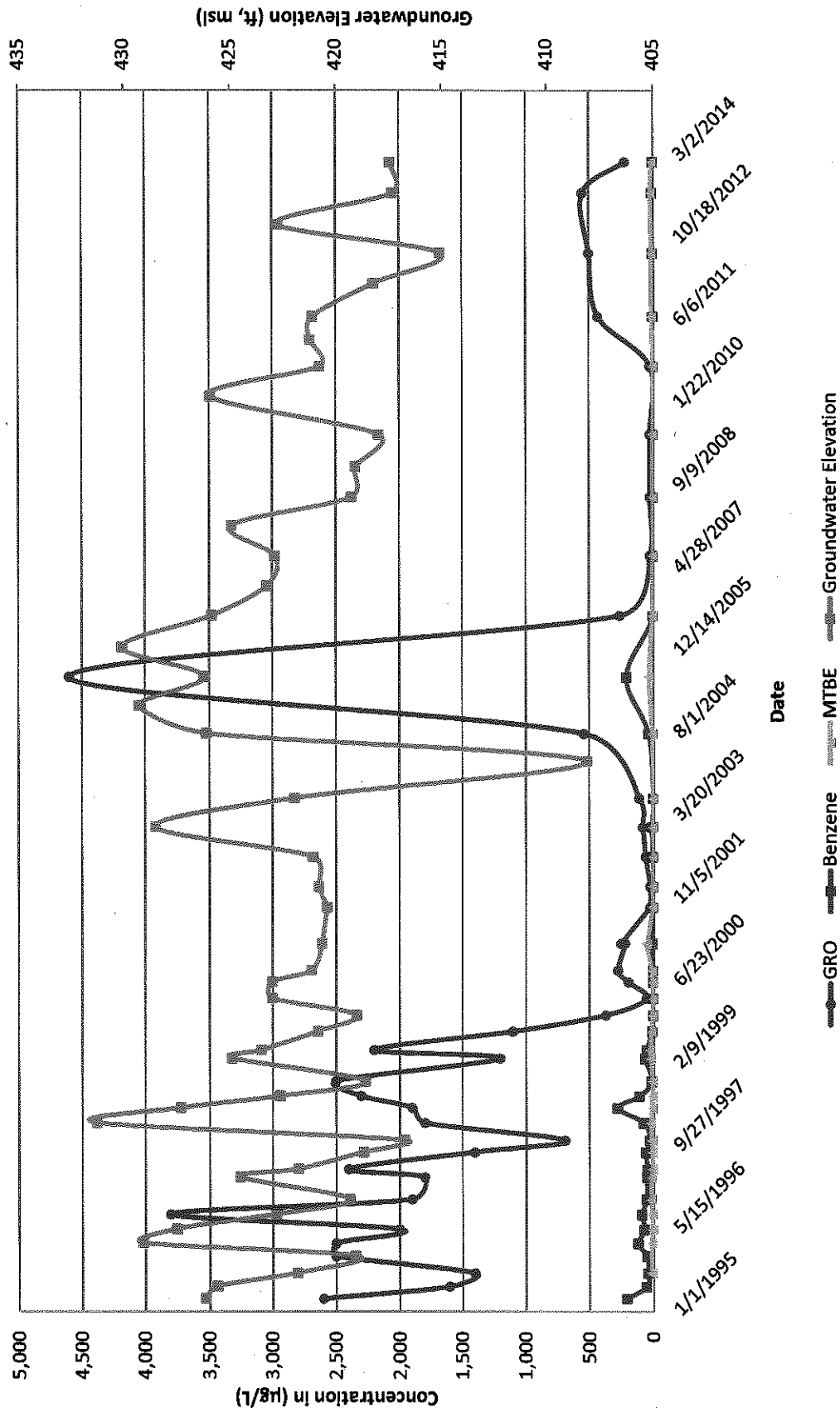
899 Rincon Avenue, Livermore, California



# MW-6 Concentrations and Groundwater Elevations vs Time

ARCO Station #771


899 Rincon Avenue, Livermore, California



# MW-7 Concentrations and Groundwater Elevations vs Time

ARCO Station #771

899 Rincon Avenue, Livermore, California





# RW-1 Concentrations and Groundwater Elevations vs Time

ARCO Station #771

899 Rincon Avenue, Livermore, California

