

**RECEIVED**

By Alameda County Environmental Health at 10:43 am, Dec 09, 2014

December 5, 2014

Ms. Karel Detterman, P.G.  
Hazardous Materials Specialist  
Alameda County Department of Environmental Health  
1131 Harbor Bay Parkway  
Alameda, CA 94502

**Subject: Additional Investigation Results, 3093 Broadway, Oakland, California  
Site Cleanup Program Case No. RO0000199**

Dear Ms. Detterman,


Please find attached, for your review and comment, *Additional Investigation Results* at the Former Connell Oldsmobile site, located at 3093 Broadway in Oakland, California. The investigation results have been prepared by Langan Treadwell Rollo.

I declare, under penalty of perjury, that the information and/or recommendations contained in the attached document or report is true and correct to the best of my knowledge.

**OWNER:**

**GEORGE HILL AND KAY HILL, TRUSTEES OF THE HILL FAMILY TRUST UNDER TRUST  
INSTRUMENT DATED APRIL 28, 1993**

By:   
Name: George Hill

By:   
Name: Kay Hill

**HATHORNE-BROADWAY, LLC**  
A California limited liability company

By: \_\_\_\_\_  
Name: Gordon Linden  
Title: Manager

December 5, 2014

Ms. Karel Detterman, P.G.  
Hazardous Materials Specialist  
Alameda County Department of Environmental Health  
1131 Harbor Bay Parkway  
Alameda, CA 94502

**Subject: Additional Investigation Results, 3093 Broadway, Oakland, California  
Site Cleanup Program Case No. RO0000199**

Dear Ms. Detterman,

Please find attached, for your review and comment, *Additional Investigation Results* at the Former Connell Oldsmobile site, located at 3093 Broadway in Oakland, California. The investigation results have been prepared by Langan Treadwell Rollo.

I declare, under penalty of perjury, that the information and/or recommendations contained in the attached document or report is true and correct to the best of my knowledge.


**OWNER:**

**GEORGE HILL AND KAY HILL, TRUSTEES OF THE HILL FAMILY TRUST UNDER TRUST  
INSTRUMENT DATED APRIL 28, 1993**

By: \_\_\_\_\_  
Name: George Hill

By: \_\_\_\_\_  
Name: Kay Hill

**HAWTHORNE-BROADWAY, LLC**  
A California limited liability company

By:  \_\_\_\_\_  
Name: Gordon Lunden  
Title: Managing Member

5 December 2014

Ms. Karel Detterman, P.G.  
Hazardous Materials Specialist  
Alameda County Department of Environmental Health  
1131 Harbor Bay Parkway  
Alameda, CA 94502

**Re: Additional Investigation Results  
3093 Broadway  
Oakland, California  
ACEH Case No.: RO0000199  
Langan Project No.: 730637001**

Dear Ms. Detterman,

On behalf of 3093 Broadway Holdings, L.L.C. ("Broadway Holdings"), Langan Treadwell Rollo (Langan) has prepared this summary of the additional investigation conducted at the Former Connell Oldsmobile Site (the "Site"), located at 3093 Broadway in Oakland, California (Figure 1). Broadway Holdings is in the process of developing a mixed-use project at Site, and has contracted with the property owner to conduct environmental work at the Site. The objectives of the additional investigation were to assess volatile organic compound (VOC) concentrations in soil vapor, and to further characterize the petroleum impacts to soil and groundwater from the underground storage tank (UST) release at the Site. The soil, groundwater, and soil gas sampling was performed in general accordance with the *Work Plan for Soil Gas Sampling* dated 4 September 2014 (Work Plan) and the *Addendum to Work Plan for Soil Gas Sampling* dated 14 November 2014 (Addendum). Background information; deviations from the Work Plan and Addendum; soil, groundwater and soil gas sampling methods; laboratory analysis; results; and conclusions, are presented in this letter.

## **BACKGROUND INFORMATION**

The Site is located in a mixed-use area, near commercial, medical, and residential properties. The approximately 3.4-acre Site is bounded by Hawthorne Street to the north, Broadway to the east, Webster Street to the west, and a surface parking lot to the south. The Site is currently occupied by a vacant, two-story concrete structure that was formerly a car dealership. Currently, the parking areas west and south of the site structure are used to store automobiles for other nearby dealerships.

Three underground storage tanks (USTs) that previously contained gasoline, diesel, and waste oil were removed from beneath the Hawthorne Avenue sidewalk, north of the service bay in December 1989. Soil and groundwater investigations have been ongoing since 1990. The chemicals of concern in groundwater at the Site include benzene, toluene, ethylbenzene, and xylenes (BTEX), 1,2-dichloroethane, and naphthalene. Previous investigations concluded that methyl tertiary butyl ether (MTBE) is not present at the Site.

We understand the existing buildings will be demolished, with the exception of a portion of the show room in the northeast corner of the Site. A multi-story mixed use building has been proposed, and would occupy nearly the entire property. The ground floor will consist of parking and retail space. The upper levels will include residential units. Site excavation for the development is planned to reduce existing grade by approximately 3 to 18 feet; the ground floor will be roughly level with Broadway.

## **SITE GEOLOGY AND HYDROGEOLOGY**

The site elevation ranges from approximately 52 to 68 feet above mean sea level. The Site slopes downward to the southeast, from Webster Street to Broadway. The Site is underlain by unconsolidated sediments ranging from silty clays to sandy gravels. Based on geotechnical drilling conducted by Langan at the Site, unconsolidated sediments extend to at least 50 feet below ground surface. The site surficial geology is mapped as the Temescal Formation, which consists of quaternary age alluvial fan deposits comprised of interbedded layers of silt, sand, clay, and gravel (Radbrush, 1957)<sup>1</sup>. Alluvial fan deposits are characterized by laterally discontinuous and heterogeneous layers of irregular thickness. The depth to groundwater (Langan, 2014)<sup>2</sup> beneath the Site ranges from approximately 16 to 27 feet. Groundwater beneath the Site flows toward the southeast (Langan, 2014)<sup>3</sup>.

## **DEVIATIONS FROM WORK PLAN**

The scope and methodologies associated with this investigation were completed in general accordance with the Work Plan and the Addendum, with the exception of the following field deviations:

- Due to the presence of fine-grained soils at the proposed installation depths for the soil vapor probe tips in wells SV-1 and SV-6, the tip depths were reduced to 7 feet below ground surface.
- Proposed semi-permanent soil vapor well SV-5 was not installed due to the presence of shallow groundwater.
- As requested by the ACEH, the naphthalene results using EPA Method TO-15 were confirmed by collecting a duplicate soil vapor sample from well SV-9 and analyzing the sample for naphthalene using EPA Method EPA Method TO-17. Duplicate soil vapor samples could not be collected for TO-17 analysis from wells SV-2 and SV-4 due to heavy rainfall and resultant field conditions.

---

<sup>1</sup> Radbrush, Dorothy. 1957, Areal and Engineering Geology of the Oakland West Quadrangle, California.

<sup>2</sup> Langan Treadwell Rollo, 2014. Results of May 2014 Groundwater Monitoring – Revised Transmittal, Case # RO0000199, Former Connell Oldsmobile Site, 3093 Broadway, Oakland. 30 October.

<sup>3</sup> Langan Treadwell Rollo, Inc., 2014. Conceptual Site Model, 3093 Broadway, Oakland, California. 24 October.



- Ambient air samples were collected on 17 and 18 November 2014; however, an ambient air sample was not collected on 19 November 2014 due to rainy weather conditions.
- Groundwater samples were not collected at proposed groundwater sampling locations GW-1 and GW-2 due to the low rate of groundwater recharge to these boreholes.
- Due to field conditions, only one deeper soil sample was collected from beneath the show room (i.e., sample SV-11-23). Soil samples could not be collected from location SV-10).
- Analysis of select soil samples for total organic carbon (TOC)/fractional organic carbon (FOC) is pending.

## **SAMPLING ACTIVITIES**

On 17, 18 and 19 November 2014, Vironex of Concord, California, a California-licensed drilling company, advanced 12 borings at the Site in the locations shown on Figure 2. Summary tables of the sampling and analysis of soil, groundwater and soil gas conducted during this additional investigation are presented in Tables 1, 2, and 3, respectively.

## **SOIL SAMPLING**

Thirteen soil samples were collected from boring locations SV-1 through SV-4, SV-6 through SV-9, SV-11, and SV-12. Soil samples were collected using direct push drilling technology.

Soil samples were collected at depths indicated in Table 4. Soil cores were retrieved in new acetate liners. Soil was continuously logged using the Unified Soils Classification System (USCS). Soil boring logs showing the sample depths, core recovery, and describing the materials encountered are presented in Attachment 1. The acetate liners were cut at the appropriate depths and sealed with Teflon™ sheets and tight-fitting end caps and placed in an ice-cooled chest chilled to approximately 4 degrees centigrade pending delivery to McCampbell Analytical, a State of California-certified laboratory for analysis. The samples were submitted under chain-of-custody protocols.

## **GROUNDWATER SAMPLING**

Groundwater samples were collected from groundwater monitoring wells MW-1, MW-3, MW-6 and MW-9. The samples were collected using United States Environmental Protection Agency (USEPA) low-flow well sampling procedures. Water quality parameters (temperature, pH, specific conductance, and turbidity, oxidation reduction potential [ORP], and dissolved oxygen [DO]) were monitored and recorded on groundwater sampling forms (Attachment 2). Groundwater samples were submitted under chain-of-custody procedures, packed securely in an ice-cooled chest, chilled to approximately 4 degrees centigrade, pending delivery to McCampbell Analytical for analysis.

## **SOIL GAS SAMPLING**

Thirteen soil gas samples were collected from 11 locations. The soil gas sampling locations and sample collection methods are described below and in Langan's Standard Procedures for soil gas sampling, included as Attachment 3. The soil gas samples were collected in accordance with California Department of Toxic Substances Control (DTSC) approved methods (DTSC, 2012)<sup>4</sup>.

### **Semi-Permanent Soil Vapor Well Installation**

Eleven semi-permanent soil vapor wells were installed to the depths presented in Table 3. The temporary soil gas wells consist of a 1/8-inch diameter disposable nyla-flow tubing threaded onto the top of a 1.5-inch long, 3/8-inch diameter nylon soil gas screen implant; this assembly was then placed into the boring. The soil gas screen implant was surrounded by approximately 1-foot of sand filter pack. A three to six-inch layer of dry bentonite chips was placed above the sand filter pack. Hydrated bentonite chips were placed above the dry bentonite to create a seal around the tubing to prevent ambient air intrusion into the soil gas sample. The Teflon tubing attached to the soil gas probe extended at least 2 feet above the surface and was fitted with a sealable sample valve or port at the end. A traffic-rated well box was installed over each well. The soil vapor well construction is illustrated in Figure 3.

### **Soil Gas Sample Collection**

After waiting approximately two hours following the probe installation, soil gas samples were collected after withdrawing three purge volumes, according to DTSC guidelines. Soil gas samples were collected directly into 1-Liter Summa canisters at 200 milliliters per minute (mL/min). Helium was used as a tracer gas around the borehole during sampling as a quality assurance/quality control (QA/QC) measure to confirm sample integrity. A shut-in test and leak check were performed to ensure that no leaks were present in the laboratory provided sampling equipment. A detailed description of the sampling train assembly, shut-in test, leak check and sample collection methodology is provided in Attachment 3. Two ambient air samples were collected, one on 17 and the second on 18 November 2014, and were analyzed as control samples. The ambient air samples were collected into 6-Liter summa canisters using 10-hour flow regulators. The summa canisters were placed on top of a picnic table located south of the building, immediately west of the former air-sparge/dual-phase extraction treatment compound. Soil gas samples were transported under chain-of-custody procedures to Eurofins CalScience (CalScience), a State of California-certified laboratory for analysis.

---

<sup>4</sup> DTSC, 2012, Advisory – Active Soil Gas Investigation, April.

---

## LABORATORY ANALYSES

The soil samples were analyzed for the following compounds:

- Total petroleum hydrocarbons as gasoline (TPHg), benzene, toluene, ethylbenzene, xylenes, and methyl tertiary butyl ether (BTEX/MTBE) using EPA Method 8021B/8015Bm; and
- Total petroleum hydrocarbons as diesel and motor oil (TPHd and TPHmo) using EPA Method 8015B.

The groundwater samples were analyzed for the following compounds:

- TPHg and BTEX/MTBE using EPA Method 8021B/8015Bm;
- TPHd using EPA Method 8015B;
- Nitrate and sulfate using EPA Method E300.1;
- Alkalinity using EPA Method 2320B;
- Total iron and manganese using EPA Method E200.8;
- Dissolved methane using EPA Method RSK175;
- Total Dissolved Solids (TDS) using Method SM2540C; and
- TOC using EPA Method E415.3.

The soil gas and ambient air samples were analyzed for the following compounds:

- Volatile Organic Compounds (VOCs) using EPA Method TO-15;
- Naphthalene using EPA Method TO-17;
- Methane using EPA TO-3M;
- Oxygen and carbon dioxide using American Society for Testing and Materials (ASTM) Method D-1946; and
- Leak detection compound helium using ASTM Method D-1946.

---

## RESULTS

Soil boring logs describing the materials encountered are included in Attachment 1. The analytical results for soil, groundwater, soil gas, and ambient air are summarized in Tables 4 through 9. The certified laboratory reports and chain-of-custody forms are included in Attachment 4.

### Soil Analytical Results

The soil analytical results are summarized in Table 4.

### Groundwater Analytical Results

Tables 5, 6, and 7 present the groundwater analytical results. Table 5 presents groundwater analytical results for TPHg and BTEX/MTBE, Table 6 presents groundwater analytical results for TPHd, and Table 7 presents groundwater analytical results for bioparameters.

The benzene concentrations in groundwater wells MW-1 and MW-6 were 5,700 and 3,500 µg/L, respectively. MTBE was not detected above the laboratory reporting limits.

Nitrate and sulfate, alkalinity, total iron and manganese, dissolved methane, TDS, and TOC were detected above the laboratory reporting limits, as shown in Table 7.

### Soil Gas Analytical Results

Tables 8 and 9 present the soil gas analytical results. Table 8 presents petroleum-related VOCs (such as benzene, toluene and ethylbenzene), as well as helium, oxygen, carbon dioxide and methane. Table 9 presents detected concentrations of other VOCs.

Benzene, toluene, and ethylbenzene were detected at concentrations ranging from 3.7 to 4,300 micrograms per cubic meter (µg/m<sup>3</sup>), as summarized in Table 8. Neither naphthalene nor MTBE were detected above laboratory reporting limits in any of the soil gas samples.

Helium, which was used as a QA/QC indicator gas during sampling, was detected above laboratory reporting limits in two of the 12 samples analyzed with concentrations of 0.06 and 4.41 percent by volume (%v). These two samples did not exceed the quality control criteria of 5%v, the maximum detected concentration of helium allowable to maintain soil gas sampling integrity.

Oxygen was detected in all 12 of the samples analyzed at concentrations ranging from 8.97 to 21.0%v. The detected concentrations of oxygen were compared to Water Board LTCP criteria of a minimum of 4 %v in areas where bioattenuation zones are present. All of the soil gas samples analyzed for oxygen met the minimum oxygen percentage requirement.

Methane was detected in all 12 of the samples analyzed at concentrations ranging from 0.0002 to 0.024%v. Soil gas methane results were compared to the California State Regulations (Title 27) limit for protection of indoor air quality in overlying structures (1.25%), and the Lower

Explosive Limit (LEL) (5%). None of the detected concentrations exceeded the indoor air quality and LEL maximum methane percentages.

The concentration of 1,2-dichloroethane in the sample collected from well SV-10 is below the commercial Environmental Screening Level (ESL; Water Board, 2013<sup>5</sup>), and above the residential soil gas ESL. The concentrations of non-fuel related VOCs in soil gas (i.e., "Additional VOCs") summarized in Table 9 are below the residential ESLs.

## Conclusions

Petroleum hydrocarbons, including benzene and ethylbenzene, were detected in soil gas. The potential for these compounds and other VOCs in soil gas to migrate into future structures at the Site needs to be considered as part of the cleanup and closure plan. The petroleum concentrations detected in groundwater during this investigation using the low-flow sampling method are consistent with the historical range of results for petroleum compounds in the respective wells. Beneath the show room, benzene was detected in soil gas in well SV-10. A relatively lower benzene concentration was detected in soil gas in location SV-11, located approximately 45 feet east of well SV-10.


The results of this additional investigation will be discussed with the ACEH at the 12 December 2014 meeting and will be added to the Conceptual Site Model. If you have any questions, please call us at 415-955-5200.

Sincerely yours,


**Langan Treadwell Rollo**



Christina L. Rain  
Senior Staff Engineer



Robert W. Schultz, CHG  
Senior Project Manager



cc: Mr. Tony Cardoza and Mr. Stephen Siri, 3093 Broadway Holdings, L.L.C.  
555 California Street, 10th Floor  
San Francisco, CA 94104

731637001.11 RS

<sup>5</sup> San Francisco Bay Regional Water Quality Control Board, 2013, Environmental Screening Levels, December.

Enclosures: Table 1 – Soil Sampling and Analysis Summary  
Table 2 – Groundwater Sampling and Analysis Summary  
Table 3 – Soil Gas/Ambient Air Sampling and Analysis Summary  
Table 4 – Soil Analytical Results  
Table 5 – Groundwater Analytical Results for Gasoline Compounds and VOCs  
Table 6 – Groundwater Analytical Results for TPH and SVOCs  
Table 7 – Groundwater Analytical Results for Additional Parameters  
Table 8 – Soil Gas/Ambient Air Analytical Results  
Table 9 – Soil Gas/Ambient Air Analytical Results for Additional VOCs

Figure 1 – Site Location Map  
Figure 2 – Site Plan and Sampling Locations  
Figure 3 – Typical Soil Vapor Well Construction Diagram

Attachment 1 – Boring Logs  
Attachment 2 – Field Water Quality Measurement Forms  
Attachment 3 – Soil Gas Sampling Standard Operating Procedure  
Attachment 4 – Laboratory Analytical Reports

## **TABLES**

**Table 1**  
**Soil Sampling and Analysis Summary**  
**3093 Broadway**  
**Oakland, California**

Sample Location	Soil Sample ID	Ground Elevation	Future Grade Elevation	Sample Depth	FOC <sup>1</sup>	BTEX/MTBE	TPH-gasoline, diesel, motor oil
		feet a-msl	feet a-msl	feet bgs		mg/kg	mg/kg
SV-1	SV-1-20	67	51	20.0		X	X
SV-2	SV-2-16	62	51	16.0		X	X
SV-3	SV-3-10.25	57	51	10.25		X	X
SV-3	SV-3-9.5	57	51	9.5	X		
SV-4	SV-4-7.25	54	51	7.25		X	X
SV-5	SV-5-17.25	64	51	17.25		X	X
SV-6	SV-6-13.25	61	51	13.25		X	X
SV-6	SV-6-14	61	51	14.0	X		
SV-7	SV-7-7.25	54	51	7.25		X	X
SV-8	SV-8-9	56	51	9.0		X	X
SV-9	SV-9-14	61	51	14.0		X	X
SV-10	SV-10	--	--	--		--	--
SV-11	SV-11-23	53	51	23.0		X	X
SV-12	SV-12-9.25	56	51	9.25		X	X

Notes:

1. FOC analysis is pending.

a-msl = above mean sea level

bgs = below ground surface

FOC = Fraction organic carbon in soil

BTEX/MTBE = benzene, toluene, ethylbenzene, xylenes, methyl tertiary butyl ether

TPH = total petroleum hydrocarbons

mg/kg = milligrams/kilogram



**Table 2**  
**Groundwater Sampling and Analysis Summary**  
**3093 Broadway**  
**Oakland, California**

Sampling Location	TOC Elevation	Casing Diameter	Screened Interval	Depth to Groundwater (Nov 2014)	Sample Depth	Laboratory Analyses										Field Measurements					
						BTEX/MTBE	TPH-Gasoline and Diesel	Dissolved Methane	Total Organic Carbon (TOC)	Total Dissolved Solids (TDS)	Alkalinity	Nitrate	Sulfate	Total Iron (Ferric Iron)	Total Manganese	Turbidity	pH	Dissolved Oxygen	ORP	Specific Conductivity	Temperature
	feet a-msl	inches	feet bgs	feet bgs	feet bgs	µg/L	µg/L	µg/L	mg/L	mg/L	mg/L CaCO <sub>3</sub>	mg/L	mg/L	µg/L	µg/L	NTU	units	mg/L	mV	mS/cm 25C	°C
MW-1	60.57	2	19 to 35	22.7	29	X	X	X	X	X	X	X	X	X	X	X	X	X	X	X	X
MW-3	56.87	2	18 to 35	20.2	27	X	X	X	X	X	X	X	X	X	X	X	X	X	X	X	X
MW-6	51.65	2	15 to 35	23.76	29	X	X	X	X	X	X	X	X	X	X	X	X	X	X	X	X
MW-9	57.15	2	18 to 32	20.5	26	X	X	X	X	X	X	X	X	X	X	X	X	X	X	X	X

Notes:  
a-msl = above mean sea level  
bgs = below ground surface  
BTEX/MTBE = benzene, toluene, ethylbenzene, xylenes, methyl tertiary butyl ether  
°C = degrees celsius  
mV = millivolts  
NTU = nephelometric turbidity units  
ORP = Oxidation Reduction Potential  
TPH = total petroleum hydrocarbons  
%v = percent volume  
µg/L = micrograms per liter

**Table 3**  
**Soil Gas/Ambient Air Sampling and Analysis Summary**  
**3093 Broadway**  
**Oakland, California**

Sample Location	Soil Vapor Sample ID	Ground Elevation	Future Grade Elevation	Sample Depth	VOCs using TO-15	Naphthalene by TO-17 (confirmation)	Helium	Oxygen	Carbon Dioxide	Methane
		feet a-msl	feet a-msl	feet bgs	µg/m <sup>3</sup>	µg/m <sup>3</sup>	%v	%v	%v	%v
SV-1	SV-1-111814	67	51	7.0	X		X	X	X	X
SV-2	SV-2-111914	62	51	16.0	X		X	X	X	X
SV-3	SV-3-111814	57	51	11.5	X		X	X	X	X
SV-3	SV-3-111814-DUP	57	51	11.5	X		X	X	X	X
SV-4	SV-4-111814	54	51	8.0	X		X	X	X	X
SV-5	-- <sup>1</sup>	64	51	-						
SV-6	SV-6-111814	61	51	7.0	X		X	X	X	X
SV-7	SV-7-111814	54	51	6.5	X		X	X	X	
SV-8	SV-8-111814	56	51	9.0	X		X	X	X	
SV-9	SV-9-111714	61	51	14.5	X		X	X	X	X
SV-9	SV-9-111914	61	51	14.5		X				
SV-10	SV-10-111914	53	51	6.0	X		X	X	X	X
SV-11	SV-11-111914	53	51	7.0	X		X	X	X	X
SV-12	SV-12-111814	56	51	12.5	X		X	X	X	X
Ambient Air	Ambient-111714	--	--	--	X					X
Ambient Air	Ambient-111814	--	--	--	X					X

Notes:

- Soil vapor well SV-5 was not installed; therefore, no sample was collected.
- a-msl = above mean sea level  
bgs = below ground surface  
BTEX/MTBE = benzene, toluene, ethylbenzene, xylenes, methyl tertiary butyl ether  
VOCs = volatile organic compounds, including naphthalene and fuel oxygenates  
%v = percent volume  
µg/m<sup>3</sup> = micrograms per cubic meter  
-- not applicable

**Table 4  
Soil Analytical Results  
3093 Broadway Street  
Oakland, California**

Sample ID	Date Sampled	Sample Depth	TPHd	TPHg	TPHmo	Benzene	Toluene	Ethyl benzene	Xylenes	MTBE	1,2 DCA	TOG
		(ft bgs)										
<b>ONSITE INVESTIGATION - 2014</b>												
SV-1-20	11/17/2014	20.0	<1.0	<1.0	<5.0	<0.005	<0.005	<0.005	<0.005	<0.05	--	--
SV-2-16	11/19/2014	16.0	610	6.80	1200	<0.005	<0.005	0.009	0.023	<0.05	--	--
SV-3-10.25	11/18/2014	10.25	<1.0	<1.0	<5.0	<0.005	<0.005	<0.005	<0.005	<0.05	--	--
SV-4-7.25	11/18/2014	7.25	<1.0	<1.0	<5.0	<0.005	<0.005	<0.005	<0.005	<0.05	--	--
SV-5-17.25	11/18/2014	17.25	1.1	<1.0	6.2	<0.005	<0.005	<0.005	<0.005	<0.05	--	--
SV-6-13.25	11/17/2014	13.25	<1.0	<1.0	<5.0	<0.005	<0.005	<0.005	<0.005	<0.05	--	--
SV-7-7.25	11/18/2014	7.25	<1.0	<1.0	<5.0	<0.005	<0.005	<0.005	<0.005	<0.05	--	--
SV-8-9	11/17/2014	9.0	2.3	<1.0	8.0	<0.005	<0.005	<0.005	<0.005	<0.05	--	--
SV-9-14	11/17/2014	14.0	1.4	<1.0	<5.0	<0.005	<0.005	<0.005	<0.005	<0.05	--	--
SV-11-23	11/19/2014	23.0	<1.0	<1.0	<5.0	<0.005	<0.005	<0.005	<0.005	<0.05	--	--
SV-12-9.25	11/18/2014	9.25	2.7	<1.0	<5.0	<0.005	<0.005	<0.005	<0.005	<0.05	--	--
<b>OFFSITE INVESTIGATION - 2008</b>												
SB-1-20	8/5/2008	20.0	--	<1.0	--	<0.005	<0.005	<0.005	<0.005	<0.05	--	--
SB-1-25	8/5/2008	25.0	--	<1.0	--	<0.005	<0.005	<0.005	<0.005	<0.05	--	--
SB-1-28	8/5/2008	28.0	--	<1.0	--	<0.005	<0.005	<0.005	<0.005	<0.05	--	--
SB-1-34	8/5/2008	34.0	--	<1.0	--	<0.005	<0.005	<0.005	<0.005	<0.05	--	--
SB-1-40	8/5/2008	40.0	--	<1.0	--	<0.005	<0.005	<0.005	<0.005	<0.05	--	--
<b>WELL INSTALLATION &amp; BORINGS - 2007</b>												
AS-3B-24	2/27/2007	24.0	<1.0	<1.0	--	<0.005	<0.005	<0.005	<0.005	<0.05	--	--
AS-3B-24	2/27/2007	24.0	<1.0	3.9	--	0.42	0.39	0.33	0.33	<0.05	--	--
RW-3-20	2/28/2007	20.0	1,100	9,000	--	98	470	140	610	<40	--	--
RW-3-24	2/28/2007	24.0	8.2	15	--	0.72	0.76	0.19	0.76	<0.2	--	--
RW-3-28	2/28/2007	28.0	<1.0	<1.0	--	0.1	0.019	0.0076	0.018	<0.05	--	--
RW-3-35	2/28/2007	35.0	<1.0	<1.0	--	0.019	0.065	0.0085	0.046	<0.05	--	--
AS-4B-19	3/1/2007	19.0	--	13	--	0.46	0.96	0.16	0.85	<0.05	--	--
AS-4B-24	3/1/2007	24.0	<1.0	2.5	--	0.45	0.034	0.069	0.097	<0.05	--	--
AS-4B-27	3/1/2007	27.0	<1.0	2.8	--	0.31	0.27	0.056	0.21	<0.05	--	--
AS-4B-33	3/1/2007	33.0	<1.0	<1.0	--	<0.005	<0.005	<0.005	<0.005	<0.05	--	--
AS-4B-46	3/1/2007	46.0	<1.0	<1.0	--	<0.005	<0.005	<0.005	<0.005	<0.05	--	--
RW-2-20	3/1/2007	20.0	400	2,300	--	25	110	36	180	<10	--	--
RW-2-24	3/1/2007	24.0	260	680	--	5.9	25	11	56	<5.0	--	--
RW-2-30	3/1/2007	30.0	<1.0	<1.0	--	<0.005	<0.005	<0.005	<0.005	<0.05	--	--

**Table 4**  
**Soil Analytical Results**  
**3093 Broadway Street**  
**Oakland, California**

Sample ID	Date Sampled	Sample Depth	TPHd	TPHg	TPHmo	Benzene	Toluene	Ethyl benzene	Xylenes	MTBE	1,2 DCA	TOG
		(ft bgs)										
MW-16B-20	3/4/2007	20.0	<1.0	<1.0	--	<0.005	<0.005	<0.005	<0.005	<0.05	--	--
MW-16B-23	3/4/2007	23.0	64	180	--	<0.050	1.1	<0.050	0.45	<0.50	--	--
MW-16B-26	3/4/2007	26.0	3.8	14	--	<0.005	0.041	<0.005	0.039	<0.05	--	--
MW-16B-34	3/4/2007	34.0	25	130	--	1.1	0.99	0.83	1.0	<0.50	--	--
MW-16B-40	3/4/2007	40.0	<1.0	1.5	--	0.45	<0.005	0.070	<0.005	<0.05	--	--
VE-1-16	3/11/2007	16.0	--	250	--	2.5	0.51	0.47	1.3	<1.0	--	--
VE-1-19	3/11/2007	19.0	--	6.2	--	0.84	0.38	0.086	0.43	<0.05	--	--
VE-1-22	3/11/2007	22.0	570	960	--	14	3.9	2.6	52	<10	--	--
VE-1-28	3/11/2007	28.0	--	<1.0	--	<0.005	<0.005	<0.005	0.0096	<0.05	--	--
VE-1-31	3/11/2007	31.0	--	15	--	2.2	1.8	0.22	1.3	<0.20	--	--
VE-1-35	3/11/2007	35.0	1.7	15	--	1.9	2.3	0.17	0.92	<0.05	--	--
AS-1B-16	3/11/2007	16.0	--	190	--	5.5	0.76	0.21	0.96	<1.5	--	--
AS-1B-22	3/11/2007	22.0	5.2	11	--	0.12	0.15	0.068	0.47	<0.05	--	--
AS-1B-28	3/11/2007	28.0	450	2,700	--	41	150	31	250	<15	--	--
MW-17B-20	3/11/2007	20.0	1.3	<1.0	--	<0.005	<0.005	<0.005	<0.005	<0.05	--	--
MW-17B-28	3/11/2007	28.0	25	42	--	0.14	1.5	0.52	2.7	<0.25	--	--
MW-17B-30	3/11/2007	30.0	--	<1.0	--	<0.005	<0.005	<0.005	<0.005	<0.05	--	--
MW-17B-36	3/11/2007	36.0	<1.0	<1.0	--	<0.005	<0.005	<0.005	<0.005	<0.05	--	--
MW-17B-40	3/11/2007	40.0	--	<1.0	--	<0.005	<0.005	<0.005	<0.005	<0.05	--	--
AS-2A-24	3/18/2007	24.0	--	2,700	--	19	140	16	260	<5.0	--	--
AS-2A-38	3/18/2007	38.0	--	<1.0	--	<0.005	<0.005	<0.005	<0.005	<0.05	--	--
RW-4-23	3/25/2007	23.0	<1.0	<1.0	--	<0.005	<0.005	<0.005	<0.005	<0.05	--	--
RW-4-29	3/25/2007	29.0	240	1,700	--	6.9	50	17	130	<10	--	--
RW-4-32	3/25/2007	32.0	--	1.1	--	0.0081	0.052	0.012	0.073	<0.05	--	--
RW-4-35	3/25/2007	35.0	--	<1.0	--	<0.005	<0.005	<0.005	<0.005	<0.05	--	--
RW-4-38	3/25/2007	38.0	<1.0	<1.0	--	<0.005	<0.005	<0.005	<0.005	<0.05	--	--
RW-5-20	3/25/2007	20.0	<50	<1.0	--	<0.005	<0.005	<0.005	<0.005	<0.05	--	--
RW-5-24	3/25/2007	24.0	--	<1.0	--	<0.005	<0.005	<0.005	<0.005	<0.05	--	--
RW-5-27	3/25/2007	27.0	--	1,800	--	9.5	60	26	160	<10	--	--
RW-5-30	3/25/2007	30.0	<1.0	2.8	--	0.13	0.30	0.073	0.40	<0.05	--	--
RW-5-36	3/25/2007	36.0	--	<1.0	--	<0.005	<0.005	<0.005	<0.005	<0.05	--	--
RW-5-40	3/25/2007	40.0	<1.0	<1.0	--	<0.005	<0.005	<0.005	<0.005	<0.05	--	--

**Table 4**  
**Soil Analytical Results**  
**3093 Broadway Street**  
**Oakland, California**

Sample ID	Date Sampled	Sample Depth	TPHd	TPHg	TPHmo	Benzene	Toluene	Ethyl benzene	Xylenes	MTBE	1,2 DCA	TOG
		(ft bgs)										
<b>SOIL SAMPLES-MAY 1998 INVESTIGATION</b>												
A-11.0	5/17/1998	11.0	<1	<1	--	<0.005	<0.005	<0.005	<0.005	<0.02	<0.005	--
A-20.5	5/17/1998	20.5	<1	<1	--	<0.005	<0.005	<0.005	<0.005	<0.02	<0.005	--
B-6.0	5/16/1998	6.0	<1	<1	--	<0.005	<0.005	<0.005	<0.005	<0.02	<0.005	--
B-20.5	5/16/1998	20.5	<1	<1	--	0.076	<0.005	<0.005	<0.005	<0.02	0.077	--
C-6.0	5/16/1998	6.0	3,100	<1	--	<0.005	<0.005	<0.005	<0.005	<0.02	<0.005	--
C-15.5	5/16/1998	15.5	790	4.6	--	<0.005	<0.005	0.0079	0.033	0.084	<0.005	--
MW-14/D-11.0	5/16/1998	11.0	<1	<1	--	<0.005	<0.005	<0.005	<0.005	<0.02	<0.005	--
MW-14/D-21.0	5/16/1998	21.0	<1	<1	--	0.095	0.1	0.019	0.103	<0.02	0.1	--
MW-15/E-6.0	5/16/1998	6.0	<1	<1	--	<0.005	<0.005	<0.005	<0.005	<0.02	<0.005	--
MW-15/E-21.0	5/16/1998	21.0	<1	<1	--	<0.005	<0.005	<0.005	<0.005	<0.02	<0.005	--
F-0.5	5/17/1998	0.5	41	25,000	--	<25	<25	<25	<25	<100	<0.005	--
F-6.0	5/17/1998	6.0	<1	<1	--	<0.005	<0.005	<0.005	<0.005	<0.02	<0.005	--
F-21.0	5/17/1998	21.0	<1	<1	--	0.024	<0.005	<0.005	<0.005	<0.02	0.031	--
G-5.5	5/17/1998	5.5	<1	<1	--	<0.005	<0.005	<0.005	<0.005	<0.02	<0.005	--
G-16.0	5/17/1998	16.0	<1	<1	--	0.14	<0.005	<0.005	0.048	<0.02	0.013	--
<b>WELL BORINGS</b>												
MW-1/15.5	9/28/1990	15.5	1,100	510	--	0.64	6.5	3.4	14	--	--	610
MW-1/30.5	9/28/1990	30.5	ND	5,500	--	16.3	170	98	520	--	--	ND
MW-1/34.5	9/28/1990	34.5	ND	2.0	--	ND	2.2	0.015	0.079	--	--	ND
MW-3/20.5	2/25/1991	20.5	ND	ND	--	ND	ND	ND	ND	--	--	ND
MW-4/20.5	2/26/1991	20.5	ND	100	--	0.26	2.5	1.7	7.3	--	--	ND
MW-4/31.0	2/26/1991	31.0	ND	2.7	--	0.076	0.38	0.054	0.29	--	--	ND
MW-5/20.0	3/8/1991	20.0	ND	ND	--	ND	0.0069	ND	ND	--	--	--
MW-6/21.0	3/8/1991	21.0	ND	3.2	--	0.35	0.5	0.028	0.16	--	--	--
MW-6/30.5	3/8/1991	30.5	ND	ND	--	ND	ND	ND	ND	--	--	--
MW-7/20.5	3/8/1991	20.5	ND	ND	--	ND	0.017	ND	ND	--	--	--

**Table 4**  
**Soil Analytical Results**  
**3093 Broadway Street**  
**Oakland, California**

Sample ID	Date Sampled	Sample Depth	TPHd	TPHg	TPHmo	Benzene	Toluene	Ethyl benzene	Xylenes	MTBE	1,2 DCA	TOG
		(ft bgs)										
<b>TEST BORINGS</b>												
B1-8.0	Dec-90	8.0	ND	63	--	0.017	ND	0.1	1.6	--	--	ND
B1-23.0	Dec-90	23.0	ND	2,700	--	16	120	50	220	--	--	ND
B1-33.0	Dec-90	33.0	ND	4	--	0.11	0.2	0.052	0.29	--	--	ND
B1-43.0	Dec-90	43.0	ND	ND	--	0.006	0.022	0.007	0.041	--	--	ND
B2-1.5	Dec-90	1.5	--	--	--	--	--	--	--	--	--	ND
B2-3.0	Dec-90	3.0	--	--	--	--	--	--	--	--	--	ND
B2-5.5	Dec-90	5.5	--	--	--	--	--	--	--	--	--	ND
B2-10.5	Dec-90	10.5	--	--	--	--	--	--	--	--	--	ND
B2-15.0	Dec-90	15.0	ND	ND	--	ND	ND	ND	0.025	--	--	ND
B2-25.5	Dec-90	25.5	ND	ND	--	ND	0.011	ND	0.029	--	--	ND
B3-15.5	Dec-90	15.5	ND	ND	--	ND	0.01	ND	0.025	--	--	ND
B3-25.5	Dec-90	25.5	ND	8.8	--	ND	0.29	0.17	0.8	--	--	ND
B3-35.5	Dec-90	35.5	ND	ND	--	ND	0.021	0.0073	0.041	--	--	ND
B4-14.0	Dec-90	14.0	ND	2.3	--	0.011	0.038	0.031	0.15	--	--	ND
B4-24.5	Dec-90	24.5	ND	370	--	0.45	10	0.77	30	--	--	ND
B4-34.5	Dec-90	34.5	ND	ND	--	0.0061	0.029	0.0067	0.037	--	--	ND
<b>TANK PIT</b>												
1-12.0	Dec-89	12.0	ND	31,000	--	190	3,000	68	2,600	--	--	710
2-12.0	Dec-89	12.0	ND	490	--	1.4	2.5	6.1	23	--	--	570
3-12.0	Dec-89	12.0	440	300	--	ND	720	4.7	12	--	--	540
4-12.0	Dec-89	12.0	--	630	--	ND	ND	17	29	--	--	--
5-1.0	Dec-89	1.0	--	--	--	--	--	--	--	--	--	160
6-5.5	Dec-89	5.5	--	--	--	--	--	--	--	--	--	440
7-1.0	Dec-89	1.0	--	--	--	--	--	--	--	--	--	460
8-1.0	Dec-89	1.0	--	--	--	--	--	--	--	--	--	540
9-5.5	Dec-89	5.5	--	--	--	--	--	--	--	--	--	1,100
10-1.0	Dec-89	1.0	--	--	--	--	--	--	--	--	--	600
11-1.0	Dec-89	1.0	--	--	--	--	--	--	--	--	--	530
12-5.5	Dec-89	5.5	--	--	--	--	--	--	--	--	--	590
13-1.0	Dec-89	1.0	--	--	--	--	--	--	--	--	--	200
14-0.5	Dec-89	0.5	--	--	--	--	--	--	--	--	--	440

**Table 4**  
**Soil Analytical Results**  
**3093 Broadway Street**  
**Oakland, California**

Sample ID	Date Sampled	Sample Depth	TPHd	TPHg	TPHmo	Benzene	Toluene	Ethyl benzene	Xylenes	MTBE	1,2 DCA	TOG
		(ft bgs)										
15-0.5	Dec-89	0.5	--	--	--	--	--	--	--	--	--	410
16-0.5	Dec-89	0.5	--	--	--	--	--	--	--	--	--	650

Notes:

Reference: Workplan for Site Characterization and Site Cleanuo Goals, Pangea Environmental Services, Apr 2008

Residential LTCP = Table 1 - Concentrations of Petroleum Constituents in Soil That Will Have No Significant Risk of Adversely Affecting Human Health, RWQCB, May 2012

Residential ESL, drinking water = Table A-1 - Environmental Screening Levels for Shallow Soil (<3 meters) where groundwater is a current or potential source of drinking water, as established by the RWQCB-SFBR, Dec 2013.

Residential ESL, non-drinking water = Table B-1 - Environmental Screening Levels for Shallow Soil (<3 meters) where groundwater is not a current or potential source of drinking water, as established by the RWQCB-SFBR, Dec 2013.

Commercial ESL, drinking water = Table A-2 - Environmental Screening Levels for Shallow Soil (<3 meters) where groundwater is a current or potential source of drinking water, as established by the RWQCB-SFBR, Dec 2013.

Commercial ESL, non-drinking water = Table B-2 - Environmental Screening Levels for Shallow Soil (<3 meters) where groundwater is not a current or potential source of drinking water, as established by the RWQCB-SFBR, Dec 2013.

Benzene, toluene, ethylbenzene, and xylenes by EPA Method 8021B; by 8021B/ 8015Bm during 2014 investigation

ft bgs = feet below ground surface.

mg/kg = milligrams per kilogram.

TPHd = Total petroleum hydrocarbons as diesel by EPA Method 8015C; by EPA Method 8015B during 2014 investigation

TPHg = Total petroleum hydrocarbons as gasoline by modified EPA Method 8015C; by EPA Method 8021B/ 8015B during 2014 investigation

TPHmo = Total petroleum hydrocarbons as motor oil by modified EPA Method 8015C; by EPA Method 8015B during 2014 investigation

ESL = Enviornmental screening level

LTCP = Low threat closure policy

MTBE = Methyl tertiary butyl ether by EPA Method 8260.

1,2 DCA = 1,2 Dichloroethane

TOG = Total Oil & Grease

-- = Not collected, not analyzed, or not applicable.

ND = Not detected above laboratory reporting limits.

**Table 5**  
**Groundwater Analytical Results for Gasoline Compounds and VOCs**  
**3093 Broadway Street**  
**Oakland, California**

Well ID	Sampling Date	TPHg	Benzene	Toluene	Ethyl-benzene	Xylenes	MTBE	t-Butyl alcohol (TBA)	1,2-Dichloro-ethane	Other VOCs	DO
		µg/L									mg/L
AS-1B	04/11/07	--	28,000	27,000	3,500	15,000	< 2,400	--	--	--	--
AS-1B	05/22/14	170	4.9	4.0	< 2.5	6.5	< 2.5	460	< 2.5	ND <sup>15</sup>	--
MW-1	10/05/90	620,000	33,000	50,000	7,900	41,000	--	--	--	ND	--
MW-1	03/01/91	SPH	--	--	--	--	--	--	--	--	--
MW-1	10/12/92	490,000	51,000	59,000	5,000	27,000	--	--	--	--	--
MW-1	11/24/92	320,000	35,000	43,000	4,200	22,000	--	--	--	ND	--
MW-1	04/05/93	270,000	50,000	58,000	4,600	25,000	--	--	--	ND	--
MW-1	07/21/93	SPH	--	--	--	--	--	--	--	--	--
MW-1	11/09/93	SPH	--	--	--	--	--	--	--	--	--
MW-1	08/30/95	SPH	--	--	--	--	--	--	--	--	--
MW-1	12/04/95	SPH	--	--	--	--	<200	--	--	--	--
MW-1	05/02/96	340,000	57,000	73,000	7,200	38,000	--	--	--	--	--
MW-1	11/05/96	270,000	43,000	56,000	4,500	34,000	--	--	--	--	--
MW-1	05/09/97	240,000	36,000	45,000	3,300	17,900	--	--	--	--	--
MW-1	11/05/97	240,000	42,000	48,000	3,600	18,800	<1,000	--	--	--	--
MW-1	02/09/98	220,000	47,000	60,000	5,200	29,800	<1,000	--	--	ND	--
MW-1	05/01/98	160,000	35,000	42,000	2,800	16,000	<1,000	--	--	ND	--
MW-1	11/03/98	200,000	39,000	49,000	4,400	26,000	<500	--	--	ND	--
MW-1	03/24/99	SPH	--	--	--	--	--	--	--	--	--
MW-1	07/01/99	SPH	--	--	--	--	--	--	--	--	--
MW-1	09/21/99	SPH	--	--	--	--	--	--	--	--	--
MW-1	02/09/00	SPH	--	--	--	--	--	--	--	--	--
MW-1	05/31/00	SPH	--	--	--	--	--	--	--	--	--
MW-1	08/08/00	SPH	--	--	--	--	--	--	--	--	--
MW-1	11/14/00	SPH	--	--	--	--	--	--	--	--	--
MW-1	03/01/01	SPH	--	--	--	--	--	--	--	--	--
MW-1	05/07/01	SPH (0.05)	--	--	--	--	--	--	--	--	--
MW-1	08/01/01	SPH (0.09)	--	--	--	--	--	--	--	--	--
MW-1	11/05/01	SPH (0.18)	--	--	--	--	--	--	--	--	--
MW-1	02/13/02	SPH(0.07)	--	--	--	--	--	--	--	--	--
MW-1	05/02/02	SPH (0.04)	--	--	--	--	--	--	--	--	--
MW-1	08/04/02	SPH (0.03)	--	--	--	--	--	--	--	--	--
MW-1	11/26/02	SPH (0.05)	--	--	--	--	--	--	--	--	--
MW-1	01/20/03	SPH (0.04)	--	--	--	--	--	--	--	--	--
MW-1	05/28/03	SPH (0.02)	--	--	--	--	--	--	--	--	--



**Table 5**  
**Groundwater Analytical Results for Gasoline Compounds and VOCs**  
**3093 Broadway Street**  
**Oakland, California**

Well ID	Sampling Date	TPHg	Benzene	Toluene	Ethyl-benzene	Xylenes	MTBE	t-Butyl alcohol (TBA)	1,2-Dichloro-ethane	Other VOCs	DO
		µg/L									mg/L
MW-1	08/05/03	SPH (0.04)	--	--	--	--	--	--	--	--	--
MW-1	11/10/03	SPH (0.03)	--	--	--	--	--	--	--	--	--
MW-1	02/18/04	SPH (0.05)	--	--	--	--	--	--	--	--	--
MW-1	05/27/04	SPH (0.05)	--	--	--	--	--	--	--	--	--
MW-1	08/19/04	SPH (0.38)	--	--	--	--	--	--	--	--	--
MW-1	12/27/04	SPH (0.44)	--	--	--	--	--	--	--	--	--
MW-1	02/18/05	SPH (0.04)	--	--	--	--	--	--	--	--	--
MW-1	05/11/05	SPH (0.02)	--	--	--	--	--	--	--	--	--
MW-1	08/03/05	SPH (0.06)	--	--	--	--	--	--	--	--	--
MW-1	11/30/05	SPH (0.03)	--	--	--	--	--	--	--	--	--
MW-1	02/17/06	SPH (0.01)	--	--	--	--	--	--	--	--	--
MW-1	05/12/06	SPH (0.02)	--	--	--	--	--	--	--	--	--
MW-1	08/07/06	SPH (0.01)	--	--	--	--	--	--	--	--	--
MW-1	11/21/06	SPH (0.04)	--	--	--	--	--	--	--	--	--
MW-1	02/12/07	SPH (0.03)	--	--	--	--	--	--	--	--	--
MW-1	05/11/07	--	--	--	--	--	--	--	--	--	0.20
MW-1	08/16/07	--	--	--	--	--	--	--	--	--	0.08
MW-1	11/26/07	--	--	--	--	--	--	--	--	--	0.13
MW-1	05/29/08	--	--	--	--	--	--	--	--	--	0.14
MW-1	08/22/08	SPH (0.70)	--	--	--	--	--	--	--	--	--
MW-1	02/19/09	SPH (0.82)	--	--	--	--	--	--	--	--	--
MW-1	08/21/09	SPH (0.77)	--	--	--	--	--	--	--	--	--
MW-1	02/24/10	SPH (0.13)	--	--	--	--	--	--	--	--	--
MW-1	08/24/10	SPH (0.63)	--	--	--	--	--	--	--	--	--
MW-1	08/28/11	81,000	4,000	6,500	180	16,000	<1,000	--	--	--	1.39
MW-1	12/20/11	63,000	5,000	9,700	1,300	11,000	<1,000	--	--	--	0.83
MW-1	06/21/13	--	2,300	3,500	340	8,100	< 120	--	--	--	--
MW-1	06/21/13	51,000	2,300	3,500	340	8,100	<120	--	--	--	0.78
MW-1	05/21/14	60,000	4,300	6,400	660	10,000	< 250	< 1,000	< 250	ND <sup>16</sup>	--
MW-1 <sup>32</sup>	11/19/14	68,000	5,700	4,100	680	13,000	< 250	--	--	--	--
MW-2	03/01/91	<50	<0.5	<0.5	<0.5	<0.5	--	--	--	ND	--
MW-2	11/24/92	<50	<0.5	1.1	<0.5	1.5	--	--	--	ND	--
MW-2	04/05/93	<50	<0.5	<0.5	<0.5	<0.5	--	--	--	ND	--
MW-2	07/21/93	<50	<0.5	<0.5	<0.5	<0.5	--	--	--	ND	--
MW-2	11/10/93	<50	<0.5	<0.5	<0.5	<0.5	--	--	--	ND	--

**Table 5**  
**Groundwater Analytical Results for Gasoline Compounds and VOCs**  
**3093 Broadway Street**  
**Oakland, California**

Well ID	Sampling Date	TPHg	Benzene	Toluene	Ethyl-benzene	Xylenes	MTBE	t-Butyl alcohol (TBA)	1,2-Dichloro-ethane	Other VOCs	DO
		µg/L									mg/L
MW-2	08/30/95	<50	<0.5	<0.5	<0.5	<0.5	--	--	--	--	--
MW-2	05/03/96	<50	<0.5	<0.5	<0.5	<0.5	--	--	--	ND	--
MW-2	05/08/97	<50	<0.5	0.7	<0.5	<0.5	--	--	--	--	--
MW-2	04/29/98	--	< 0.5	< 0.5	< 0.5	< 0.5	< 2.0	--	--	ND	--
MW-2	04/29/98	<50	<0.5	<0.5	<0.5	<0.5	<2	--	--	ND	--
MW-2	05/22/14	ND	< 0.50	< 0.50	< 0.50	< 0.50	< 0.50	< 2.0	< 0.50	ND	--
MW-3	03/01/91	<50	<50	0.6	<0.5	<0.5	--	--	--	ND	--
MW-3	11/25/92	50	<0.5	0.9	<0.5	2	--	--	--	ND	--
MW-3	04/05/93	<50	<0.5	<0.5	<0.5	<0.5	--	--	--	ND	--
MW-3	07/21/93	<50	<0.5	<0.5	<0.5	<0.5	--	--	--	ND	--
MW-3	11/10/93	<50	<0.5	<0.5	<0.5	<0.5	--	--	--	ND	--
MW-3	08/30/95	<50	<0.5	<0.5	<0.5	<0.5	--	--	--	--	--
MW-3	05/03/96	<50	<0.5	<0.5	<0.5	<0.5	--	--	--	ND	--
MW-3	05/08/97	<50	<0.5	0.7	<0.5	<0.5	--	--	--	--	--
MW-3	04/29/98	--	< 0.5	< 0.5	< 0.5	< 0.5	< 2.0	--	--	ND	--
MW-3	04/29/98	<50	<0.5	<0.5	<0.5	<0.5	<2	--	--	ND	--
MW-3	05/22/14	ND	< 0.50	< 0.50	< 0.50	< 0.50	< 0.50	< 2.0	< 0.50	ND	--
MW-3 <sup>32</sup>	11/19/14	<50	0.63	< 0.50	< 0.50	1.0	< 5.0	--	--	--	--
MW-4	03/01/91	150,000	20,000	38,000	2,800	14,000	**	--	--	ND	--
MW-4	10/12/92	230,000	15,000	32,000	2,500	14,000	--	--	--	--	--
MW-4	11/24/92	210,000	14,000	31,000	2,500	14,000	--	--	--	ND	--
MW-4	04/02/93	SPH	--	--	--	--	--	--	--	--	--
MW-4	07/21/93	SPH	--	--	--	--	--	--	--	--	--
MW-4	11/09/93	SPH	--	--	--	--	--	--	--	--	--
MW-4	08/30/95	SPH	--	--	--	--	--	--	--	--	--
MW-4	12/01/95	SPH	--	--	--	--	--	--	--	--	--
MW-4	05/02/96	140,000	24,000	50,000	3,000	15,100	--	--	--	ND	--
MW-4	11/04/96	160,000	16,000	38,000	2,700	14,000	--	--	--	ND	--
MW-4	05/08/97	170,000	16,000	37,000	2,400	15,900	--	--	--	--	--
MW-4	11/05/97	190,000	15,000	31,000	2,200	14,600	<400	--	--	--	--
MW-4	02/09/98	110,000	19,000	42,000	2,500	18,300	<500	--	--	--	--
MW-4	05/01/98	130,000	15,000	31,000	2,000	13,400	<1,000	--	--	ND	--
MW-4	08/04/98	130,000	16,000	34,000	2,400	15,700	<400	--	--	ND	--
MW-4	11/02/98	140,000	16,000	32,000	2,300	15,500	<400	--	--	ND	--
MW-4	03/26/99	110,000	15,000	30,000	1,600	15,000	450 <sup>4</sup>	--	--	ND <sup>5</sup>	--

**Table 5**  
**Groundwater Analytical Results for Gasoline Compounds and VOCs**  
**3093 Broadway Street**  
**Oakland, California**

Well ID	Sampling Date	TPHg	Benzene	Toluene	Ethyl-benzene	Xylenes	MTBE	t-Butyl alcohol (TBA)	1,2-Dichloro-ethane	Other VOCs	DO
		µg/L									mg/L
MW-4	07/01/99	110,000	13,000	23,000	1,600	12,000	<83	--	--	ND <sup>5</sup>	--
MW-4	09/21/99	140,000	16,000	31,000	2,400	14,800	ND	--	--	ND <sup>5</sup>	3.27
MW-4	02/09/00	140,000	16,000	28,000	2,100	14,000	<400	--	--	ND <sup>29</sup>	--
MW-4	05/31/00	15,000	17,000	28,000	2,400	14,000	<0.5 <sup>6</sup>	--	--	ND	--
MW-4	08/08/00	140,000	15,000	25,000	2,100	13,000	<300	--	--	ND	0.60
MW-4	11/14/00	150,000	19,000	36,000	2,900	17,000	<200	--	--	ND	0.32
MW-4	03/01/01	120,000	10,000	15,000	1,300	10,000	<2000	--	--	ND	0.13
MW-4	05/07/01	210,000	12,000	19,000	1,900	12,000	<200	--	--	ND	0.23
MW-4	08/01/01	160,000	13,000	21,000	2,200	13,000	<200	--	--	ND	--
MW-4	11/05/01	220,000	15,000	26,000	3,100	16,000	<200	--	--	ND	--
MW-4	02/13/02	180,000	6,100	11,000	1,400	13,000	<200	--	--	ND	0.43
MW-4	05/02/02	110,000	13,000	20,000	2,000	10,000	<1,200	--	--	ND	0.21
MW-4	08/04/02	92,000	9,200	15,000	1,800	10,000	<2,000	--	--	ND	0.35
MW-4	11/26/02	110,000	16,000	26,000	2,700	12,000	<1,000	--	--	ND	0.29
MW-4	01/20/03	110,000	9,000	16,000	1,900	11,000	<1,200	--	--	ND	0.35
MW-4	05/28/03	110,000	13,000	17,000	1,800	8,500	<1,000	--	--	ND	0.59
MW-4	08/05/03	110,000	13,000	20,000	2,200	9,800	<1,000	--	--	<25	0.66
MW-4	11/10/03	130,000	14,000	23,000	2,700	12,000	<2,700	--	--	--	0.74
MW-4	02/18/04	110,000	11,000	17,000	1,600	9,900	<3,500	--	--	--	0.46
MW-4	05/27/04	97,000	12,000	18,000	2,100	8,900	<3,000	--	--	--	0.59
MW-4	08/19/04	92,000	9,500	15,000	1,900	8,600	<2,500	--	--	--	0.77
MW-4	12/27/04	120,000	16,000	28,000	2,800	12,000	<1,000	--	--	--	0.2
MW-4	02/18/05	97,000	11,000	16,000	1,700	7,400	<4,000	--	<50	<50	0.89
MW-4	05/11/05	110,000	10,000	16,000	1,900	8,400	<3,000	--	--	--	1.03
MW-4	08/03/05	110,000	12,000	18,000	2,200	8,000	<3,600	--	--	--	0.77
MW-4	11/30/05	100,000	12,000	18,000	2,200	9,400	<2700	--	--	--	0.39
MW-4	02/17/06	100,000	12,000	17,000	2,100	7,800	<2500	--	39	<10	0.2
MW-4	05/12/06	100,000	11,000	15,000	2,100	8,700	2,000	--	--	--	0.27
MW-4	08/07/06	97,000	11,000	15,000	2,200	8,700	<1,500	--	--	--	0.47
MW-4	11/21/06	99,000	9,200	13,000	2,000	8,100	<2,100	--	--	--	0.20
MW-4	02/12/07	140,000	11,000	16,000	2,100	7,800	<3,600	--	32	<5 <sup>7</sup>	0.20
MW-4	05/11/07	140,000	9,900	15,000	2,000	7,200	<2,700	--	32	--	0.62
MW-4	08/16/07	100,000	9,300	14,000	2,100	8,800	1,600	--	--	--	0.53
MW-4	11/26/07	110,000	9,200	16,000	2,400	10,000	<2,400	--	--	--	0.57
MW-4	05/29/08	94,000	6,400	11,000	1,700	6,300	<3,500	--	--	--	0.24

**Table 5**  
**Groundwater Analytical Results for Gasoline Compounds and VOCs**  
**3093 Broadway Street**  
**Oakland, California**

Well ID	Sampling Date	TPHg	Benzene	Toluene	Ethyl-benzene	Xylenes	MTBE	t-Butyl alcohol (TBA)	1,2-Dichloro-ethane	Other VOCs	DO
		µg/L									mg/L
MW-4	08/22/08	150,000	9,500	17,000	2,900	13,000	<1,500	--	--	--	1.82
MW-4	02/19/09	230,000	10,000	17,000	2,900	12,000	<5000	--	<50	ND	1.95
MW-4	08/21/09	120,000	9,200	16,000	2,400	11,000	<3,500	--	--	--	1.70
MW-4	02/24/10	--	--	--	--	--	--	--	--	--	--
MW-4	08/24/10	--	--	--	--	--	--	--	--	--	0.79
MW-4	12/19/11	150,000	8,000	27,000	3,200	22,000	<2,000	--	--	--	0.60
MW-4	08/27/12	140,000	7,600	19,000	2,500	15,000	<2,500	--	--	--	1.10
MW-4	06/21/13	--	4,400	15,000	1,700	13,000	< 1,200	--	--	--	--
MW-4	06/21/13	110,000	4,400	15,000	1,700	13,000	<1,200	--	--	--	0.85
MW-4	05/20/14	72,000	1,900	7,300	1,400	9,400	< 250	< 1,000	< 250	ND <sup>22</sup>	--
MW-5	03/15/91	<50	<0.5	<0.5	<0.5	<0.5	--	--	--	ND	--
MW-5	11/10/92	<50	<0.5	<0.5	<0.5	<0.5	--	--	--	ND	--
MW-5	04/02/93	<50	<0.5	<0.5	<0.5	<0.5	--	--	--	ND	--
MW-5	07/21/93	<50	<0.5	<0.5	<0.5	<0.5	--	--	--	ND	--
MW-5	11/09/93	<50	<0.5	<0.5	<0.5	<0.5	--	--	--	ND	--
MW-5	08/30/95	<50	<0.5	<0.5	<0.5	<0.5	--	--	--	--	--
MW-5	05/03/96	<50	<0.5	<0.5	<0.5	<0.5	--	--	--	ND	--
MW-5	05/08/97	<50	<0.5	0.5	<0.5	<0.5	--	--	--	--	--
MW-5	04/29/98	--	< 0.5	0.5	< 0.5	< 0.5	< 2.0	--	--	ND	--
MW-5	04/29/98	<50	<0.5	0.5	<0.5	<0.5	<2	--	--	ND	--
MW-5	05/22/14	ND	< 0.50	< 0.50	< 0.50	< 0.50	< 0.50	< 2.0	< 0.50	ND	--
MW-6	03/15/91	80,000	12,000	13,000	1,100	5,400	--	--	--	ND <sup>12</sup>	--
MW-6	10/12/92	19,000	3,200	1,400	200	560	--	--	--	--	--
MW-6	12/01/92	SPH	--	--	--	--	--	--	--	--	--
MW-6	04/02/93	SPH	--	--	--	--	--	--	--	--	--
MW-6	07/21/93	SPH	--	--	--	--	--	--	--	--	--
MW-6	11/09/93	SPH	--	--	--	--	--	--	--	--	--
MW-6	08/30/95	SPH	--	--	--	--	--	--	--	--	--
MW-6	12/01/95	SPH	--	--	--	--	<8,000,000	--	--	--	--
MW-6	05/03/96	130,000	37,000	50,000	3,200	14,200	--	--	--	ND	--
MW-6	05/09/97	1,700,000	14,000	27,000	4,000	28,200	--	--	--	--	--
MW-6	11/05/97	160,000	13,000	19,000	1,900	14,300	<200	--	--	--	--
MW-6	05/01/98	130,000	15,000	23,000	1,700	13,200	<500	--	--	ND	--
MW-6	11/03/98	110,000	17,000	21,000	1,800	10,700	<200	--	--	ND	--
MW-6	03/26/99	SPH	--	--	--	--	--	--	--	--	--

**Table 5**  
**Groundwater Analytical Results for Gasoline Compounds and VOCs**  
**3093 Broadway Street**  
**Oakland, California**

Well ID	Sampling Date	TPHg	Benzene	Toluene	Ethyl-benzene	Xylenes	MTBE	t-Butyl alcohol (TBA)	1,2-Dichloro-ethane	Other VOCs	DO
			µg/L								mg/L
MW-6	07/01/99	SPH	--	--	--	--	--	--	--	--	--
MW-6	09/21/99	SPH	--	--	--	--	--	--	--	--	--
MW-6	02/09/00	SPH	--	--	--	--	--	--	--	--	--
MW-6	05/31/00	SPH	--	--	--	--	--	--	--	--	--
MW-6	08/08/00	SPH	--	--	--	--	--	--	--	--	--
MW-6	11/14/00	SPH	--	--	--	--	--	--	--	--	--
MW-6	03/01/01	SPH	--	--	--	--	--	--	--	--	--
MW-6	05/07/01	SPH	--	--	--	--	--	--	--	--	--
MW-6	08/01/01	--	--	--	--	--	--	--	--	--	--
MW-6	11/05/01	--	--	--	--	--	--	--	--	--	--
MW-6	02/13/02	--	--	--	--	--	--	--	--	--	--
MW-6	05/02/02	SPH (0.05)	--	--	--	--	--	--	--	--	--
MW-6	08/04/02	SPH (0.03)	--	--	--	--	--	--	--	--	--
MW-6	11/26/02	SPH (0.03)	--	--	--	--	--	--	--	--	--
MW-6	01/20/03	SPH (0.04)	--	--	--	--	--	--	--	--	--
MW-6	05/28/03	SPH (0.04)	--	--	--	--	--	--	--	--	--
MW-6	08/05/03	SPH (0.04)	--	--	--	--	--	--	--	--	--
MW-6	11/10/03	SPH (0.10)	--	--	--	--	--	--	--	--	--
MW-6	02/18/04	SPH (0.04)	--	--	--	--	--	--	--	--	--
MW-6	05/27/04	SPH (0.05)	--	--	--	--	--	--	--	--	--
MW-6	08/19/04	SPH (0.03)	--	--	--	--	--	--	--	--	--
MW-6	12/27/04	SPH (sheen)	--	--	--	--	--	--	--	--	--
MW-6	02/18/05	SPH (0.08)	--	--	--	--	--	--	--	--	--
MW-6	05/11/05	SPH (0.06)	--	--	--	--	--	--	--	--	--
MW-6	08/03/05	SPH (0.06)	--	--	--	--	--	--	--	--	--
MW-6	11/30/05	SPH (0.02)	--	--	--	--	--	--	--	--	--
MW-6	02/17/06	SPH (0.03)	--	--	--	--	--	--	--	--	--
MW-6	05/12/06	SPH (0.03)	--	--	--	--	--	--	--	--	--
MW-6	08/07/06	SPH (0.02)	--	--	--	--	--	--	--	--	--
MW-6	11/21/06	SPH (0.02)	--	--	--	--	--	--	--	--	--
MW-6	02/12/07	SPH (0.02)	--	--	--	--	--	--	--	--	--
MW-6	05/11/07	--	--	--	--	--	--	--	--	--	0.70
MW-6	08/16/07	--	--	--	--	--	--	--	--	--	0.63
MW-6	11/26/07	--	--	--	--	--	--	--	--	--	--
MW-6	05/29/08	--	--	--	--	--	--	--	--	--	0.48

**Table 5**  
**Groundwater Analytical Results for Gasoline Compounds and VOCs**  
**3093 Broadway Street**  
**Oakland, California**

Well ID	Sampling Date	TPHg	Benzene	Toluene	Ethyl-benzene	Xylenes	MTBE	t-Butyl alcohol (TBA)	1,2-Dichloro-ethane	Other VOCs	DO
		µg/L									mg/L
MW-6	08/22/08	--	--	--	--	--	--	--	--	--	2.55
MW-6	02/19/09	SPH (0.07)†	--	--	--	--	--	--	--	--	1.88
MW-6	08/21/09	SPH (0.03)	--	--	--	--	--	--	--	--	--
MW-6	02/24/10	SPH (0.03)	--	--	--	--	--	--	--	--	--
MW-6	08/24/10	SPH (0.05)	--	--	--	--	--	--	--	--	--
MW-6	12/19/11	--	--	--	--	--	--	--	--	--	--
MW-6	08/27/12	--	--	--	--	--	--	--	--	--	--
MW-6	06/21/13	--	2,400	300	370	680	< 250	--	--	--	--
MW-6	06/21/13	15,000	2,400	300	370	680	<250	--	--	--	0.81
MW-6	05/20/14	17,000	3,700	530	830	840	< 50	490	< 50	ND <sup>23</sup>	--
MW-6 <sup>32</sup>	11/19/14	20,000	3,500	400	900	970	< 250	--	--	--	--
MW-7	03/15/91	<50	<0.5	<0.5	<0.5	<0.5	--	--	--	ND	--
MW-7	11/24/92	<50	<0.5	<0.5	<0.5	<0.5	--	--	--	ND	--
MW-7	04/02/93	<50	<0.5	<0.5	<0.5	<0.5	--	--	--	ND	--
MW-7	07/21/93	<50	<0.5	<0.5	<0.5	<0.5	--	--	--	ND	--
MW-7	11/09/93	<50	<0.5	1	<0.5	1.7	--	--	--	ND	--
MW-7	08/30/95	<50	<0.5	<0.5	<0.5	<0.5	--	--	--	--	--
MW-7	12/01/95	<50	<0.5	<0.5	<0.5	<0.5	--	--	--	ND	--
MW-7	05/02/96	<50	<0.5	<0.5	<0.5	<0.5	--	--	--	ND	--
MW-7	08/08/96	<50	<0.5	<0.5	<0.5	<0.5	<2	--	--	ND	--
MW-7	11/04/96	<50	<1	<1	<1	<1	--	--	--	ND	--
MW-7	02/06/97	<50	<0.5	<0.5	<0.5	<0.5	<2	--	--	ND	--
MW-7	05/08/97	<50	<0.5	<0.5	<0.5	<0.5	--	--	--	--	--
MW-7	08/07/97	<50	<0.5	<0.5	<0.5	<0.5	<2	--	--	ND	--
MW-7	11/05/97	<50	<0.5	<0.5	<0.5	<0.5	<2	--	--	--	--
MW-7	02/09/98	<50	<0.5	<0.5	<0.5	<0.5	<2	--	--	--	--
MW-7	04/29/98	<50	<0.5	<0.5	<0.5	<0.5	<2	--	--	ND	--
MW-7	08/04/98	<50	<0.5	<0.5	<0.5	<0.5	<2	--	--	ND	--
MW-7	11/02/98	<50	<0.5	<0.5	<0.5	<0.5	<2	--	--	ND	--
MW-7	03/26/99	<50	<0.5	<0.5	<0.5	<0.5	<2	--	--	ND	--
MW-7	07/01/99	85	<0.5	1.1	0.55	2.5	<0.5	--	--	<sup>5</sup>	--
MW-7	09/21/99	<50	0.7	1.8	<0.5	1.5	<5.0	--	--	ND	4.32
MW-7	02/09/00	<50	<0.5	<0.5	<0.5	<0.5	<5.0	--	--	<0.5	--
MW-7	05/31/00	<50	3	6	1	9	<0.5	--	--	ND	--
MW-7	08/08/00	<50	<0.5	<0.5	<0.5	<0.5	<5.0	--	--	ND	0.43

**Table 5**  
**Groundwater Analytical Results for Gasoline Compounds and VOCs**  
**3093 Broadway Street**  
**Oakland, California**

Well ID	Sampling Date	TPHg	Benzene	Toluene	Ethyl-benzene	Xylenes	MTBE	t-Butyl alcohol (TBA)	1,2-Dichloro-ethane	Other VOCs	DO
		µg/L									mg/L
MW-7	11/14/00	< 50	< 0.5	0.63	< 0.5	< 0.5	< 5.0	--	--	ND	0.44
MW-7	03/01/01	< 50	< 0.5	<0.5	< 0.5	< 0.5	< 5.0	--	--	ND	--
MW-7	05/07/01	<50	<0.5	<0.5	<0.5	<0.5	<5.0	--	--	ND	0.51
MW-7	08/01/01	<50	<0.5	<0.5	<0.5	<0.5	<5.0	--	--	ND	--
MW-7	11/05/01	<50	<0.5	<0.5	<0.5	<0.5	<5.0	--	--	ND	--
MW-7	02/13/02	<50	<0.5	<0.5	<0.5	<0.5	<5.0	--	--	ND	0.80
MW-7	05/02/02	<50	<0.5	<0.5	<0.5	<0.5	<5.0	--	--	ND	0.31
MW-7	08/04/02	<50	<0.5	<0.5	<0.5	<0.5	<5.0	--	--	ND	0.37
MW-7	11/26/02	<50	<0.5	<0.5	<0.5	<0.5	<5.0	--	--	ND	0.28
MW-7	01/20/03	<50	<0.5	<0.5	<0.5	<0.5	<5.0	--	--	ND	0.61
MW-7	05/28/03	<50	<0.5	<0.5	<0.5	<0.5	<5.0	--	--	ND	0.74
MW-7	08/05/03	<50	<0.5	<0.5	<0.5	<0.5	<5.0	--	--	<0.5	0.61
MW-7	11/10/03	<50	<0.5	<0.5	<0.5	<0.5	<5.0	--	--	--	0.65
MW-7	02/18/04	<50	<0.5	<0.5	<0.5	<0.5	<5.0	--	--	--	0.74
MW-7	05/27/04	<50	<0.5	<0.5	<0.5	<0.5	<5.0	--	--	--	0.65
MW-7	08/19/04	<50	<0.5	<0.5	<0.5	<0.5	<5.0	--	--	--	0.71
MW-7	12/27/04	<50	<0.5	<0.5	<0.5	<0.5	<5.0	--	--	--	2.0
MW-7	02/18/05	<50	<0.5	<0.5	<0.5	<0.5	<5.0	--	<0.5	<0.5	0.93
MW-7	05/11/05	<50	<0.5	<0.5	<0.5	<0.5	<5.0	--	--	--	1.18
MW-7	08/03/05	<50	<0.5	<0.5	<0.5	<0.5	<5.0	--	--	--	0.89
MW-7	11/30/05	<50	<0.5	<0.5	<0.5	<0.5	<5.0	--	--	--	1.70
MW-7	02/17/06	<50	<0.5	<0.5	<0.5	<0.5	<5.0	--	<0.5	<1.0	0.99
MW-7	05/12/06	<50	<0.5	<0.5	<0.5	<0.5	<5.0	--	--	--	0.11
MW-7	08/07/06	<50	<0.5	<0.5	<0.5	<0.5	<5.0	--	--	--	0.33
MW-7	11/21/06	<50	<0.5	<0.5	<0.5	<0.5	<5.0	--	--	--	0.39
MW-7	02/12/07	<50	<0.5	<0.5	<0.5	<0.5	<5.0	--	<0.5	<0.5 <sup>7</sup>	0.75
MW-7	05/11/07	<50	<0.5	<0.5	<0.5	<0.5	<5.0	--	--	--	0.93
MW-7	08/16/07	<50	<0.5	<0.5	<0.5	<0.5	<5.0	--	--	--	0.66
MW-7	11/26/07	<50	<0.5	<0.5	<0.5	<0.5	<5.0	--	--	--	0.59
MW-7	05/29/08	<50	<0.5	<0.5	<0.5	<0.5	<5.0	--	--	--	0.71
MW-7	08/22/08	<50	<0.5	<0.5	<0.5	<0.5	<5.0	--	--	--	3.45
MW-7	02/19/09	<50	<0.5	<0.5	<0.5	<0.5	<5.0	--	<0.5	ND	1.90
MW-7	08/21/09	<50	<0.5	<0.5	<0.5	<0.5	<5.0	--	--	--	1.42
MW-7	02/24/10	<50	<0.5	<0.5	<0.5	<0.5	<5.0	--	<0.5	<0.5	1.19
MW-7	08/24/10	--	< 0.5	< 0.5	< 0.5	< 0.5	< 5.0	--	--	--	--

**Table 5**  
**Groundwater Analytical Results for Gasoline Compounds and VOCs**  
**3093 Broadway Street**  
**Oakland, California**

Well ID	Sampling Date	TPHg	Benzene	Toluene	Ethyl-benzene	Xylenes	MTBE	t-Butyl alcohol (TBA)	1,2-Dichloro-ethane	Other VOCs	DO
		µg/L									mg/L
MW-7	08/24/10	<50	<0.5	<0.5	<0.5	<0.5	<5.0	--	--	--	1.06
MW-7	12/19/11	--	--	--	--	--	--	--	--	--	--
MW-7	08/27/12	--	--	--	--	--	--	--	--	--	--
MW-7	05/20/14	ND	< 0.50	< 0.50	< 0.50	0.64	< 0.50	< 2.0	< 0.50	ND <sup>24</sup>	--
MW-8	10/12/92	70	20	1	1	3	--	--	--	--	--
MW-8	11/25/92	<50	<0.5	<0.5	<0.5	<0.5	--	--	--	ND	--
MW-8	04/08/93	490	15	45	5.1	73	--	--	--	ND	--
MW-8	07/21/93	180	2.5	3	<0.5	1.9	--	--	--	ND	--
MW-8	11/11/93	310	23	<0.5	<0.5	<0.5	--	--	--	ND	--
MW-8	08/30/95	660	360	6.8	13	2.8	--	--	--	--	--
MW-8	12/04/95	250	46	0.9	4.9	<0.5	--	--	--	ND	--
MW-8	05/03/96	69	110	<0.5	<0.5	1.5	--	--	--	ND	--
MW-8	08/08/96	120	11	<0.5	<0.5	<0.5	<2	--	--	ND	--
MW-8	11/05/96	110	20	<1	1	<1	--	--	--	ND	--
MW-8	02/06/97	67	51	<0.5	0.56	<0.5	<2	--	--	ND	--
MW-8	05/09/97	110	59	<0.5	<0.5	<0.5	--	--	--	--	--
MW-8	08/07/97	<50	12	<0.5	<0.5	<0.5	<2	--	--	ND	--
MW-8	11/05/97	<50	9.4	<0.5	<0.5	<0.5	<2	--	--	--	--
MW-8	02/09/98	<50	6	<0.5	<0.5	<0.5	<2	--	--	--	--
MW-8	05/01/98	430	490	7.1	27	26	<10	--	--	ND	--
MW-8	08/05/98	140	19	<0.5	5.2	5.3	<2	--	--	ND	--
MW-8	11/03/98	150	110	1.1	4.3	4.5	<2	--	--	ND	--
MW-8	03/31/99	54	170	1.5	4.1	1.9	4.4	--	--	ND <sup>13</sup>	--
MW-8	07/01/99	140	58	0.9	3	2.3	<0.5	--	--	ND <sup>5</sup>	--
MW-8	09/21/99	670	170	2.6	11	7.9	<5	--	--	ND	2.61
MW-8	02/09/00	300	60	1.2	4.8	1.2	<5.0	--	--	<0.5	--
MW-8	08/08/00	270	56	1.2	4.1	1.0	<5.0	--	--	ND	0.25
MW-8	11/14/00	330	64	1.3	3.5	0.60	< 5.0	--	--	ND	0.51
MW-8	03/01/01	400	140	<0.5	<0.5	0.55	<5.0	--	--	ND	--
MW-8	05/07/01	240	37	0.71	2.5	0.77	<5.0	--	--	ND	0.49
MW-8	08/01/01	130	5.2	<0.5	<0.5	<0.5	<5.0	--	--	ND	--
MW-8	11/05/01	140	3.3	<0.5	<0.5	<0.5	<5.0	--	--	ND	--
MW-8	02/13/02	1,100	440	0.087	0.66	2.0	<5.0	--	--	ND	0.71
MW-8	05/02/02	90	3.9	<0.5	<0.5	<0.5	<5.0	--	--	ND	0.37
MW-8	08/04/02	120	2.4	0.77	<0.5	<0.5	<5.0	--	--	ND	0.44



**Table 5**  
**Groundwater Analytical Results for Gasoline Compunds and VOCs**  
**3093 Broadway Street**  
**Oakland, California**

Well ID	Sampling Date	TPHg	Benzene	Toluene	Ethyl-benzene	Xylenes	MTBE	t-Butyl alcohol (TBA)	1,2-Dichloro-ethane	Other VOCs	DO
		µg/L									mg/L
MW-8	11/26/02	85	3.7	<0.5	<0.5	<0.5	<5.0	--	--	ND	0.48
MW-8	01/20/03	90	3.9	0.67	<0.5	<0.5	<5.0	--	--	ND	0.65
MW-8	05/28/03	120	1.4	<0.5	<0.5	<0.5	<5.0	--	--	ND	0.71
MW-8	08/05/03	150 <sup>f</sup>	<0.5	<0.5	<0.5	<0.5	<5.0	--	--	<1.0	0.67
MW-8	11/10/03	50	0.84	<0.5	<0.5	<0.5	<5.0	--	--	--	0.70
MW-8	02/18/04	52	<0.5	<0.5	<0.5	<0.5	<5.0	--	--	--	0.69
MW-8	05/27/04	75	0.76	<0.5	<0.5	<0.5	<5.0	--	--	--	0.98
MW-8	08/19/04	72	1.7	<0.5	<0.5	<0.5	<5.0	--	--	--	1.41
MW-8	12/27/04	160	22	0.74	2.2	0.55	<5.0	--	--	--	0.2
MW-8	02/18/05	130	27	0.70	2.3	0.69	<5.0	--	47	<1.0	0.91
MW-8	05/11/05	550	190	2.5	2.9	9.3	<5.0	--	--	--	1.22
MW-8	08/03/05	240	36	0.86	3.1	1.2	<5.0	--	--	--	1.05
MW-8	11/30/05	160	28	1.7	2.0	1.3	<5.0	--	--	--	0.71
MW-8	02/17/06	200	39	0.67	2.7	1.6	<5.0	--	37	<1.0	0.64
MW-8	05/12/06	770	260	7.40	5.1	5.8	<5.0	--	--	--	0.19
MW-8	08/07/06	320	52	1.0	2.7	1.2	<5.0	--	--	--	0.17
MW-8	11/21/06	54	9.2	<0.5	0.56	0.64	<5.0	--	--	--	0.22
MW-8	02/12/07	1,000	310	5.1	25	27	<5.0	--	25	<0.5 <sup>7</sup>	0.37
MW-8	05/11/07	300	48	0.74	2.9	1.2	<5.0	--	--	--	0.55
MW-8	08/16/07	700	190	2.3	10	1.9	<10	--	--	--	0.59
MW-8	11/26/07	130	33	0.74	0.93	<0.5	<5.0	--	--	--	0.51
MW-8	05/29/08	510	100	0.93	1.2	<0.5	<10	--	--	--	0.97
MW-8	08/22/08	100	19	<0.5	<0.5	<0.5	<5.0	--	--	--	2.88
MW-8	02/19/09	120	29	0.56	<0.5	<0.5	<5.0	--	19	ND	2.12
MW-8	08/21/09	81	11	<0.5	<0.5	<0.5	<5.0	--	--	--	2.20
MW-8	02/24/10	88	14	0.70	<0.5	<0.5	<5.0	--	17	<0.5	1.73
MW-8	08/24/10	--	11	0.95	<0.5	<0.5	<5.0	--	--	--	--
MW-8	08/24/10	120	11	0.95	<0.5	<0.5	<5.0	--	--	--	1.29
MW-8	12/19/11	--	--	--	--	--	--	--	--	--	--
MW-8	08/27/12	--	--	--	--	--	--	--	--	--	--
MW-8	05/21/14	70	<2.5	<2.5	<2.5	<2.5	<2.5	310	9.7	ND	--
MW-9	11/24/92	19,000	180	590	23	2,000	--	--	--	ND <sup>30</sup>	--
MW-9	04/05/93	2,300	48	4	0.6	13	--	--	--	ND <sup>31</sup>	--
MW-9	07/21/93	2,300	170	8.1	15	<0.5	--	--	--	ND	--
MW-9	11/10/93	4,400	69	7.3	21	9.7	--	--	--	ND	--

**Table 5**  
**Groundwater Analytical Results for Gasoline Compounds and VOCs**  
**3093 Broadway Street**  
**Oakland, California**

Well ID	Sampling Date	TPHg	Benzene	Toluene	Ethyl-benzene	Xylenes	MTBE	t-Butyl alcohol (TBA)	1,2-Dichloro-ethane	Other VOCs	DO
		µg/L									mg/L
MW-9	08/30/95	3,200	3,900	49	80	22.8	--	--	--	--	--
MW-9	12/04/95	--	--	--	--	--	<2	--	--	--	--
MW-9	05/02/96	<1300	2,600	<13	200	<13	--	--	--	ND	--
MW-9	11/05/96	1,800	280	<5	65	<5	--	--	--	ND	--
MW-9	05/09/97	1,100	160	<0.5	42	<0.5	--	--	--	--	--
MW-9	08/08/97	570 <sup>1,2</sup>	<0.5	<0.5	<0.5	0.78 <sup>3</sup>	<2	--	--	ND	--
MW-9	11/05/97	490 <sup>1</sup>	<0.5	<0.5	6	<0.5	<2	--	--	--	--
MW-9	02/09/98	270 <sup>1</sup>	48	17	5.8	<0.5	<2	--	--	--	--
MW-9	05/01/98	550	70	<0.5	22	2.2	<2	--	--	ND	--
MW-9	08/05/98	550 <sup>1</sup>	88	<0.5	13	1.9 <sup>3</sup>	<2	--	--	ND	--
MW-9	11/02/98	580	<0.5	<0.5	7.5 <sup>3</sup>	1.6 <sup>3</sup>	<2	--	--	ND	--
MW-9	03/25/99	1,100	160	<0.5	21	2.1 <sup>3</sup>	5.7 <sup>4</sup>	--	--	ND	--
MW-9	07/01/99	540	100	7.4	26	16.9	<1.3	--	--	ND <sup>5</sup>	--
MW-9	09/21/99	2,700	320	98	88	47	<20	--	--	ND	5.86
MW-9	02/09/00	1,600	81	3.6	19	18	<5.0	--	--	<0.5	--
MW-9	05/31/00	1,500	170	13	25	<1.0	<0.5	--	--	ND	--
MW-9	08/08/00	1,300	140	2.1	19	<0.5	<5.0	--	--	ND	2.4
MW-9	11/14/00	1,700	250	2.6	44	2.1	< 5.0	--	--	ND	0.29
MW-9	03/01/01	1,800	170	5.6	30	2.5	<20	--	--	ND	0.31
MW-9	05/07/01	1,500	120	2.6	24	<0.5	<5.0	--	--	ND	0.18
MW-9	08/01/01	2,600	280	4.8	50	<0.5	<5.0	--	--	ND	--
MW-9	11/05/01	2,200	170	4.5	100	0.54	<5.0	--	--	ND	--
MW-9	02/13/02	1,800	98	3	58	1.5	<5.0	--	--	ND	0.53
MW-9	05/02/02	1,100	82	1.4	20	<0.5	<10	--	--	ND	0.28
MW-9	08/04/02	1,200	130	2.5	50	0.58	<10	--	--	ND	0.51
MW-9	11/26/02	1,200	150	3.3	48	<2.5	<25	--	--	ND	0.53
MW-9	01/20/03	840	110	1.2	31	0.76	<5.0	--	--	ND	0.31
MW-9	05/28/03	1,100	40	1.9	3.0	<0.5	<20	--	--	ND	0.60
MW-9	08/05/03	1,100 <sup>a</sup>	62	0.99	25	<0.5	<5.0	--	--	<10	0.54
MW-9	11/10/03	1,500	120	7.6	41	<1.0	<10	--	--	--	0.62
MW-9	02/18/04	820	50	1.2	19	<0.5	<5.0	--	--	--	0.58
MW-9	05/27/04	730	36	2.0	11	1.6	<5.0	--	--	--	0.90
MW-9	08/19/04	1,200	95	2.5	24	<0.5	<25	--	--	--	0.98
MW-9	12/27/04	720	25	14	2.0	3.5	<15	--	--	--	2.5

**Table 5**  
**Groundwater Analytical Results for Gasoline Compounds and VOCs**  
**3093 Broadway Street**  
**Oakland, California**

Well ID	Sampling Date	TPHg	Benzene	Toluene	Ethyl-benzene	Xylenes	MTBE	t-Butyl alcohol (TBA)	1,2-Dichloro-ethane	Other VOCs	DO
		µg/L									mg/L
MW-9	02/18/05	600	24	<0.5	3.8	<0.5	<5.0	--	220	<5.0	0.88
MW-9	05/11/05	510	11	<0.5	1.6	<0.5	<5.0	--	--	--	0.95
MW-9	08/03/05	620	26	5.7	4.0	<0.5	<5.0	--	--	--	0.65
MW-9	11/30/05	1,300	120	2.9	22	<0.5	<10	--	--	--	0.49
MW-9	02/17/06	540	11	<0.5	1.1	<0.5	<5.0	--	160	<10	0.70
MW-9	05/12/06	600	12	0.54	1.7	<0.5	<5.0	--	--	--	0.30
MW-9	08/07/06	600	31	1.8	4.2	<0.5	<5.0	--	--	--	0.24
MW-9	11/21/06	670	32	2.6	3.4	<0.5	<5.0	--	--	--	0.25
MW-9	02/12/07	520	14	0.74	1.2	<0.5	<5.0	--	210	<5 <sup>7</sup>	0.51
MW-9	05/11/07	710	4.8	1.8	<0.5	<0.5	<10	--	--	--	0.60
MW-9	08/16/07	740	6.8	1.3	0.86	<0.5	<5.0	--	--	--	0.40
MW-9	11/26/07	550	5.8	1.0	0.66	<0.5	<5.0	--	--	--	0.54
MW-9	05/29/08	1,200	4.9	2.9	1.2	<0.5	<5.0	--	--	--	0.68
MW-9	08/22/08	780	11	4.5	1.7	<0.5	<25	--	--	--	2.17
MW-9	02/19/09	420	3.4	<0.5	<0.5	<0.5	<5.0	--	120	ND	1.94
MW-9	08/21/09	610	17	0.89	<0.5	<0.5	<5.0	--	--	--	2.14
MW-9	02/24/10	270	6.6	0.95	<0.5	<0.5	<5.0	--	75	<1.7	1.60
MW-9	08/24/10	--	21	1.5	<0.5	<0.5	<5.0	--	--	--	--
MW-9	08/24/10	740	21	1.5	<0.5	<0.5	<5.0	--	--	--	1.10
MW-9	12/19/11	--	--	--	--	--	--	--	--	--	--
MW-9	08/27/12	--	--	--	--	--	--	--	--	--	--
MW-9	05/20/14	ND	< 2.5	< 2.5	< 2.5	< 2.5	< 2.5	640	100	ND	--
MW-9 <sup>32</sup>	11/19/14	240	4.5	2.2	< 0.5	6.2	< 5.0	--	--	--	--
MW-10	10/12/92	28,000	2,700	3,800	210	1,300	--	--	--	--	--
MW-10	11/24/92	130,000	9,700	19,000	1,400	8,400	--	--	--	ND	--
MW-10	04/05/93	63,000	6,300	14,000	1,100	7,500	--	--	--	ND	--
MW-10	07/21/93	140,000	16,000	31,000	2,200	13,000	--	--	--	ND	--
MW-10	08/30/95	92,000	13,000	24,000	1,800	9,100	--	--	--	--	--
MW-10	05/03/96	81,000	17,000	29,000	2,100	8,500	--	--	--	ND	--
MW-10	05/09/97	63,000	7,400	13,000	940	4,100	--	--	--	--	--
MW-10	05/01/98	--	7,100	14,000	1,100	5,300	< 250	--	--	ND	--
MW-10	05/01/98	60,000	7,100	14,000	1,100	5,300	<250	--	--	ND	--
MW-10	05/20/14	88,000	5,600	18,000	1,700	9,900	< 500	< 2,000	< 500	ND <sup>17</sup>	--
MW-11	11/24/92	<50	<0.5	<0.5	<0.5	<0.5	--	--	--	ND	--
MW-11	12/08/92	<50	<0.5	<0.5	<0.5	<0.5	--	--	--	--	--

**Table 5**  
**Groundwater Analytical Results for Gasoline Compounds and VOCs**  
**3093 Broadway Street**  
**Oakland, California**

Well ID	Sampling Date	TPHg	Benzene	Toluene	Ethyl-benzene	Xylenes	MTBE	t-Butyl alcohol (TBA)	1,2-Dichloro-ethane	Other VOCs	DO
		µg/L									mg/L
MW-11	04/05/93	<50	<0.5	<0.5	<0.5	<0.5	--	--	--	ND	--
MW-11	07/21/93	160	<0.5	1.8	<0.5	<0.5	--	--	--	ND	--
MW-11	11/09/93	80	<0.5	<0.5	<0.5	<0.5	--	--	--	ND	--
MW-11	08/30/95	<50	<0.5	<0.5	<0.5	<0.5	--	--	--	--	--
MW-11	05/03/96	<50	<0.5	<0.5	<0.5	<0.5	--	--	--	ND	--
MW-11	05/08/97	<50	<0.5	<0.5	<0.5	<0.5	--	--	--	--	--
MW-11	04/29/98	<50	<0.5	<0.5	<0.5	<0.5	<2	--	--	ND	--
MW-11	12/8/92***	<50	<0.1	<0.1	<0.1	<0.1	--	--	--	--	--
MW-13	11/24/92	<50	<0.5	<0.5	<0.5	<0.5	--	--	--	ND	--
MW-13	12/08/92	<50	<0.5	<0.5	<0.5	<0.5	--	--	--	--	--
MW-13	04/05/93	<50	<0.5	0.9	<0.5	<0.5	--	--	--	ND	--
MW-13	07/21/93	<50	<0.5	<0.5	<0.5	<0.5	--	--	--	ND	--
MW-13	11/09/93	<50	<0.5	<0.5	<0.5	<0.5	--	--	--	ND	--
MW-13	08/30/95	<50	49	<0.5	<0.5	<0.5	--	--	--	--	--
MW-13	12/01/95	<50	<0.5	<0.5	<0.5	<0.5	--	--	--	ND	--
MW-13	05/03/96	<50	<0.5	<0.5	<0.5	<0.5	--	--	--	ND	--
MW-13	08/08/96	<50	32	<0.5	<0.5	<0.5	<2	--	--	ND	--
MW-13	11/05/96	<50	<1	<1	<1	<1	--	--	--	ND	--
MW-13	02/06/97	<50	<0.5	<0.5	<0.5	<0.5	<2	--	--	ND	--
MW-13	05/08/97	<50	81	<0.5	<0.5	<0.5	--	--	--	--	--
MW-13	08/08/97	<50	<0.5	<0.5	<0.5	<0.5	<2	--	--	ND	--
MW-13	11/05/97	<50	<0.5	<0.5	<0.5	<0.5	<2	--	--	--	--
MW-13	02/09/98	<50	<0.5	<0.5	<0.5	<0.5	<2	--	--	--	--
MW-13	04/29/98	<50	24	<0.5	<0.5	<0.5	<2	--	--	ND	--
MW-13	08/04/98	120	200	<1	<1	<1	<4	--	--	ND	--
MW-13	11/03/98	59 <sup>1</sup>	33	<0.5	<0.5	<0.5	<2	--	--	ND	--
MW-13	03/31/99	130	0.56	<0.5	<0.5	<0.5	<2	--	--	ND	--
MW-13	07/01/99	160	370	19	1.2	3.5	<1	--	--	ND <sup>5</sup>	--
MW-13	09/21/99	370	150	1.0	0.8	0.8	<5.0	--	--	ND	3.76
MW-13	02/09/00	<50	<0.5	<0.5	<0.5	<0.5	<5.0	--	--	<0.5	--
MW-13	08/08/00	<50	<0.5	<0.5	<0.5	<0.5	<5.0	--	--	ND	1.76
MW-13	11/14/00	<50	<0.5	0.52	<0.5	<0.5	<5.0	--	--	ND	0.49
MW-13	03/01/01	<50	<0.5	<0.5	<0.5	<0.5	<5.0	--	--	ND	--
MW-13	05/07/01	<50	<0.5	<0.5	<0.5	<0.5	<5.0	--	--	ND	0.59
MW-13	08/01/01	<50	<0.5	<0.5	<0.5	<0.5	<5.0	--	--	ND	--

**Table 5**  
**Groundwater Analytical Results for Gasoline Compounds and VOCs**  
**3093 Broadway Street**  
**Oakland, California**

Well ID	Sampling Date	TPHg	Benzene	Toluene	Ethyl-benzene	Xylenes	MTBE	t-Butyl alcohol (TBA)	1,2-Dichloro-ethane	Other VOCs	DO
		µg/L									mg/L
MW-13	11/05/01	<50	<0.5	<0.5	<0.5	<0.5	<5.0	--	--	ND	--
MW-13	02/13/02	<50	<0.5	<0.5	<0.5	<0.5	<5.0	--	--	ND	0.55
MW-13	05/02/02	<50	<0.5	<0.5	<0.5	<0.5	<5.0	--	--	ND	0.63
MW-13	08/04/02	<50	<0.5	<0.5	<0.5	<0.5	<5.0	--	--	ND	0.31
MW-13	11/26/02	<50	<0.5	<0.5	<0.5	<0.5	<5.0	--	--	ND	0.47
MW-13	01/20/03	<50	<0.5	<0.5	<0.5	<0.5	<5.0	--	--	ND	0.53
MW-13	05/28/03	<50	<0.5	<0.5	<0.5	<0.5	<5.0	--	--	ND	0.75
MW-13	08/05/03	<50	<0.5	<0.5	<0.5	<0.5	<5.0	--	--	<0.5	0.59
MW-13	11/10/03	<50	<0.5	<0.5	<0.5	<0.5	<5.0	--	--	--	0.70
MW-13	02/18/04	<50	<0.5	<0.5	<0.5	<0.5	<5.0	--	--	--	0.52
MW-13	05/27/04	<50	<0.5	<0.5	<0.5	<0.5	<5.0	--	--	--	0.84
MW-13	08/19/04	<50	<0.5	<0.5	<0.5	<0.5	<5.0	--	--	--	0.98
MW-13	12/27/04	<50	<0.5	<0.5	<0.5	<0.5	<5.0	--	--	--	5.5
MW-13	02/18/05	<50	<0.5	<0.5	<0.5	<0.5	<5.0	--	<0.5	<0.5	0.97
MW-13	05/11/05	<50	<0.5	<0.5	<0.5	<0.5	<5.0	--	--	--	1.05
MW-13	08/03/05	<50	<0.5	<0.5	<0.5	<0.5	<5.0	--	--	--	1.12
MW-13	11/30/05	<50	<0.5	<0.5	<0.5	<0.5	<5.0	--	--	--	2.28
MW-13	02/17/06	<50	<0.5	<0.5	<0.5	<0.5	<5.0	--	<0.5	<1.0	1.35
MW-13	05/12/06	<50	<0.5	<0.5	<0.5	<0.5	<5.0	--	--	--	0.39
MW-13	08/07/06	<50	<0.5	<0.5	<0.5	<0.5	<5.0	--	--	--	0.24
MW-13	11/21/06	<50	<0.5	<0.5	<0.5	<0.5	<5.0	--	--	--	0.94
MW-13	02/12/07	<50	<0.5	<0.5	<0.5	<0.5	<5.0	--	<0.5	<0.5 <sup>7</sup>	0.52
MW-13	05/11/07	<50	<0.5	<0.5	<0.5	<0.5	<5.0	--	--	--	0.79
MW-13	08/16/07	<50	<0.5	<0.5	<0.5	<0.5	<5.0	--	--	--	0.84
MW-13	11/26/07	<50	<0.5	<0.5	<0.5	<0.5	<5.0	--	--	--	0.65
MW-13	05/29/08	<50	<0.5	<0.5	<0.5	<0.5	<5.0	--	--	--	1.07
MW-13	08/22/08	<50	<0.5	<0.5	<0.5	<0.5	<5.0	--	--	--	3.32
MW-13	02/19/09	<50	<0.5	<0.5	<0.5	<0.5	<5.0	--	<0.5	ND	2.61
MW-13	08/21/09	<50	<0.5	<0.5	<0.5	<0.5	<5.0	--	--	--	1.97
MW-13	02/24/10	930	330	1.3	<0.5	0.99	<45	--	<0.5	<0.5	1.88
MW-13	08/24/10	--	< 0.5	< 0.5	< 0.5	< 0.5	< 5.0	--	--	--	--
MW-13	08/24/10	<50	<0.5	<0.5	<0.5	<0.5	<5.0	--	--	--	1.41
MW-13	12/19/11	--	--	--	--	--	--	--	--	--	--
MW-13	08/27/12	--	--	--	--	--	--	--	--	--	--
MW-13	05/22/14	ND	< 0.50	< 0.50	< 0.50	< 0.50	< 0.50	6.2	< 0.50	ND	--

**Table 5**  
**Groundwater Analytical Results for Gasoline Compounds and VOCs**  
**3093 Broadway Street**  
**Oakland, California**

Well ID	Sampling Date	TPHg	Benzene	Toluene	Ethyl-benzene	Xylenes	MTBE	t-Butyl alcohol (TBA)	1,2-Dichloro-ethane	Other VOCs	DO
		µg/L									mg/L
MW-13	12/8/92***	<50	<0.1	<0.1	<0.1	<0.1	--	--	--	--	--
MW-14	05/26/98	41,000	7,100	11,000	720	3,900	<1000	--	--	ND	--
MW-14	07/01/99	SPH	--	--	--	--	--	--	--	--	--
MW-14	09/21/99	SPH	--	--	--	--	--	--	--	--	--
MW-14	02/09/00	92,000	12,000	17,000	1,300	8,700	<140	--	--	<0.5	--
MW-14	05/31/00	SPH	--	--	--	--	--	--	--	--	--
MW-14	08/08/00	SPH	--	--	--	--	--	--	--	--	--
MW-14	11/14/00	SPH	--	--	--	--	--	--	--	--	--
MW-14	03/01/01	SPH	--	--	--	--	--	--	--	--	--
MW-14	05/07/01	SPH (sheen)	--	--	--	--	--	--	--	--	--
MW-14	08/01/01	SPH (0.06)	--	--	--	--	--	--	--	--	--
MW-14	11/05/01	SPH (0.03)	--	--	--	--	--	--	--	--	--
MW-14	02/13/02	SPH (0.04)	--	--	--	--	--	--	--	--	--
MW-14	05/02/02	SPH (0.02)	--	--	--	--	--	--	--	--	--
MW-14	08/04/02	SPH (0.01)	--	--	--	--	--	--	--	--	--
MW-14	01/20/03	SPH (sheen)	--	--	--	--	--	--	--	--	--
MW-14	05/28/03	SPH (0.04)	--	--	--	--	--	--	--	--	--
MW-14	08/05/03	SPH (0.04)	--	--	--	--	--	--	--	--	--
MW-14	11/10/03	SPH (0.07)	--	--	--	--	--	--	--	--	--
MW-14	02/18/04	SPH (0.04)	--	--	--	--	--	--	--	--	--
MW-14	05/27/04	SPH (0.05)	--	--	--	--	--	--	--	--	--
MW-14	08/19/04	SPH (0.05)	--	--	--	--	--	--	--	--	--
MW-14	12/27/04	SPH (sheen)	--	--	--	--	--	--	--	--	--
MW-14	02/18/05	SPH (0.05)	--	--	--	--	--	--	--	--	--
MW-14	05/11/05	SPH (0.04)	--	--	--	--	--	--	--	--	--
MW-14	08/03/05	SPH (0.02)	--	--	--	--	--	--	--	--	--
MW-14	11/30/05	SPH (0.02)	--	--	--	--	--	--	--	--	--
MW-14	02/17/06	SPH (0.02)	--	--	--	--	--	--	--	--	--
MW-14	05/12/06	SPH (0.01)	--	--	--	--	--	--	--	--	--
MW-14	08/07/06	SPH (0.01)	--	--	--	--	--	--	--	--	--
MW-14	11/21/06	SPH (0.03)	--	--	--	--	--	--	--	--	--
MW-14	02/12/07	SPH (0.03)	--	--	--	--	--	--	--	--	--
MW-14	05/11/07	--	--	--	--	--	--	--	--	--	0.41
MW-14	08/16/07	--	--	--	--	--	--	--	--	--	0.29
MW-14	11/26/07	--	--	--	--	--	--	--	--	--	0.11

**Table 5**  
**Groundwater Analytical Results for Gasoline Compounds and VOCs**  
**3093 Broadway Street**  
**Oakland, California**

Well ID	Sampling Date	TPHg	Benzene	Toluene	Ethyl-benzene	Xylenes	MTBE	t-Butyl alcohol (TBA)	1,2-Dichloro-ethane	Other VOCs	DO
		µg/L									mg/L
MW-14	05/29/08	--	--	--	--	--	--	--	--	--	0.33
MW-14	08/22/08	--	--	--	--	--	--	--	--	--	0.37
MW-14	02/19/09	SPH (0.05)†	--	--	--	--	--	--	--	--	0.29
MW-14	08/21/09	--	--	--	--	--	--	--	--	--	0.15
MW-14	02/24/10	SPH (0.03)	--	--	--	--	--	--	--	--	--
MW-14	08/24/10	SPH (0.04)	--	--	--	--	--	--	--	--	--
MW-14	12/20/11	14,000	1,400	2,600	220	2,100	<300	--	--	--	0.73
MW-14	08/28/12	44,000	2,800	5,700	260	7,900	<500	--	--	--	0.89
MW-14	06/21/13	36,000	1,100	4,000	550	6,400	<250	--	--	--	0.95
MW-15	05/26/98	130,000	30,000	38,000	2,500	12,600	<1000	--	--	ND	--
MW-15	07/01/99	SPH	--	--	--	--	--	--	--	--	--
MW-15	09/21/99	SPH	--	--	--	--	--	--	--	--	--
MW-15	02/09/00	180,000	32,000	37,000	2,800	14,000	<200	--	--	<0.5	--
MW-15	05/31/00	SPH	--	--	--	--	--	--	--	--	--
MW-15	08/08/00	SPH	--	--	--	--	--	--	--	--	--
MW-15	11/14/00	SPH	--	--	--	--	--	--	--	--	--
MW-15	03/01/01	SPH	--	--	--	--	--	--	--	--	--
MW-15	05/07/01	SPH (sheen)	--	--	--	--	--	--	--	--	--
MW-15	08/01/01	SPH (sheen)	--	--	--	--	--	--	--	--	--
MW-15	11/05/01	SPH (sheen)	--	--	--	--	--	--	--	--	--
MW-15	02/13/02	68,000	9,300	8,500	760	2,600	<200	--	--	ND	0.59
MW-15	05/02/02	SPH (sheen)	--	--	--	--	--	--	--	--	--
MW-15	08/04/02	SPH (sheen)	--	--	--	--	--	--	--	--	--
MW-15	11/26/02	SPH (sheen)	--	--	--	--	--	--	--	--	--
MW-15	01/20/03	48,000	9,900	10,000	1,000	3,600	<1,200	--	--	ND	0.24
MW-15	05/28/03	SPH (sheen)	--	--	--	--	--	--	--	--	--
MW-15	08/05/03	SPH (sheen)	--	--	--	--	--	--	--	--	--
MW-15	11/10/03	SPH (sheen)	--	--	--	--	--	--	--	--	--
MW-15	02/18/04	25,000	5,200	3,600	390	1,100	<1,000	--	--	--	0.63
MW-15	05/27/04	SPH (sheen)	--	--	--	--	--	--	--	--	--
MW-15	08/19/04	SPH (sheen)	--	--	--	--	--	--	--	--	0.42
MW-15	12/27/04	SPH (sheen)	--	--	--	--	--	--	--	--	--
MW-15	02/18/05	SPH (0.10)	--	--	--	--	--	--	--	--	--
MW-15	05/11/05	SPH (0.09)	--	--	--	--	--	--	--	--	--
MW-15	08/03/05	SPH (0.01)	--	--	--	--	--	--	--	--	--

**Table 5**  
**Groundwater Analytical Results for Gasoline Compounds and VOCs**  
**3093 Broadway Street**  
**Oakland, California**

Well ID	Sampling Date	TPHg	Benzene	Toluene	Ethyl-benzene	Xylenes	MTBE	t-Butyl alcohol (TBA)	1,2-Dichloro-ethane	Other VOCs	DO
		µg/L									mg/L
MW-15	11/30/05	SPH (0.05)	--	--	--	--	--	--	--	--	--
MW-15	02/17/06	SPH (0.03)	--	--	--	--	--	--	--	--	--
MW-15	05/12/06	SPH (0.03)	--	--	--	--	--	--	--	--	--
MW-15	08/07/06	SPH (0.01)	--	--	--	--	--	--	--	--	--
MW-15	11/21/06	--	--	--	--	--	--	--	--	--	0.15
MW-15	02/12/07	58,000	8,900	8,000	800	2,500	<1,000	--	99	<5 <sup>7</sup>	0.22
MW-15	05/11/07	--	--	--	--	--	--	--	--	--	0.49
MW-15	08/16/07	--	--	--	--	--	--	--	--	--	0.41
MW-15	11/26/07	--	--	--	--	--	--	--	--	--	0.27
MW-15	05/29/08	--	--	--	--	--	--	--	--	--	0.47
MW-15	08/22/08	--	--	--	--	--	--	--	--	--	2.49
MW-15	02/19/09	SPH (0.08)†	--	--	--	--	--	--	--	--	0.53
MW-15	08/21/09	--	--	--	--	--	--	--	--	--	0.47
MW-15	02/24/10	SPH (0.04)	--	--	--	--	--	--	--	--	---
MW-15	08/24/10	SPH (0.04)	--	--	--	--	--	--	--	--	---
MW-15	12/19/11	36,000	4,000	4,100	770	4,600	<1,000	--	--	--	0.67
MW-15	08/28/12	790	4.9	8.5	1.9	98	<5.0	--	--	--	1.96
MW-15	06/21/13	--	390	710	120	2,200	< 50	--	--	--	--
MW-15	06/21/13	11,000	390	710	120	2,200	<50	--	--	--	1.12
MW-15	05/21/14	4,100	430	19	220	250	< 17	< 67	< 17	ND <sup>18</sup>	--
MW-16A	05/17/07	1,700	3.1	4.1	21	25	<30	--	--	--	0.94
MW-16A	08/16/07	920	3.4	22	13	13	<5.0	--	--	--	0.62
MW-16A	11/26/07	870	2.0	16	6.9	10	<5.0	--	--	--	0.55
MW-16A	05/29/08	600	2.9	14	8.2	14	<5.0	--	--	--	0.48
MW-16A	08/22/08	1,300	9.2	45	29	100	<17	--	--	--	0.94
MW-16A	02/19/09	1,300	12	17	7.0	33	<10	--	<0.5	ND <sup>8</sup>	0.88
MW-16A	08/21/09	1,500	20	73	50	230	<30	--	--	--	1.02
MW-16A	02/24/10	--	--	--	--	--	--	--	--	--	3.19
MW-16A	08/24/10	3,400	210	48	11	27	<10	--	--	--	2.78
MW-16A	12/19/11	SPH (Sheen)	--	--	--	--	--	--	--	--	--
MW-16A	02/18/12	--	100	270	370	5,900	< 500	--	--	ND	--
MW-16A	02/18/12	49,000	100	270	370	5,900	<500	--	<5.0	ND	--
MW-16A	08/27/12	--	--	--	--	--	--	--	--	--	--
MW-16A	05/21/14	3,700	5.3	3.7	7.4	31	< 2.5	27	< 2.5	ND <sup>19</sup>	--
MW-16B	05/17/07	110,000	11,000	3,300	1,300	7,700	<500	--	--	--	0.65



**Table 5**  
**Groundwater Analytical Results for Gasoline Compounds and VOCs**  
**3093 Broadway Street**  
**Oakland, California**

Well ID	Sampling Date	TPHg	Benzene	Toluene	Ethyl-benzene	Xylenes	MTBE	t-Butyl alcohol (TBA)	1,2-Dichloro-ethane	Other VOCs	DO
		µg/L									mg/L
MW-16B	08/16/07	58,000	14,000	1,500	1,100	4,100	<1,000	--	--	--	0.66
MW-16B	11/26/07	76,000	14,000	1,900	1,200	2,700	<1,000	--	--	--	0.61
MW-16B	05/29/08	70,000	12,000	1,600	1,300	1,900	<500	--	--	--	0.51
MW-16B	08/22/08	39,000	9,700	480	870	1,600	<500	--	--	--	0.93
MW-16B	02/19/09	67,000	15,000	1,300	1,400	2,500	<500	--	1,100	ND	0.97
MW-16B	08/21/09	54,000	14,000	2,300	1,500	2,800	<1,000	--	--	--	1.05
MW-16B	02/24/10	65,000	15,000	3,500	1,500	3,900	<500	--	1,200	ND <sup>9</sup>	1.08
MW-16B	08/24/10	58,000	15,000	3,800	1,500	3,700	<1,000	--	--	--	0.65
MW-16B	12/20/11	15,000	3,900	1,000	140	740	<170	--	--	--	0.73
MW-16B	08/28/12	16,000	3,900	1,200	350	930	<170	--	--	--	2.21
MW-16B	06/21/13	--	1,600	350	56	170	< 50	--	--	--	--
MW-16B	06/21/13	5,400	1,600	350	56	170	<50	--	--	--	1.74
MW-16B	05/21/14	15,000	11,000	710	1,000	2,000	< 250	3,400	< 250	ND <sup>20</sup>	--
MW-17A	04/12/07	130,000	8,400	31,000	3,100	17,000	<4,000	--	--	--	--
MW-17A	05/29/08	180,000	11,000	24,000	1,600	9,600	<3,500	--	--	--	2.12
MW-17A	08/22/08	150,000	17,000	30,000	1,700	16,000	<2,700	--	--	--	0.94
MW-17A	02/19/09	150,000	5,600	26,000	1,900	12,000	<3,000	--	800	ND <sup>10</sup>	0.97
MW-17A	08/21/09	130,000	12,000	21,000	1,600	12,000	<2,500	--	--	--	0.81
MW-17A	02/24/10	--	--	--	--	--	--	--	--	--	--
MW-17A	08/24/10	--	--	--	--	--	--	--	--	--	1.20
MW-17A	12/20/11	91,000	4,100	16,000	2,000	15,000	<1,500	--	--	--	0.32
MW-17A	08/27/12	19,000	530	1,300	96	4,400	<250	--	--	--	1.98
MW-17A	06/21/13	--	1,300	1,500	73	3,400	< 250	--	--	--	--
MW-17A	06/21/13	20,000	1,300	1,500	73	3,400	<250	--	--	--	1.31
MW-17A	05/21/14	52,000	1,900	3,500	970	10,000	< 50	< 200	< 50	ND <sup>21</sup>	--
MW-17B	04/12/07	3,200	130	470	70	470	<200	--	--	--	--
MW-17B	05/29/08	53	<0.5	2.1	<0.5	3.3	<5.0	--	--	--	2.78
MW-17B	08/22/08	<50	<0.5	<0.5	<0.5	<0.5	<5.0	--	--	--	1.41
MW-17B	02/19/09	150	3.6	14	0.82	11	<15	--	0.81	ND <sup>28</sup>	1.12
MW-17B	08/21/09	350	4.0	13	3.3	26	<5.0	--	--	--	1.15
MW-17B	02/24/10	54	1.5	4.8	0.51	4.0	<5.0	--	4.9	ND <sup>11</sup>	1.02
MW-17B	08/24/10	--	< 0.5	1.5	< 0.5	< 0.5	< 5.0	--	--	--	--
MW-17B	08/24/10	<50	<0.5	1.5	<0.5	<0.5	<5.0	--	--	--	0.96
MW-17B	12/19/11	--	--	--	--	--	--	--	--	--	--
MW-17B	08/27/12	--	--	--	--	--	--	--	--	--	--

**Table 5**  
**Groundwater Analytical Results for Gasoline Compounds and VOCs**  
**3093 Broadway Street**  
**Oakland, California**

Well ID	Sampling Date	TPHg	Benzene	Toluene	Ethyl-benzene	Xylenes	MTBE	t-Butyl alcohol (TBA)	1,2-Dichloro-ethane	Other VOCs	DO
		µg/L									mg/L
MW-17B	05/21/14	ND	< 0.50	< 0.50	< 0.50	1.1	< 0.50	< 2.0	< 0.50	ND	--
RW-2	06/21/13	--	180	350	65	530	< 50	--	--	--	--
RW-2	05/20/14	3,600	220	330	140	780	< 10	49	< 10	ND <sup>25</sup>	--
RW-4	08/28/12	--	370	1,700	280	1,400	< 450	--	--	--	--
RW-4	05/21/14	11,000	200	670	310	1,700	< 17	< 67	< 17	ND <sup>26</sup>	--
RW-5	08/28/12	--	940	2,100	140	1,900	< 300	--	--	--	--
RW-5	05/21/14	14,000	880	440	520	2,200	< 50	< 200	< 50	ND <sup>27</sup>	--
TB-1	05/20/14	ND	< 0.50	< 0.50	< 0.50	< 0.5	< 0.50	< 2.0	< 0.50	ND	--
TB-2	05/21/14	ND	< 0.50	< 0.50	< 0.50	< 0.50	< 0.50	< 2.0	< 0.50	ND	--
TB-3	05/22/14	ND	< 0.50	< 0.50	< 0.50	< 0.50	< 0.50	< 2.0	< 0.50	ND	--
<b>Remediation Wells</b>											
AS-1A	04/11/07	230,000	40,000	51,000	2,900	18,000	<2,400	--	--	--	--
AS-1B	04/11/07	230,000	28,000	27,000	3,500	15,000	<2,400	--	--	--	--
AS-2A	04/16/07	300,000	34,000	57,000	5,700	35,000	<5,000	--	--	--	--
AS-3A	04/12/07	7,900	470	1,100	210	1,200	<350	--	--	--	--
AS-3B	04/12/07	50,000	2,000	4,800	1,400	8,200	<900	--	--	--	--
AS-4A	04/16/07	20,000	4,300	1,200	460	890	<500	--	--	--	--
RW-1	04/11/07	61,000	7,100	12,000	970	4,300	<1,000	--	--	--	--
RW-2	04/16/07	160,000	20,000	30,000	3,700	19,000	<2,400	--	--	--	--
RW-2	05/29/08	140,000	11,000	16,000	2,100	8,700	<2,000	--	--	--	1.46
RW-2	08/22/08	110,000	13,000	19,000	2,700	13,000	<1,800	--	--	--	0.95
RW-2	02/19/09	SPH (0.08)†	--	--	--	--	--	--	--	--	0.79
RW-2	08/21/09	SPH (0.31)†	--	--	--	--	--	--	--	--	0.71
RW-2	02/24/10	SPH (0.04)	--	--	--	--	--	--	--	--	--
RW-2	08/24/10	SPH (0.04)	--	--	--	--	--	--	--	--	--
RW-2	12/19/11	77,000	11,000	11,000	1,400	12,000	<2,100	--	--	--	0.42
RW-2	08/27/12	44,000	5,700	4,100	1,200	5,600	<900	--	--	--	2.06
RW-2	06/21/13	4,000	180	350	65	530	<50	--	--	--	1.81
RW-3A	04/12/07	81,000	7,900	16,000	1,800	8,400	<1,500	--	--	--	--
RW-3A	12/19/11	41,000	3,000	2,700	89	6,500	<750	--	--	--	0.43
RW-3A	08/27/12	23,000	1,200	2,600	310	4,800	<500	--	--	--	2.91
RW-3B	04/12/07	5,100	340	330	37	400	<150	--	--	--	--
RW-4	04/11/07	120,000	4,600	23,000	2,400	16,000	<2,500	--	--	--	--
RW-4	05/29/08	92,000	4,800	15,000	1,900	14,000	<1,800	--	--	--	1.09
RW-4	08/22/08	91,000	4,800	13,000	1,800	13,000	<1,600	--	--	--	0.94

**Table 5**  
**Groundwater Analytical Results for Gasoline Compounds and VOCs**  
**3093 Broadway Street**  
**Oakland, California**

Well ID	Sampling Date	TPHg	Benzene	Toluene	Ethyl-benzene	Xylenes	MTBE	t-Butyl alcohol (TBA)	1,2-Dichloro-ethane	Other VOCs	DO
		µg/L									mg/L
RW-4	02/19/09	120,000	7,700	19,000	2,300	13,000	<2,700	--	110	ND <sup>14</sup>	0.76
RW-4	08/21/09	59,000	4,100	9,300	370	7,300	<1,500	--	--	--	0.80
RW-4	02/24/10	--	--	--	--	--	--	--	--	--	--
RW-4	08/24/10	--	--	--	--	--	--	--	--	--	0.72
RW-4	12/20/11	75,000	1,200	8,800	1,400	13,000	<1,000	--	--	--	0.62
RW-4	08/28/12	15,000	370	1,700	280	1,400	<450	--	--	--	1.70
RW-5	04/11/07	110,000	7,100	13,000	2,000	9,800	<2,000	--	--	--	--
RW-5	12/20/11	6,700	350	880	93	980	<120	--	--	--	0.63
RW-5	08/28/12	14,000	940	2,100	140	1,900	<300	--	--	--	1.96
VE-1	04/11/07	260,000	35,000	42,000	3,600	17,000	<4,000	--	--	--	--
VE-1	12/20/11	90,000	9,700	18,000	1,400	14,000	<1,000	--	--	--	0.62
VE-1	08/27/12	--	--	--	--	--	--	--	--	--	0.62
<b>Grab Groundwater Sampling Data</b>											
SB-1-40-GW	08/05/08	<50	<0.5	<0.5	<0.5	<0.5	<5.0	--	--	--	--
CPT-1****	10/06/92	490	20	60	10	60	--	--	1	--	--
CPT-3	10/06/92	50	<0.4	<0.4	3	3	--	--	<4	--	--
CPT-4	10/06/92	1,100	60	50	80	15	--	--	110	--	--
CPT-5	10/06/92	600,000	2,300	53,000	8,000	43,000	--	--	730	--	--
CPT-7	10/06/92	1,700,000	40,000	120,000	25,000	120,000	--	--	2,900	--	--
CPT-9	10/07/92	2,100,000	49,000	140,000	28,000	145,000	--	--	620	--	--
CPT-10	10/07/92	190,000	13,000	16,000	3,900	18,000	--	--	1,400	--	--
CPT-11	10/07/92	2,000	200	50	30	70	--	--	11	--	--
CPT-12	10/07/92	130,000	4,100	10,000	2,600	10,000	--	--	9	--	--
CPT-13(MW-10)	10/07/92	28,000	2,700	3,800	210	1,300	--	--	150	--	--
CPT-17 (B-12)	10/06/92	<50	<0.5	<0.5	<0.5	<0.5	--	--	<1	ND	--
B (boring)	05/16/98	140	37	0.64	6.6	1.7	<2	--	17	--	--
C (boring)	05/16/98	<50	0.72	<0.5	<0.5	<0.5	<2	--	210	--	--
G (boring)	05/16/98	590,000	15,000	25,000	2,100	10,800	<500	--	880	--	--

**Table 5  
Groundwater Analytical Results for Gasoline Compounds and VOCs  
3093 Broadway Street  
Oakland, California**

Well ID	Sampling Date	TPHg	Benzene	Toluene	Ethyl-benzene	Xylenes	MTBE	t-Butyl alcohol (TBA)	1,2-Dichloro-ethane	Other VOCs	DO
		µg/L									mg/L
AS-4B-50	03/01/07	88	7.2	7.1	1.2	3.5	<5.0	--	--	--	--
RW-4	03/25/07	5,700	94	590	120	950	<50	--	--	--	--

Notes:

µg/L - Micrograms per liter

MTBE - Methyl-t-butyl ether

VOCs = Volatile organic compounds by EPA Method 8010 unless otherwise indicated

< 50 - Analyte was not detected above the laboratory reporting limit (50 µg/L)

ND - Not detected at or above the laboratory reporting limit

µg/L = micrograms per liter = parts per billion = ppb

mg/L = milligrams per liter = parts per billion = ppb

TPHg = Total petroleum hydrocarbons as gasoline by modified EPA Method 8015C unless otherwise indicated

DO = Dissolved oxygen, measured in the field.

Other VOCs = VOCs detected other than identified in table. Refer to applicable Groundwater Monitoring Report (Pangea Environmental Services)

1 = Sample exhibits fuel pattern which does not resemble standard

2 = Lighter hydrocarbons than indicated standard

3 = Presence of this compound confirmed by second column, however, the confirmation concentration differed from the reported result by more than a factor of two.

4 = Detection may potentially be a false positive, to be checked during the next event.

5 = One or more of the following substances found: Acetone, 1,2-Dibromoethane, 1,3,5-Trimethylbenzene, 2-Chlorotoluene, 1,2,4-Trimethylbenzene, n-Butylbenzene, and Naphthalene. (Pangea 2013)

6 = Confirmed by GC/MS.

7 = Detection levels for 2-chloroethyl vinyl ether are twice the indicated detection level which is applicable to all other target HVOCs.

8 = VOCs not detected except for Chloroform at 1.0 µg/L.

9 = VOCs not detected except for 1,2-Dibromoethane at 33 µg/L.

10 = VOCs not detected except for 1,2-Dibromoethane at 410 µg/L.

11 = VOCs not detected except for 1,2-Dibromoethane at 0.89 µg/L.

12 = VOCs not detected except for Dibromochloromethane at 160 µg/L.

13 = VOCs not detected except for 1,1-Dichloroethane at 0.7 µg/L.

14 = VOCs not detected except for 1,2-Dibromoethane at 240 µg/L.

15 = VOCs not detected except for 1,2,4-Trimethylbenzene at 2.7 µg/L.

16 = VOCs not detected except for 1,2,4-Trimethyl-benzene at 2,400 µg/L and 1,3,5-Trimethylbenzene at 690 µg/L.

17 = VOCs not detected except for 1,2,4-Trimethyl-benzene at 3,500 µg/L and 1,3,5-Trimethylbenzene at 890 µg/L.

18 = VOCs not detected except for Isopropyl-benzene at 20 µg/L, n-Propylbenzene at 28 µg/L, 1,2,4-Trimethylbenzene at 230 µg/L, and 1,3,5-Trimethylbenzene at 75 µg/L.

-- = Not analyzed

MW - Monitoring well

RW - Remediation well

AS - Air sparging well

TB - Trip blank

**Table 5  
Groundwater Analytical Results for Gasoline Compounds and VOCs  
3093 Broadway Street  
Oakland, California**

Well ID	Sampling Date	TPHg	Benzene	Toluene	Ethyl-benzene	Xylenes	MTBE	t-Butyl alcohol (TBA)	1,2-Dichloro-ethane	Other VOCs	DO

19 = VOCs not detected except for 2-Butanone at 17 µg/L, n-Butyl benzene at 15 µg/L, 2-Hexanone at 2.7 µg/L, n-Propyl benzene at 4.1 µg/L, 1,2,4-Trimethylbenzene at 120 µg/L and 1,3,5-Trimethylbenzene at 45 µg/L.  
 20 = VOCs not detected except for 1,2,4-Trimethylbenzene at 400 µg/L.  
 21 = VOCs not detected except for isopropylbenzene at 70 µg/L, n-Propylbenzene at 130 µg/L, 1,2,4-Trimethylbenzene at 2,200 µg/L and 1,3,5-Trimethylbenzene at 570 µg/L.  
 22 = VOCs not detected except for n-Propylbenzene at 270 µg/L, 1,2,4-Trimethylbenzene at 4,200 µg/L and 1,3,5-Trimethylbenzene at 1,100 µg/L.  
 23 = VOCs not detected except for isopropylbenzene at 50 µg/L, n-Propylbenzene at 110 µg/L, 1,2,4-Trimethylbenzene at 1,000 µg/L and 1,3,5-Trimethylbenzene at 96 µg/L.  
 24 = VOCs not detected except for 1,2,4-Trimethylbenzene at 0.51 µg/L.  
 25 = VOCs not detected except for n-Propylbenzene at 10 µg/L, 1,2,4-Trimethylbenzene at 130 µg/L and 1,3,5-Trimethylbenzene at 41 µg/L.  
 26 = VOCs not detected except for n-Butyl benzene at 20 µg/L, isopropylbenzene at 27 µg/L, n-Propylbenzene at 71 µg/L, 1,2,4-Trimethylbenzene at 610 µg/L and 1,3,5-Trimethylbenzene at 140 µg/L.  
 27 = VOCs not detected except for isopropylbenzene at 57 µg/L, n-Propylbenzene at 120 µg/L, 1,2,4-Trimethylbenzene at 690 µg/L and 1,3,5-Trimethylbenzene at 120 µg/L.  
 28 = VOCs not detected except for Trichlorofluoromethane at 0.51 µg/L.  
 29 = 1, 3 Dichlorobenzene at 5.9 µg/L and Chlorobenzene at 5.9 µg/L.  
 30 = VOCs not detected except for Trichlorofluoromethane at 15 µg/L.  
 31 = VOCs not detected except for Trichlorofluoromethane at 2 µg/L.  
 32 = TPHg, benzene, toluene, ethylbenzene, xylenes, and MTBE by EPA Method 8021B/ 8015Bm  
 † = SPH thickness not used to calculate groundwater elevation because SPH not present in well until after beginning purge.  
 Reference: Groundwater Monitoring & Remediation Report, Pangea Environmental Services, Aug 2013

**Table 6**  
**Groundwater Analytical Results for TPH and SVOCs**  
**3093 Broadway Street**  
**Oakland, California**

Well ID	Sampling Date	TPHd	TPHmo	2-Methyl naphthalene	Naphthalene	Other SVOCs
		(µg/L)	(µg/L)	(µg/L)	(µg/L)	(µg/L)
AS-1B	4/11/2007	--	--	--	--	--
AS-1B	5/22/2014	--	--	--	< 2.5	--
MW-1	10/5/1990	<500	--	--	--	--
MW-1	3/1/1991	SPH	--	--	--	--
MW-1	10/12/1992	--	--	--	--	--
MW-1	11/24/1992	4,600	--	--	--	--
MW-1	4/5/1993	25,000	--	--	--	--
MW-1	7/21/1993	SPH	--	--	--	--
MW-1	11/9/1993	SPH	--	--	--	--
MW-1	8/30/1995	SPH	--	630	1,200	1
MW-1	12/4/1995	SPH	--	--	--	--
MW-1	5/2/1996	32,000	--	250	640	ND
MW-1	11/5/1996	--	--	--	--	--
MW-1	5/9/1997	28,000	--	280	650	2
MW-1	11/5/1997	28,000	--	720	1,500	ND
MW-1	2/9/1998	27,000	--	160	570	3
MW-1	5/1/1998	29,000	--	--	--	--
MW-1	5/27/1998	--	--	120	630	4
MW-1	11/3/1998	37,000	--	500	1,100	ND
MW-1	3/24/1999	SPH	--	--	--	--
MW-1	7/1/1999	SPH	--	--	--	--
MW-1	9/21/1999	SPH	--	--	--	--
MW-1	2/9/2000	SPH	--	--	--	--
MW-1	5/31/2000	SPH	--	--	--	--
MW-1	11/14/2000	SPH	--	--	--	--
MW-1	3/1/2001	SPH	--	--	--	--
MW-1	5/7/2001	SPH	--	--	--	--
MW-1	8/1/2001	SPH	--	--	--	--
MW-1	11/5/2001	SPH	--	--	--	--
MW-1	2/13/2002	SPH (0.07)	--	--	--	--
MW-1	5/2/2002	SPH (0.04)	--	--	--	--
MW-1	8/4/2002	SPH (0.03)	--	--	--	--
MW-1	11/26/2002	SPH (0.05)	--	--	--	--
MW-1	1/20/2003	SPH (0.04)	--	--	--	--
MW-1	5/28/2003	SPH (0.02)	--	--	--	--
MW-1	8/5/2003	SPH (0.04)	--	--	--	--
MW-1	11/10/2003	SPH (0.03)	--	--	--	--
MW-1	2/18/2004	SPH (0.05)	--	--	--	--
MW-1	5/27/2004	SPH (0.05)	--	--	--	--
MW-1	8/19/2004	SPH (0.38)	--	--	--	--
MW-1	12/27/2004	SPH (0.44)	--	--	--	--
MW-1	2/18/2005	SPH (0.04)	--	--	--	--
MW-1	5/11/2005	SPH (0.02)	--	--	--	--
MW-1	8/3/2005	SPH (0.06)	--	--	--	--
MW-1	11/30/2005	SPH (0.03)	--	--	--	--
MW-1	2/17/2006	SPH (0.01)	--	--	--	--
MW-1	5/12/2006	SPH (0.02)	--	--	--	--
MW-1	8/7/2006	SPH (0.01)	--	--	--	--
MW-1	11/21/2006	SPH (0.04)	--	--	--	--
MW-1	2/12/2007	SPH (0.03)	--	--	--	--

**Table 6**  
**Groundwater Analytical Results for TPH and SVOCs**  
**3093 Broadway Street**  
**Oakland, California**

Well ID	Sampling Date	TPHd	TPHmo	2-Methyl naphthalene	Naphthalene	Other SVOCs
MW-1	5/11/2007	--	--	--	--	--
MW-1	8/16/2007	--	--	--	--	--
MW-1	11/26/2007	--	--	--	--	--
MW-1	5/29/2008	--	--	--	--	--
MW-1	8/22/2008	SPH (0.70)	--	--	--	--
MW-1	2/19/2009	SPH (0.82)	--	--	--	--
MW-1	8/21/2009	SPH (0.77)	--	--	--	--
MW-1	2/24/2010	SPH (0.13)	--	--	--	--
MW-1	8/24/2010	SPH (0.63)	--	--	--	--
MW-1	12/20/2011	240,000	95,000	--	--	--
MW-1	8/28/2012	610,000	140,000	--	--	--
MW-1	5/21/2014	--	--	--	780	--
MW-1 <sup>a</sup>	11/19/2014	9900	--	--	--	--
MW-2	3/1/1991	<50	--	--	--	--
MW-2	11/24/1992	<50	--	--	--	--
MW-2	4/5/1993	870	--	--	--	--
MW-2	7/21/1993	<50	--	--	--	--
MW-2	11/10/1993	240	--	--	--	--
MW-2	8/30/1995	150	--	--	--	--
MW-2	5/3/1996	<50	--	--	--	--
MW-2	5/8/1997	<50	--	--	--	--
MW-2	4/29/1998	<47	--	--	--	--
MW-2	5/21/2014	--	--	--	< 0.50	--
MW-3	3/1/1991	<50	--	--	--	--
MW-3	11/25/1992	160	--	--	--	--
MW-3	4/5/1993	<50	--	--	--	--
MW-3	7/21/1993	<50	--	--	--	--
MW-3	11/10/1993	<50	--	--	--	--
MW-3	8/30/1995	<50	--	--	--	--
MW-3	5/3/1996	<50	--	--	--	--
MW-3	5/8/1997	<50	--	--	--	--
MW-3	4/29/1998	<47	--	--	--	--
MW-3	5/22/2014	--	--	--	< 0.50	--
MW-3 <sup>a</sup>	11/19/2014	52	--	--	--	--
MW-4	3/1/1991	<500	--	--	--	--
MW-4	10/12/1992	--	--	--	--	--
MW-4	11/24/1992	1,600	--	--	--	--
MW-4	4/2/1993	SPH	--	--	--	--
MW-4	7/21/1993	SPH	--	--	--	--
MW-4	11/9/1993	SPH	--	--	--	--
MW-4	8/30/1995	SPH	--	--	--	--
MW-4	12/1/1995	SPH	--	--	--	--
MW-4	5/2/1996	9,200	--	--	--	--
MW-4	11/4/1996	4,700	--	--	--	--
MW-4	5/8/1997	5,100	--	--	--	--
MW-4	11/5/1997	3,700	--	--	--	--
MW-4	2/9/1998	4,800	--	--	--	--
MW-4	5/1/1998	5,000	--	--	--	--
MW-4	8/4/1998	3,500	--	--	--	--
MW-4	11/2/1998	7,200	--	--	--	--
MW-4	3/26/1999	14,000	--	--	--	--

**Table 6**  
**Groundwater Analytical Results for TPH and SVOCs**  
**3093 Broadway Street**  
**Oakland, California**

Well ID	Sampling Date	TPHd	TPHmo	2-Methyl naphthalene	Naphthalene	Other SVOCs
MW-4	7/1/1999	17,000	--	370	860	ND
MW-4	9/21/1999	14,000	--	360	820	ND
MW-4	2/9/2000	12,000	1,000	290	700	ND
MW-4	5/31/2000	14,000 **	<500	--	--	--
MW-4	11/14/2000	8,000	290	--	--	--
MW-4	3/1/2001	57,000	2,800	210	510	ND
MW-4	5/7/2001	56,000	3,600	--	--	--
MW-4	8/1/2001	42,000	6,700	--	--	--
MW-4	11/5/2001	49,000	14,000	--	--	--
MW-4	2/13/2002	140,000	11,000	620	1000	--
MW-4	5/2/2002	68,000	<25,000	--	--	--
MW-4	8/4/2002	58,000	<25,000	--	--	--
MW-4	11/26/2002	7,100	<250	--	--	--
MW-4	1/20/2003	29,000	<2500	--	--	--
MW-4	5/28/2003	12,000	300	--	--	--
MW-4	8/5/2003	6,600	<250	--	--	--
MW-4	11/10/2003	15,000	--	--	--	--
MW-4	2/18/2004	16,000	--	--	--	--
MW-4	5/27/2004	23,000	<2,500	--	--	--
MW-4	8/19/2004	19,000	--	--	--	--
MW-4	12/27/2004	8,700	<2,500	--	--	--
MW-4	2/18/2005	13,000	<250	--	--	--
MW-4	5/11/2005	16,000	<1,200	--	--	--
MW-4	8/3/2005	20,000	<5,000	--	--	--
MW-4	11/30/2005	19,000	<2,500	--	--	--
MW-4	2/17/2006	10,000	340	--	--	--
MW-4	5/12/2006	7,500	<1200	--	--	--
MW-4	8/7/2006	17,000	440	--	--	--
MW-4	11/21/2006	21,000	540	--	--	--
MW-4	2/12/2007	16,000	460	--	--	--
MW-4	5/11/2007	23,000	--	--	--	--
MW-4	8/16/2007	30,000	<2,500	--	--	--
MW-4	11/26/2007	14,000	270	--	--	--
MW-4	5/29/2008	19,000	<2,500	--	--	--
MW-4	8/22/2008	13,000	<1,200	--	--	--
MW-4	2/19/2009	73,000	<2,500	--	--	--
MW-4	8/21/2009	45,000	<5,000	--	--	--
MW-4	2/24/2010	--	--	--	--	--
MW-4	8/24/2010	--	--	--	--	--
MW-4	12/19/2011	220,000	<5,000	--	--	--
MW-4	8/27/2012	21,000	1,900	--	--	--
MW-4	5/20/2014	--	--	--	1100.00	--
MW-5	3/15/1991	<50	--	--	--	--
MW-5	11/10/1992	50	--	--	--	--
MW-5	4/2/1993	<50	--	--	--	--
MW-5	7/21/1993	190	--	--	--	--
MW-5	11/9/1993	170	--	--	--	--
MW-5	8/30/1995	180	--	--	--	--
MW-5	5/3/1996	<50	--	--	--	--
MW-5	5/8/1997	<50	--	--	--	--
MW-5	4/29/1998	<47	--	--	--	--



**Table 6**  
**Groundwater Analytical Results for TPH and SVOCs**  
**3093 Broadway Street**  
**Oakland, California**

Well ID	Sampling Date	TPHd	TPHmo	2-Methyl naphthalene	Naphthalene	Other SVOCs
MW-5	5/22/2014	--	--	--	< 0.50	--
MW-6	3/15/1991	<50	--	--	--	--
MW-6	10/12/1992	--	--	--	--	--
MW-6	12/1/1992	SPH	--	--	--	--
MW-6	4/2/1993	SPH	--	--	--	--
MW-6	7/21/1993	SPH	--	--	--	--
MW-6	11/9/1993	SPH	--	--	--	--
MW-6	8/30/1995	SPH	--	--	--	--
MW-6	12/1/1995	SPH	--	--	--	--
MW-6	5/3/1996	9,000	--	--	--	--
MW-6	5/9/1997	53,000	--	--	--	--
MW-6	11/5/1997	65,000	--	--	--	--
MW-6	5/1/1998	25,000	--	--	--	--
MW-6	11/3/1998	30,000	--	--	--	--
MW-6	3/26/1999	SPH	--	--	--	--
MW-6	7/1/1999	SPH	--	--	--	--
MW-6	9/21/1999	SPH	--	--	--	--
MW-6	2/9/2000	SPH	--	--	--	--
MW-6	5/31/2000	SPH	--	--	--	--
MW-6	11/14/2000	SPH	--	--	--	--
MW-6	3/1/2001	SPH	--	--	--	--
MW-6	5/7/2001	SPH	--	--	--	--
MW-6	8/1/2001	--	--	--	--	--
MW-6	11/5/2001	--	--	--	--	--
MW-6	2/13/2002	--	--	--	--	--
MW-6	5/2/2002	SPH (0.05)	--	--	--	--
MW-6	8/4/2002	SPH (0.03)	--	--	--	--
MW-6	11/26/2002	SPH (0.03)	--	--	--	--
MW-6	1/20/2003	SPH (0.04)	--	--	--	--
MW-6	5/28/2003	SPH (0.04)	--	--	--	--
MW-6	8/5/2003	SPH (0.04)	--	--	--	--
MW-6	11/10/2003	SPH (0.10)	--	--	--	--
MW-6	2/18/2004	SPH (0.04)	--	--	--	--
MW-6	5/27/2004	SPH (0.05)	--	--	--	--
MW-6	8/19/2004	SPH (0.03)	--	--	--	--
MW-6	12/27/2004	SPH (sheen)	--	--	--	--
MW-6	2/18/2005	SPH (0.08)	--	--	--	--
MW-6	5/11/2005	SPH (0.06)	--	--	--	--
MW-6	8/3/2005	SPH (0.06)	--	--	--	--
MW-6	11/30/2005	SPH (0.02)	--	--	--	--
MW-6	2/17/2006	SPH (0.03)	--	--	--	--
MW-6	5/12/2006	SPH (0.03)	--	--	--	--
MW-6	8/7/2006	SPH (0.02)	--	--	--	--
MW-6	11/21/2006	SPH (0.02)	--	--	--	--
MW-6	2/12/2007	SPH (0.02)	--	--	--	--
MW-6	5/11/2007	--	--	--	--	--
MW-6	8/16/2007	--	--	--	--	--
MW-6	11/26/2007					
MW-6	5/29/2008	--	--	--	--	--
MW-6	8/22/2008	--	--	--	--	--
MW-6	2/19/2009	SPH (0.07)†	--	--	--	--

**Table 6**  
**Groundwater Analytical Results for TPH and SVOCs**  
**3093 Broadway Street**  
**Oakland, California**

Well ID	Sampling Date	TPHd	TPHmo	2-Methyl naphthalene	Naphthalene	Other SVOCs
MW-6	8/21/2009	SPH (0.03)	--	--	--	--
MW-6	2/24/2010	SPH (0.03)	--	--	--	--
MW-6	8/24/2010	SPH (0.05)	--	--	--	--
MW-6	12/19/2011	--	--	--	--	--
MW-6	8/27/2012	--	--	--	--	--
MW-6	5/20/2014	--	--	--	200	--
MW-6 <sup>a</sup>	11/19/2014	3200	--	--	--	--
MW-7	3/15/1991	<50	--	--	--	--
MW-7	11/24/1992	<50	--	--	--	--
MW-7	4/2/1993	<50	--	--	--	--
MW-7	7/21/1993	150	--	--	--	--
MW-7	11/9/1993	200	--	--	--	--
MW-7	8/30/1995	170	--	--	--	--
MW-7	12/1/1995	<50	--	--	--	--
MW-7	5/2/1996	<50	--	--	--	--
MW-7	8/8/1996	<50	--	--	--	--
MW-7	11/4/1996	<50	--	--	--	--
MW-7	2/6/1997	<50	--	--	--	--
MW-7	5/8/1997	<50	--	--	--	--
MW-7	8/7/1997	<50	--	--	--	--
MW-7	11/5/1997	<50	--	--	--	--
MW-7	2/9/1998	<50	--	--	--	--
MW-7	4/29/1998	<47	--	--	--	--
MW-7	8/4/1998	<50	--	--	--	--
MW-7	11/2/1998	<50	--	--	--	--
MW-7	3/26/1999	<50	--	--	--	--
MW-7	7/1/1999	<50	--	<10	<10	ND
MW-7	9/21/1999	<48	--	<9.5	<9.5	ND
MW-7	2/9/2000	<50	<250	<10	<10	ND
MW-7	5/31/2000	<50	<500	--	--	--
MW-7	11/14/2000	< 50	< 250	--	--	--
MW-7	3/1/2001	<50	<250	<10	<10	ND
MW-7	5/7/2001	<50	<250	--	--	--
MW-7	8/1/2001	<50	<250	--	--	--
MW-7	11/5/2001	<50	<250	--	--	--
MW-7	2/13/2002	<50	<250	--	--	--
MW-7	5/2/2002	<50	<250	--	--	--
MW-7	8/4/2002	<50	<250	--	--	--
MW-7	11/26/2002	<50	<250	--	--	--
MW-7	1/20/2003	83	<250	--	--	--
MW-7	5/28/2003	<50	<250	--	--	--
MW-7	8/5/2003	<50	<250	--	--	--
MW-7	11/10/2003	<50	--	--	--	--
MW-7	2/18/2004	<50	--	--	--	--
MW-7	5/27/2004	<50	<250	--	--	--
MW-7	8/19/2004	<50	--	--	--	--
MW-7	12/27/2004	<50	<250	--	--	--
MW-7	2/18/2005	<50	<250	--	--	--
MW-7	5/11/2005	<50	<250	--	--	--
MW-7	8/3/2005	<50	<250	--	--	--
MW-7	11/30/2005	<50	<250	--	--	--

**Table 6**  
**Groundwater Analytical Results for TPH and SVOCs**  
**3093 Broadway Street**  
**Oakland, California**

Well ID	Sampling Date	TPHd	TPHmo	2-Methyl naphthalene	Naphthalene	Other SVOCs
MW-7	2/17/2006	<50	<250	--	--	--
MW-7	5/12/2006	<50	<250	--	--	--
MW-7	8/7/2006	<50	<250	--	--	--
MW-7	11/21/2006	<50	<250	--	--	--
MW-7	2/12/2007	<50	<250	--	--	--
MW-7	5/11/2007	<50	--	--	--	--
MW-7	8/16/2007	<50	<250	--	--	--
MW-7	5/29/2008	<50	<250	--	--	--
MW-7	8/22/2008	<50	<250	--	--	--
MW-7	2/19/2009	<50	<250	--	--	--
MW-7	8/21/2009	<50	<250	--	--	--
MW-7	2/24/2010	<50	<250	--	--	--
MW-7	8/24/2010	<50	<250	--	--	--
MW-7	12/19/2011	--	--	--	--	--
MW-7	8/27/2012	--	--	--	--	--
MW-7	5/20/2014	--	--	--	< 0.50	--
MW-8	10/12/1992	--	--	--	--	--
MW-8	11/25/1992	170	--	--	--	--
MW-8	4/8/1993	100	--	--	--	--
MW-8	7/21/1993	90	--	--	--	--
MW-8	11/11/1993	170	--	--	--	--
MW-8	8/30/1995	240	--	--	--	--
MW-8	12/4/1995	<50	--	--	--	--
MW-8	5/3/1996	94	--	--	--	--
MW-8	8/8/1996	250	--	--	--	--
MW-8	11/5/1996	<50	--	--	--	--
MW-8	2/6/1997	130	--	--	--	--
MW-8	5/9/1997	120	--	--	--	--
MW-8	8/7/1997	150	--	--	--	--
MW-8	11/5/1997	110	--	--	--	--
MW-8	2/9/1998	75	--	--	--	--
MW-8	5/1/1998	210	--	--	--	--
MW-8	8/5/1998	260	--	--	--	--
MW-8	11/3/1998	190	--	--	--	--
MW-8	3/31/1999	200	--	--	--	--
MW-8	7/1/1999	170	--	<9.6	<9.6	ND
MW-8	9/21/1999	420	--	<9.4	<9.4	ND
MW-8	2/9/2000	120	280	<10	<10	ND
MW-8	5/31/2000	160 **	<500	--	--	--
MW-8	11/14/2000	150	< 250	--	--	--
MW-8	3/1/2001	54	<250	<10	<10	Phenol: 25
MW-8	5/7/2001	<50	<250	--	--	--
MW-8	8/1/2001	58	<250	--	--	--
MW-8	11/5/2001	84	<250	--	--	--
MW-8	2/13/2002	83	<250	--	--	--
MW-8	5/2/2002	<50	<250	--	--	--
MW-8	8/4/2002	260	<250	--	--	--
MW-8	11/26/2002	<50	<250	--	--	--
MW-8	1/20/2003	63	<250	--	--	--
MW-8	5/28/2003	<50	<250	--	--	--
MW-8	8/5/2003	2,700	380	--	--	--

**Table 6**  
**Groundwater Analytical Results for TPH and SVOCs**  
**3093 Broadway Street**  
**Oakland, California**

Well ID	Sampling Date	TPHd	TPHmo	2-Methyl naphthalene	Naphthalene	Other SVOCs
MW-8	11/10/2003	<50	--	--	--	--
MW-8	2/18/2004	<50	--	--	--	--
MW-8	5/27/2004	<50	<250	--	--	--
MW-8	8/19/2004	<50	--	--	--	--
MW-8	12/27/2004	<50	<250	--	--	--
MW-8	2/18/2005	<50	<250	--	--	--
MW-8	5/11/2005	<50	<250	--	--	--
MW-8	8/3/2005	53	<250	--	--	--
MW-8	11/30/2005	<50	<250	--	--	--
MW-8	2/17/2006	<50	<250	--	--	--
MW-8	5/12/2006	<50	<250	--	--	--
MW-8	8/7/2006	<50	<250	--	--	--
MW-8	11/21/2006	<50	<250	--	--	--
MW-8	2/12/2007	120	<250	--	--	--
MW-8	5/11/2007	<50	--	--	--	--
MW-8	8/16/2007	56	<250	--	--	--
MW-8	11/26/2007	<50	<250	--	--	--
MW-8	5/29/2008	<50	<250	--	--	--
MW-8	8/22/2008	<50	<250	--	--	--
MW-8	2/19/2009	<50	<250	--	--	--
MW-8	8/21/2009	<50	<250	--	--	--
MW-8	2/24/2010	<50	<250	--	--	--
MW-8	8/24/2010	<50	<250	--	--	--
MW-8	12/19/2011	--	--	--	--	--
MW-8	8/27/2012	--	--	--	--	--
MW-8	5/21/2014	--	--	--	< 2.5	--
MW-9	11/24/1992	320	--	--	--	--
MW-9	4/5/1993	920	--	--	--	--
MW-9	7/21/1993	450	--	--	--	--
MW-9	11/10/1993	450	--	--	--	--
MW-9	8/30/1995	680	--	--	--	--
MW-9	12/4/1995	--	--	--	--	--
MW-9	5/2/1996	710	--	--	--	--
MW-9	11/5/1996	420	--	--	--	--
MW-9	5/9/1997	490	--	--	--	--
MW-9	8/8/1997	480	--	--	--	--
MW-9	11/5/1997	370	--	--	--	--
MW-9	2/9/1998	410	--	--	--	--
MW-9	5/1/1998	450	--	--	--	--
MW-9	8/5/1998	630	--	--	--	--
MW-9	11/2/1998	500	--	--	--	--
MW-9	3/25/1999	630	--	--	--	--
MW-9	7/1/1999	570	--	<9.5	<9.5	ND
MW-9	9/21/1999	770	--	<9.4	<9.4	ND
MW-9	2/9/2000	320	<250	<10	<10	ND
MW-9	5/31/2000	390 **	<500	--	--	--
MW-9	11/14/2000	160	< 250	--	--	--
MW-9	3/1/2001	220	<250	<10	<10	ND
MW-9	5/7/2001	290	<250	--	--	--
MW-9	8/1/2001	460	<250	--	--	--
MW-9	11/5/2001	230	<250	--	--	--

**Table 6**  
**Groundwater Analytical Results for TPH and SVOCs**  
**3093 Broadway Street**  
**Oakland, California**

Well ID	Sampling Date	TPHd	TPHmo	2-Methyl naphthalene	Naphthalene	Other SVOCs
MW-9	2/13/2002	210	<250	--	--	--
MW-9	5/2/2002	250	<250	--	--	--
MW-9	8/4/2002	300	<250	--	--	--
MW-9	11/26/2002	270	<250	--	--	--
MW-9	1/20/2003	350	<250	--	--	--
MW-9	5/28/2003	91	<250	--	--	--
MW-9	8/5/2003	210	<250	--	--	--
MW-9	11/10/2003	250	--	--	--	--
MW-9	2/18/2004	250	--	--	--	--
MW-9	5/27/2004	160	<250	--	--	--
MW-9	8/19/2004	160	--	--	--	--
MW-9	12/27/2004	91	<250	--	--	--
MW-9	2/18/2005	120	<250	--	--	--
MW-9	5/11/2005	76	<250	--	--	--
MW-9	8/3/2005	110	<250	--	--	--
MW-9	11/30/2005	210	<250	--	--	--
MW-9	2/17/2006	120	<250	--	--	--
MW-9	5/12/2006	88	<250	--	--	--
MW-9	8/7/2006	130	<250	--	--	--
MW-9	11/21/2006	110	<250	--	--	--
MW-9	2/12/2007	74	<250	--	--	--
MW-9	5/11/2007	57	--	--	--	--
MW-9	8/16/2007	82	<250	--	--	--
MW-9	11/26/2007	81	<250	--	--	--
MW-9	5/29/2008	170	<250	--	--	--
MW-9	8/22/2008	190	<250	--	--	--
MW-9	2/19/2009	58	<250	--	--	--
MW-9	8/21/2009	<50	<250	--	--	--
MW-9	2/24/2010	<50	<250	--	--	--
MW-9	8/24/2010	91	<250	--	--	--
MW-9	12/19/2011	--	--	--	--	--
MW-9	8/27/2012	--	--	--	--	--
MW-9	5/20/2014	--	--	--	< 2.5	--
MW-9 <sup>a</sup>	11/19/2014	83	--	--	--	--
MW-10	10/12/1992	--	--	--	--	--
MW-10	11/24/1992	1,300	--	--	--	--
MW-10	4/5/1993	5,000	--	--	--	--
MW-10	7/21/1993	20,000	--	--	--	--
MW-10	8/30/1995	5,900	--	--	--	--
MW-10	5/3/1996	5,600	--	--	--	--
MW-10	5/9/1997	2,500	--	--	--	--
MW-10	5/1/1998	2,000	--	--	--	--
MW-10	5/20/2014	--	--	--	770	--
MW-11	11/24/1992	220	--	--	--	--
MW-11	12/8/92*	140	--	--	--	--
MW-11	12/8/1992	120	--	--	--	--
MW-11	4/5/1993	<50	--	--	--	--
MW-11	7/21/1993	150	--	--	--	--
MW-11	11/9/1993	60	--	--	--	--
MW-11	8/30/1995	240	--	--	--	--
MW-11	5/3/1996	<50	--	--	--	--

**Table 6**  
**Groundwater Analytical Results for TPH and SVOCs**  
**3093 Broadway Street**  
**Oakland, California**

Well ID	Sampling Date	TPHd	TPHmo	2-Methyl naphthalene	Naphthalene	Other SVOCs
MW-11	5/8/1997	<50	--	--	--	--
MW-11	4/29/1998	<47	--	--	--	--
MW-13	11/24/1992	3,600	--	--	--	--
MW-13	12/8/92*	210	--	--	--	--
MW-13	12/8/1992	100	--	--	--	--
MW-13	4/5/1993	<50	--	--	--	--
MW-13	7/21/1993	<50	--	--	--	--
MW-13	11/9/1993	160	--	--	--	--
MW-13	8/30/1995	<50	--	--	--	--
MW-13	12/1/1995	<50	--	--	--	--
MW-13	5/3/1996	<50	--	--	--	--
MW-13	8/8/1996	<50	--	--	--	--
MW-13	11/5/1996	<50	--	--	--	--
MW-13	2/6/1997	<50	--	--	--	--
MW-13	5/8/1997	<50	--	--	--	--
MW-13	8/8/1997	<50	--	--	--	--
MW-13	11/5/1997	<50	--	--	--	--
MW-13	2/9/1998	<50	--	--	--	--
MW-13	4/29/1998	<47	--	--	--	--
MW-13	8/4/1998	78	--	--	--	--
MW-13	11/3/1998	<50	--	--	--	--
MW-13	3/31/1999	<48	--	--	--	--
MW-13	7/1/1999	100	--	<9.6	<9.6	ND
MW-13	9/21/1999	<48	--	<9.4	<9.4	ND
MW-13	2/9/2000	<50	<250	<10	<10	ND
MW-13	5/31/2000	<50	<500	--	--	--
MW-13	11/14/2000	65	< 250	--	--	--
MW-13	3/1/2001	<50	<250	<10	<10	ND
MW-13	5/7/2001	<50	<250	--	--	--
MW-13	8/1/2001	<50	<250	--	--	--
MW-13	11/5/2001	350	610	--	--	--
MW-13	2/13/2002	<50	<250	--	--	--
MW-13	5/2/2002	<50	<250	--	--	--
MW-13	8/4/2002	810	310	--	--	--
MW-13	11/26/2002	66	<250	--	--	--
MW-13	1/20/2003	<50	<250	--	--	--
MW-13	5/28/2003	<50	<250	--	--	--
MW-13	8/5/2003	<50	<250	--	--	--
MW-13	11/10/2003	<50	--	--	--	--
MW-13	2/18/2004	<50	--	--	--	--
MW-13	5/27/2004	<50	<250	--	--	--
MW-13	8/19/2004	<50	--	--	--	--
MW-13	12/27/2004	<50	<250	--	--	--
MW-13	2/18/2005	<50	<250	--	--	--
MW-13	5/11/2005	<50	<250	--	--	--
MW-13	8/3/2005	56	<250	--	--	--
MW-13	11/30/2005	<50	<250	--	--	--
MW-13	2/17/2006	<50	<250	--	--	--
MW-13	5/12/2006	<50	<250	--	--	--
MW-13	8/7/2006	<50	<250	--	--	--
MW-13	11/21/2006	<50	<250	--	--	--

**Table 6**  
**Groundwater Analytical Results for TPH and SVOCs**  
**3093 Broadway Street**  
**Oakland, California**

Well ID	Sampling Date	TPHd	TPHmo	2-Methyl naphthalene	Naphthalene	Other SVOCs
MW-13	2/12/2007	<50	<250	--	--	--
MW-13	5/11/2007	<50	--	--	--	--
MW-13	8/16/2007	<50	<250	--	--	--
MW-13	11/26/2007	<50	<250	--	--	--
MW-13	5/29/2008	<50	<250	--	--	--
MW-13	8/22/2008	<50	<250	--	--	--
MW-13	2/19/2009	<50	<250	--	--	--
MW-13	8/21/2009	<50	<250	--	--	--
MW-13	2/24/2010	<50	<250	--	--	--
MW-13	8/24/2010	<50	<250	--	--	--
MW-13	12/19/2011	--	--	--	--	--
MW-13	8/27/2012	--	--	--	--	--
MW-13	5/22/2014	--	--	--	< 0.50	--
MW-14	5/26/1998	7,700	--	--	--	--
MW-14	7/1/1999	SPH	--	--	--	--
MW-14	9/21/1999	SPH	--	--	--	--
MW-14	2/9/2000	14,000	1,500	290	600	ND
MW-14	5/31/2000	SPH	--	--	--	--
MW-14	11/14/2000	SPH	--	--	--	--
MW-14	3/1/2001	SPH	--	--	--	--
MW-14	5/7/2001	SPH	--	--	--	--
MW-14	8/1/2001	SPH	--	--	--	--
MW-14	11/5/2001	SPH	--	--	--	--
MW-14	2/13/2002	SPH (0.04)	--	--	--	--
MW-14	5/2/2002	SPH (0.02)	--	--	--	--
MW-14	8/4/2002	SPH (0.01)	--	--	--	--
MW-14	11/26/2002	SPH (sheen)	--	--	--	--
MW-14	1/20/2003	SPH (sheen)	--	--	--	--
MW-14	5/28/2003	SPH (0.04)	--	--	--	--
MW-14	8/5/2003	SPH (0.04)	--	--	--	--
MW-14	11/10/2003	SPH (0.07)	--	--	--	--
MW-14	2/18/2004	SPH (0.04)	--	--	--	--
MW-14	5/27/2004	SPH (0.05)	--	--	--	--
MW-14	8/19/2004	SPH (0.05)	--	--	--	--
MW-14	12/27/2004	SPH (sheen)	--	--	--	--
MW-14	2/18/2005	SPH (0.05)	--	--	--	--
MW-14	5/11/2005	SPH (0.04)	--	--	--	--
MW-14	8/3/2005	SPH (0.02)	--	--	--	--
MW-14	11/30/2005	SPH (0.02)	--	--	--	--
MW-14	2/17/2006	SPH (0.02)	--	--	--	--
MW-14	5/12/2006	SPH (0.01)	--	--	--	--
MW-14	8/7/2006	SPH (0.01)	--	--	--	--
MW-14	11/21/2006	SPH (0.03)	--	--	--	--
MW-14	2/12/2007	SPH (0.03)	--	--	--	--
MW-14	5/11/2007	--	--	--	--	--
MW-14	8/16/2007	--	--	--	--	--
MW-14	11/26/2007	--	--	--	--	--
MW-14	5/29/2008	--	--	--	--	--
MW-14	8/22/2008	--	--	--	--	--
MW-14	2/19/2009	SPH (0.05)†	--	--	--	--
MW-14	2/19/2009	SPH (0.05)†	--	--	--	--

**Table 6**  
**Groundwater Analytical Results for TPH and SVOCs**  
**3093 Broadway Street**  
**Oakland, California**

Well ID	Sampling Date	TPHd	TPHmo	2-Methyl naphthalene	Naphthalene	Other SVOCs
MW-14	8/21/2009	--	--	--	--	--
MW-14	2/24/2010	SPH (0.03)	--	--	--	--
MW-14	8/24/2010	SPH (0.04)	--	--	--	--
MW-14	12/20/2011	2,800	1,800	--	--	--
MW-14	8/28/2012	6,500	<250	--	--	--
MW-15	5/26/1998	1,700	--	--	--	--
MW-15	7/1/1999	SPH	--	--	--	--
MW-15	9/21/1999	SPH	--	--	--	--
MW-15	2/9/2000	4,000	1,200	50	270	ND
MW-15	5/31/2000	SPH	--	--	--	--
MW-15	11/14/2000	SPH	--	--	--	--
MW-15	3/1/2001	SPH	--	--	--	--
MW-15	5/7/2001	SPH	--	--	--	--
MW-15	8/1/2001	SPH	--	--	--	--
MW-15	11/5/2001	SPH (sheen)	--	--	--	--
MW-15	2/13/2002	3,100	<250	17	68	5
MW-15	5/2/2002	SPH (sheen)	--	--	--	--
MW-15	8/4/2002	SPH (sheen)	--	--	--	--
MW-15	11/26/2002	SPH (sheen)	--	--	--	--
MW-15	1/20/2003	3,700	340	--	--	--
MW-15	5/28/2003	SPH (sheen)	--	--	--	--
MW-15	8/5/2003	SPH (sheen)	--	--	--	--
MW-15	11/10/2003	SPH (sheen)	--	--	--	--
MW-15	2/18/2004	1,100	--	--	--	--
MW-15	5/27/2004	SPH (sheen)	--	--	--	--
MW-15	8/19/2004	SPH (sheen)	--	--	--	--
MW-15	12/27/2004	SPH (sheen)	--	--	--	--
MW-15	2/18/2005	SPH (0.10)	--	--	--	--
MW-15	5/11/2005	SPH (0.09)	--	--	--	--
MW-15	8/3/2005	SPH (0.01)	--	--	--	--
MW-15	11/30/2005	SPH (0.05)	--	--	--	--
MW-15	2/17/2006	SPH (0.05)	--	--	--	--
MW-15	5/12/2006	SPH (0.03)	--	--	--	--
MW-15	8/7/2006	SPH (0.01)	--	--	--	--
MW-15	11/21/2006	--	--	--	--	--
MW-15	2/12/2007	1,100	<250	--	--	--
MW-15	5/11/2007	--	--	--	--	--
MW-15	8/16/2007	--	--	--	--	--
MW-15	11/26/2007	--	--	--	--	--
MW-15	5/29/2008	--	--	--	--	--
MW-15	8/22/2008	--	--	--	--	--
MW-15	2/19/2009	SPH (0.08)†	--	--	--	--
MW-15	8/21/2009	--	--	--	--	--
MW-15	2/24/2010	SPH (0.04)	--	--	--	--
MW-15	8/24/2010	SPH (0.04)	--	--	--	--
MW-15	12/19/2011	14,000	1,600	--	--	--
MW-15	8/28/2012	370	370	--	--	--
MW-15	5/21/2014	--	--	--	130	--
MW-16A	5/11/2007	760	--	--	--	--
MW-16A	8/16/2007	620	250	--	--	--
MW-16A	11/26/2007	160	<250	--	--	--



**Table 6**  
**Groundwater Analytical Results for TPH and SVOCs**  
**3093 Broadway Street**  
**Oakland, California**

Well ID	Sampling Date	TPHd	TPHmo	2-Methyl naphthalene	Naphthalene	Other SVOCs
MW-16A	5/29/2008	81	<250	--	--	--
MW-16A	8/22/2008	310	<250	--	--	--
MW-16A	2/19/2009	<50	<250	--	--	--
MW-16A	8/21/2009	82	<250	--	--	--
MW-16A	2/24/2010	--	--	--	--	--
MW-16A	8/24/2010	80	<250	--	--	--
MW-16A	12/19/2011	SPH (Sheen)	--	--	--	--
MW-16A	2/18/2012	14,000	730	--	--	--
MW-16A	8/27/2012	--	--	--	--	--
MW-16A	5/21/2014	--	--	--	11	--
MW-16B	5/11/2007	15,000	--	--	--	--
MW-16B	8/16/2007	7,700	<250	--	--	--
MW-16B	11/26/2007	6,400	<250	--	--	--
MW-16B	5/29/2008	5,400	<500	--	--	--
MW-16B	8/22/2008	4,600	<250	--	--	--
MW-16B	2/19/2009	7,400	<250	--	--	--
MW-16B	8/21/2009	6,400	<250	--	--	--
MW-16B	2/24/2010	2,000	<250	--	--	--
MW-16B	8/24/2010	5,300	<5,000	--	--	--
MW-16B	12/20/2011	720	590	--	--	--
MW-16B	8/28/2012	900	300	--	--	--
MW-16B	5/21/2014	--	--	--	< 250	--
MW-17A	5/29/2008	22,000	1,800	--	--	--
MW-17A	8/22/2008	11,000	<1,200	--	--	--
MW-17A	2/19/2009	20,000	440	--	--	--
MW-17A	8/21/2009	16,000	700	--	--	--
MW-17A	2/24/2010	--	--	--	--	--
MW-17A	8/24/2010	--	--	--	--	--
MW-17A	12/20/2011	66,000	<1,300	--	--	--
MW-17A	8/27/2012	1,700	480	--	--	--
MW-17A	5/21/2014	--	--	--	830	--
MW-17B	5/29/2008	<50	<250	--	--	--
MW-17B	8/22/2008	<50	<250	--	--	--
MW-17B	2/19/2009	<50	<250	--	--	--
MW-17B	8/21/2009	150	<250	--	--	--
MW-17B	2/24/2010	<50	<250	--	--	--
MW-17B	8/24/2010	<50	<250	--	--	--
MW-17B	12/19/2011	--	--	--	--	--
MW-17B	8/27/2012	--	--	--	--	--
MW-17B	5/21/2014	--	--	--	< 0.50	--
RW-2	5/29/2008	6,100	<250	--	--	--
RW-2	8/22/2008	10,000	<1,200	--	--	--
RW-2	2/19/2009	SPH (0.08)†	--	--	--	--
RW-2	8/21/2009	SPH (0.31)†	--	--	--	--
RW-2	2/24/2010	SPH (0.04)	--	--	--	--
RW-2	8/24/2010	SPH (0.04)	--	--	--	--
RW-2	12/19/2011	8,200	420	--	--	--
RW-2	8/27/2012	4,300	400	--	--	--
RW-2	5/20/2014	--	--	--	38	--
RW-3A	12/19/2011	71,000	35,000	--	--	--
RW-3A	8/27/2012	9,800	3,500	--	--	--

**Table 6**  
**Groundwater Analytical Results for TPH and SVOCs**  
**3093 Broadway Street**  
**Oakland, California**

Well ID	Sampling Date	TPHd	TPHmo	2-Methyl naphthalene	Naphthalene	Other SVOCs
RW-4	5/29/2008	19,000	<2,500	--	--	--
RW-4	8/22/2008	18,000	<1,200	--	--	--
RW-4	2/19/2009	25,000	<2,500	--	--	--
RW-4	8/21/2009	9,600	<250	--	--	--
RW-4	2/24/2010	--	--	--	--	--
RW-4	8/24/2010	--	--	--	--	--
RW-4	12/20/2011	38,000	<2,500	--	--	--
RW-4	8/28/2012	5,800	1,300	--	--	--
RW-4	5/21/2014	--	--	--	170	--
RW-5	12/20/2011	3,100	270	--	--	--
RW-5	8/28/2012	640	<250	--	--	--
RW-5	5/21/2014	--	--	--	250	--
VE-1	12/20/2011	410,000	420,000	--	--	--
VE-1	8/27/2012	--	--	--	--	--
TB-1	5/20/2014	--	--	--	< 0.50	--
TB-2	5/21/2014	--	--	--	< 0.50	--
TB-3	5/22/2014	--	--	--	< 0.50	--
<b>Grab Sampling Data</b>						
B (boring)	5/16/1998	77**	--	--	--	--
C (Boring)	5/16/1998	48**	--	--	--	--
G (Boring)	5/16/1998	35,000**	--	--	--	--

Notes:

TPHd = Total petroleum hydrocarbons as diesel  
 TPHmo = Total petroleum hydrocarbons as motor oil  
 SVOCs = Semi-volatile organic compounds  
 Other SVOC's = All other compounds analyzed by EPA Method 8270  
 SPH = Separate Phase Hydrocarbons  
 µg/l = micrograms per liter = parts per billion = ppb  
 ND = None detected above laboratory reporting limit, see laboratory report for individual reporting limits  
 †TPHd by EPA Method 8015B  
 -- = Not analyzed/not available  
 \* = Duplicate sample sent to a different chemical laboratory  
 \*\* = Does not match diesel pattern  
 † = SPH thickness not used to calculate groundwater elevation because SPH not present in wells until after beginning purge.  
 Reference: Groundwater Monitoring & Remediation Report, Pangea Environmental Services, Aug 2013

**Table 7**  
**Groundwater Analytical Results for Additional Parameters**  
**3093 Broadway Street**  
**Oakland, California**

Well ID	Sampling Date	Dissolved Methane	TOC	TDS	Alkalinity	Nitrate	Sulfate	Total Iron	Total Manganese
		µg/L	mg/L	mg/L	mg CaCO <sub>3</sub> /L	mg/L	mg/L	µg/L	µg/L
MW-1	11/19/14	4,300	73	660	501	< 0.45	0.73	16000	9800
MW-3	11/19/14	0.37	3.0	534	220	5.6	140	3000	59
MW-6	11/19/14	510	21	570	462	< 0.45	9.1	6000	4400
MW-9	11/19/14	47	6.0	497	234	< 0.45	110	1300	580

Notes:

µg/L - micrograms per liter

mg/L - milligrams per liter

mg CaCO<sub>3</sub>/L - milligrams calcium carbonate per liter

TOC - total organic carbon

TDS - total dissolved solids

< 0.45 - non-detect at or above the laboratory reporting limit

**Table 8**  
**Soil Gas/Ambient Air Analytical Results**  
**3093 Broadway Street**  
**Oakland, California**

Sample ID	Date Sampled	Sample Depth (ft bgs)	Benzene	Toluene	Ethylbenzene	Naphthalene	MTBE	Helium	Oxygen	Carbon Dioxide	Methane
			µg/m <sup>3</sup>	µg/m <sup>3</sup>	µg/m <sup>3</sup>	µg/m <sup>3</sup>	µg/m <sup>3</sup>	%v	%v	%v	%v
SV-1-111814	11/18/14	7.0	7.8	39	<2.2	<26	<7.2	0.0566	13.2	5.06	0.00028
SV-2-111914	11/19/14	16.0	130	71	120	<260	<72	<0.01	19.4	<0.5	0.0240
SV-3-111814	11/18/14	11.5	72	89	<17	<210	<58	<0.01	14.2	1.21	0.0160
SV-3-111814DUP	11/18/14	11.50	69	89	<17	<210	<58	<0.01	13.3	1.44	0.0170
SV-4-111814	11/18/14	8.00	94	64	<17	<210	<58	<0.01	17.8	<0.5	0.0068
SV-6-111814	11/18/14	7.0	38	130	5.4	<26	<7.2	<0.01	17.0	1.05	0.0071
SV-7-111814	11/18/14	6.5	65	68	7.1	<47	<13	<0.01	15.3	<0.5	-
SV-8-111814	11/18/14	9.0	<1.6	36	<2.2	<26	<7.2	4.41	21.0	<0.5	-
SV-9-111714	11/17/14	14.5	53	76	3.7	<30	<8.3	<0.01	18.6	1.18	0.0067
SV-9-111914	11/19/14	14.5	-	-	-	<17 <sup>c</sup>	-	-	-	-	-
SV-10-111914	11/19/14	6.0	4300	110	390	<160	<45	<0.01	11.6	<0.5	0.00049
SV-11-111914	11/19/14	7.00	6.8	23	<6.3	<76	<21	<0.01	8.97	<0.5	0.00046
SV-12-111814	11/18/14	12.5	30	41	<8.4	<100	<28	<0.01	18.5	<0.5	0.0130
Ambient-111714	11/17/14	-	<1.6	<1.9	<2.2	<26	<7.2	-	-	-	0.00018
Ambient-111814	11/18/14	-	<1.6	2.7	<2.2	<26	<7.2	-	-	-	0.0002
Residential Soil Gas Criteria			8.5E+04	-	1.1E+06	9.3E+04	-	-	4.0 <sup>a</sup>	-	1.25 <sup>b</sup>
Commercial Soil Gas Criteria			2.8E+05	-	3.6E+06	3.1E+05	-	-	-	-	5.0 <sup>b</sup>
Residential ESL, Soil Gas			-	1.6E+05	-	-	-	-	-	-	-
Commercial ESL, Soil Gas			-	1.3E+06	-	-	-	-	-	-	-

**Notes:**

<sup>a</sup>Oxygen soil gas results are compared to the minimum four percent (where a bioattenuation zone is present) as presented in Appendix 4 - Direct Measurement of Soil Gas Concentrations Low-Threat Underground Storage Tank Case Closure Policy, as established by the State Water Resources Control Board, May 2012

<sup>b</sup>Methane soil gas results are compared to California State Regulations (Title 27) limit for protection of indoor air quality in overlying structures (1.25%) and the Lower Explosive Limit (5%)

Residential Soil Gas Criteria - Appendix 4 - Direct Measurement of Soil Gas Concentrations Low-Threat Underground Storage Tank Case Closure Policy, as established by the State Water Resources Control Board, May 2012.

Commercial Soil Gas Criteria - Appendix 4 - Direct Measurement of Soil Gas Concentrations Low-Threat Underground Storage Tank Case Closure Policy, as established by the State Water Resources Control Board, May 2012.

Residential and Commercial ESLs for Indoor Air and Soil Gas provided by Summary Table E- Environmental Screening Levels (ESLs) Indoor Air and Soil Gas (Vapor Intrusion Concerns), as established by the RWQCB-SFBR, Dec 2013.

ft bgs = feet below ground surface.

µg/m<sup>3</sup> = micrograms per cubic meter

Benzene, toluene, ethylbenzene, naphthalene, and MTBE by EPA Method TO-15, unless otherwise indicated

<sup>c</sup>Naphthalene by EPA Method TO-17

Helium, oxygen and carbon dioxide by ASTM Method D-1946

Methane by EPA TO-3M

MTBE = Methyl tert-butyl ether

-- = Not collected, not analyzed, or not applicable.

ASTM = American Society for Testing and Materials

<17 = Not detected above laboratory reporting limits.

**Table 9**  
**Soil Gas/Ambient Air Analytical Results**  
**Additional VOCs**  
**3093 Broadway Street**  
**Oakland, California**

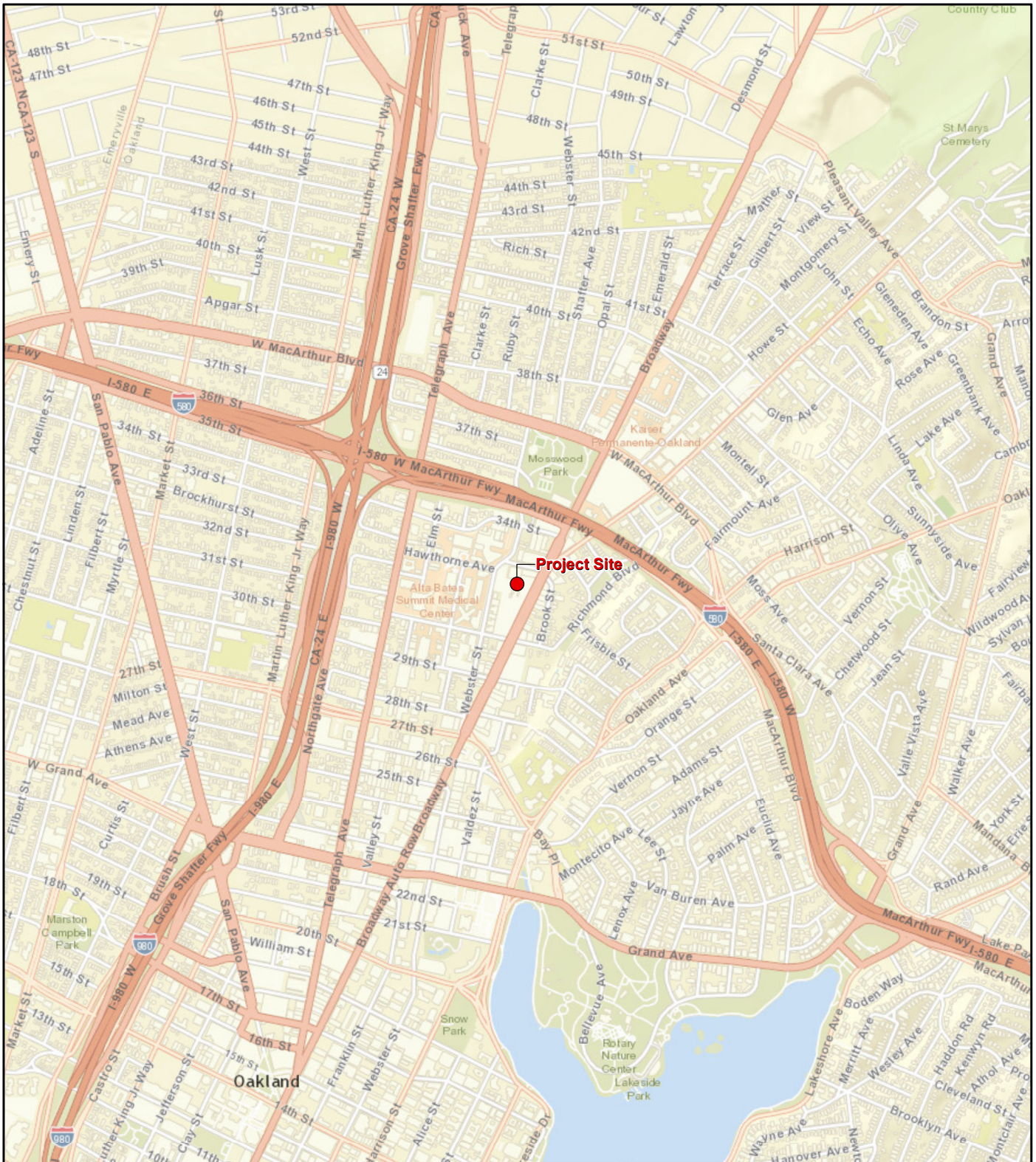
Sample ID	Date Sampled	Sample Depth (ft bgs)	1,1,1-Trichloroethane	1,1,2-Trichloro-1,2,2-Trifluoroethane	1,1-Difluoroethane	1,2,4-Trimethylbenzene	1,2-Dichloroethane	1,3,5-Trimethylbenzene	2-Butanone	4-Ethyltoluene	Acetone	Bromomethane	Carbon Disulfide	Carbon Tetrachloride	Chloroform	Chloromethane	Dichlorodifluoromethane	Ethanol	Methylene Chloride	o-Xylene	p/m-Xylene	Styrene	Tert-Butyl Alcohol	Tetrachloroethene	Trichlorofluoromethane
			µg/m <sup>3</sup>	µg/m <sup>3</sup>	µg/m <sup>3</sup>	µg/m <sup>3</sup>	µg/m <sup>3</sup>	µg/m <sup>3</sup>	µg/m <sup>3</sup>	µg/m <sup>3</sup>	µg/m <sup>3</sup>	µg/m <sup>3</sup>	µg/m <sup>3</sup>	µg/m <sup>3</sup>	µg/m <sup>3</sup>	µg/m <sup>3</sup>	µg/m <sup>3</sup>	µg/m <sup>3</sup>	µg/m <sup>3</sup>	µg/m <sup>3</sup>	µg/m <sup>3</sup>	µg/m <sup>3</sup>	µg/m <sup>3</sup>	µg/m <sup>3</sup>	µg/m <sup>3</sup>
SV-1-111814	11/18/14	7.0	5.5	ND	ND	ND	ND	ND	14	ND	110	ND	ND	ND	190	2.4	3.1	18	ND	ND	ND	ND	ND	87	6.0
SV-2-111914	11/19/14	16.0	ND	ND	ND	ND	ND	33	45	44	57	ND	ND	ND	ND	ND	ND	ND	ND	220	460	ND	ND	ND	ND
SV-3-111814	11/18/14	11.5	ND	ND	ND	ND	ND	ND	67	ND	140	ND	ND	ND	ND	ND	ND	ND	ND	ND	ND	ND	ND	ND	ND
SV-3-111814DUP	11/18/14	11.5	ND	ND	ND	ND	ND	ND	60	ND	110	ND	ND	ND	ND	ND	ND	ND	ND	ND	ND	ND	ND	ND	ND
SV-4-111814	11/18/14	8.0	ND	ND	ND	ND	ND	ND	84	ND	140	ND	ND	ND	ND	ND	ND	ND	ND	ND	ND	ND	ND	ND	ND
SV-6-111814	11/18/14	7.0	ND	ND	ND	ND	ND	ND	13	ND	210	ND	66	ND	5.7	6.9	ND	37	ND	4.4	15	ND	ND	ND	ND
SV-7-111814	11/18/14	6.5	ND	ND	ND	ND	ND	ND	56	ND	160	ND	18	ND	ND	ND	ND	23	ND	ND	ND	ND	ND	ND	ND
SV-8-111814	11/18/14	9.0	ND	ND	ND	ND	ND	ND	8.3	ND	58	ND	ND	ND	1.2	ND	ND	17	ND	ND	ND	ND	ND	ND	ND
SV-9-111714	11/17/14	14.5	ND	ND	ND	ND	ND	ND	27	ND	86	ND	8.7	ND	ND	6.8	ND	34	ND	2.9	ND	ND	ND	11	ND
SV-9-111914	11/19/14	14.5	-	-	-	-	-	-	-	-	-	-	-	-	-	-	-	-	-	-	-	-	-	-	-
SV-10-111914	11/19/14	6.0	ND	ND	ND	94	<b>290</b>	51	270	43	330	ND	ND	ND	ND	ND	ND	ND	ND	ND	360	ND	120	ND	ND
SV-11-111914	11/19/14	7.0	ND	ND	ND	ND	ND	ND	23	ND	100	ND	ND	ND	ND	ND	ND	ND	ND	ND	ND	ND	ND	ND	ND
SV-12-111814	11/18/14	12.5	ND	ND	ND	ND	ND	ND	20	ND	86	ND	ND	ND	7.7	ND	ND	ND	ND	ND	ND	ND	ND	ND	ND
Ambient-111714	11/17/14	-	ND	0.57	0.30	0.35	ND	ND	3.3	0.14	11	ND	ND	0.51	ND	1.3	2.5	ND	0.56	0.34	0.84	0.11	ND	0.21	1.3
Ambient-111814	11/18/14	-	ND	0.57	0.33	0.28	ND	ND	ND	0.15	11	0.10	ND	0.57	ND	1.2	2.7	12	0.44	0.38	0.99	ND	ND	ND	1.4
Residential ESL, Soil Gas			2.6E+06	-	-	-	5.8E+01	-	2.60E+06	-	1.6E+07	2.6E+03	-	2.9E+01	2.3E+02	4.7E+04	-	-	2.6E+03	-	-	4.7E+05	-	2.1E+02	-
Commercial ESL, Soil Gas			2.2E+07	-	-	-	5.8E+02	-	2.20E+07	-	1.4E+08	2.2E+04	-	2.9E+02	2.3E+03	3.9E+05	-	-	2.6E+04	-	-	3.9E+06	-	2.1E+03	-

Notes:  
Residential and Commercial ESLs for Indoor Air and Soil Gas provided by Summary Table E- Environmental Screening Levels (ESLs) Indoor Air and Soil Gas (Vapor Intrusion Concerns), as established by the RWQCB-SFBR, Dec 2013.

**Bolded** value indicates the reported concentration is greater than the residential soil gas ESL.  
ft bgs = feet below ground surface.  
µg/m<sup>3</sup> = micrograms per cubic meter  
VOCs = volatile organic compounds using EPA Method TO-15  
-- = Not collected, not analyzed, or not applicable.  
ND = Not detected above laboratory reporting limits, see laboratory analytical report for reporting limit

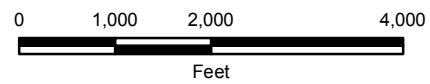
## **FIGURES**





**Notes:**

1. World street basemap is provided through Langan's Esri ArcGIS software licensing and ArcGIS online. Credits: Sources: Esri, DeLorme, NAVTEQ, USGS, Intermap, iPC, NRCAN.
2. Map displayed in California State Plane Coordinate System, Zone III, North American Datum of 1983 (NAD83), US Survey Feet.



**3093 BROADWAY**  
Oakland, California

**SITE LOCATION MAP**

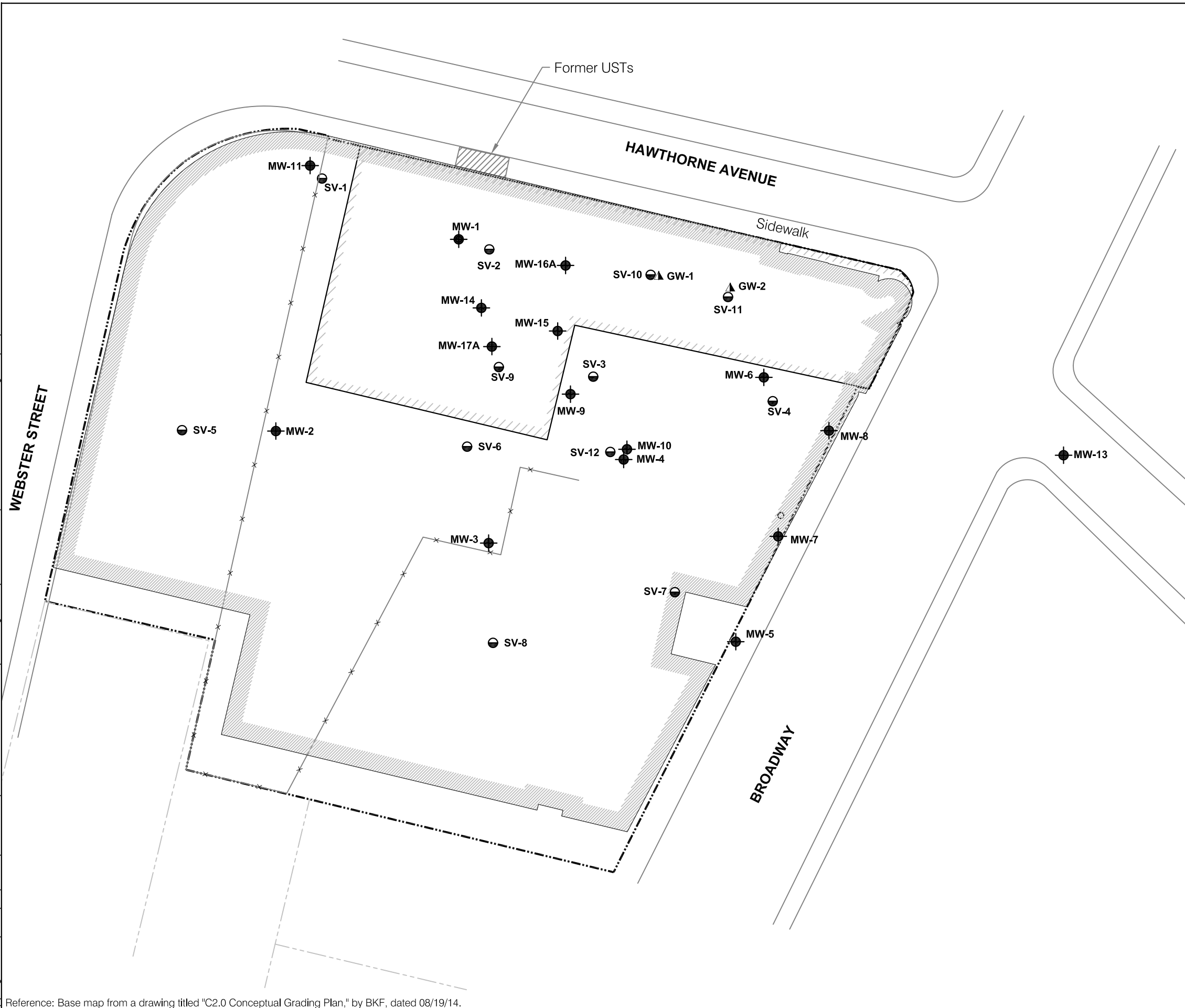
**LANGAN TREADWELL ROLLO**

Date 8/18/2014

Project 731637001

Figure 1

\\langan.com\data\SF\data\731637001\Cadd Data - 731637001\2D-DesignFiles\Environmental\731637001-N-SP0116.dwg 12/05/14



**EXPLANATION**

- GW-1 ▲ Attempted groundwater sampling location
- SV-1 ● Soil vapor well location
- MW-1 ● Monitoring well location
- Site boundary
- x-x- Fence
- ▨ Building footprint

Notes:

1. Groundwater Samples GW-1 and GW-2 were not collected because groundwater did not enter the boreholes.
2. Due to the presence of shallow groundwater, a soil vapor well was not installed at location SV-5.



0 60 Feet  
Approximate scale

**3093 BROADWAY**  
Oakland, California

**SITE PLAN AND SAMPLING LOCATIONS**

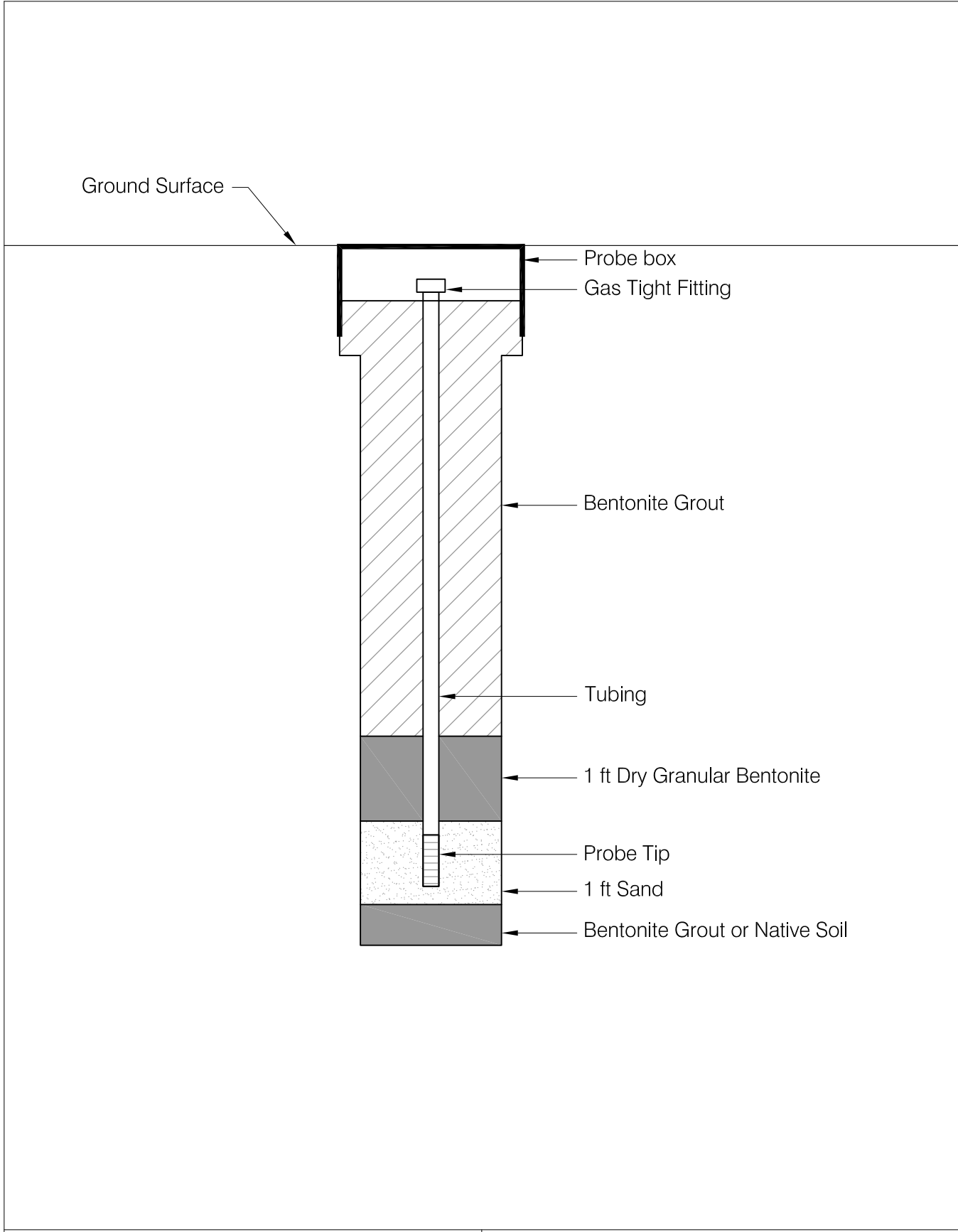
Date 12/05/14 | Project No. 731637001 | Figure 2

**LANGAN TREADWELL ROLLO**

Reference: Base map from a drawing titled "C2.0 Conceptual Grading Plan," by BKF, dated 08/19/14.



\\langan.com\data\SF\data0\731637001\Cadd Data - 731637001\2D-DesignFiles\Environmental\731637001-N-GI0101.dwg 12/05/14



**3093 BROADWAY**  
Oakland, California

**TYPICAL SOIL VAPOR  
WELL CONSTRUCTION**

**LANGAN TREADWELL ROLLO**

Date 12/04/14 | Project No. 731637001 | Figure 3

**ATTACHMENT 1**

**BORING LOGS**

PROJECT:

**3093 BROADWAY**  
Oakland, California

# Log of Boring SV-1

PAGE 1 OF 2

Boring location: Upper Driveway

Logged by: C. Rain

Date started: 11/17/14

Date finished: 11/17/14

Drilling method: Direct Push

Hammer weight/drop: NA

Hammer type: Pneumatic

Sampler: Continuous (2")

## LABORATORY TEST DATA

DEPTH (feet)	SAMPLES				LITHOLOGY	MATERIAL DESCRIPTION	Type of Strength Test	Confining Pressure Lbs/Sq Ft	Shear Strength Lbs/Sq Ft	Fines %	Natural Moisture Content, %	Dry Density Lbs/Cu Ft
	Sampler Type	Sample	Blows/ 6"	SPT N-Value <sup>1</sup>								
1	HA					0 - 5', hand augered						
2												
3												
4												
5												
6	DP			0	SP	SAND with GRAVEL (SP) light brown, very loose, dry, debris, brick fragments						
7												
8												
9												
10	DP			0	CL	SANDY CLAY (CL) light brown, stiff, moist, medium plasticity, stained/spotted with black						
11												
12												
13	DP			0	CL							
14												
15	DP			0	CL							
16												
17	DP			0	CL							
18												
19	DP			0	CL							
20												
21	DP			0								
22												
23												
24												
25												

TEST GEOTECH LOG 731637001.GPJ TR.GDT 12/3/14

**LANGAN TREADWELL ROLLO**

Project No.:  
731637001

Figure:  
A-1a

PROJECT:

3093 BROADWAY  
Oakland, California

# Log of Boring SV-1

DEPTH (feet)	SAMPLES					MATERIAL DESCRIPTION	LABORATORY TEST DATA					
	Sampler Type	Sample	Blows/ 6"	SPT N-Value <sup>1</sup>	LITHOLOGY		Type of Strength Test	Confining Pressure Lbs/Sq Ft	Shear Strength Lbs/Sq Ft	Fines %	Natural Moisture Content, %	Dry Density Lbs/Cu Ft
26												
27												
28												
29												
30												
31												
32												
33												
34												
35												
36												
37												
38												
39												
40												
41												
42												
43												
44												
45												
46												
47												
48												
49												
50												

TEST GEOTECH LOG 731637001.GPJ TR.GDT 12/3/14

Boring terminated at a depth of 25 feet below ground surface.  
Soil vapor well SV-1 installed with probe set at 7 feet below ground surface.  
Groundwater not encountered during drilling.

**LANGAN TREADWELL ROLLO**

Project No.: 731637001	Figure: A-1b
---------------------------	-----------------

PROJECT:

**3093 BROADWAY**  
Oakland, California

# Log of Boring SV-2

PAGE 1 OF 1

Boring location: Service Bay

Logged by: A. Coakley

Date started: 11/19/14

Date finished: 11/19/14





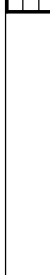
Drilling method: Direct Push

Hammer weight/drop: NA

Hammer type: Pneumatic

Sampler: Continuous (2")

## LABORATORY TEST DATA

DEPTH (feet)	SAMPLES				LITHOLOGY	MATERIAL DESCRIPTION	Type of Strength Test	Confining Pressure Lbs/Sq Ft	Shear Strength Lbs/Sq Ft	Fines %	Natural Moisture Content, %	Dry Density Lbs/Cu Ft
	Sampler Type	Sample	Blows/ 6"	SPT N-Value <sup>1</sup>								
1	HA					0 - 5', hand augered						
2												
3												
4												
5												
6	DP			0	SC-SP	CLAYEY SAND with GRAVEL (SP-SC) light brown, dense, dry, staining						
7												
8												
9												
10	DP			0	SP-SC	GRAVELLY SAND with CLAY (CL) brown, medium dense, dry, brick fragments						
11												
12												
13	DP			0	SP-SC	staining						
14												
15												
16												
17	DP											
18												
19												
20												
21												
22												
23												
24												
25												

Boring terminated at a depth of 20 feet below ground surface.  
Soil vapor well SV-2 installed with probe set at 16 feet below ground surface.  
Groundwater not encountered during drilling.

**LANGAN TREADWELL ROLLO**

Project No.:  
731637001

Figure:  
A-2

TEST GEOTECH LOG 731637001.GPJ TR.GDT 12/3/14

PROJECT:

**3093 BROADWAY**  
Oakland, California

# Log of Boring SV-3

PAGE 1 OF 1

Boring location: Parking Area, below Service Bay

Logged by: C. Rain

Date started: 11/18/14

Date finished: 11/18/14

Drilling method: Direct Push

Hammer weight/drop: NA

Hammer type: Pneumatic

Sampler: Continuous (2")

## LABORATORY TEST DATA

DEPTH (feet)	SAMPLES				LITHOLOGY	MATERIAL DESCRIPTION	Type of Strength Test	Confining Pressure Lbs/Sq Ft	Shear Strength Lbs/Sq Ft	Fines %	Natural Moisture Content, %	Dry Density Lbs/Cu Ft
	Sampler Type	Sample	Blows/ 6"	SPT N-Value <sup>1</sup>								
1	HA					0 - 5', hand augered						
2												
3												
4												
5												
6	DP			0	SC	CLAYEY SAND (SC) light brown, dense, dry, stained/spotted with black, gravel						
7												
8												
9	DP			0	SP-SC	SAND with CLAY and GRAVEL (SP-SC) light brown, medium dense, dry, brick fragment debris						
10												
11												
12												
13												
14												
15												
16												
17												
18												
19												
20												
21												
22												
23												
24												
25												

Boring terminated at a depth of 15 feet below ground surface.  
Soil vapor well SV-3 installed with probe set at 11.5 feet below ground surface.  
Groundwater not encountered during drilling.

**LANGAN TREADWELL ROLLO**

Project No.:  
731637001

Figure:  
A-3

TEST GEOTECH LOG 731637001.GPJ TR.GDT 12/3/14

PROJECT:

**3093 BROADWAY**  
Oakland, California

# Log of Boring SV-4

PAGE 1 OF 1

Boring location: Parking Area, Outside Show Room

Logged by: C. Rain

Date started: 11/18/14

Date finished: 11/18/14



Drilling method: Direct Push

Hammer weight/drop: NA

Hammer type: Pneumatic

Sampler: Continuous (2")

## LABORATORY TEST DATA

DEPTH (feet)	SAMPLES					LITHOLOGY	MATERIAL DESCRIPTION	Type of Strength Test	Confining Pressure Lbs/Sq Ft	Shear Strength Lbs/Sq Ft	Fines %	Natural Moisture Content, %	Dry Density Lbs/Cu Ft
	Sampler Type	Sample	Blows/ 6"	SPT N-Value <sup>1</sup>									
1	HA						0 - 5', hand augered						
2													
3													
4													
5													
6	DP			0		SC	CLAYEY SAND with GRAVEL (SC) light brown, dense, dry						
7													
8													
9													
10													
11							brick						
12													
13													
14													
15													
16													
17													
18													
19													
20													
21													
22													
23													
24													
25													

Boring terminated at a depth of 10 feet below ground surface.  
Soil vapor well SV-4 installed with probe set at 8 feet below ground surface.  
Groundwater not encountered during drilling.

**LANGAN TREADWELL ROLLO**

Project No.:  
731637001

Figure:  
A-4

TEST GEOTECH LOG 731637001.GPJ TR.GDT 12/3/14

PROJECT:

**3093 BROADWAY**  
Oakland, California

# Log of Boring SV-5

PAGE 1 OF 1

Boring location: Upper Parking Lot

Logged by: C. Rain

Date started: 11/18/14

Date finished: 11/18/14

Drilling method: Direct Push

Hammer weight/drop: NA

Hammer type: Pneumatic

Sampler: Continuous (2")

### LABORATORY TEST DATA

DEPTH (feet)	SAMPLES				LITHOLOGY	MATERIAL DESCRIPTION	Type of Strength Test	Confining Pressure Lbs/Sq Ft	Shear Strength Lbs/Sq Ft	Fines %	Natural Moisture Content, %	Dry Density Lbs/Cu Ft
	Sampler Type	Sample	Blows/ 6"	SPT N-Value <sup>1</sup>								
1	HA					0 - 5', hand augered						
2												
3												
4												
5												
6	DP			0	CL	SANDY CLAY with GRAVEL (CL) light brown, soft, wet, non-plastic, brick and rubble debris fragments						
7												
8												
9	DP			0	CL							
10												
11												
12	DP			0	CL							
13												
14												
15	DP			0	CL							
16												
17												
18	DP			0	CL	SANDY CLAY (CL) light brown, stiff, wet, medium plasticity, black spotted						
19												
20												
21												
22												
23												
24												
25												

Boring terminated at a depth of 20 feet below ground surface.  
Soil vapor well SV-5 not installed due to presence of shallow groundwater.

**LANGAN TREADWELL ROLLO**

Project No.: 731637001

Figure: A-5

TEST GEOTECH LOG 731637001.GPJ TR.GDT 12/3/14



PROJECT:

**3093 BROADWAY**  
Oakland, California

# Log of Boring SV-6

PAGE 1 OF 1

Boring location: Parking Area, East of Service Bay

Logged by: C. Rain

Date started: 11/17/14

Date finished: 11/17/14




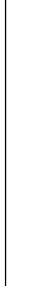
Drilling method: Direct Push

Hammer weight/drop: NA

Hammer type: Pneumatic

Sampler: Continuous (2")

## LABORATORY TEST DATA

DEPTH (feet)	SAMPLES				LITHOLOGY	MATERIAL DESCRIPTION	Type of Strength Test	Confining Pressure Lbs/Sq Ft	Shear Strength Lbs/Sq Ft	Fines %	Natural Moisture Content, %	Dry Density Lbs/Cu Ft
	Sampler Type	Sample	Blows/ 6"	SPT N-Value <sup>1</sup>								
1	HA					0 - 5', hand augered						
2												
3												
4												
5												
6	DP		0		SC	CLAYEY SAND (SC) light brown, dense, dry, spotted with black staining						
7												
8												
9												
10												
11	DP		0		SC	dense, some gravel						
12												
13												
14												
15												
16			0									
17												
18												
19												
20												
21												
22												
23												
24												
25												

Boring terminated at a depth of 15 feet below ground surface.  
Soil vapor well SV-6 installed with probe set at 7 feet below ground surface.  
Groundwater not encountered during drilling.

**LANGAN TREADWELL ROLLO**

Project No.:  
731637001

Figure:  
A-6

TEST GEOTECH LOG 731637001.GPJ TR.GDT 12/3/14

PROJECT:

**3093 BROADWAY**  
Oakland, California

# Log of Boring SV-7

PAGE 1 OF 1

Boring location: Parking Area

Logged by: C. Rain

Date started: 11/18/14

Date finished: 11/18/14

Drilling method: Direct Push

Hammer weight/drop: NA

Hammer type: Pneumatic

Sampler: Continuous (2")

### LABORATORY TEST DATA

DEPTH (feet)	SAMPLES					LITHOLOGY	MATERIAL DESCRIPTION	Type of Strength Test	Confining Pressure Lbs/Sq Ft	Shear Strength Lbs/Sq Ft	Fines %	Natural Moisture Content, %	Dry Density Lbs/Cu Ft
	Sampler Type	Sample	Blows/ 6"	SPT N-Value <sup>1</sup>									
1	HA						0 - 5', hand augered						
2													
3													
4													
5													
6	DP		0		SP-SC		CLAYEY SAND with GRAVEL (SP-SC) olive-gray to light brown, medium dense, dry						
7													
8													
9													
10													
11													
12													
13													
14													
15													
16													
17													
18													
19													
20													
21													
22													
23													
24													
25													

Boring terminated at a depth of 10 feet below ground surface.  
Soil vapor well SV-7 installed with probe set at 6.5 feet below ground surface.  
Groundwater not encountered during drilling.

**LANGAN TREADWELL ROLLO**

Project No.: 731637001

Figure: A-7

TEST GEOTECH LOG 731637001.GPJ TR.GDT 12/3/14

PROJECT:

**3093 BROADWAY**  
Oakland, California

# Log of Boring SV-8

PAGE 1 OF 1

Boring location: Parking Area

Logged by: C. Rain

Date started: 11/17/14

Date finished: 11/17/14

Drilling method: Direct Push

Hammer weight/drop: NA

Hammer type: Pneumatic

Sampler: Continuous (2")

## LABORATORY TEST DATA

DEPTH (feet)	SAMPLES					LITHOLOGY	MATERIAL DESCRIPTION	Type of Strength Test	Confining Pressure Lbs/Sq Ft	Shear Strength Lbs/Sq Ft	Fines %	Natural Moisture Content, %	Dry Density Lbs/Cu Ft
	Sampler Type	Sample	Blows/ 6"	SPT N-Value <sup>1</sup>									
1	HA						0 - 5', hand augered						
2													
3													
4													
5													
6	DP			0		SC	CLAYEY SAND (SC) light brown, dense, dry, spotted black staining, debris (cigarette butts)						
7													
8													
9													
10													
11													
12													
13													
14													
15													
16													
17													
18													
19													
20													
21													
22													
23													
24													
25													

Boring terminated at a depth of 10 feet below ground surface.  
Soil vapor well SV-8 installed with probe set at 9 feet below ground surface.  
Groundwater not encountered during drilling.

**LANGAN TREADWELL ROLLO**

Project No.:  
731637001

Figure:  
A-8

TEST GEOTECH LOG 731637001.GPJ TR.GDT 12/3/14

PROJECT:

**3093 BROADWAY**  
Oakland, California

# Log of Boring SV-9

PAGE 1 OF 1

Boring location: Service Bay

Logged by: C. Rain

Date started: 11/17/14

Date finished: 11/17/14

Drilling method: Direct Push

Hammer weight/drop: NA

Hammer type: Pneumatic

Sampler: Continuous (2")

## LABORATORY TEST DATA

DEPTH (feet)	SAMPLES					LITHOLOGY	MATERIAL DESCRIPTION	Type of Strength Test	Confining Pressure Lbs/Sq Ft	Shear Strength Lbs/Sq Ft	Fines %	Natural Moisture Content, %	Dry Density Lbs/Cu Ft
	Sampler Type	Sample	Blows/ 6"	SPT N-Value <sup>1</sup>									
1	HA						0 - 5', hand augered						
2													
3													
4													
5													
6	DP			0		SC	CLAYEY SAND (SC) light brown, medium dense, dry, speckled with black						
7													
8													
9													
10													
11	DP			0		SC	brown						
12													
13													
14													
15													
16													
17													
18													
19													
20													
21													
22													
23													
24													
25													

Boring terminated at a depth of 15 feet below ground surface.  
Soil vapor well SV-9 installed with probe set at 14.5 feet below  
ground surface.  
Groundwater not encountered during drilling.

**LANGAN TREADWELL ROLLO**

Project No.:  
731637001

Figure:  
A-9

TEST GEOTECH LOG 731637001.GPJ TR.GDT 12/3/14

PROJECT:

**3093 BROADWAY**  
Oakland, California

# Log of Boring SV-10

PAGE 1 OF 2

Boring location: Show Room

Logged by: A. Coakley

Date started: 11/19/14

Date finished: 11/19/14

Drilling method: Direct Push

Hammer weight/drop: NA

Hammer type: Pneumatic

Sampler: Continuous (2")

## LABORATORY TEST DATA

DEPTH (feet)	SAMPLES				LITHOLOGY	MATERIAL DESCRIPTION	Type of Strength Test	Confining Pressure Lbs/Sq Ft	Shear Strength Lbs/Sq Ft	Fines %	Natural Moisture Content, %	Dry Density Lbs/Cu Ft
	Sampler Type	Sample	Blows/ 6"	SPT N-Value <sup>1</sup>								
1	HA					0 - 5', hand augered						
2												
3												
4												
5												
6	DP			0	SP-SC	GRAVELLY SAND with CLAY (SP-SC) brown, loose, dry, brick fragments, no odor						
7												
8												
9	DP			0	SP-SC	SAND with CLAY (SP-SC) light brown, medium dense, dry, light staining						
10												
11												
12	DP			0	SP-SC	CLAYEY SAND (SC) red-gray, dense, moist						
13												
14												
15	DP			0	SC	wet						
16												
17												
18	DP			0	SC							
19												
20												
21	DP			0	SC							
22												
23												
24	DP			0	SC							
25												
26												
27	DP			0	SC							
28												
29												
30	DP			0	SC							
31												
32												

TEST GEOTECH LOG 731637001.GPJ TR.GDT 12/3/14

PROJECT:

3093 BROADWAY  
Oakland, California

# Log of Boring SV-10

PAGE 2 OF 2

DEPTH (feet)	SAMPLES					LITHOLOGY	MATERIAL DESCRIPTION	LABORATORY TEST DATA						
	Sampler Type	Sample	Blows/ 6"	SPT N-Value <sup>1</sup>				Type of Strength Test	Confining Pressure Lbs/Sq Ft	Shear Strength Lbs/Sq Ft	Fines %	Natural Moisture Content, %	Dry Density Lbs/Cu Ft	
31														
32														
33														
34														
35														
36														
37														
38														
39														
40														
41														
42														
43														
44														
45														
46														
47														
48														
49														
50														
51														
52														
53														
54														
55														
56														
57														
58														
59														
60														

TEST GEOTECH LOG 731637001.GPJ TR.GDT 12/3/14

Boring terminated at a depth of 30 feet below ground surface.  
Soil vapor well SV-10 installed with probe set at 6 feet below ground surface.  
Groundwater not encountered during drilling.

**LANGAN TREADWELL ROLLO**

Project No.:  
731637001

Figure:  
A-10b

PROJECT:

**3093 BROADWAY**  
Oakland, California

# Log of Boring SV-11

PAGE 1 OF 2

Boring location: Show Room

Logged by: A. Coakley

Date started: 11/19/14

Date finished: 11/19/14

Drilling method: Direct Push

Hammer weight/drop: NA

Hammer type: Pneumatic

Sampler: Continuous (2")

## LABORATORY TEST DATA

DEPTH (feet)	SAMPLES				LITHOLOGY	MATERIAL DESCRIPTION	Type of Strength Test	Confining Pressure Lbs/Sq Ft	Shear Strength Lbs/Sq Ft	Fines %	Natural Moisture Content, %	Dry Density Lbs/Cu Ft
	Sampler Type	Sample	Blows/ 6"	SPT N-Value <sup>1</sup>								
1	HA					0 - 5', hand augered						
2												
3												
4												
5												
6	DP			0	SP-SC	GRAVELLY SAND with CLAY (SP-SC) brown, medium dense, dry, staining, brick fragments						
7												
8												
9												
10	DP			0	SC	CLAYEY SAND (SC) light brown, dense, non-plastic, dry, staining						
11												
12												
13	DP			0	SC	moist, light staining						
14												
15	DP			0	SC	wet						
16												
17	DP											
18												
19												
20	DP											
21												
22	DP											
23												
24	DP											
25												

TEST GEOTECH LOG 731637001.GPJ TR.GDT 12/3/14

**LANGAN TREADWELL ROLLO**

Project No.: 731637001

Figure: A-11a

PROJECT:

3093 BROADWAY  
Oakland, California

# Log of Boring SV-11

PAGE 2 OF 2

DEPTH (feet)	SAMPLES					MATERIAL DESCRIPTION	LABORATORY TEST DATA					
	Sampler Type	Sample	Blows/ 6"	SPT N-Value <sup>1</sup>	LITHOLOGY		Type of Strength Test	Confining Pressure Lbs/Sq Ft	Shear Strength Lbs/Sq Ft	Fines %	Natural Moisture Content, %	Dry Density Lbs/Cu Ft
26												
27												
28												
29												
30												
31												
32												
33												
34												
35												
36												
37												
38												
39												
40												
41												
42												
43												
44												
45												
46												
47												
48												
49												
50												

TEST GEOTECH LOG 731637001.GPJ TR.GDT 12/3/14

Boring terminated at a depth of 25 feet below ground surface.  
Soil vapor well SV-11 installed with probe set at 7 feet below ground surface.  
Groundwater not encountered during drilling.

**LANGAN TREADWELL ROLLO**

Project No.:  
731637001

Figure:  
A-11b



PROJECT:

**3093 BROADWAY**  
Oakland, California

# Log of Boring SV-12

PAGE 1 OF 1

Boring location: Parking Area

Logged by: C. Rain

Date started: 11/18/14

Date finished: 11/18/14

Drilling method: Direct Push

Hammer weight/drop: NA

Hammer type: Pneumatic

Sampler: Continuous (2")

## LABORATORY TEST DATA

DEPTH (feet)	SAMPLES					LITHOLOGY	MATERIAL DESCRIPTION	Type of Strength Test	Confining Pressure Lbs/Sq Ft	Shear Strength Lbs/Sq Ft	Fines %	Natural Moisture Content, %	Dry Density Lbs/Cu Ft
	Sampler Type	Sample	Blows/ 6"	SPT N-Value <sup>1</sup>									
1	HA					0 - 5', hand augered							
2													
3													
4													
5													
6	DP			0	CL	SANDY CLAY (CL) light brown, stiff, dry, non-plastic, spotted staining							
7													
8													
9	DP			0	SC	CLAYEY SAND (SC) brown, medium dense, dry, spotted staining							
10													
11													
12													
13													
14													
15													
16													
17													
18													
19													
20													
21													
22													
23													
24													
25													

Boring terminated at a depth of 15 feet below ground surface.  
Soil vapor well SV-12 installed with probe set at 12.5 feet below ground surface.  
Groundwater not encountered during drilling.

**LANGAN TREADWELL ROLLO**

Project No.:  
731637001

Figure:  
A-12

TEST GEOTECH LOG 731637001.GPJ TR.GDT 12/3/14

**ATTACHMENT 2**  
**FIELD WATER QUALITY MEASUREMENT FORMS**



## WELL PURGING-FIELD WATER QUALITY MEASUREMENTS FORM

Project Number: 731637001  
 Project Name: 3093 BROADWAY  
 Well ID: MW-3  
 Date: 11/1/14  
 Weather: RAINY  
 Field Personnel: C RAIN

Depth to Water: 20.2'  
 Total Depth of Well: 35'  
 Well Diameter: 2"  
 Depth to: 18' (top) / 35' (bottom) of Screen  
 Purging Device: Bladder pump  
 Total Volume Purged: 300 mL

TIME	WATER DEPTH	PUMP DIAL <sup>1</sup>	PURGE RATE (mL/min)	CUMUL VOL REMOVED	TEMP (°C)	COND (µS/cm) mS/cm	pH (units)	ORP (mV)	DO (mg/L)	Turbidity (NTU)	REMARKS (color, turbidity, sediment)
1641	<del>20.84</del> 20.84	CPM 5	30 mL	30 mL/m	18.96	0.813	6.04	54.9	7.83	108.9	clear
1644	20.90	5	120 mL	30 mL/m	19.10	0.817	6.04	56.5	<del>7.21</del> 7.21	111.6	no odor
1647	20.92	5	210 mL	30 mL/m	19.20	0.817	6.04	57.3	6.73	103.3	
1650	21.00	5	300 mL	30 mL/m	19.26	0.819	6.03	58.7	6.81	94.7	

Stabilization Criteria 3% 3% ±0.1 ± 10 mV 10% 10%

Remarks:

- Pump Dial Setting (e.g., hertz, cycles/min, etc)



## WELL PURGING-FIELD WATER QUALITY MEASUREMENTS FORM

Project Number: 731637001  
 Project Name: 3093 BROADWAY  
 Well ID: MW-9  
 Date: 11/9/14  
 Weather: RAINY  
 Field Personnel: A COAKLEY C RAIN

Depth to Water: 20.5'  
 Total Depth of Well: 32'  
 Well Diameter: 2"  
 Depth to: 18' (top) / 32' (bottom) of Screen  
 Purging Device: Bladder Pump  
 Total Volume Purged: 375 mL

TIME	WATER DEPTH	PUMP DIAL <sup>1</sup>	PURGE RATE (mL/min)	CUMUL VOL REMOVED	TEMP (°C)	COND (uS/cm)	pH (units)	ORP (mV)	DO (mg/L)	Turbidity (NTU)	REMARKS (color, turbidity, sediment)
10:18	21.5	5	50 mL/min	70 mL	18.72	0.802	5.68	-7.2	58.4	13.9	Clear
10:21	21.7	5	50 mL/min	<del>200</del> <sup>150</sup> mL	18.57	0.800	5.68	-6.6	58.4	11.9	Clear
10:24	21.72	5	25 mL/min	225 mL	18.51	0.797	5.68	-4.9	58.4	11.6	Clear
10:27	21.75	5	25 mL/min	300 mL	18.46	0.794	5.67	-3.2	58.4	12.0	Clear
10:30	21.78	5	25 mL/min	375 mL	18.35	0.792	5.67	-1.8	58.4	10.8	Clear
									ng		

Stabilization Criteria

3%      3%      ±0.1      ± 10 mV      10%      10%

Remarks:

1. Pump Dial Setting (e.g., hertz, cycles/min, etc)

**ATTACHMENT 3**

**SOIL GAS SAMPLING STANDARD OPERATING PROCEDURE**

## **Soil Gas Sampling Standard Operating Procedure**

### **Sampling Train Assembly**

The sampling train will be assembled using the following steps:

1. The initial vacuum of the SUMMA canister (or equivalent) will be recorded prior to sampling. Initial canister vacuums that are less than 30 inches of mercury (Hg), as certified by the laboratory, are a potential indication of leakage, which could affect the accuracy of analytical results. If the initial vacuum reading is less than 28 inches Hg, the canister will not be used. In addition, the canister will be inspected for damage and a canister that has visible damage will not be used.
2. Following the initial inspection, a dedicated flow controller and vacuum gauge will be attached to each SUMMA canister and sealed with a compression fitting cap (e.g., Swagelock or equivalent).
3. The sample port and sampling manifold will be connected using ¼-inch outside diameter (OD) teflon tubing and stainless steel compression fitting nut and ferrules. The sampling manifold consists of compression fittings with three valves and one pressure gauge to attach the probe tubing to the SUMMA canister.
4. A syringe will also be connected to the sampling manifold using ¼-inch OD Teflon tubing and stainless steel compression fitting nut and ferrules.
5. The assembled SUMMA canister, flow controller, and pressure gauge shall be connected to the sampling manifold using stainless steel compression fitting nut and ferrules.

### **Shut-in Test**

Prior to soil gas purging and sample collection, a shut-in test will be performed to check for leaks in the aboveground sampling train assembly:

1. The valve that connects the soil gas probe to the sampling manifold will be closed and the valve that connects to the SUMMA canister will be closed.
2. The syringe will then be pulled to empty air from the manifold.
3. A leak-free system will be evident by observing no loss of vacuum within the sampling manifold system. Noted leaks will be repaired prior to sample collection by checking and tightening the compression fittings on the manifold. The manifold will then be re-checked to make sure it passes the physical leak check before proceeding



## **Leak Check**

Helium will be used as a leak-check tracer gas around the nyla-flow tubing during sampling as a quality control/quality assurance measure to confirm the sample integrity. The leak check will be conducted using the following steps:

1. The helium shroud is placed over the soil gas probe at ground surface, along with the entire sampling train (sampling manifold, pump, and sampling canister).
2. A minimum helium atmosphere of 10 percent will be induced within the shroud. The atmosphere within the shroud will be monitored using the Dielectric MGD 2002 instrument (or equivalent), inserted through a small aperture in the shroud. Following the three-volume purge, a small aliquot of soil gas will be collected into the syringe for helium screening.
3. If helium is detected in the aliquot of purged soil gas at a concentration less than 5 percent of the atmosphere induced under the shroud during the purge (e.g., if the helium concentration under the shroud is 10 percent, the purged soil gas should contain less than 0.5 percent helium), the sample flow train integrity will be considered adequate and within an acceptable range (DTSC, 2012).
4. The leak check test is performed during purging and sample collection at each soil gas sampling location.

## **Sample Collection Methodology**

After waiting at least two-hours following the probe installation, samples will be collected after withdrawing three purge volumes, according to DTSC guidelines. Soil gas samples will be collected in 1-liter Summa canisters, following protocols:

1. Before collecting the sample, confirm that the sampling system valves are set as follows: 1) the syringe valve is confirmed to be closed, 2) the soil gas probe valve is open, and 3) the SUMMA canister valve is open.
2. Helium will be reintroduced into the shroud and be allowed to stabilize until at least a 10 percent helium concentration has been reached.
3. Upon reaching a stable helium concentration, the SUMMA canister inlet valve will be slowly opened (counter-clockwise) one full turn to begin sample collection at approximately 200 mL/min. During the sample collection, the helium concentration will be monitored using a Dielectric MGD 2002 helium detector and the approximate average concentration will be recorded on the sample field data sheet.
4. The start time and initial vacuum reading from the vacuum gauge will be recorded on the sample label, COC records, and on the field log, along with the SUMMA canister and flow controller identifications.

5. The valve will remain open until the final vacuum reading on the vacuum gauge on the SUMMA canister is between 2 to 4 inches Hg. It is important to leave 2 to 4 inches of vacuum remaining in the SUMMA canister so the receiving analytical laboratory can verify that the sample was not compromised during shipment.
6. The valve on the SUMMA canister will be closed clockwise until it is finger-tight.
7. Turn off the helium and close the valve at the soil gas probe tubing.
8. The stop time and final vacuum reading will be recorded on the sample label, COC record, and on the field log. The sampling information on the COC records will be completed and checked against the sample labels and field log.
9. The SUMMA canister will be removed from the sampling manifold and placed in the laboratory-supplied cardboard boxes.

Soil gas sampling equipment will be decontaminated between sampling locations. Soil gas samples will be submitted under chain of custody protocol to a State of California-certified analytical laboratory.

**ATTACHMENT 4**  
**LABORATORY ANALYTICAL REPORTS**



# McC Campbell Analytical, Inc.

"When Quality Counts"

## Analytical Report

**WorkOrder:** 1411965

**Report Created for:** Treadwell & Rollo  
555 Montgomery St., Suite 1300  
San Francisco, CA 94111

**Project Contact:** Christina Rain  
**Project P.O.:**  
**Project Name:** #731637001; 3093 Broadway

**Project Received:** 11/21/2014

Analytical Report reviewed & approved for release on 11/26/2014 by:

Question about  
your data?

[Click here to email  
McC Campbell](#)

Angela Rydelius,  
Laboratory Manager

***The report shall not be reproduced except in full, without the written approval of the laboratory. The analytical results relate only to the items tested. Results reported conform to the most current NELAP standards, where applicable, unless otherwise stated in the case narrative.***





## Glossary of Terms & Qualifier Definitions

**Client:** Treadwell & Rollo  
**Project:** #731637001; 3093 Broadway  
**WorkOrder:** 1411965

### Glossary Abbreviation

95% Interval	95% Confident Interval
DF	Dilution Factor
DUP	Duplicate
EDL	Estimated Detection Limit
ITEF	International Toxicity Equivalence Factor
LCS	Laboratory Control Sample
MB	Method Blank
MB % Rec	% Recovery of Surrogate in Method Blank, if applicable
MDL	Method Detection Limit
ML	Minimum Level of Quantitation
MS	Matrix Spike
MSD	Matrix Spike Duplicate
ND	Not detected at or above the indicated MDL or RL
NR	Data Not Reported due to matrix interference or insufficient sample amount.
PF	Prep Factor
RD	Relative Difference
RL	Reporting Limit (The RL is the lowest calibration standard in a multipoint calibration.)
RPD	Relative Percent Deviation
RRT	Relative Retention Time
SPK Val	Spike Value
SPKRef Val	Spike Reference Value
TEQ	Toxicity Equivalence

### Analytical Qualifiers

d7	strongly aged gasoline or diesel range compounds are significant in the TPH(g) chromatogram
e2	diesel range compounds are significant; no recognizable pattern
e3/e2	aged diesel is significant; and/or diesel range compounds are significant; no recognizable pattern
e6	one to a few isolated peaks present in the TPH(d/mo) chromatogram
e7	oil range compounds are significant



## Analytical Report

**Client:** Treadwell & Rollo  
**Project:** #731637001; 3093 Broadway  
**Date Received:** 11/21/14 19:59  
**Date Prepared:** 11/21/14

**WorkOrder:** 1411965  
**Extraction Method:** SW5030B  
**Analytical Method:** SW8021B/8015Bm  
**Unit:** mg/Kg

### Gasoline Range (C6-C12) Volatile Hydrocarbons as Gasoline with BTEX and MTBE

Client ID	Lab ID	Matrix/ExtType	Date Collected	Instrument	Batch ID
SV-9-14	1411965-001A	Soil	11/17/2014 11:20	GC19	98103

Analytes	Result	RL	DF	Date Analyzed
TPH(g)	ND	1.0	1	11/22/2014 10:55
MTBE	ND	0.050	1	11/22/2014 10:55
Benzene	ND	0.0050	1	11/22/2014 10:55
Toluene	ND	0.0050	1	11/22/2014 10:55
Ethylbenzene	ND	0.0050	1	11/22/2014 10:55
Xylenes	ND	0.0050	1	11/22/2014 10:55

Surrogates	REC (%)	Limits	Date Analyzed
2-Fluorotoluene	104	70-130	11/22/2014 10:55

Analyst(s): IA

Client ID	Lab ID	Matrix/ExtType	Date Collected	Instrument	Batch ID
SV-6-13.25	1411965-002A	Soil	11/17/2014 12:15	GC19	98103

Analytes	Result	RL	DF	Date Analyzed
TPH(g)	ND	1.0	1	11/24/2014 15:00
MTBE	ND	0.050	1	11/24/2014 15:00
Benzene	ND	0.0050	1	11/24/2014 15:00
Toluene	ND	0.0050	1	11/24/2014 15:00
Ethylbenzene	ND	0.0050	1	11/24/2014 15:00
Xylenes	ND	0.0050	1	11/24/2014 15:00

Surrogates	REC (%)	Limits	Date Analyzed
2-Fluorotoluene	94	70-130	11/24/2014 15:00

Analyst(s): IA



## Analytical Report

**Client:** Treadwell & Rollo  
**Project:** #731637001; 3093 Broadway  
**Date Received:** 11/21/14 19:59  
**Date Prepared:** 11/21/14

**WorkOrder:** 1411965  
**Extraction Method:** SW5030B  
**Analytical Method:** SW8021B/8015Bm  
**Unit:** mg/Kg

### Gasoline Range (C6-C12) Volatile Hydrocarbons as Gasoline with BTEX and MTBE

Client ID	Lab ID	Matrix/ExtType	Date Collected	Instrument	Batch ID
SV-1-20	1411965-003A	Soil	11/17/2014 14:30	GC19	98103

Analytes	Result	RL	DF	Date Analyzed
TPH(g)	ND	1.0	1	11/24/2014 15:31
MTBE	ND	0.050	1	11/24/2014 15:31
Benzene	ND	0.0050	1	11/24/2014 15:31
Toluene	ND	0.0050	1	11/24/2014 15:31
Ethylbenzene	ND	0.0050	1	11/24/2014 15:31
Xylenes	ND	0.0050	1	11/24/2014 15:31

Surrogates	REC (%)	Limits	Date Analyzed
2-Fluorotoluene	98	70-130	11/24/2014 15:31

Analyst(s): IA

Client ID	Lab ID	Matrix/ExtType	Date Collected	Instrument	Batch ID
SV-8-9	1411965-004A	Soil	11/17/2014 13:06	GC19	98103

Analytes	Result	RL	DF	Date Analyzed
TPH(g)	ND	1.0	1	11/24/2014 19:03
MTBE	ND	0.050	1	11/24/2014 19:03
Benzene	ND	0.0050	1	11/24/2014 19:03
Toluene	ND	0.0050	1	11/24/2014 19:03
Ethylbenzene	ND	0.0050	1	11/24/2014 19:03
Xylenes	ND	0.0050	1	11/24/2014 19:03

Surrogates	REC (%)	Limits	Date Analyzed
2-Fluorotoluene	110	70-130	11/24/2014 19:03

Analyst(s): IA



## Analytical Report

**Client:** Treadwell & Rollo  
**Project:** #731637001; 3093 Broadway  
**Date Received:** 11/21/14 19:59  
**Date Prepared:** 11/21/14

**WorkOrder:** 1411965  
**Extraction Method:** SW5030B  
**Analytical Method:** SW8021B/8015Bm  
**Unit:** mg/Kg

### Gasoline Range (C6-C12) Volatile Hydrocarbons as Gasoline with BTEX and MTBE

Client ID	Lab ID	Matrix/ExtType	Date Collected	Instrument	Batch ID
SV-5-17.25	1411965-005A	Soil	11/18/2014 07:45	GC3	98103

Analytes	Result	RL	DF	Date Analyzed
TPH(g)	ND	1.0	1	11/22/2014 08:47
MTBE	ND	0.050	1	11/22/2014 08:47
Benzene	ND	0.0050	1	11/22/2014 08:47
Toluene	ND	0.0050	1	11/22/2014 08:47
Ethylbenzene	ND	0.0050	1	11/22/2014 08:47
Xylenes	ND	0.0050	1	11/22/2014 08:47

Surrogates	REC (%)	Limits	Date Analyzed
2-Fluorotoluene	87	70-130	11/22/2014 08:47

Analyst(s): IA

Client ID	Lab ID	Matrix/ExtType	Date Collected	Instrument	Batch ID
SV-3-10.25	1411965-006A	Soil	11/18/2014 10:20	GC19	98103

Analytes	Result	RL	DF	Date Analyzed
TPH(g)	ND	1.0	1	11/24/2014 19:33
MTBE	ND	0.050	1	11/24/2014 19:33
Benzene	ND	0.0050	1	11/24/2014 19:33
Toluene	ND	0.0050	1	11/24/2014 19:33
Ethylbenzene	ND	0.0050	1	11/24/2014 19:33
Xylenes	ND	0.0050	1	11/24/2014 19:33

Surrogates	REC (%)	Limits	Date Analyzed
2-Fluorotoluene	105	70-130	11/24/2014 19:33

Analyst(s): IA





## Analytical Report

**Client:** Treadwell & Rollo  
**Project:** #731637001; 3093 Broadway  
**Date Received:** 11/21/14 19:59  
**Date Prepared:** 11/21/14

**WorkOrder:** 1411965  
**Extraction Method:** SW5030B  
**Analytical Method:** SW8021B/8015Bm  
**Unit:** mg/Kg

### Gasoline Range (C6-C12) Volatile Hydrocarbons as Gasoline with BTEX and MTBE

Client ID	Lab ID	Matrix/ExtType	Date Collected	Instrument	Batch ID
SV-7-7.25	1411965-007A	Soil	11/18/2014 13:15	GC19	98103

Analytes	Result	RL	DF	Date Analyzed
TPH(g)	ND	1.0	1	11/24/2014 20:03
MTBE	ND	0.050	1	11/24/2014 20:03
Benzene	ND	0.0050	1	11/24/2014 20:03
Toluene	ND	0.0050	1	11/24/2014 20:03
Ethylbenzene	ND	0.0050	1	11/24/2014 20:03
Xylenes	ND	0.0050	1	11/24/2014 20:03

Surrogates	REC (%)	Limits	Date Analyzed
2-Fluorotoluene	107	70-130	11/24/2014 20:03

Analyst(s): IA

Client ID	Lab ID	Matrix/ExtType	Date Collected	Instrument	Batch ID
SV-4-7.25	1411965-008A	Soil	11/18/2014 14:12	GC19	98103

Analytes	Result	RL	DF	Date Analyzed
TPH(g)	ND	1.0	1	11/24/2014 20:33
MTBE	ND	0.050	1	11/24/2014 20:33
Benzene	ND	0.0050	1	11/24/2014 20:33
Toluene	ND	0.0050	1	11/24/2014 20:33
Ethylbenzene	ND	0.0050	1	11/24/2014 20:33
Xylenes	ND	0.0050	1	11/24/2014 20:33

Surrogates	REC (%)	Limits	Date Analyzed
2-Fluorotoluene	104	70-130	11/24/2014 20:33

Analyst(s): IA



## Analytical Report

**Client:** Treadwell & Rollo  
**Project:** #731637001; 3093 Broadway  
**Date Received:** 11/21/14 19:59  
**Date Prepared:** 11/21/14

**WorkOrder:** 1411965  
**Extraction Method:** SW5030B  
**Analytical Method:** SW8021B/8015Bm  
**Unit:** mg/Kg

### Gasoline Range (C6-C12) Volatile Hydrocarbons as Gasoline with BTEX and MTBE

Client ID	Lab ID	Matrix/ExtType	Date Collected	Instrument	Batch ID
SV-12-9.25	1411965-009A	Soil	11/18/2014 11:30	GC19	98103

Analytes	Result	RL	DF	Date Analyzed
TPH(g)	ND	1.0	1	11/24/2014 21:33
MTBE	ND	0.050	1	11/24/2014 21:33
Benzene	ND	0.0050	1	11/24/2014 21:33
Toluene	ND	0.0050	1	11/24/2014 21:33
Ethylbenzene	ND	0.0050	1	11/24/2014 21:33
Xylenes	ND	0.0050	1	11/24/2014 21:33

Surrogates	REC (%)	Limits	Date Analyzed
2-Fluorotoluene	104	70-130	11/24/2014 21:33

Analyst(s): IA

Client ID	Lab ID	Matrix/ExtType	Date Collected	Instrument	Batch ID
SV-2-16	1411965-010A	Soil	11/19/2014 15:40	GC19	98103

Analytes	Result	RL	DF	Date Analyzed
TPH(g)	<b>6.8</b>	1.0	1	11/25/2014 07:55
MTBE	ND	0.050	1	11/25/2014 07:55
Benzene	ND	0.0050	1	11/25/2014 07:55
Toluene	ND	0.0050	1	11/25/2014 07:55
Ethylbenzene	<b>0.0093</b>	0.0050	1	11/25/2014 07:55
Xylenes	<b>0.023</b>	0.0050	1	11/25/2014 07:55

Surrogates	REC (%)	Limits	Analytical Comments: d7	Date Analyzed
2-Fluorotoluene	105	70-130		11/25/2014 07:55

Analyst(s): IA



## Analytical Report

**Client:** Treadwell & Rollo  
**Project:** #731637001; 3093 Broadway  
**Date Received:** 11/21/14 19:59  
**Date Prepared:** 11/21/14

**WorkOrder:** 1411965  
**Extraction Method:** SW5030B  
**Analytical Method:** SW8021B/8015Bm  
**Unit:** mg/Kg

### Gasoline Range (C6-C12) Volatile Hydrocarbons as Gasoline with BTEX and MTBE

Client ID	Lab ID	Matrix/ExtType	Date Collected	Instrument	Batch ID
SV-11-23	1411965-011A	Soil	11/19/2014 13:30	GC19	98103

Analytes	Result	RL	DF	Date Analyzed
TPH(g)	ND	1.0	1	11/24/2014 22:03
MTBE	ND	0.050	1	11/24/2014 22:03
Benzene	ND	0.0050	1	11/24/2014 22:03
Toluene	ND	0.0050	1	11/24/2014 22:03
Ethylbenzene	ND	0.0050	1	11/24/2014 22:03
Xylenes	ND	0.0050	1	11/24/2014 22:03

Surrogates	REC (%)	Limits	Date Analyzed
2-Fluorotoluene	102	70-130	11/24/2014 22:03

**Analyst(s):** IA



## Analytical Report

**Client:** Treadwell & Rollo  
**Project:** #731637001; 3093 Broadway  
**Date Received:** 11/21/14 19:59  
**Date Prepared:** 11/21/14

**WorkOrder:** 1411965  
**Extraction Method:** SW3550B  
**Analytical Method:** SW8015B  
**Unit:** mg/Kg

### Total Extractable Petroleum Hydrocarbons

Client ID	Lab ID	Matrix/ExtType	Date Collected	Instrument	Batch ID
SV-9-14	1411965-001A	Soil	11/17/2014 11:20	GC6B	98137

Analytes	Result	RL	DF	Date Analyzed
TPH-Diesel (C10-C23)	1.4	1.0	1	11/24/2014 16:03
TPH-Motor Oil (C18-C36)	ND	5.0	1	11/24/2014 16:03

Surrogates	REC (%)	Limits	Analytical Comments: e2	Date Analyzed
C9	90	70-130		11/24/2014 16:03

Analyst(s): TK

Client ID	Lab ID	Matrix/ExtType	Date Collected	Instrument	Batch ID
SV-6-13.25	1411965-002A	Soil	11/17/2014 12:15	GC2A	98137

Analytes	Result	RL	DF	Date Analyzed
TPH-Diesel (C10-C23)	ND	1.0	1	11/22/2014 23:35
TPH-Motor Oil (C18-C36)	ND	5.0	1	11/22/2014 23:35

Surrogates	REC (%)	Limits	Date Analyzed
C9	115	70-130	11/22/2014 23:35

Analyst(s): TK

Client ID	Lab ID	Matrix/ExtType	Date Collected	Instrument	Batch ID
SV-1-20	1411965-003A	Soil	11/17/2014 14:30	GC2B	98137

Analytes	Result	RL	DF	Date Analyzed
TPH-Diesel (C10-C23)	ND	1.0	1	11/22/2014 21:02
TPH-Motor Oil (C18-C36)	ND	5.0	1	11/22/2014 21:02

Surrogates	REC (%)	Limits	Date Analyzed
C9	110	70-130	11/22/2014 21:02

Analyst(s): TK

(Cont.)



## Analytical Report

**Client:** Treadwell & Rollo  
**Project:** #731637001; 3093 Broadway  
**Date Received:** 11/21/14 19:59  
**Date Prepared:** 11/21/14

**WorkOrder:** 1411965  
**Extraction Method:** SW3550B  
**Analytical Method:** SW8015B  
**Unit:** mg/Kg

### Total Extractable Petroleum Hydrocarbons

Client ID	Lab ID	Matrix/ExtType	Date Collected	Instrument	Batch ID
SV-8-9	1411965-004A	Soil	11/17/2014 13:06	GC6B	98137

Analytes	Result	RL	DF	Date Analyzed
TPH-Diesel (C10-C23)	2.3	1.0	1	11/24/2014 11:16
TPH-Motor Oil (C18-C36)	8.0	5.0	1	11/24/2014 11:16

Surrogates	REC (%)	Limits	Analytical Comments:	Date Analyzed
C9	86	70-130	e7,e2	11/24/2014 11:16

Analyst(s): TK

Client ID	Lab ID	Matrix/ExtType	Date Collected	Instrument	Batch ID
SV-5-17.25	1411965-005A	Soil	11/18/2014 07:45	GC2A	98137

Analytes	Result	RL	DF	Date Analyzed
TPH-Diesel (C10-C23)	1.1	1.0	1	11/24/2014 15:19
TPH-Motor Oil (C18-C36)	6.2	5.0	1	11/24/2014 15:19

Surrogates	REC (%)	Limits	Analytical Comments:	Date Analyzed
C9	115	70-130	e7,e6	11/24/2014 15:19

Analyst(s): TK

Client ID	Lab ID	Matrix/ExtType	Date Collected	Instrument	Batch ID
SV-3-10.25	1411965-006A	Soil	11/18/2014 10:20	GC6A	98137

Analytes	Result	RL	DF	Date Analyzed
TPH-Diesel (C10-C23)	ND	1.0	1	11/24/2014 12:27
TPH-Motor Oil (C18-C36)	ND	5.0	1	11/24/2014 12:27

Surrogates	REC (%)	Limits	Date Analyzed
C9	85	70-130	11/24/2014 12:27

Analyst(s): TK

(Cont.)



## Analytical Report

**Client:** Treadwell & Rollo  
**Project:** #731637001; 3093 Broadway  
**Date Received:** 11/21/14 19:59  
**Date Prepared:** 11/21/14

**WorkOrder:** 1411965  
**Extraction Method:** SW3550B  
**Analytical Method:** SW8015B  
**Unit:** mg/Kg

### Total Extractable Petroleum Hydrocarbons

Client ID	Lab ID	Matrix/ExtType	Date Collected	Instrument	Batch ID
SV-7-7.25	1411965-007A	Soil	11/18/2014 13:15	GC2B	98137

Analytes	Result	RL	DF	Date Analyzed
TPH-Diesel (C10-C23)	ND	1.0	1	11/22/2014 17:12
TPH-Motor Oil (C18-C36)	ND	5.0	1	11/22/2014 17:12

Surrogates	REC (%)	Limits	Date Analyzed
C9	120	70-130	11/22/2014 17:12

Analyst(s): TK

Client ID	Lab ID	Matrix/ExtType	Date Collected	Instrument	Batch ID
SV-4-7.25	1411965-008A	Soil	11/18/2014 14:12	GC2B	98137

Analytes	Result	RL	DF	Date Analyzed
TPH-Diesel (C10-C23)	ND	1.0	1	11/22/2014 15:56
TPH-Motor Oil (C18-C36)	ND	5.0	1	11/22/2014 15:56

Surrogates	REC (%)	Limits	Date Analyzed
C9	121	70-130	11/22/2014 15:56

Analyst(s): TK

Client ID	Lab ID	Matrix/ExtType	Date Collected	Instrument	Batch ID
SV-12-9.25	1411965-009A	Soil	11/18/2014 11:30	GC2B	98137

Analytes	Result	RL	DF	Date Analyzed
TPH-Diesel (C10-C23)	2.7	1.0	1	11/22/2014 22:19
TPH-Motor Oil (C18-C36)	ND	5.0	1	11/22/2014 22:19

Surrogates	REC (%)	Limits	Analytical Comments	Date Analyzed
C9	121	70-130	e2	11/22/2014 22:19

Analyst(s): TK

(Cont.)



## Analytical Report

**Client:** Treadwell & Rollo  
**Project:** #731637001; 3093 Broadway  
**Date Received:** 11/21/14 19:59  
**Date Prepared:** 11/21/14

**WorkOrder:** 1411965  
**Extraction Method:** SW3550B  
**Analytical Method:** SW8015B  
**Unit:** mg/Kg

### Total Extractable Petroleum Hydrocarbons

Client ID	Lab ID	Matrix/ExtType	Date Collected	Instrument	Batch ID
SV-2-16	1411965-010A	Soil	11/19/2014 15:40	GC11A	98137

<u>Analytes</u>	<u>Result</u>	<u>RL</u>	<u>DF</u>	<u>Date Analyzed</u>
TPH-Diesel (C10-C23)	610	200	200	11/24/2014 16:07
TPH-Motor Oil (C18-C36)	1200	1000	200	11/24/2014 16:07

<u>Surrogates</u>	<u>REC (%)</u>	<u>Limits</u>	Analytical Comments: e7,e3/e2
C9	111	70-130	11/24/2014 16:07

Analyst(s): TK

Client ID	Lab ID	Matrix/ExtType	Date Collected	Instrument	Batch ID
SV-11-23	1411965-011A	Soil	11/19/2014 13:30	GC2A	98137

<u>Analytes</u>	<u>Result</u>	<u>RL</u>	<u>DF</u>	<u>Date Analyzed</u>
TPH-Diesel (C10-C23)	ND	1.0	1	11/22/2014 15:56
TPH-Motor Oil (C18-C36)	ND	5.0	1	11/22/2014 15:56

<u>Surrogates</u>	<u>REC (%)</u>	<u>Limits</u>
C9	114	70-130

Analyst(s): TK



# Quality Control Report

**Client:** Treadwell & Rollo  
**Date Prepared:** 11/21/14  
**Date Analyzed:** 11/21/14  
**Instrument:** GC19  
**Matrix:** Soil  
**Project:** #731637001; 3093 Broadway

**WorkOrder:** 1411965  
**BatchID:** 98103  
**Extraction Method:** SW5030B  
**Analytical Method:** SW8021B/8015Bm  
**Unit:** mg/Kg  
**Sample ID:** MB/LCS-98103  
 1411965-010AMS/MSD

## QC Summary Report for SW8021B/8015Bm

Analyte	MB Result	LCS Result	RL	SPK Val	MB SS %REC	LCS %REC	LCS Limits
TPH(btex)	ND	0.585	0.40	0.60	-	97	70-130
MTBE	ND	0.0810	0.050	0.10	-	81	70-130
Benzene	ND	0.107	0.0050	0.10	-	107	70-130
Toluene	ND	0.108	0.0050	0.10	-	106	70-130
Ethylbenzene	ND	0.112	0.0050	0.10	-	112	70-130
Xylenes	ND	0.360	0.0050	0.30	-	120	70-130

### Surrogate Recovery

2-Fluorotoluene	0.126	0.112		0.10	126	112	70-130
-----------------	-------	-------	--	------	-----	-----	--------

Analyte	MS Result	MSD Result	SPK Val	SPKRef Val	MS %REC	MSD %REC	MS/MSD Limits	RPD	RPD Limit
TPH(btex)	NR	NR		ND	NR	NR	-	NR	
MTBE	NR	NR		ND	NR	NR	-	NR	
Benzene	NR	NR		ND	NR	NR	-	NR	
Toluene	NR	NR		ND	NR	NR	-	NR	
Ethylbenzene	NR	NR		0.0093	NR	NR	-	NR	
Xylenes	NR	NR		0.023	NR	NR	-	NR	

### Surrogate Recovery

2-Fluorotoluene	NR	NR			NR	NR	-	NR	
-----------------	----	----	--	--	----	----	---	----	--





## Quality Control Report

**Client:** Treadwell & Rollo  
**Date Prepared:** 11/21/14  
**Date Analyzed:** 11/22/14  
**Instrument:** GC9b  
**Matrix:** Soil  
**Project:** #731637001; 3093 Broadway

**WorkOrder:** 1411965  
**BatchID:** 98137  
**Extraction Method:** SW3550B  
**Analytical Method:** SW8015B  
**Unit:** mg/Kg  
**Sample ID:** MB/LCS-98137  
 1411953-001AMS/MSD

### QC Summary Report for SW8015B

Analyte	MB Result	LCS Result	RL	SPK Val	MB SS %REC	LCS %REC	LCS Limits
TPH-Diesel (C10-C23)	ND	40.6	1.0	40	-	101	70-130

**Surrogate Recovery**

C9	25.6	25.6		25	102	102	70-130
----	------	------	--	----	-----	-----	--------

Analyte	MS Result	MSD Result	SPK Val	SPKRef Val	MS %REC	MSD %REC	MS/MSD Limits	RPD	RPD Limit
TPH-Diesel (C10-C23)	41.8	42.4	40	1.160	102	103	70-130	1.39	30

**Surrogate Recovery**

C9	25.8	26.0	25		103	104	70-130	0.895	30
----	------	------	----	--	-----	-----	--------	-------	----

1534 Willow Pass Rd  
Pittsburg, CA 94565-1701  
(925) 252-9262

# CHAIN-OF-CUSTODY RECORD

WorkOrder: 1411965

ClientCode: TWRF

WaterTrax     WriteOn     EDF     Excel     EQuIS     Email     HardCopy     ThirdParty     J-flag

**Report to:**

Christina Rain  
Treadwell & Rollo  
555 Montgomery St., Suite 1300  
San Francisco, CA 94111  
(415) 955-5244    FAX: (415) 955-9041

Email: crain@Langan.com  
cc/3rd Party:  
PO:  
ProjectNo: #731637001; 3093 Broadway

**Bill to:**

Accounts Payable  
Treadwell & Rollo  
555 Montgomery St., Suite 1300  
San Francisco, CA 94111  
Langan\_InvoiceCapture@concur.solut

**Requested TAT:**

**5 days**

**Date Received: 11/21/2014**

**Date Printed: 11/21/2014**

Lab ID	Client ID	Matrix	Collection Date	Hold	Requested Tests (See legend below)											
					1	2	3	4	5	6	7	8	9	10	11	12
1411965-001	SV-9-14	Soil	11/17/2014 11:20	<input type="checkbox"/>	A	A										
1411965-002	SV-6-13.25	Soil	11/17/2014 12:15	<input type="checkbox"/>	A	A										
1411965-003	SV-1-20	Soil	11/17/2014 14:30	<input type="checkbox"/>	A	A										
1411965-004	SV-8-9	Soil	11/17/2014 13:06	<input type="checkbox"/>	A	A										
1411965-005	SV-5-17.25	Soil	11/18/2014 7:45	<input type="checkbox"/>	A	A										
1411965-006	SV-3-10.25	Soil	11/18/2014 10:20	<input type="checkbox"/>	A	A										
1411965-007	SV-7-7.25	Soil	11/18/2014 13:15	<input type="checkbox"/>	A	A										
1411965-008	SV-4-7.25	Soil	11/18/2014 14:12	<input type="checkbox"/>	A	A										
1411965-009	SV-12-9.25	Soil	11/18/2014 11:30	<input type="checkbox"/>	A	A										
1411965-010	SV-2-16	Soil	11/19/2014 15:40	<input type="checkbox"/>	A	A										
1411965-011	SV-11-23	Soil	11/19/2014 13:30	<input type="checkbox"/>	A	A										

**Test Legend:**

1	G-MBTEX_S	2	TPH(DMO)_S	3		4		5	
6		7		8		9		10	
11		12							

**Prepared by: Jena Alfaro**

**Comments:** SEND HARD COPY/ Always notify the PM when TAT is not going to bet met! JEL 9-9-14

NOTE: Soil samples are discarded 60 days after results are reported unless other arrangements are made (Water samples are 30 days). Hazardous samples will be returned to client or disposed of at client expense.



## WORK ORDER SUMMARY

**Client Name:** TREADWELL & ROLLO

**QC Level:** LEVEL 2

**Work Order:** 1411965

**Project:** #731637001; 3093 Broadway

**Client Contact:** Christina Rain

**Date Received:** 11/21/2014

**Comments:** SEND HARD COPY/ Always notify the PM when TAT is not going to bet met! JEL 9-9-14

**Contact's Email:** crain@Langan.com

WaterTrax   
  WriteOn   
  EDF   
  Excel   
  Fax   
 Email   
 HardCopy   
 ThirdParty   
 J-flag

Lab ID	Client ID	Matrix	Test Name	Containers /Composites	Bottle & Preservative	De-chlorinated	Collection Date & Time	TAT	Sediment Content	Hold	SubOut
1411965-001A	SV-9-14	Soil	SW8015B (Diesel & Motor Oil)	1	Stainless Steel tube 2"x6"	<input type="checkbox"/>	11/17/2014 11:20	5 days		<input type="checkbox"/>	
			SW8021B/8015Bm (G/MBTEX)			<input type="checkbox"/>		5 days			
1411965-002A	SV-6-13.25	Soil	SW8015B (Diesel & Motor Oil)	1	Stainless Steel tube 2"x6"	<input type="checkbox"/>	11/17/2014 12:15	5 days		<input type="checkbox"/>	
			SW8021B/8015Bm (G/MBTEX)			<input type="checkbox"/>		5 days			
1411965-003A	SV-1-20	Soil	SW8015B (Diesel & Motor Oil)	1	Stainless Steel tube 2"x6"	<input type="checkbox"/>	11/17/2014 14:30	5 days		<input type="checkbox"/>	
			SW8021B/8015Bm (G/MBTEX)			<input type="checkbox"/>		5 days			
1411965-004A	SV-8-9	Soil	SW8015B (Diesel & Motor Oil)	1	Stainless Steel tube 2"x6"	<input type="checkbox"/>	11/17/2014 13:06	5 days		<input type="checkbox"/>	
			SW8021B/8015Bm (G/MBTEX)			<input type="checkbox"/>		5 days			
1411965-005A	SV-5-17.25	Soil	SW8015B (Diesel & Motor Oil)	1	Stainless Steel tube 2"x6"	<input type="checkbox"/>	11/18/2014 7:45	5 days		<input type="checkbox"/>	
			SW8021B/8015Bm (G/MBTEX)			<input type="checkbox"/>		5 days			
1411965-006A	SV-3-10.25	Soil	SW8015B (Diesel & Motor Oil)	1	Stainless Steel tube 2"x6"	<input type="checkbox"/>	11/18/2014 10:20	5 days		<input type="checkbox"/>	
			SW8021B/8015Bm (G/MBTEX)			<input type="checkbox"/>		5 days			
1411965-007A	SV-7-7.25	Soil	SW8015B (Diesel & Motor Oil)	1	Stainless Steel tube 2"x6"	<input type="checkbox"/>	11/18/2014 13:15	5 days		<input type="checkbox"/>	
			SW8021B/8015Bm (G/MBTEX)			<input type="checkbox"/>		5 days			
1411965-008A	SV-4-7.25	Soil	SW8015B (Diesel & Motor Oil)	1	Stainless Steel tube 2"x6"	<input type="checkbox"/>	11/18/2014 14:12	5 days		<input type="checkbox"/>	
			SW8021B/8015Bm (G/MBTEX)			<input type="checkbox"/>		5 days			
1411965-009A	SV-12-9.25	Soil	SW8015B (Diesel & Motor Oil)	1	Stainless Steel tube 2"x6"	<input type="checkbox"/>	11/18/2014 11:30	5 days		<input type="checkbox"/>	

**\* NOTE: STLC and TCLP extractions require 2 days to complete; therefore, all TATs begin after the extraction is completed (i.e., One-day TAT yields results in 3 days from sample submission).**



## WORK ORDER SUMMARY

**Client Name:** TREADWELL & ROLLO

**QC Level:** LEVEL 2

**Work Order:** 1411965

**Project:** #731637001; 3093 Broadway

**Client Contact:** Christina Rain

**Date Received:** 11/21/2014

**Comments:** SEND HARD COPY/ Always notify the PM when TAT is not going to bet met! JEL 9-9-14

**Contact's Email:** crain@Langan.com

WaterTrax   
  WriteOn   
  EDF   
  Excel   
  Fax   
 Email   
 HardCopy   
 ThirdParty   
 J-flag

Lab ID	Client ID	Matrix	Test Name	Containers /Composites	Bottle & Preservative	De-chlorinated	Collection Date & Time	TAT	Sediment Content	Hold	SubOut
1411965-009A	SV-12-9.25	Soil	SW8021B/8015Bm (G/MBTEX)	1	Stainless Steel tube 2"x6"	<input type="checkbox"/>	11/18/2014 11:30	5 days		<input type="checkbox"/>	
1411965-010A	SV-2-16	Soil	SW8015B (Diesel & Motor Oil)	1	Stainless Steel tube 2"x6"	<input type="checkbox"/>	11/19/2014 15:40	5 days		<input type="checkbox"/>	
			SW8021B/8015Bm (G/MBTEX)			<input type="checkbox"/>		5 days		<input type="checkbox"/>	
1411965-011A	SV-11-23	Soil	SW8015B (Diesel & Motor Oil)	1	Stainless Steel tube 2"x6"	<input type="checkbox"/>	11/19/2014 13:30	5 days		<input type="checkbox"/>	
			SW8021B/8015Bm (G/MBTEX)			<input type="checkbox"/>		5 days		<input type="checkbox"/>	

**\* NOTE: STLC and TCLP extractions require 2 days to complete; therefore, all TATs begin after the extraction is completed (i.e., One-day TAT yields results in 3 days from sample submission).**

# CHAIN OF CUSTODY RECORD

411965

- 555 Montgomery Street, Suite 1300, San Francisco, CA 94111 Ph: 415.955.9040/Fax: 415.955.9041
- 501 14th Street, Third Floor, Oakland CA 94612 Ph: 510.874.4500/Fax: 510.874.4507
- 777 Campus Commons Road, Suite 200, Sacramento, CA 95825 Ph: 916.565.7412/Fax: 916.565.7413

Site Name: 3093 BROADWAY  
 Job Number: 731637001  
 Project Manager/Contact: C RAIN  
 Samplers: C RAIN & A COAKLEY  
 Recorder (Signature Required): C Rain

Turnaround  
Time  
STD

Field Sample Identification No.	Date	Time	Lab Sample No.	Matrix			No. Containers & Preservative					Analysis Requested		Silica gel clean-up	Hold	Remarks	
				Soil	Water	Other	HCL	H <sub>2</sub> SO <sub>4</sub>	HNO <sub>3</sub>	Ice	Other						
SV-9-14	11/7/14	1120		X							X						
SV-6-13.25	11/7/14	1215		X							X						
SV-1-20	11/7/14	1430		X							X						
SV-8-9	11/7/14	1306		X							X						
SV-5-17.25	11/8/14	0745		X							X						
SV-3-10.25	11/8/14	1020		X							X						
SV-7-7.25	11/8/14	1315		X							X						
SV-4-7.25	11/18/14	14.12		X							X						
SV-12-9.25	11/18/14	11.30		X							X						
SV-2-16	11/19/14	15.40		X							X						
SV-11-23	11/19/14	13.30		X							X						
ICE 11/4/5 GOOD CONDITION HEAD SPACE ABSENT DECHLORINATED IN LAB VOAS (O & G) METALS OTHER																	
Relinquished by: (Signature) <u>C Rain</u>				Date	<u>11/21/14</u>	Time	<u>1337</u>	Received by: (Signature) <u>[Signature]</u>				Date	<u>11-21-14</u>	Time	<u>1345</u>		
Relinquished by: (Signature) <u>[Signature]</u>				Date	<u>11-21-14</u>	Time	<u>1830</u>	Received by: (Signature) <u>[Signature]</u>				Date	<u>11/21/14</u>	Time	<u>1830</u>		
Relinquished by: (Signature) _____				Date	_____	Time	_____	Received by Lab: (Signature) _____				Date	_____	Time	_____		
Sent to Laboratory (Name): _____								Method of Shipment									
Laboratory Comments/Notes: _____								<input type="checkbox"/> Lab courier <input type="checkbox"/> Fed Ex <input type="checkbox"/> Airborne <input type="checkbox"/> UPS <input type="checkbox"/> Hand Carried <input type="checkbox"/> Private Courier (Co. Name) _____									

White Copy - Original

Yellow Copy - Laboratory

Pink Copy - Field

COC Number: \_\_\_\_\_



### Sample Receipt Checklist

Client Name: **Treadwell & Rollo** Date and Time Received: **11/21/2014 7:59:35 PM**  
 Project Name: **#731637001; 3093 Broadway** LogIn Reviewed by: **Jena Alfaro**  
 WorkOrder No: **1411965** Matrix: Soil Carrier: Bernie Cummins (MAI Courier)

**Chain of Custody (COC) Information**

Chain of custody present? Yes  No   
 Chain of custody signed when relinquished and received? Yes  No   
 Chain of custody agrees with sample labels? Yes  No   
 Sample IDs noted by Client on COC? Yes  No   
 Date and Time of collection noted by Client on COC? Yes  No   
 Sampler's name noted on COC? Yes  No

**Sample Receipt Information**

Custody seals intact on shipping container/cooler? Yes  No  NA   
 Shipping container/cooler in good condition? Yes  No   
 Samples in proper containers/bottles? Yes  No   
 Sample containers intact? Yes  No   
 Sufficient sample volume for indicated test? Yes  No

**Sample Preservation and Hold Time (HT) Information**

All samples received within holding time? Yes  No   
 Sample/Temp Blank temperature Temp: 4.5°C NA   
 Water - VOA vials have zero headspace / no bubbles? Yes  No  NA   
 Sample labels checked for correct preservation? Yes  No   
 pH acceptable upon receipt (Metal: <2; 522: <4; 218.7: >8)? Yes  No  NA   
 Samples Received on Ice? Yes  No

(Ice Type: WET ICE )

**UCMR3 Samples:**

Total Chlorine tested and acceptable upon receipt for EPA 522? Yes  No  NA   
 Free Chlorine tested and acceptable upon receipt for EPA 218.7, 300.1, 537, 539? Yes  No  NA

\* NOTE: If the "No" box is checked, see comments below.

-----  
 Comments:





# McC Campbell Analytical, Inc.

"When Quality Counts"

## Analytical Report

**WorkOrder:** 1411971

**Report Created for:** Treadwell & Rollo  
555 Montgomery St., Suite 1300  
San Francisco, CA 94111

**Project Contact:** Christina Rain

**Project P.O.:**

**Project Name:** #731637001; 3093 Broadway

**Project Received:** 11/21/2014

Analytical Report reviewed & approved for release on 12/01/2014 by:

*Question about  
your data?*

[Click here to email  
McC Campbell](#)

Angela Rydelius,  
Laboratory Manager

***The report shall not be reproduced except in full, without the written approval of the laboratory. The analytical results relate only to the items tested. Results reported conform to the most current NELAP standards, where applicable, unless otherwise stated in the case narrative.***





## Glossary of Terms & Qualifier Definitions

**Client:** Treadwell & Rollo  
**Project:** #731637001; 3093 Broadway  
**WorkOrder:** 1411971

### Glossary Abbreviation

95% Interval	95% Confident Interval
DF	Dilution Factor
DUP	Duplicate
EDL	Estimated Detection Limit
ITEF	International Toxicity Equivalence Factor
LCS	Laboratory Control Sample
MB	Method Blank
MB % Rec	% Recovery of Surrogate in Method Blank, if applicable
MDL	Method Detection Limit
ML	Minimum Level of Quantitation
MS	Matrix Spike
MSD	Matrix Spike Duplicate
ND	Not detected at or above the indicated MDL or RL
NR	Data Not Reported due to matrix interference or insufficient sample amount.
PF	Prep Factor
RD	Relative Difference
RL	Reporting Limit (The RL is the lowest calibration standard in a multipoint calibration.)
RPD	Relative Percent Deviation
RRT	Relative Retention Time
SPK Val	Spike Value
SPKRef Val	Spike Reference Value
TEQ	Toxicity Equivalence

### Analytical Qualifiers

H	samples were analyzed out of holding time
d1	weakly modified or unmodified gasoline is significant
e2	diesel range compounds are significant; no recognizable pattern
e3	aged diesel is significant
e4	gasoline range compounds are significant.





## Analytical Report

**Client:** Treadwell & Rollo  
**Project:** #731637001; 3093 Broadway  
**Date Received:** 11/21/14 20:47  
**Date Prepared:** 11/22/14-11/24/14

**WorkOrder:** 1411971  
**Extraction Method:** E300.1  
**Analytical Method:** E300.1  
**Unit:** mg/L

### Inorganic Anions by IC

Client ID	Lab ID	Matrix/ExtType	Date Collected	Instrument	Batch ID
MW-9-111914	1411971-001G	Water	11/19/2014 10:40	IC3	98136

Analytes	Result	Qualifiers	RL	DF	Date Analyzed
Nitrate as N	ND	H	0.10	1	11/22/2014 18:14
Nitrate as NO <sub>3</sub> <sup>-</sup>	ND	H	0.45	1	11/22/2014 18:14
Sulfate	110		10	100	11/24/2014 12:54

Surrogates	REC (%)	Limits
Formate	106	90-115

Analyst(s): AE

Client ID	Lab ID	Matrix/ExtType	Date Collected	Instrument	Batch ID
MW-6-111914	1411971-002G	Water	11/19/2014 14:14	IC3	98136

Analytes	Result	Qualifiers	RL	DF	Date Analyzed
Nitrate as N	ND	H	0.10	1	11/22/2014 18:53
Nitrate as NO <sub>3</sub> <sup>-</sup>	ND	H	0.45	1	11/22/2014 18:53
Sulfate	9.1		1.0	10	11/22/2014 21:26

Surrogates	REC (%)	Limits
Formate	107	90-115

Analyst(s): AE

Client ID	Lab ID	Matrix/ExtType	Date Collected	Instrument	Batch ID
MW-1-111914	1411971-003G	Water	11/19/2014 08:05	IC3	98136

Analytes	Result	Qualifiers	RL	DF	Date Analyzed
Nitrate as N	ND	H	0.10	1	11/22/2014 19:31
Nitrate as NO <sub>3</sub> <sup>-</sup>	ND	H	0.45	1	11/22/2014 19:31
Sulfate	0.73		0.10	1	11/22/2014 19:31

Surrogates	REC (%)	Limits
Formate	104	90-115

Analyst(s): AE

(Cont.)



# Analytical Report

**Client:** Treadwell & Rollo  
**Project:** #731637001; 3093 Broadway  
**Date Received:** 11/21/14 20:47  
**Date Prepared:** 11/22/14-11/24/14

**WorkOrder:** 1411971  
**Extraction Method:** E300.1  
**Analytical Method:** E300.1  
**Unit:** mg/L

## Inorganic Anions by IC

Client ID	Lab ID	Matrix/ExtType	Date Collected	Instrument	Batch ID
MW-3-111914	1411971-004G	Water	11/19/2014 16:52	IC3	98136

Analytes	Result	Qualifiers	RL	DF	Date Analyzed
Nitrate as N	1.3	H	0.10	1	11/22/2014 20:10
Nitrate as NO3 <sup>-</sup>	5.6	H	0.45	1	11/22/2014 20:10
Sulfate	140		10	100	11/24/2014 15:15

Surrogates	REC (%)	Limits
Formate	106	90-115

Analyst(s): AE



## Analytical Report

**Client:** Treadwell & Rollo  
**Project:** #731637001; 3093 Broadway  
**Date Received:** 11/21/14 20:47  
**Date Prepared:** 11/24/14

**WorkOrder:** 1411971  
**Extraction Method:** SM2320B  
**Analytical Method:** SM2320B  
**Unit:** mg CaCO<sub>3</sub>/L

### Total & Speciated Alkalinity as Calcium Carbonate

Client ID	Lab ID	Matrix/ExtType	Date Collected	Instrument	Batch ID
MW-9-111914	1411971-001F	Water	11/19/2014 10:40	Titrimo	98192

Analytes	Result	RL	DF	Date Analyzed
Total	234	1.00	1	11/24/2014 13:50
Carbonate	ND	1.00	1	11/24/2014 13:50
Bicarbonate	234	1.00	1	11/24/2014 13:50
Hydroxide	ND	1.00	1	11/24/2014 13:50

Analyst(s): HN

Client ID	Lab ID	Matrix/ExtType	Date Collected	Instrument	Batch ID
MW-6-111914	1411971-002F	Water	11/19/2014 14:14	Titrimo	98192

Analytes	Result	RL	DF	Date Analyzed
Total	462	1.00	1	11/24/2014 14:01
Carbonate	ND	1.00	1	11/24/2014 14:01
Bicarbonate	462	1.00	1	11/24/2014 14:01
Hydroxide	ND	1.00	1	11/24/2014 14:01

Analyst(s): HN

Client ID	Lab ID	Matrix/ExtType	Date Collected	Instrument	Batch ID
MW-1-111914	1411971-003F	Water	11/19/2014 08:05	Titrimo	98192

Analytes	Result	RL	DF	Date Analyzed
Total	501	1.00	1	11/24/2014 14:13
Carbonate	ND	1.00	1	11/24/2014 14:13
Bicarbonate	501	1.00	1	11/24/2014 14:13
Hydroxide	ND	1.00	1	11/24/2014 14:13

Analyst(s): HN

(Cont.)



# Analytical Report

**Client:** Treadwell & Rollo  
**Project:** #731637001; 3093 Broadway  
**Date Received:** 11/21/14 20:47  
**Date Prepared:** 11/24/14

**WorkOrder:** 1411971  
**Extraction Method:** SM2320B  
**Analytical Method:** SM2320B  
**Unit:** mg CaCO<sub>3</sub>/L

## Total & Speciated Alkalinity as Calcium Carbonate

Client ID	Lab ID	Matrix/ExtType	Date Collected	Instrument	Batch ID
MW-3-111914	1411971-004F	Water	11/19/2014 16:52	Titrimo	98192

Analytes	Result	RL	DF	Date Analyzed
Total	220	1.00	1	11/24/2014 14:21
Carbonate	ND	1.00	1	11/24/2014 14:21
Bicarbonate	220	1.00	1	11/24/2014 14:21
Hydroxide	ND	1.00	1	11/24/2014 14:21

Analyst(s): HN



## Analytical Report

**Client:** Treadwell & Rollo  
**Project:** #731637001; 3093 Broadway  
**Date Received:** 11/21/14 20:47  
**Date Prepared:** 11/21/14

**WorkOrder:** 1411971  
**Extraction Method:** E200.8  
**Analytical Method:** E200.8  
**Unit:** µg/L

### Metals

Client ID	Lab ID	Matrix/ExtType	Date Collected	Instrument	Batch ID
MW-9-111914	1411971-001H	Water/TOTAL	11/19/2014 10:40	ICP-MS2	98123

<u>Analytes</u>	<u>Result</u>	<u>RL</u>	<u>DF</u>	<u>Date Analyzed</u>
Iron	1300	20	1	11/25/2014 05:24
Manganese	580	20	1	11/25/2014 05:24

<u>Surrogates</u>	<u>REC (%)</u>	<u>Limits</u>
Tb 350.917	94	70-130

Analyst(s): DB

Client ID	Lab ID	Matrix/ExtType	Date Collected	Instrument	Batch ID
MW-6-111914	1411971-002H	Water/TOTAL	11/19/2014 14:14	ICP-MS2	98123

<u>Analytes</u>	<u>Result</u>	<u>RL</u>	<u>DF</u>	<u>Date Analyzed</u>
Iron	6000	20	1	11/25/2014 05:30
Manganese	4400	20	1	11/25/2014 05:30

<u>Surrogates</u>	<u>REC (%)</u>	<u>Limits</u>
Tb 350.917	91	70-130

Analyst(s): DB

Client ID	Lab ID	Matrix/ExtType	Date Collected	Instrument	Batch ID
MW-1-111914	1411971-003H	Water/TOTAL	11/19/2014 08:05	ICP-MS2	98123

<u>Analytes</u>	<u>Result</u>	<u>RL</u>	<u>DF</u>	<u>Date Analyzed</u>
Iron	16,000	200	10	11/25/2014 05:37
Manganese	9800	200	10	11/25/2014 05:37

<u>Surrogates</u>	<u>REC (%)</u>	<u>Limits</u>
Tb 350.917	94	70-130

Analyst(s): DB

(Cont.)



# Analytical Report

**Client:** Treadwell & Rollo  
**Project:** #731637001; 3093 Broadway  
**Date Received:** 11/21/14 20:47  
**Date Prepared:** 11/21/14

**WorkOrder:** 1411971  
**Extraction Method:** E200.8  
**Analytical Method:** E200.8  
**Unit:** µg/L

## Metals

Client ID	Lab ID	Matrix/ExtType	Date Collected	Instrument	Batch ID
MW-3-111914	1411971-004H	Water/TOTAL	11/19/2014 16:52	ICP-MS2	98123

Analytes	Result	RL	DF	Date Analyzed
Iron	3000	20	1	11/25/2014 05:43
Manganese	59	20	1	11/25/2014 05:43

Surrogates	REC (%)	Limits	Date Analyzed
Tb 350.917	94	70-130	11/25/2014 05:43

**Analyst(s):** DB



## Analytical Report

**Client:** Treadwell & Rollo  
**Project:** #731637001; 3093 Broadway  
**Date Received:** 11/21/14 20:47  
**Date Prepared:** 11/25/14

**WorkOrder:** 1411971  
**Extraction Method:** SW5030B  
**Analytical Method:** SW8021B/8015Bm  
**Unit:** µg/L

### Gasoline Range (C6-C12) Volatile Hydrocarbons as Gasoline with BTEX and MTBE

Client ID	Lab ID	Matrix/ExtType	Date Collected	Instrument	Batch ID
MW-9-111914	1411971-001A	Water	11/19/2014 10:40	GC3	98210

Analytes	Result	RL	DF	Date Analyzed
TPH(g)	<b>240</b>	50	1	11/25/2014 04:23
MTBE	ND	5.0	1	11/25/2014 04:23
Benzene	<b>4.5</b>	0.50	1	11/25/2014 04:23
Toluene	<b>2.2</b>	0.50	1	11/25/2014 04:23
Ethylbenzene	ND	0.50	1	11/25/2014 04:23
Xylenes	<b>6.2</b>	0.50	1	11/25/2014 04:23

Surrogates	REC (%)	Limits	Analytical Comments: d1
aaa-TFT_2	115	70-130	11/25/2014 04:23

Analyst(s): IA

Client ID	Lab ID	Matrix/ExtType	Date Collected	Instrument	Batch ID
MW-6-111914	1411971-002A	Water	11/19/2014 14:14	GC3	98210

Analytes	Result	RL	DF	Date Analyzed
TPH(g)	<b>20,000</b>	2500	50	11/25/2014 07:47
MTBE	ND	250	50	11/25/2014 07:47
Benzene	<b>3500</b>	25	50	11/25/2014 07:47
Toluene	<b>400</b>	25	50	11/25/2014 07:47
Ethylbenzene	<b>900</b>	25	50	11/25/2014 07:47
Xylenes	<b>970</b>	25	50	11/25/2014 07:47

Surrogates	REC (%)	Limits	Analytical Comments: d1
aaa-TFT_2	104	70-130	11/25/2014 07:47

Analyst(s): IA



# Analytical Report

**Client:** Treadwell & Rollo  
**Project:** #731637001; 3093 Broadway  
**Date Received:** 11/21/14 20:47  
**Date Prepared:** 11/25/14

**WorkOrder:** 1411971  
**Extraction Method:** SW5030B  
**Analytical Method:** SW8021B/8015Bm  
**Unit:** µg/L

## Gasoline Range (C6-C12) Volatile Hydrocarbons as Gasoline with BTEX and MTBE

Client ID	Lab ID	Matrix/ExtType	Date Collected	Instrument	Batch ID
MW-1-111914	1411971-003A	Water	11/19/2014 08:05	GC3	98210

Analytes	Result	RL	DF	Date Analyzed
TPH(g)	68,000	2500	50	11/25/2014 08:16
MTBE	ND	250	50	11/25/2014 08:16
Benzene	5700	25	50	11/25/2014 08:16
Toluene	4100	25	50	11/25/2014 08:16
Ethylbenzene	680	25	50	11/25/2014 08:16
Xylenes	13,000	25	50	11/25/2014 08:16

Surrogates	REC (%)	Limits	Analytical Comments: d1	Date Analyzed
aaa-TFT_2	107	70-130		11/25/2014 08:16

Analyst(s): IA

Client ID	Lab ID	Matrix/ExtType	Date Collected	Instrument	Batch ID
MW-3-111914	1411971-004A	Water	11/19/2014 16:52	GC3	98210

Analytes	Result	RL	DF	Date Analyzed
TPH(g)	ND	50	1	11/25/2014 04:52
MTBE	ND	5.0	1	11/25/2014 04:52
Benzene	0.63	0.50	1	11/25/2014 04:52
Toluene	ND	0.50	1	11/25/2014 04:52
Ethylbenzene	ND	0.50	1	11/25/2014 04:52
Xylenes	1.0	0.50	1	11/25/2014 04:52

Surrogates	REC (%)	Limits	Date Analyzed
aaa-TFT_2	106	70-130	11/25/2014 04:52

Analyst(s): IA





## Analytical Report

**Client:** Treadwell & Rollo  
**Project:** #731637001; 3093 Broadway  
**Date Received:** 11/21/14 20:47  
**Date Prepared:** 11/26/14

**WorkOrder:** 1411971  
**Extraction Method:** RSK175  
**Analytical Method:** RSK175  
**Unit:** µg/L

### Light Gases

Client ID	Lab ID	Matrix/ExtType	Date Collected	Instrument	Batch ID
MW-9-111914	1411971-001C	Water/DISS.	11/19/2014 10:40	GC26	98323

Analytes	Result	RL	DF	Date Analyzed
Methane	47	0.10	1	11/26/2014 12:02

Analyst(s): KBO

Client ID	Lab ID	Matrix/ExtType	Date Collected	Instrument	Batch ID
MW-6-111914	1411971-002C	Water/DISS.	11/19/2014 14:14	GC26	98323

Analytes	Result	RL	DF	Date Analyzed
Methane	510	0.50	5	11/26/2014 12:36

Analyst(s): KBO

Client ID	Lab ID	Matrix/ExtType	Date Collected	Instrument	Batch ID
MW-1-111914	1411971-003C	Water/DISS.	11/19/2014 08:05	GC26	98323

Analytes	Result	RL	DF	Date Analyzed
Methane	4300	10	100	11/26/2014 13:21

Analyst(s): KBO

Client ID	Lab ID	Matrix/ExtType	Date Collected	Instrument	Batch ID
MW-3-111914	1411971-004C	Water/DISS.	11/19/2014 16:52	GC26	98323

Analytes	Result	RL	DF	Date Analyzed
Methane	0.37	0.10	1	11/26/2014 10:51

Analyst(s): KBO



## Analytical Report

**Client:** Treadwell & Rollo  
**Project:** #731637001; 3093 Broadway  
**Date Received:** 11/21/14 20:47  
**Date Prepared:** 11/25/14

**WorkOrder:** 1411971  
**Extraction Method:** SM2540C  
**Analytical Method:** SM2540C  
**Unit:** mg/L

### Total Dissolved Solids

Client ID	Lab ID	Matrix/ExtType	Date Collected	Instrument	Batch ID
MW-9-111914	1411971-001E	Water	11/19/2014 10:40	WetChem	98267

Analytes	Result	RL	DF	Date Analyzed
Total Dissolved Solids	497	10.0	1	11/25/2014 20:35

Analyst(s): AL

Client ID	Lab ID	Matrix/ExtType	Date Collected	Instrument	Batch ID
MW-6-111914	1411971-002E	Water	11/19/2014 14:14	WetChem	98267

Analytes	Result	RL	DF	Date Analyzed
Total Dissolved Solids	570	10.0	1	11/25/2014 20:40

Analyst(s): AL

Client ID	Lab ID	Matrix/ExtType	Date Collected	Instrument	Batch ID
MW-1-111914	1411971-003E	Water	11/19/2014 08:05	WetChem	98267

Analytes	Result	RL	DF	Date Analyzed
Total Dissolved Solids	660	10.0	1	11/25/2014 20:45

Analyst(s): AL

Client ID	Lab ID	Matrix/ExtType	Date Collected	Instrument	Batch ID
MW-3-111914	1411971-004E	Water	11/19/2014 16:52	WetChem	98267

Analytes	Result	RL	DF	Date Analyzed
Total Dissolved Solids	534	10.0	1	11/25/2014 20:50

Analyst(s): AL



## Analytical Report

**Client:** Treadwell & Rollo  
**Project:** #731637001; 3093 Broadway  
**Date Received:** 11/21/14 20:47  
**Date Prepared:** 11/24/14-11/25/14

**WorkOrder:** 1411971  
**Extraction Method:** E415.3  
**Analytical Method:** E415.3  
**Unit:** mg/L

### Total Organic Carbon (TOC) reported as NPOC

Client ID	Lab ID	Matrix/ExtType	Date Collected	Instrument	Batch ID
MW-9-111914	1411971-001D	Water	11/19/2014 10:40	TOC_SHIMADZU	98208

<u>Analytes</u>	<u>Result</u>	<u>RL</u>	<u>DF</u>	<u>Date Analyzed</u>
TOC	6.0	0.30	1	11/24/2014 23:14

Analyst(s): AV

Client ID	Lab ID	Matrix/ExtType	Date Collected	Instrument	Batch ID
MW-6-111914	1411971-002D	Water	11/19/2014 14:14	TOC_SHIMADZU	98208

<u>Analytes</u>	<u>Result</u>	<u>RL</u>	<u>DF</u>	<u>Date Analyzed</u>
TOC	21	0.30	1	11/24/2014 23:41

Analyst(s): AV

Client ID	Lab ID	Matrix/ExtType	Date Collected	Instrument	Batch ID
MW-1-111914	1411971-003D	Water	11/19/2014 08:05	TOC_SHIMADZU	98208

<u>Analytes</u>	<u>Result</u>	<u>RL</u>	<u>DF</u>	<u>Date Analyzed</u>
TOC	73	0.30	1	11/25/2014 00:19

Analyst(s): AV

Client ID	Lab ID	Matrix/ExtType	Date Collected	Instrument	Batch ID
MW-3-111914	1411971-004D	Water	11/19/2014 16:52	TOC_SHIMADZU	98208

<u>Analytes</u>	<u>Result</u>	<u>RL</u>	<u>DF</u>	<u>Date Analyzed</u>
TOC	3.0	0.30	1	11/24/2014 19:46

Analyst(s): AV



## Analytical Report

**Client:** Treadwell & Rollo  
**Project:** #731637001; 3093 Broadway  
**Date Received:** 11/21/14 20:47  
**Date Prepared:** 11/21/14

**WorkOrder:** 1411971  
**Extraction Method:** SW3510C  
**Analytical Method:** SW8015B  
**Unit:** µg/L

### Total Extractable Petroleum Hydrocarbons

Client ID	Lab ID	Matrix/ExtType	Date Collected	Instrument	Batch ID
MW-9-111914	1411971-001B	Water	11/19/2014 10:40	GC6B	98087

Analytes	Result	RL	DF	Date Analyzed
TPH-Diesel (C10-C23)	83	50	1	11/25/2014 23:22
Surrogates	REC (%)	Limits	Analytical Comments: e2	
C9	81	70-130	11/25/2014 23:22	

Analyst(s): TK

Client ID	Lab ID	Matrix/ExtType	Date Collected	Instrument	Batch ID
MW-6-111914	1411971-002B	Water	11/19/2014 14:14	GC2B	98087

Analytes	Result	RL	DF	Date Analyzed
TPH-Diesel (C10-C23)	3200	1000	20	11/26/2014 07:47
Surrogates	REC (%)	Limits	Analytical Comments: e4	
C9	116	70-130	11/26/2014 07:47	

Analyst(s): TK

Client ID	Lab ID	Matrix/ExtType	Date Collected	Instrument	Batch ID
MW-1-111914	1411971-003B	Water	11/19/2014 08:05	GC2B	98087

Analytes	Result	RL	DF	Date Analyzed
TPH-Diesel (C10-C23)	9900	1000	20	11/26/2014 09:03
Surrogates	REC (%)	Limits	Analytical Comments: e4	
C9	116	70-130	11/26/2014 09:03	

Analyst(s): TK

Client ID	Lab ID	Matrix/ExtType	Date Collected	Instrument	Batch ID
MW-3-111914	1411971-004B	Water	11/19/2014 16:52	GC6B	98087

Analytes	Result	RL	DF	Date Analyzed
TPH-Diesel (C10-C23)	52	50	1	11/26/2014 00:33
Surrogates	REC (%)	Limits	Analytical Comments: e3	
C9	82	70-130	11/26/2014 00:33	

Analyst(s): TK



# Quality Control Report

**Client:** Treadwell & Rollo  
**Date Prepared:** 11/21/14  
**Date Analyzed:** 11/22/14  
**Instrument:** IC3  
**Matrix:** Water  
**Project:** #731637001; 3093 Broadway

**WorkOrder:** 1411971  
**BatchID:** 98136  
**Extraction Method:** E300.1  
**Analytical Method:** E300.1  
**Unit:** mg/L  
**Sample ID:** MB/LCS-98136  
 1411943-001FMS/MSD

## QC Summary Report for E300.1

Analyte	MB Result	LCS Result	RL	SPK Val	MB SS %REC	LCS %REC	LCS Limits
Nitrate as N	ND	0.982	0.10	1	-	98	85-115
Nitrate as NO <sub>3</sub> <sup>-</sup>	ND	4.35	0.45	4.4	-	99	85-115
Sulfate	ND	1.08	0.10	1	-	108	85-115
<b>Surrogate Recovery</b>							
Formate	0.105	0.106		0.10	105	106	90-115

Analyte	MS Result	MSD Result	SPK Val	SPKRef Val	MS %REC	MSD %REC	MS/MSD Limits	RPD	RPD Limit
Nitrate as N	NR	NR	1	14.35	NR	NR	85-115	NR	15
Nitrate as NO <sub>3</sub> <sup>-</sup>	NR	NR	4.4	63.54	NR	NR	85-115	NR	15
Sulfate	NR	NR	1	46	NR	NR	85-115	NR	15
<b>Surrogate Recovery</b>									
Formate	0.108	0.108	0.10		109	108	90-115	0.197	10



# Quality Control Report

**Client:** Treadwell & Rollo

**WorkOrder:** 1411971

**Date Prepared:** 11/24/14

**BatchID:** 98192

**Date Analyzed:** 11/24/14

**Extraction Method:** SM2320B

**Instrument:** Titrino

**Analytical Method:** SM2320B

**Matrix:** Water

**Test Method:** SM2320B (Alkalinity)

**Project:** #731637001; 3093 Broadway

## QC Summary Report for Alkalinity

Lab ID	Analyte	Reporting Units	Sample Result	Sample DF	Dup / Serial Dilution Result	Dup / Serial Dilution DF	RPD	Acceptance Criteria (%)
1411971-001F	Total	mg CaCO <sub>3</sub> /L	234	1	236	1	0.991	<20
1411971-002F	Total	mg CaCO <sub>3</sub> /L	462	1	462	1	0.0433	<20
1411971-003F	Total	mg CaCO <sub>3</sub> /L	501	1	500	1	0.0539	<20
1411971-004F	Total	mg CaCO <sub>3</sub> /L	220	1	220	1	0.15	<20



## Quality Control Report

**Client:** Treadwell & Rollo  
**Date Prepared:** 11/21/14  
**Date Analyzed:** 11/24/14  
**Instrument:** ICP-MS1  
**Matrix:** Water  
**Project:** #731637001; 3093 Broadway

**WorkOrder:** 1411971  
**BatchID:** 98123  
**Extraction Method:** E200.8  
**Analytical Method:** E200.8  
**Unit:** µg/L  
**Sample ID:** MB/LCS-98123  
 1411930-001CMS/MSD

### QC Summary Report for E200.8

Analyte	MB Result	LCS Result	RL	SPK Val	MB SS %REC	LCS %REC	LCS Limits
Iron	ND	500	20	500	-	100	85-115
Manganese	ND	512	20	500	-	102	85-115
<b>Surrogate Recovery</b>							
Tb 350.917	695	682		750	93	91	70-130

Analyte	MS Result	MSD Result	SPK Val	SPKRef Val	MS %REC	MSD %REC	MS/MSD Limits	RPD	RPD Limit
Iron	NR	NR		16000	NR	NR	-	NR	
Manganese	NR	NR		600	NR	NR	-	NR	
<b>Surrogate Recovery</b>									
Tb 350.917	NR	NR			NR	NR	-	NR	



# Quality Control Report

**Client:** Treadwell & Rollo  
**Date Prepared:** 11/24/14  
**Date Analyzed:** 11/24/14  
**Instrument:** GC3  
**Matrix:** Water  
**Project:** #731637001; 3093 Broadway

**WorkOrder:** 1411971  
**BatchID:** 98210  
**Extraction Method:** SW5030B  
**Analytical Method:** SW8021B/8015Bm  
**Unit:** µg/L  
**Sample ID:** MB/LCS-98210  
 1411975-002AMS/MSD

## QC Summary Report for SW8021B/8015Bm

Analyte	MB Result	LCS Result	RL	SPK Val	MB SS %REC	LCS %REC	LCS Limits
TPH(btex)	ND	67.6	40	60	-	113	70-130
MTBE	ND	10.1	5.0	10	-	101	70-130
Benzene	ND	10.5	0.50	10	-	105	70-130
Toluene	ND	10.5	0.50	10	-	105	70-130
Ethylbenzene	ND	10.5	0.50	10	-	105	70-130
Xylenes	ND	31.8	0.50	30	-	106	70-130

**Surrogate Recovery**

aaa-TFT_2	10.2	9.62		10	102	96	70-130
-----------	------	------	--	----	-----	----	--------

Analyte	MS Result	MSD Result	SPK Val	SPKRef Val	MS %REC	MSD %REC	MS/MSD Limits	RPD	RPD Limit
TPH(btex)	56.3	58.7	60	ND	94	98	70-130	4.16	20
MTBE	8.95	8.52	10	ND	85	81	70-130	4.89	20
Benzene	10.9	10.8	10	ND	109	108	70-130	0.917	20
Toluene	10.8	10.7	10	ND	108	107	70-130	0.883	20
Ethylbenzene	10.6	10.7	10	ND	106	107	70-130	0.940	20
Xylenes	32.0	32.3	30	ND	107	108	70-130	0.973	20

**Surrogate Recovery**

aaa-TFT_2	10.6	10.2	10		106	102	70-130	2.98	20
-----------	------	------	----	--	-----	-----	--------	------	----





## Quality Control Report

**Client:** Treadwell & Rollo  
**Date Prepared:** 11/26/14  
**Date Analyzed:** 11/26/14  
**Instrument:** GC26  
**Matrix:** Air  
**Project:** #731637001; 3093 Broadway

**WorkOrder:** 1411971  
**BatchID:** 98323  
**Extraction Method:** RSK175  
**Analytical Method:** RSK175  
**Unit:** µL/L  
**Sample ID:** MB/LCS-98323

---

### QC Summary Report for RSK175

---

Analyte	MB Result	LCS Result	RL	SPK Val	MB SS %REC	LCS %REC	LCS Limits
Methane	ND	11.1	0.50	10	-	111	70-130

---



# Quality Control Report

**Client:** Treadwell & Rollo  
**Date Prepared:** 11/25/14  
**Date Analyzed:** 11/25/14  
**Instrument:** WetChem  
**Matrix:** Water  
**Project:** #731637001; 3093 Broadway

**WorkOrder:** 1411971  
**BatchID:** 98267  
**Extraction Method:** SM2540C  
**Analytical Method:** SM2540C  
**Unit:** mg/L

## QC Summary Report for Total Dissolved Solids

SampleID	Sample Result	Sample DF	Dup / Serial Dilution Result	Dup / Serial Dilution DF	RPD	Acceptance Criteria (%)
1411912-001F	1250	1	1230	2	1.61	<20



## Quality Control Report

**Client:** Treadwell & Rollo  
**Date Prepared:** 11/24/14  
**Date Analyzed:** 11/24/14  
**Instrument:** TOC\_SHIMADZU  
**Matrix:** Water  
**Project:** #731637001; 3093 Broadway

**WorkOrder:** 1411971  
**BatchID:** 98208  
**Extraction Method:** E415.3  
**Analytical Method:** E415.3  
**Unit:** mg/L  
**Sample ID:** MB/LCS-98208  
 1411971-004DMS/MSD

### QC Summary Report for E415.3

Analyte	MB Result	LCS Result	RL	SPK Val	MB SS %REC	LCS %REC	LCS Limits
TOC	ND	49.4	0.30	50	-	99	80-120

Analyte	MS Result	MSD Result	SPK Val	SPKRef Val	MS %REC	MSD %REC	MS/MSD Limits	RPD	RPD Limit
TOC	50.9	51.7	50	2.995	96	97	70-130	1.52	20



## Quality Control Report

**Client:** Treadwell & Rollo  
**Date Prepared:** 11/20/14  
**Date Analyzed:** 11/21/14  
**Instrument:** GC2A, GC9b  
**Matrix:** Water  
**Project:** #731637001; 3093 Broadway

**WorkOrder:** 1411971  
**BatchID:** 98087  
**Extraction Method:** SW3510C  
**Analytical Method:** SW8015B  
**Unit:** µg/L  
**Sample ID:** MB/LCS-98087

### QC Summary Report for SW8015B

Analyte	MB Result	LCS Result	RL	SPK Val	MB SS %REC	LCS %REC	LCS Limits
TPH-Diesel (C10-C23)	ND	1110	50	1000	-	111	61-157
<b>Surrogate Recovery</b>							
C9	652	660		625	104	106	70-134



1534 Willow Pass Rd  
Pittsburg, CA 94565-1701  
(925) 252-9262

# CHAIN-OF-CUSTODY RECORD

WorkOrder: 1411971

ClientCode: TWRF

WaterTrax   
  WriteOn   
  EDF   
  Excel   
  EQuIS   
  Email   
  HardCopy   
  ThirdParty   
  J-flag

**Report to:**

Christina Rain  
Treadwell & Rollo  
555 Montgomery St., Suite 1300  
San Francisco, CA 94111  
(415) 955-5244    FAX: (415) 955-9041

Email: crain@Langan.com  
cc/3rd Party:  
PO:  
ProjectNo: #731637001; 3093 Broadway

**Bill to:**

Accounts Payable  
Treadwell & Rollo  
555 Montgomery St., Suite 1300  
San Francisco, CA 94111  
Langan\_InvoiceCapture@concursoft.com

**Requested TAT:**

**5 days**

**Date Received: 11/21/2014**

**Date Printed: 12/01/2014**

Lab ID	Client ID	Matrix	Collection Date	Hold	Requested Tests (See legend below)											
					1	2	3	4	5	6	7	8	9	10	11	12
1411971-001	MW-9-111914	Water	11/19/2014 10:40	<input type="checkbox"/>	G	F	H	A	C	E	D	B				
1411971-002	MW-6-111914	Water	11/19/2014 14:14	<input type="checkbox"/>	G	F	H	A	C	E	D	B				
1411971-003	MW-1-111914	Water	11/19/2014 8:05	<input type="checkbox"/>	G	F	H	A	C	E	D	B				
1411971-004	MW-3-111914	Water	11/19/2014 16:52	<input type="checkbox"/>	G	F	H	A	C	E	D	B				

**Test Legend:**

1	300_1_W	2	Alka(spe)_W	3	FEMNMS_W	4	G-MBTEX_W	5	RSK175_W
6	TDS_W	7	TOC_W	8	TPH(D)_W	9		10	
11		12							

**Prepared by: Agustina Venegas**

**Comments:** SEND HARD COPY/ Always notify the PM when TAT is not going to bet met! JEL 9-9-14

NOTE: Soil samples are discarded 60 days after results are reported unless other arrangements are made (Water samples are 30 days).  
Hazardous samples will be returned to client or disposed of at client expense.



## WORK ORDER SUMMARY

**Client Name:** TREADWELL & ROLLO

**QC Level:** LEVEL 2

**Work Order:** 1411971

**Project:** #731637001; 3093 Broadway

**Client Contact:** Christina Rain

**Date Received:** 11/21/2014

**Comments:** SEND HARD COPY/ Always notify the PM when TAT is not going to bet met! JEL 9-9-14

**Contact's Email:** crain@Langan.com

WaterTrax   
  WriteOn   
  EDF   
  Excel   
  Fax   
 Email   
 HardCopy   
 ThirdParty   
 J-flag

Lab ID	Client ID	Matrix	Test Name	Containers /Composites	Bottle & Preservative	De-chlorinated	Collection Date & Time	TAT	Sediment Content	Hold	SubOut
1411971-001A	MW-9-111914	Water	SW8021B/8015Bm (G/MBTEX)	2	VOA w/ HCl	<input type="checkbox"/>	11/19/2014 10:40	5 days	Present	<input type="checkbox"/>	
1411971-001B	MW-9-111914	Water	SW8015B (Diesel)	2	aVOA	<input type="checkbox"/>	11/19/2014 10:40	5 days	Present	<input type="checkbox"/>	
1411971-001C	MW-9-111914	Water	RSK175	2	aVOA w/ H2SO4	<input type="checkbox"/>	11/19/2014 10:40	5 days	Present	<input type="checkbox"/>	
1411971-001D	MW-9-111914	Water	E415.3 (TOC)	2	VOA w/ HCl	<input type="checkbox"/>	11/19/2014 10:40	5 days	Present	<input type="checkbox"/>	
1411971-001E	MW-9-111914	Water	SM2540C (TDS)	1	500mL HDPE, unprsv.	<input type="checkbox"/>	11/19/2014 10:40	5 days	Present	<input type="checkbox"/>	
1411971-001F	MW-9-111914	Water	SM2320B (Alkalinity)	1	500mL HDPE, unprsv.	<input type="checkbox"/>	11/19/2014 10:40	5 days	Present	<input type="checkbox"/>	
1411971-001G	MW-9-111914	Water	E300.1 (Inorganic Anions) <Nitrate as N, Nitrate as NO3 <sup>-</sup> , Sulfate>	1	125mL HDPE, unprsv.	<input type="checkbox"/>	11/19/2014 10:40	5 days	Present	<input type="checkbox"/>	
1411971-001H	MW-9-111914	Water	E200.8 (Fe & Mn)	1	250mL HDPE w/ HNO3	<input type="checkbox"/>	11/19/2014 10:40	5 days	Present	<input type="checkbox"/>	
1411971-002A	MW-6-111914	Water	SW8021B/8015Bm (G/MBTEX)	2	VOA w/ HCl	<input type="checkbox"/>	11/19/2014 14:14	5 days	Present	<input type="checkbox"/>	
1411971-002B	MW-6-111914	Water	SW8015B (Diesel)	2	aVOA	<input type="checkbox"/>	11/19/2014 14:14	5 days	Present	<input type="checkbox"/>	
1411971-002C	MW-6-111914	Water	RSK175	2	aVOA w/ H2SO4	<input type="checkbox"/>	11/19/2014 14:14	5 days	Present	<input type="checkbox"/>	
1411971-002D	MW-6-111914	Water	E415.3 (TOC)	2	VOA w/ HCl	<input type="checkbox"/>	11/19/2014 14:14	5 days	Present	<input type="checkbox"/>	
1411971-002E	MW-6-111914	Water	SM2540C (TDS)	1	500mL HDPE, unprsv.	<input type="checkbox"/>	11/19/2014 14:14	5 days	Present	<input type="checkbox"/>	
1411971-002F	MW-6-111914	Water	SM2320B (Alkalinity)	1	500mL HDPE, unprsv.	<input type="checkbox"/>	11/19/2014 14:14	5 days	Present	<input type="checkbox"/>	
1411971-002G	MW-6-111914	Water	E300.1 (Inorganic Anions) <Nitrate as N, Nitrate as NO3 <sup>-</sup> , Sulfate>	1	125mL HDPE, unprsv.	<input type="checkbox"/>	11/19/2014 14:14	5 days	Present	<input type="checkbox"/>	
1411971-002H	MW-6-111914	Water	E200.8 (Fe & Mn)	1	250mL HDPE w/ HNO3	<input type="checkbox"/>	11/19/2014 14:14	5 days	Present	<input type="checkbox"/>	

**\* NOTE: STLC and TCLP extractions require 2 days to complete; therefore, all TATs begin after the extraction is completed (i.e., One-day TAT yields results in 3 days from sample submission).**



## WORK ORDER SUMMARY

**Client Name:** TREADWELL & ROLLO

**QC Level:** LEVEL 2

**Work Order:** 1411971

**Project:** #731637001; 3093 Broadway

**Client Contact:** Christina Rain

**Date Received:** 11/21/2014

**Comments:** SEND HARD COPY/ Always notify the PM when TAT is not going to bet met! JEL 9-9-14

**Contact's Email:** crain@Langan.com

WaterTrax   
  WriteOn   
  EDF   
  Excel   
  Fax   
 Email   
 HardCopy   
 ThirdParty   
 J-flag

Lab ID	Client ID	Matrix	Test Name	Containers /Composites	Bottle & Preservative	De-chlorinated	Collection Date & Time	TAT	Sediment Content	Hold	SubOut
1411971-003A	MW-1-111914	Water	SW8021B/8015Bm (G/MBTEX)	2	VOA w/ HCl	<input type="checkbox"/>	11/19/2014 8:05	5 days	Present	<input type="checkbox"/>	
1411971-003B	MW-1-111914	Water	SW8015B (Diesel)	2	aVOA	<input type="checkbox"/>	11/19/2014 8:05	5 days	Present	<input type="checkbox"/>	
1411971-003C	MW-1-111914	Water	RSK175	2	aVOA w/ H2SO4	<input type="checkbox"/>	11/19/2014 8:05	5 days	Present	<input type="checkbox"/>	
1411971-003D	MW-1-111914	Water	E415.3 (TOC)	2	VOA w/ HCl	<input type="checkbox"/>	11/19/2014 8:05	5 days	Present	<input type="checkbox"/>	
1411971-003E	MW-1-111914	Water	SM2540C (TDS)	1	500mL HDPE, unprsv.	<input type="checkbox"/>	11/19/2014 8:05	5 days	Present	<input type="checkbox"/>	
1411971-003F	MW-1-111914	Water	SM2320B (Alkalinity)	1	500mL HDPE, unprsv.	<input type="checkbox"/>	11/19/2014 8:05	5 days	Present	<input type="checkbox"/>	
1411971-003G	MW-1-111914	Water	E300.1 (Inorganic Anions) <Nitrate as N, Nitrate as NO3 <sup>-</sup> , Sulfate>	1	125mL HDPE, unprsv.	<input type="checkbox"/>	11/19/2014 8:05	5 days	Present	<input type="checkbox"/>	
1411971-003H	MW-1-111914	Water	E200.8 (Fe & Mn)	1	250mL HDPE w/ HNO3	<input type="checkbox"/>	11/19/2014 8:05	5 days	Present	<input type="checkbox"/>	
1411971-004A	MW-3-111914	Water	SW8021B/8015Bm (G/MBTEX)	2	VOA w/ HCl	<input type="checkbox"/>	11/19/2014 16:52	5 days	Present	<input type="checkbox"/>	
1411971-004B	MW-3-111914	Water	SW8015B (Diesel)	2	aVOA	<input type="checkbox"/>	11/19/2014 16:52	5 days	Present	<input type="checkbox"/>	
1411971-004C	MW-3-111914	Water	RSK175	2	aVOA w/ H2SO4	<input type="checkbox"/>	11/19/2014 16:52	5 days	Present	<input type="checkbox"/>	
1411971-004D	MW-3-111914	Water	E415.3 (TOC)	2	VOA w/ HCl	<input type="checkbox"/>	11/19/2014 16:52	5 days	Present	<input type="checkbox"/>	
1411971-004E	MW-3-111914	Water	SM2540C (TDS)	1	500mL HDPE, unprsv.	<input type="checkbox"/>	11/19/2014 16:52	5 days	Present	<input type="checkbox"/>	
1411971-004F	MW-3-111914	Water	SM2320B (Alkalinity)	1	500mL HDPE, unprsv.	<input type="checkbox"/>	11/19/2014 16:52	5 days	Present	<input type="checkbox"/>	
1411971-004G	MW-3-111914	Water	E300.1 (Inorganic Anions) <Nitrate as N, Nitrate as NO3 <sup>-</sup> , Sulfate>	1	125mL HDPE, unprsv.	<input type="checkbox"/>	11/19/2014 16:52	5 days	Present	<input type="checkbox"/>	
1411971-004H	MW-3-111914	Water	E200.8 (Fe & Mn)	1	250mL HDPE w/ HNO3	<input type="checkbox"/>	11/19/2014 16:52	5 days	Present	<input type="checkbox"/>	

**\* NOTE: STLC and TCLP extractions require 2 days to complete; therefore, all TATs begin after the extraction is completed (i.e., One-day TAT yields results in 3 days from sample submission).**



# CHAIN OF CUSTODY RECORD

555 Montgomery Street, Suite 1300, San Francisco, CA 94111 Ph: 415.955.9040/Fax: 415.955.9041  
 501 14th Street, Third Floor, Oakland CA 94612 Ph: 510.874.4500/Fax: 510.874.4507  
 777 Campus Commons Road, Suite 200, Sacramento, CA 95825 Ph: 916.565.7412/Fax: 916.565.7413

Site Name: 3093 BROADWAY  
 Job Number: 731637001  
 Project Manager/Contact: C RAIN  
 Samplers: C RAIN  
 Recorder (Signature Required): C Rain

Turnaround  
Time  
STD

Field Sample Identification No.	Date	Time	Lab Sample No.	Matrix			No. Containers & Preservative				Analysis Requested											Silica gel clean-up	Hold	Remarks		
				Soil	Water	Other	HCL	H <sub>2</sub> SO <sub>4</sub>	HNO <sub>3</sub>	Ice	Other	UNPES	BTEX/MTBE	TPH g/l	Dissolved Methane	TOC	TDS	ALKALINITY	NITRATE	SULFATE	TOTAL IRON				<del>COBALT</del>	TOTAL Mn
MW-9-111914	111914	1040			X		4	2	1	X	2	3	X	X	X	X	X	X	X	X	X	X	X			
MW-6-111914	111914	1414			X		4	2	1	X	2	3	X	X	X	X	X	X	X	X	X	X	X			
MW-1-111914	111914	0805			X		4	2	1	X	2	3	X	X	X	X	X	X	X	X	X	X	X			
MW-3-111914	111914	1652			X		4	2	1	X	2	3	X	X	X	X	X	X	X	X	X	X	X			

ICE T. 12°  
 GOOD CONDITION  
 HEAD SPACE/ABSENT  
 DECHLORINATED IN LAB  
 PRESERVATION

APPROPRIATE CONTAINERS  
 PRESERVED IN LAB  
 VDAS | O&G | METALS | OTHER

Relinquished by: (Signature) <u>C Rain</u>	Date <u>11/21/14</u>	Time <u>1337</u>	Received by: (Signature) <u>[Signature]</u>	Date <u>11-21-14</u>	Time <u>1345</u>
Relinquished by: (Signature) <u>[Signature]</u>	Date <u>11-21-14</u>	Time <u>1830</u>	Received by: (Signature) <u>Augustina V.</u>	Date <u>11/21/14</u>	Time <u>1830</u>
Relinquished by: (Signature)	Date	Time	Received by Lab: (Signature)	Date	Time

Sent to Laboratory (Name): \_\_\_\_\_  
 Laboratory Comments/Notes: \_\_\_\_\_

Method of Shipment  Lab courier  Fed Ex  Airborne  UPS  
 Hand Carried  Private Courier (Co. Name) \_\_\_\_\_





### Sample Receipt Checklist

Client Name: **Treadwell & Rollo** Date and Time Received: **11/21/2014 8:47:56 PM**  
 Project Name: **#731637001; 3093 Broadway** LogIn Reviewed by: **Agustina Venegas**  
 WorkOrder No: **1411971** Matrix: Water Carrier: Bernie Cummins (MAI Courier)

#### Chain of Custody (COC) Information

Chain of custody present? Yes  No   
 Chain of custody signed when relinquished and received? Yes  No   
 Chain of custody agrees with sample labels? Yes  No   
 Sample IDs noted by Client on COC? Yes  No   
 Date and Time of collection noted by Client on COC? Yes  No   
 Sampler's name noted on COC? Yes  No

#### Sample Receipt Information

Custody seals intact on shipping container/cooler? Yes  No  NA   
 Shipping container/cooler in good condition? Yes  No   
 Samples in proper containers/bottles? Yes  No   
 Sample containers intact? Yes  No   
 Sufficient sample volume for indicated test? Yes  No

#### Sample Preservation and Hold Time (HT) Information

All samples received within holding time? Yes  No   
 Sample/Temp Blank temperature Temp: 12°C NA   
 Water - VOA vials have zero headspace / no bubbles? Yes  No  NA   
 Sample labels checked for correct preservation? Yes  No   
 pH acceptable upon receipt (Metal: <2; 522: <4; 218.7: >8)? Yes  No  NA   
 Samples Received on Ice? Yes  No

(Ice Type: WET ICE )

#### UCMR3 Samples:

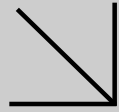
Total Chlorine tested and acceptable upon receipt for EPA 522? Yes  No  NA   
 Free Chlorine tested and acceptable upon receipt for EPA 218.7, 300.1, 537, 539? Yes  No  NA

\* NOTE: If the "No" box is checked, see comments below.

Comments: Method E300.1 (Inorganic Anions) was received passed its holding time.



Calscience



**WORK ORDER NUMBER: 14-11-1876**

*The difference is service*



AIR | SOIL | WATER | MARINE CHEMISTRY

**Analytical Report For**

**Client:** Treadwell & Rollo - A Langan Company

**Client Project Name:** 3093 Broadway / 731637001

**Attention:** Christina Rain  
555 Montgomery St., Suite 1300  
San Francisco, CA 94111-2554

Approved for release on 12/01/2014 by:  
Kristin Beckley  
Project Manager

ResultLink ▶

Email your PM ▶



Eurofins Calscience, Inc. (Calscience) certifies that the test results provided in this report meet all NELAC requirements for parameters for which accreditation is required or available. Any exceptions to NELAC requirements are noted in the case narrative. The original report of subcontracted analyses, if any, is attached to this report. The results in this report are limited to the sample(s) tested and any reproduction thereof must be made in its entirety. The client or recipient of this report is specifically prohibited from making material changes to said report and, to the extent that such changes are made, Calscience is not responsible, legally or otherwise. The client or recipient agrees to indemnify Calscience for any defense to any litigation which may arise.

# Contents

Client Project Name: 3093 Broadway / 731637001

Work Order Number: 14-11-1876

1	Work Order Narrative. . . . .	3
2	Sample Summary. . . . .	4
3	Detections Summary. . . . .	5
4	Client Sample Data. . . . .	10
	4.1 ASTM D-1946 Fixed Gases (Air). . . . .	10
	4.2 ASTM D-1946 (M) Fixed Gases (H2 and/or He) (Air). . . . .	13
	4.3 EPA TO-15 Full List (Air). . . . .	15
	4.4 EPA TO-15 SIM (Air). . . . .	53
	4.5 EPA TO-17 Volatiles (Sorbent Tubes) (Air). . . . .	59
	4.6 EPA TO-3 (M) C1-C6 (Air). . . . .	60
5	Quality Control Sample Data. . . . .	62
	5.1 LCS/LCSD. . . . .	62
6	Summa Canister Vacuum Summary. . . . .	81
7	Glossary of Terms and Qualifiers. . . . .	82
8	Chain-of-Custody/Sample Receipt Form. . . . .	83

**Condition Upon Receipt:**

Samples were received under Chain-of-Custody (COC) on 11/22/14. They were assigned to Work Order 14-11-1876.

Unless otherwise noted on the Sample Receiving forms all samples were received in good condition and within the recommended EPA temperature criteria for the methods noted on the COC. The COC and Sample Receiving Documents are integral elements of the analytical report and are presented at the back of the report.

**Holding Times:**

All samples were analyzed within prescribed holding times (HT) and/or in accordance with the Calscience Sample Acceptance Policy unless otherwise noted in the analytical report and/or comprehensive case narrative, if required.

Any parameter identified in 40CFR Part 136.3 Table II that is designated as "analyze immediately" with a holding time of  $\leq 15$  minutes (40CFR-136.3 Table II, footnote 4), is considered a "field" test and the reported results will be qualified as being received outside of the stated holding time unless received at the laboratory within 15 minutes of the collection time.

**Quality Control:**

All quality control parameters (QC) were within established control limits except where noted in the QC summary forms or described further within this report.

**Additional Comments:**

Air - Sorbent-extracted air methods (EPA TO-4A, EPA TO-10, EPA TO-13A, EPA TO-17): Analytical results are converted from mass/sample basis to mass/volume basis using client-supplied air volumes.

New York NELAP air certification does not certify for all reported methods and analytes, reference the accredited items here: [http://www.calscience.com/PDF/New\\_York.pdf](http://www.calscience.com/PDF/New_York.pdf)

Solid - Unless otherwise indicated, solid sample data is reported on a wet weight basis, not corrected for % moisture. All QC results are always reported on a wet weight basis.

**Subcontractor Information:**

Unless otherwise noted below (or on the subcontract form), no samples were subcontracted.



Calscience

## Sample Summary

Client: Treadwell & Rollo - A Langan Company	Work Order: 14-11-1876
555 Montgomery St., Suite 1300	Project Name: 3093 Broadway / 731637001
San Francisco, CA 94111-2554	PO Number:
	Date/Time Received: 11/22/14 09:20
	Number of Containers: 15

Attn: Christina Rain

Sample Identification	Lab Number	Collection Date and Time	Number of Containers	Matrix
AMBIENT-111714	14-11-1876-1	11/17/14 18:00	1	Air
AMBIENT-111814	14-11-1876-2	11/18/14 16:42	1	Air
SV-9-111714	14-11-1876-3	11/17/14 15:40	1	Air
SV-6-111814	14-11-1876-4	11/18/14 08:06	1	Air
SV-8-111814	14-11-1876-5	11/18/14 08:56	1	Air
SV-1-111814	14-11-1876-6	11/18/14 10:00	1	Air
SV-12-111814	14-11-1876-7	11/18/14 15:15	1	Air
SV-7-111814	14-11-1876-8	11/18/14 15:41	1	Air
SV-3-111814	14-11-1876-9	11/18/14 14:20	1	Air
SV-3-111814-DUP	14-11-1876-10	11/18/14 14:20	1	Air
SV-9-111914	14-11-1876-11	11/19/14 18:20	1	Air
SV-4-111814	14-11-1876-12	11/18/14 16:57	1	Air
SV-11-111914	14-11-1876-13	11/19/14 15:00	1	Air
SV-10-111914	14-11-1876-14	11/19/14 16:57	1	Air
SV-2-111914	14-11-1876-15	11/19/14 17:56	1	Air



Calscience

## Detections Summary

Client: Treadwell & Rollo - A Langan Company  
555 Montgomery St., Suite 1300  
San Francisco, CA 94111-2554

Work Order: 14-11-1876  
Project Name: 3093 Broadway / 731637001  
Received: 11/22/14

Attn: Christina Rain

Page 1 of 5

### Client SampleID

Analyte	Result	Qualifiers	RL	Units	Method	Extraction
AMBIENT-111714 (14-11-1876-1)						
Acetone	11		4.8	ug/m3	EPA TO-15	N/A
Chloromethane	1.3		1.0	ug/m3	EPA TO-15	N/A
1,1,2-Trichloro-1,2,2-Trifluoroethane	0.57		0.19	ug/m3	EPA TO-15 SIM	N/A
1,1-Difluoroethane	0.30		0.068	ug/m3	EPA TO-15 SIM	N/A
1,2,4-Trimethylbenzene	0.35		0.12	ug/m3	EPA TO-15 SIM	N/A
2-Butanone	3.3		1.5	ug/m3	EPA TO-15 SIM	N/A
4-Ethyltoluene	0.14		0.12	ug/m3	EPA TO-15 SIM	N/A
Benzene	0.62		0.080	ug/m3	EPA TO-15 SIM	N/A
Carbon Tetrachloride	0.51		0.063	ug/m3	EPA TO-15 SIM	N/A
Dichlorodifluoromethane	2.5		0.12	ug/m3	EPA TO-15 SIM	N/A
Ethylbenzene	0.24		0.11	ug/m3	EPA TO-15 SIM	N/A
Methylene Chloride	0.56		0.087	ug/m3	EPA TO-15 SIM	N/A
Tetrachloroethene	0.21		0.17	ug/m3	EPA TO-15 SIM	N/A
Trichlorofluoromethane	1.3		0.14	ug/m3	EPA TO-15 SIM	N/A
o-Xylene	0.34		0.11	ug/m3	EPA TO-15 SIM	N/A
p/m-Xylene	0.84		0.11	ug/m3	EPA TO-15 SIM	N/A
Styrene	0.11		0.11	ug/m3	EPA TO-15 SIM	N/A
Methane	0.00018		0.00012	%	EPA TO-3M	N/A
AMBIENT-111814 (14-11-1876-2)						
Acetone	11		4.8	ug/m3	EPA TO-15	N/A
Chloromethane	1.2		1.0	ug/m3	EPA TO-15	N/A
Ethanol	12		9.4	ug/m3	EPA TO-15	N/A
Toluene	2.7		1.9	ug/m3	EPA TO-15	N/A
Bromomethane	0.10		0.097	ug/m3	EPA TO-15 SIM	N/A
1,1,2-Trichloro-1,2,2-Trifluoroethane	0.57		0.19	ug/m3	EPA TO-15 SIM	N/A
1,1-Difluoroethane	0.33		0.068	ug/m3	EPA TO-15 SIM	N/A
1,2,4-Trimethylbenzene	0.28		0.12	ug/m3	EPA TO-15 SIM	N/A
4-Ethyltoluene	0.15		0.12	ug/m3	EPA TO-15 SIM	N/A
Benzene	0.97		0.080	ug/m3	EPA TO-15 SIM	N/A
Carbon Tetrachloride	0.57		0.063	ug/m3	EPA TO-15 SIM	N/A
Dichlorodifluoromethane	2.7		0.12	ug/m3	EPA TO-15 SIM	N/A
Ethylbenzene	0.31		0.11	ug/m3	EPA TO-15 SIM	N/A
Methylene Chloride	0.44		0.087	ug/m3	EPA TO-15 SIM	N/A
Trichlorofluoromethane	1.4		0.14	ug/m3	EPA TO-15 SIM	N/A
o-Xylene	0.38		0.11	ug/m3	EPA TO-15 SIM	N/A
p/m-Xylene	0.99		0.11	ug/m3	EPA TO-15 SIM	N/A
Methane	0.00020		0.00012	%	EPA TO-3M	N/A

\* MDL is shown



Calscience

## Detections Summary

Client: Treadwell & Rollo - A Langan Company  
 555 Montgomery St., Suite 1300  
 San Francisco, CA 94111-2554

Work Order: 14-11-1876  
 Project Name: 3093 Broadway / 731637001  
 Received: 11/22/14

Attn: Christina Rain

Page 2 of 5

### Client SampleID

Analyte	Result	Qualifiers	RL	Units	Method	Extraction
SV-9-111714 (14-11-1876-3)						
Carbon Dioxide	1.18		0.500	%v	ASTM D-1946	N/A
Oxygen (+ Argon)	18.6		0.500	%v	ASTM D-1946	N/A
Acetone	86		5.5	ug/m3	EPA TO-15	N/A
Benzene	53		1.8	ug/m3	EPA TO-15	N/A
2-Butanone	27		5.1	ug/m3	EPA TO-15	N/A
Carbon Disulfide	8.7		7.2	ug/m3	EPA TO-15	N/A
Chloromethane	6.8		1.2	ug/m3	EPA TO-15	N/A
Ethanol	34		11	ug/m3	EPA TO-15	N/A
Ethylbenzene	3.7		2.5	ug/m3	EPA TO-15	N/A
o-Xylene	2.9		2.5	ug/m3	EPA TO-15	N/A
Tetrachloroethene	11		3.9	ug/m3	EPA TO-15	N/A
Toluene	76		2.2	ug/m3	EPA TO-15	N/A
Methane	0.0067		0.00012	%	EPA TO-3M	N/A
SV-6-111814 (14-11-1876-4)						
Carbon Dioxide	1.05		0.500	%v	ASTM D-1946	N/A
Oxygen (+ Argon)	17.0		0.500	%v	ASTM D-1946	N/A
Acetone	210		4.8	ug/m3	EPA TO-15	N/A
Benzene	38		1.6	ug/m3	EPA TO-15	N/A
2-Butanone	13		4.4	ug/m3	EPA TO-15	N/A
Carbon Disulfide	66		6.2	ug/m3	EPA TO-15	N/A
Chloroform	5.7		2.4	ug/m3	EPA TO-15	N/A
Chloromethane	6.9		1.0	ug/m3	EPA TO-15	N/A
Ethanol	37		9.4	ug/m3	EPA TO-15	N/A
Ethylbenzene	5.4		2.2	ug/m3	EPA TO-15	N/A
o-Xylene	4.4		2.2	ug/m3	EPA TO-15	N/A
p/m-Xylene	15		8.7	ug/m3	EPA TO-15	N/A
Toluene	130		1.9	ug/m3	EPA TO-15	N/A
Methane	0.0071		0.00012	%	EPA TO-3M	N/A
SV-8-111814 (14-11-1876-5)						
Oxygen (+ Argon)	21.0		0.500	%v	ASTM D-1946	N/A
Helium	4.41		0.0100	%v	ASTM D-1946 (M)	N/A
Acetone	58		4.8	ug/m3	EPA TO-15	N/A
2-Butanone	8.3		4.4	ug/m3	EPA TO-15	N/A
Chloromethane	1.2		1.0	ug/m3	EPA TO-15	N/A
Ethanol	17		9.4	ug/m3	EPA TO-15	N/A
Toluene	36		1.9	ug/m3	EPA TO-15	N/A

\* MDL is shown



Calscience

## Detections Summary

Client: Treadwell & Rollo - A Langan Company  
555 Montgomery St., Suite 1300  
San Francisco, CA 94111-2554

Work Order: 14-11-1876  
Project Name: 3093 Broadway / 731637001  
Received: 11/22/14

Attn: Christina Rain

Page 3 of 5

### Client SampleID

Analyte	Result	Qualifiers	RL	Units	Method	Extraction
SV-1-111814 (14-11-1876-6)						
Carbon Dioxide	5.06		0.500	%v	ASTM D-1946	N/A
Oxygen (+ Argon)	13.2		0.500	%v	ASTM D-1946	N/A
Helium	0.0566		0.0100	%v	ASTM D-1946 (M)	N/A
Acetone	110		4.8	ug/m3	EPA TO-15	N/A
Benzene	7.8		1.6	ug/m3	EPA TO-15	N/A
2-Butanone	14		4.4	ug/m3	EPA TO-15	N/A
Chloroform	190		2.4	ug/m3	EPA TO-15	N/A
Chloromethane	2.4		1.0	ug/m3	EPA TO-15	N/A
Dichlorodifluoromethane	3.1		2.5	ug/m3	EPA TO-15	N/A
Ethanol	18		9.4	ug/m3	EPA TO-15	N/A
Tetrachloroethene	87		3.4	ug/m3	EPA TO-15	N/A
Toluene	39		1.9	ug/m3	EPA TO-15	N/A
Trichlorofluoromethane	6.0		5.6	ug/m3	EPA TO-15	N/A
1,1,1-Trichloroethane	5.5		2.7	ug/m3	EPA TO-15	N/A
Methane	0.00028		0.00012	%	EPA TO-3M	N/A
SV-12-111814 (14-11-1876-7)						
Oxygen (+ Argon)	18.5		0.500	%v	ASTM D-1946	N/A
Acetone	86		18	ug/m3	EPA TO-15	N/A
Benzene	30		6.1	ug/m3	EPA TO-15	N/A
2-Butanone	20		17	ug/m3	EPA TO-15	N/A
Chloromethane	7.7		4.0	ug/m3	EPA TO-15	N/A
Toluene	41		7.2	ug/m3	EPA TO-15	N/A
Methane	0.013		0.00012	%	EPA TO-3M	N/A
SV-7-111814 (14-11-1876-8)						
Oxygen (+ Argon)	15.3		0.500	%v	ASTM D-1946	N/A
Acetone	160		8.5	ug/m3	EPA TO-15	N/A
Benzene	65		2.9	ug/m3	EPA TO-15	N/A
2-Butanone	56		7.9	ug/m3	EPA TO-15	N/A
Carbon Disulfide	18		11	ug/m3	EPA TO-15	N/A
Ethanol	23		17	ug/m3	EPA TO-15	N/A
Ethylbenzene	7.1		3.9	ug/m3	EPA TO-15	N/A
Toluene	68		3.4	ug/m3	EPA TO-15	N/A

\* MDL is shown





Calscience

## Detections Summary

Client: Treadwell & Rollo - A Langan Company  
 555 Montgomery St., Suite 1300  
 San Francisco, CA 94111-2554

Work Order: 14-11-1876  
 Project Name: 3093 Broadway / 731637001  
 Received: 11/22/14

Attn: Christina Rain

Page 4 of 5

### Client SampleID

Analyte	Result	Qualifiers	RL	Units	Method	Extraction
SV-3-111814 (14-11-1876-9)						
Carbon Dioxide	1.21		0.500	%v	ASTM D-1946	N/A
Oxygen (+ Argon)	14.2		0.500	%v	ASTM D-1946	N/A
Acetone	140		38	ug/m3	EPA TO-15	N/A
Benzene	72		13	ug/m3	EPA TO-15	N/A
2-Butanone	67		35	ug/m3	EPA TO-15	N/A
Toluene	89		15	ug/m3	EPA TO-15	N/A
Methane	0.016		0.00012	%	EPA TO-3M	N/A
SV-3-111814-DUP (14-11-1876-10)						
Carbon Dioxide	1.44		0.500	%v	ASTM D-1946	N/A
Oxygen (+ Argon)	13.3		0.500	%v	ASTM D-1946	N/A
Acetone	110		38	ug/m3	EPA TO-15	N/A
Benzene	69		13	ug/m3	EPA TO-15	N/A
2-Butanone	60		35	ug/m3	EPA TO-15	N/A
Toluene	89		15	ug/m3	EPA TO-15	N/A
Methane	0.017		0.00012	%	EPA TO-3M	N/A
SV-4-111814 (14-11-1876-12)						
Oxygen (+ Argon)	17.8		0.500	%v	ASTM D-1946	N/A
Acetone	140		38	ug/m3	EPA TO-15	N/A
Benzene	94		13	ug/m3	EPA TO-15	N/A
2-Butanone	84		35	ug/m3	EPA TO-15	N/A
Toluene	64		15	ug/m3	EPA TO-15	N/A
Methane	0.0068		0.00012	%	EPA TO-3M	N/A
SV-11-111914 (14-11-1876-13)						
Oxygen (+ Argon)	8.97		0.500	%v	ASTM D-1946	N/A
Acetone	100		14	ug/m3	EPA TO-15	N/A
Benzene	6.8		4.6	ug/m3	EPA TO-15	N/A
2-Butanone	23		13	ug/m3	EPA TO-15	N/A
Toluene	23		5.5	ug/m3	EPA TO-15	N/A
Methane	0.00046		0.00012	%	EPA TO-3M	N/A

\* MDL is shown



Calscience

## Detections Summary

Client: Treadwell & Rollo - A Langan Company  
555 Montgomery St., Suite 1300  
San Francisco, CA 94111-2554

Work Order: 14-11-1876  
Project Name: 3093 Broadway / 731637001  
Received: 11/22/14

Attn: Christina Rain

Page 5 of 5

### Client SampleID

Analyte	Result	Qualifiers	RL	Units	Method	Extraction
SV-10-111914 (14-11-1876-14)						
Oxygen (+ Argon)	11.6		0.500	%v	ASTM D-1946	N/A
Acetone	330		30	ug/m3	EPA TO-15	N/A
Benzene	4300		38	ug/m3	EPA TO-15	N/A
2-Butanone	270		28	ug/m3	EPA TO-15	N/A
1,2-Dichloroethane	290		13	ug/m3	EPA TO-15	N/A
Ethylbenzene	390		14	ug/m3	EPA TO-15	N/A
4-Ethyltoluene	43		15	ug/m3	EPA TO-15	N/A
p/m-Xylene	360		54	ug/m3	EPA TO-15	N/A
Tert-Butyl Alcohol (TBA)	120		38	ug/m3	EPA TO-15	N/A
Toluene	110		12	ug/m3	EPA TO-15	N/A
1,3,5-Trimethylbenzene	51		15	ug/m3	EPA TO-15	N/A
1,2,4-Trimethylbenzene	94		46	ug/m3	EPA TO-15	N/A
Methane	0.00049		0.00012	%	EPA TO-3M	N/A
SV-2-111914 (14-11-1876-15)						
Oxygen (+ Argon)	19.4		0.500	%v	ASTM D-1946	N/A
Acetone	57		48	ug/m3	EPA TO-15	N/A
Benzene	130		16	ug/m3	EPA TO-15	N/A
2-Butanone	45		44	ug/m3	EPA TO-15	N/A
Ethylbenzene	120		22	ug/m3	EPA TO-15	N/A
4-Ethyltoluene	44		25	ug/m3	EPA TO-15	N/A
o-Xylene	220		22	ug/m3	EPA TO-15	N/A
p/m-Xylene	460		87	ug/m3	EPA TO-15	N/A
Toluene	71		19	ug/m3	EPA TO-15	N/A
1,3,5-Trimethylbenzene	33		25	ug/m3	EPA TO-15	N/A
Methane	0.024		0.00012	%	EPA TO-3M	N/A

Subcontracted analyses, if any, are not included in this summary.

\* MDL is shown



Calscience

## Analytical Report

Treadwell & Rollo - A Langan Company  
555 Montgomery St., Suite 1300  
San Francisco, CA 94111-2554

Date Received: 11/22/14  
Work Order: 14-11-1876  
Preparation: N/A  
Method: ASTM D-1946  
Units: %v

Project: 3093 Broadway / 731637001

Page 1 of 3

Client Sample Number	Lab Sample Number	Date/Time Collected	Matrix	Instrument	Date Prepared	Date/Time Analyzed	QC Batch ID
<b>SV-9-111714</b>	<b>14-11-1876-3-A</b>	<b>11/17/14 15:40</b>	<b>Air</b>	<b>GC 65</b>	<b>N/A</b>	<b>11/25/14 20:45</b>	<b>141125L02</b>
<u>Parameter</u>		<u>Result</u>		<u>RL</u>		<u>DF</u>	<u>Qualifiers</u>
Carbon Dioxide		1.18		0.500		1.00	
Oxygen (+ Argon)		18.6		0.500		1.00	
<b>SV-6-111814</b>	<b>14-11-1876-4-A</b>	<b>11/18/14 08:06</b>	<b>Air</b>	<b>GC 65</b>	<b>N/A</b>	<b>11/25/14 21:03</b>	<b>141125L02</b>
<u>Parameter</u>		<u>Result</u>		<u>RL</u>		<u>DF</u>	<u>Qualifiers</u>
Carbon Dioxide		1.05		0.500		1.00	
Oxygen (+ Argon)		17.0		0.500		1.00	
<b>SV-8-111814</b>	<b>14-11-1876-5-A</b>	<b>11/18/14 08:56</b>	<b>Air</b>	<b>GC 65</b>	<b>N/A</b>	<b>11/26/14 09:05</b>	<b>141125L02</b>
<u>Parameter</u>		<u>Result</u>		<u>RL</u>		<u>DF</u>	<u>Qualifiers</u>
Carbon Dioxide		ND		0.500		1.00	
Oxygen (+ Argon)		21.0		0.500		1.00	
<b>SV-1-111814</b>	<b>14-11-1876-6-A</b>	<b>11/18/14 10:00</b>	<b>Air</b>	<b>GC 65</b>	<b>N/A</b>	<b>11/26/14 09:23</b>	<b>141125L02</b>
<u>Parameter</u>		<u>Result</u>		<u>RL</u>		<u>DF</u>	<u>Qualifiers</u>
Carbon Dioxide		5.06		0.500		1.00	
Oxygen (+ Argon)		13.2		0.500		1.00	
<b>SV-12-111814</b>	<b>14-11-1876-7-A</b>	<b>11/18/14 15:15</b>	<b>Air</b>	<b>GC 65</b>	<b>N/A</b>	<b>11/26/14 09:44</b>	<b>141125L02</b>
<u>Parameter</u>		<u>Result</u>		<u>RL</u>		<u>DF</u>	<u>Qualifiers</u>
Carbon Dioxide		ND		0.500		1.00	
Oxygen (+ Argon)		18.5		0.500		1.00	
<b>SV-7-111814</b>	<b>14-11-1876-8-A</b>	<b>11/18/14 15:41</b>	<b>Air</b>	<b>GC 65</b>	<b>N/A</b>	<b>11/26/14 10:07</b>	<b>141125L02</b>
<u>Parameter</u>		<u>Result</u>		<u>RL</u>		<u>DF</u>	<u>Qualifiers</u>
Carbon Dioxide		ND		0.500		1.00	
Oxygen (+ Argon)		15.3		0.500		1.00	

Return to Contents

RL: Reporting Limit. DF: Dilution Factor. MDL: Method Detection Limit.



Calscience

## Analytical Report

Treadwell & Rollo - A Langan Company  
555 Montgomery St., Suite 1300  
San Francisco, CA 94111-2554

Date Received: 11/22/14  
Work Order: 14-11-1876  
Preparation: N/A  
Method: ASTM D-1946  
Units: %v

Project: 3093 Broadway / 731637001

Page 2 of 3

Client Sample Number	Lab Sample Number	Date/Time Collected	Matrix	Instrument	Date Prepared	Date/Time Analyzed	QC Batch ID
<b>SV-3-111814</b>	<b>14-11-1876-9-A</b>	<b>11/18/14 14:20</b>	<b>Air</b>	<b>GC 65</b>	<b>N/A</b>	<b>11/26/14 11:02</b>	<b>141125L02</b>
<u>Parameter</u>		<u>Result</u>		<u>RL</u>		<u>DF</u>	<u>Qualifiers</u>
Carbon Dioxide		1.21		0.500		1.00	
Oxygen (+ Argon)		14.2		0.500		1.00	
<b>SV-3-111814-DUP</b>	<b>14-11-1876-10-A</b>	<b>11/18/14 14:20</b>	<b>Air</b>	<b>GC 65</b>	<b>N/A</b>	<b>11/26/14 11:23</b>	<b>141125L02</b>
<u>Parameter</u>		<u>Result</u>		<u>RL</u>		<u>DF</u>	<u>Qualifiers</u>
Carbon Dioxide		1.44		0.500		1.00	
Oxygen (+ Argon)		13.3		0.500		1.00	
<b>SV-4-111814</b>	<b>14-11-1876-12-A</b>	<b>11/18/14 16:57</b>	<b>Air</b>	<b>GC 65</b>	<b>N/A</b>	<b>11/26/14 11:41</b>	<b>141125L02</b>
<u>Parameter</u>		<u>Result</u>		<u>RL</u>		<u>DF</u>	<u>Qualifiers</u>
Carbon Dioxide		ND		0.500		1.00	
Oxygen (+ Argon)		17.8		0.500		1.00	
<b>SV-11-111914</b>	<b>14-11-1876-13-A</b>	<b>11/19/14 15:00</b>	<b>Air</b>	<b>GC 65</b>	<b>N/A</b>	<b>11/26/14 11:59</b>	<b>141125L02</b>
<u>Parameter</u>		<u>Result</u>		<u>RL</u>		<u>DF</u>	<u>Qualifiers</u>
Carbon Dioxide		ND		0.500		1.00	
Oxygen (+ Argon)		8.97		0.500		1.00	
<b>SV-10-111914</b>	<b>14-11-1876-14-A</b>	<b>11/19/14 16:57</b>	<b>Air</b>	<b>GC 65</b>	<b>N/A</b>	<b>11/26/14 12:17</b>	<b>141125L02</b>
<u>Parameter</u>		<u>Result</u>		<u>RL</u>		<u>DF</u>	<u>Qualifiers</u>
Carbon Dioxide		ND		0.500		1.00	
Oxygen (+ Argon)		11.6		0.500		1.00	
<b>SV-2-111914</b>	<b>14-11-1876-15-A</b>	<b>11/19/14 17:56</b>	<b>Air</b>	<b>GC 65</b>	<b>N/A</b>	<b>11/26/14 12:42</b>	<b>141125L02</b>
<u>Parameter</u>		<u>Result</u>		<u>RL</u>		<u>DF</u>	<u>Qualifiers</u>
Carbon Dioxide		ND		0.500		1.00	
Oxygen (+ Argon)		19.4		0.500		1.00	

Return to Contents

RL: Reporting Limit. DF: Dilution Factor. MDL: Method Detection Limit.

## Analytical Report

Treadwell & Rollo - A Langan Company  
 555 Montgomery St., Suite 1300  
 San Francisco, CA 94111-2554

Date Received: 11/22/14  
 Work Order: 14-11-1876  
 Preparation: N/A  
 Method: ASTM D-1946  
 Units: %v

Project: 3093 Broadway / 731637001

Page 3 of 3

Client Sample Number	Lab Sample Number	Date/Time Collected	Matrix	Instrument	Date Prepared	Date/Time Analyzed	QC Batch ID
<b>Method Blank</b>	<b>099-16-444-102</b>	<b>N/A</b>	<b>Air</b>	<b>GC 65</b>	<b>N/A</b>	<b>11/25/14 19:11</b>	<b>141125L02</b>

<u>Parameter</u>	<u>Result</u>	<u>RL</u>	<u>DF</u>	<u>Qualifiers</u>
Carbon Dioxide	ND	0.500	1.00	
Oxygen (+ Argon)	ND	0.500	1.00	



Calscience

## Analytical Report

Treadwell & Rollo - A Langan Company  
555 Montgomery St., Suite 1300  
San Francisco, CA 94111-2554

Date Received: 11/22/14  
Work Order: 14-11-1876  
Preparation: N/A  
Method: ASTM D-1946 (M)  
Units: %v

Project: 3093 Broadway / 731637001

Page 1 of 2

Client Sample Number	Lab Sample Number	Date/Time Collected	Matrix	Instrument	Date Prepared	Date/Time Analyzed	QC Batch ID
SV-9-111714	14-11-1876-3-A	11/17/14 15:40	Air	GC 55	N/A	11/22/14 16:12	141122L01
<u>Parameter</u>		<u>Result</u>		<u>RL</u>		<u>DF</u>	<u>Qualifiers</u>
Helium		ND		0.0100		1.00	
SV-6-111814	14-11-1876-4-A	11/18/14 08:06	Air	GC 55	N/A	11/22/14 16:34	141122L01
<u>Parameter</u>		<u>Result</u>		<u>RL</u>		<u>DF</u>	<u>Qualifiers</u>
Helium		ND		0.0100		1.00	
SV-8-111814	14-11-1876-5-A	11/18/14 08:56	Air	GC 55	N/A	11/24/14 14:17	141124L01
<u>Parameter</u>		<u>Result</u>		<u>RL</u>		<u>DF</u>	<u>Qualifiers</u>
Helium		4.41		0.0100		1.00	
SV-1-111814	14-11-1876-6-A	11/18/14 10:00	Air	GC 55	N/A	11/24/14 14:36	141124L01
<u>Parameter</u>		<u>Result</u>		<u>RL</u>		<u>DF</u>	<u>Qualifiers</u>
Helium		0.0566		0.0100		1.00	
SV-12-111814	14-11-1876-7-A	11/18/14 15:15	Air	GC 55	N/A	11/24/14 14:59	141124L01
<u>Parameter</u>		<u>Result</u>		<u>RL</u>		<u>DF</u>	<u>Qualifiers</u>
Helium		ND		0.0100		1.00	
SV-7-111814	14-11-1876-8-A	11/18/14 15:41	Air	GC 55	N/A	11/24/14 15:21	141124L01
<u>Parameter</u>		<u>Result</u>		<u>RL</u>		<u>DF</u>	<u>Qualifiers</u>
Helium		ND		0.0100		1.00	
SV-3-111814	14-11-1876-9-A	11/18/14 14:20	Air	GC 55	N/A	11/24/14 15:41	141124L01
<u>Parameter</u>		<u>Result</u>		<u>RL</u>		<u>DF</u>	<u>Qualifiers</u>
Helium		ND		0.0100		1.00	
SV-3-111814-DUP	14-11-1876-10-A	11/18/14 14:20	Air	GC 55	N/A	11/24/14 16:03	141124L01
<u>Parameter</u>		<u>Result</u>		<u>RL</u>		<u>DF</u>	<u>Qualifiers</u>
Helium		ND		0.0100		1.00	

Return to Contents

RL: Reporting Limit. DF: Dilution Factor. MDL: Method Detection Limit.



Calscience

## Analytical Report

Treadwell & Rollo - A Langan Company  
 555 Montgomery St., Suite 1300  
 San Francisco, CA 94111-2554

Date Received: 11/22/14  
 Work Order: 14-11-1876  
 Preparation: N/A  
 Method: ASTM D-1946 (M)  
 Units: %v

Project: 3093 Broadway / 731637001

Page 2 of 2

Client Sample Number	Lab Sample Number	Date/Time Collected	Matrix	Instrument	Date Prepared	Date/Time Analyzed	QC Batch ID
<b>SV-4-111814</b>	<b>14-11-1876-12-A</b>	<b>11/18/14 16:57</b>	<b>Air</b>	<b>GC 55</b>	<b>N/A</b>	<b>11/24/14 16:25</b>	<b>141124L01</b>
<u>Parameter</u>		<u>Result</u>		<u>RL</u>		<u>DF</u>	<u>Qualifiers</u>
Helium		ND		0.0100		1.00	
<b>SV-11-111914</b>	<b>14-11-1876-13-A</b>	<b>11/19/14 15:00</b>	<b>Air</b>	<b>GC 55</b>	<b>N/A</b>	<b>11/24/14 16:47</b>	<b>141124L01</b>
<u>Parameter</u>		<u>Result</u>		<u>RL</u>		<u>DF</u>	<u>Qualifiers</u>
Helium		ND		0.0100		1.00	
<b>SV-10-111914</b>	<b>14-11-1876-14-A</b>	<b>11/19/14 16:57</b>	<b>Air</b>	<b>GC 55</b>	<b>N/A</b>	<b>11/24/14 17:09</b>	<b>141124L01</b>
<u>Parameter</u>		<u>Result</u>		<u>RL</u>		<u>DF</u>	<u>Qualifiers</u>
Helium		ND		0.0100		1.00	
<b>SV-2-111914</b>	<b>14-11-1876-15-A</b>	<b>11/19/14 17:56</b>	<b>Air</b>	<b>GC 55</b>	<b>N/A</b>	<b>11/24/14 17:33</b>	<b>141124L01</b>
<u>Parameter</u>		<u>Result</u>		<u>RL</u>		<u>DF</u>	<u>Qualifiers</u>
Helium		ND		0.0100		1.00	
<b>Method Blank</b>	<b>099-12-872-724</b>	<b>N/A</b>	<b>Air</b>	<b>GC 55</b>	<b>N/A</b>	<b>11/22/14 09:43</b>	<b>141122L01</b>
<u>Parameter</u>		<u>Result</u>		<u>RL</u>		<u>DF</u>	<u>Qualifiers</u>
Helium		ND		0.0100		1.00	
<b>Method Blank</b>	<b>099-12-872-725</b>	<b>N/A</b>	<b>Air</b>	<b>GC 55</b>	<b>N/A</b>	<b>11/24/14 12:37</b>	<b>141124L01</b>
<u>Parameter</u>		<u>Result</u>		<u>RL</u>		<u>DF</u>	<u>Qualifiers</u>
Helium		ND		0.0100		1.00	

Return to Contents

RL: Reporting Limit. DF: Dilution Factor. MDL: Method Detection Limit.

## Analytical Report

Treadwell & Rollo - A Langan Company  
555 Montgomery St., Suite 1300  
San Francisco, CA 94111-2554

Date Received: 11/22/14  
Work Order: 14-11-1876  
Preparation: N/A  
Method: EPA TO-15  
Units: ug/m3

Project: 3093 Broadway / 731637001

Page 1 of 38

Client Sample Number	Lab Sample Number	Date/Time Collected	Matrix	Instrument	Date Prepared	Date/Time Analyzed	QC Batch ID
<b>AMBIENT-111714</b>	<b>14-11-1876-1-A</b>	<b>11/17/14 18:00</b>	<b>Air</b>	<b>GC/MS YY</b>	<b>N/A</b>	<b>11/24/14 20:25</b>	<b>141124L01</b>

Parameter	Result	RL	DF	Qualifiers
Acetone	11	4.8	1.00	
Benzene	ND	1.6	1.00	
Benzyl Chloride	ND	7.8	1.00	
Bromodichloromethane	ND	3.4	1.00	
Bromoform	ND	5.2	1.00	
Bromomethane	ND	1.9	1.00	
2-Butanone	ND	4.4	1.00	
Carbon Disulfide	ND	6.2	1.00	
Carbon Tetrachloride	ND	3.1	1.00	
Chlorobenzene	ND	2.3	1.00	
Chloroethane	ND	1.3	1.00	
Chloroform	ND	2.4	1.00	
Chloromethane	1.3	1.0	1.00	
Dibromochloromethane	ND	4.3	1.00	
Dichlorodifluoromethane	ND	2.5	1.00	
Diisopropyl Ether (DIPE)	ND	8.4	1.00	
1,1-Dichloroethane	ND	2.0	1.00	
1,1-Dichloroethene	ND	2.0	1.00	
1,2-Dibromoethane	ND	3.8	1.00	
Dichlorotetrafluoroethane	ND	14	1.00	
1,2-Dichlorobenzene	ND	3.0	1.00	
1,2-Dichloroethane	ND	2.0	1.00	
1,2-Dichloropropane	ND	2.3	1.00	
1,3-Dichlorobenzene	ND	3.0	1.00	
1,4-Dichlorobenzene	ND	3.0	1.00	
c-1,3-Dichloropropene	ND	2.3	1.00	
c-1,2-Dichloroethene	ND	2.0	1.00	
t-1,2-Dichloroethene	ND	2.0	1.00	
t-1,3-Dichloropropene	ND	4.5	1.00	
Ethanol	ND	9.4	1.00	
Ethyl-t-Butyl Ether (ETBE)	ND	8.4	1.00	
Ethylbenzene	ND	2.2	1.00	
4-Ethyltoluene	ND	2.5	1.00	
Hexachloro-1,3-Butadiene	ND	16	1.00	
2-Hexanone	ND	6.1	1.00	

RL: Reporting Limit. DF: Dilution Factor. MDL: Method Detection Limit.





Calscience

## Analytical Report

Treadwell & Rollo - A Langan Company  
555 Montgomery St., Suite 1300  
San Francisco, CA 94111-2554

Date Received: 11/22/14  
Work Order: 14-11-1876  
Preparation: N/A  
Method: EPA TO-15  
Units: ug/m3

Project: 3093 Broadway / 731637001

Page 2 of 38

<u>Parameter</u>	<u>Result</u>	<u>RL</u>	<u>DF</u>	<u>Qualifiers</u>
Methyl-t-Butyl Ether (MTBE)	ND	7.2	1.00	
Methylene Chloride	ND	17	1.00	
4-Methyl-2-Pentanone	ND	6.1	1.00	
Naphthalene	ND	26	1.00	
o-Xylene	ND	2.2	1.00	
p/m-Xylene	ND	8.7	1.00	
Styrene	ND	6.4	1.00	
Tert-Amyl-Methyl Ether (TAME)	ND	8.4	1.00	
Tert-Butyl Alcohol (TBA)	ND	6.1	1.00	
Tetrachloroethene	ND	3.4	1.00	
Toluene	ND	1.9	1.00	
Trichloroethene	ND	2.7	1.00	
Trichlorofluoromethane	ND	5.6	1.00	
1,1,2-Trichloro-1,2,2-Trifluoroethane	ND	11	1.00	
1,1,1-Trichloroethane	ND	2.7	1.00	
1,1,2-Trichloroethane	ND	2.7	1.00	
1,3,5-Trimethylbenzene	ND	2.5	1.00	
1,1,2,2-Tetrachloroethane	ND	6.9	1.00	
1,2,4-Trimethylbenzene	ND	7.4	1.00	
1,2,4-Trichlorobenzene	ND	15	1.00	
Vinyl Acetate	ND	7.0	1.00	
Vinyl Chloride	ND	1.3	1.00	
<u>Surrogate</u>	<u>Rec. (%)</u>	<u>Control Limits</u>	<u>Qualifiers</u>	
1,4-Bromofluorobenzene	93	68-134		
1,2-Dichloroethane-d4	91	67-133		
Toluene-d8	94	70-130		

Return to Contents

RL: Reporting Limit. DF: Dilution Factor. MDL: Method Detection Limit.

## Analytical Report

Treadwell & Rollo - A Langan Company  
555 Montgomery St., Suite 1300  
San Francisco, CA 94111-2554

Date Received: 11/22/14  
Work Order: 14-11-1876  
Preparation: N/A  
Method: EPA TO-15  
Units: ug/m3

Project: 3093 Broadway / 731637001

Page 3 of 38

Client Sample Number	Lab Sample Number	Date/Time Collected	Matrix	Instrument	Date Prepared	Date/Time Analyzed	QC Batch ID
<b>AMBIENT-111814</b>	<b>14-11-1876-2-A</b>	<b>11/18/14 16:42</b>	<b>Air</b>	<b>GC/MS YY</b>	<b>N/A</b>	<b>11/24/14 21:19</b>	<b>141124L01</b>

Parameter	Result	RL	DF	Qualifiers
Acetone	11	4.8	1.00	
Benzene	ND	1.6	1.00	
Benzyl Chloride	ND	7.8	1.00	
Bromodichloromethane	ND	3.4	1.00	
Bromoform	ND	5.2	1.00	
Bromomethane	ND	1.9	1.00	
2-Butanone	ND	4.4	1.00	
Carbon Disulfide	ND	6.2	1.00	
Carbon Tetrachloride	ND	3.1	1.00	
Chlorobenzene	ND	2.3	1.00	
Chloroethane	ND	1.3	1.00	
Chloroform	ND	2.4	1.00	
Chloromethane	1.2	1.0	1.00	
Dibromochloromethane	ND	4.3	1.00	
Dichlorodifluoromethane	ND	2.5	1.00	
Diisopropyl Ether (DIPE)	ND	8.4	1.00	
1,1-Dichloroethane	ND	2.0	1.00	
1,1-Dichloroethene	ND	2.0	1.00	
1,2-Dibromoethane	ND	3.8	1.00	
Dichlorotetrafluoroethane	ND	14	1.00	
1,2-Dichlorobenzene	ND	3.0	1.00	
1,2-Dichloroethane	ND	2.0	1.00	
1,2-Dichloropropane	ND	2.3	1.00	
1,3-Dichlorobenzene	ND	3.0	1.00	
1,4-Dichlorobenzene	ND	3.0	1.00	
c-1,3-Dichloropropene	ND	2.3	1.00	
c-1,2-Dichloroethene	ND	2.0	1.00	
t-1,2-Dichloroethene	ND	2.0	1.00	
t-1,3-Dichloropropene	ND	4.5	1.00	
Ethanol	12	9.4	1.00	
Ethyl-t-Butyl Ether (ETBE)	ND	8.4	1.00	
Ethylbenzene	ND	2.2	1.00	
4-Ethyltoluene	ND	2.5	1.00	
Hexachloro-1,3-Butadiene	ND	16	1.00	
2-Hexanone	ND	6.1	1.00	

RL: Reporting Limit. DF: Dilution Factor. MDL: Method Detection Limit.

## Analytical Report

Treadwell & Rollo - A Langan Company  
555 Montgomery St., Suite 1300  
San Francisco, CA 94111-2554

Date Received: 11/22/14  
Work Order: 14-11-1876  
Preparation: N/A  
Method: EPA TO-15  
Units: ug/m3

Project: 3093 Broadway / 731637001

Page 4 of 38

<u>Parameter</u>	<u>Result</u>	<u>RL</u>	<u>DF</u>	<u>Qualifiers</u>
Methyl-t-Butyl Ether (MTBE)	ND	7.2	1.00	
Methylene Chloride	ND	17	1.00	
4-Methyl-2-Pentanone	ND	6.1	1.00	
Naphthalene	ND	26	1.00	
o-Xylene	ND	2.2	1.00	
p/m-Xylene	ND	8.7	1.00	
Styrene	ND	6.4	1.00	
Tert-Amyl-Methyl Ether (TAME)	ND	8.4	1.00	
Tert-Butyl Alcohol (TBA)	ND	6.1	1.00	
Tetrachloroethene	ND	3.4	1.00	
Toluene	2.7	1.9	1.00	
Trichloroethene	ND	2.7	1.00	
Trichlorofluoromethane	ND	5.6	1.00	
1,1,2-Trichloro-1,2,2-Trifluoroethane	ND	11	1.00	
1,1,1-Trichloroethane	ND	2.7	1.00	
1,1,2-Trichloroethane	ND	2.7	1.00	
1,3,5-Trimethylbenzene	ND	2.5	1.00	
1,1,2,2-Tetrachloroethane	ND	6.9	1.00	
1,2,4-Trimethylbenzene	ND	7.4	1.00	
1,2,4-Trichlorobenzene	ND	15	1.00	
Vinyl Acetate	ND	7.0	1.00	
Vinyl Chloride	ND	1.3	1.00	
<u>Surrogate</u>	<u>Rec. (%)</u>	<u>Control Limits</u>	<u>Qualifiers</u>	
1,4-Bromofluorobenzene	89	68-134		
1,2-Dichloroethane-d4	93	67-133		
Toluene-d8	98	70-130		

RL: Reporting Limit. DF: Dilution Factor. MDL: Method Detection Limit.



Calscience

## Analytical Report

Treadwell & Rollo - A Langan Company  
555 Montgomery St., Suite 1300  
San Francisco, CA 94111-2554

Date Received: 11/22/14  
Work Order: 14-11-1876  
Preparation: N/A  
Method: EPA TO-15  
Units: ug/m3

Project: 3093 Broadway / 731637001

Page 5 of 38

Client Sample Number	Lab Sample Number	Date/Time Collected	Matrix	Instrument	Date Prepared	Date/Time Analyzed	QC Batch ID
SV-9-111714	14-11-1876-3-A	11/17/14 15:40	Air	GC/MS II	N/A	11/24/14 20:42	141124L01

Parameter	Result	RL	DF	Qualifiers
Acetone	86	5.5	1.15	
Benzene	53	1.8	1.15	
Benzyl Chloride	ND	8.9	1.15	
Bromodichloromethane	ND	3.9	1.15	
Bromoform	ND	5.9	1.15	
Bromomethane	ND	2.2	1.15	
2-Butanone	27	5.1	1.15	
Carbon Disulfide	8.7	7.2	1.15	
Carbon Tetrachloride	ND	3.6	1.15	
Chlorobenzene	ND	2.6	1.15	
Chloroethane	ND	1.5	1.15	
Chloroform	ND	2.8	1.15	
Chloromethane	6.8	1.2	1.15	
Dibromochloromethane	ND	4.9	1.15	
Dichlorodifluoromethane	ND	2.8	1.15	
Diisopropyl Ether (DIPE)	ND	9.6	1.15	
1,1-Dichloroethane	ND	2.3	1.15	
1,1-Dichloroethene	ND	2.3	1.15	
1,2-Dibromoethane	ND	4.4	1.15	
Dichlorotetrafluoroethane	ND	16	1.15	
1,2-Dichlorobenzene	ND	3.5	1.15	
1,2-Dichloroethane	ND	2.3	1.15	
1,2-Dichloropropane	ND	2.7	1.15	
1,3-Dichlorobenzene	ND	3.5	1.15	
1,4-Dichlorobenzene	ND	3.5	1.15	
c-1,3-Dichloropropene	ND	2.6	1.15	
c-1,2-Dichloroethene	ND	2.3	1.15	
t-1,2-Dichloroethene	ND	2.3	1.15	
t-1,3-Dichloropropene	ND	5.2	1.15	
Ethanol	34	11	1.15	
Ethyl-t-Butyl Ether (ETBE)	ND	9.6	1.15	
Ethylbenzene	3.7	2.5	1.15	
4-Ethyltoluene	ND	2.8	1.15	
Hexachloro-1,3-Butadiene	ND	18	1.15	
2-Hexanone	ND	7.1	1.15	

RL: Reporting Limit. DF: Dilution Factor. MDL: Method Detection Limit.



Calscience

## Analytical Report

Treadwell & Rollo - A Langan Company  
555 Montgomery St., Suite 1300  
San Francisco, CA 94111-2554

Date Received: 11/22/14  
Work Order: 14-11-1876  
Preparation: N/A  
Method: EPA TO-15  
Units: ug/m3

Project: 3093 Broadway / 731637001

Page 6 of 38

<u>Parameter</u>	<u>Result</u>	<u>RL</u>	<u>DF</u>	<u>Qualifiers</u>
Methyl-t-Butyl Ether (MTBE)	ND	8.3	1.15	
Methylene Chloride	ND	20	1.15	
4-Methyl-2-Pentanone	ND	7.1	1.15	
Naphthalene	ND	30	1.15	
o-Xylene	2.9	2.5	1.15	
p/m-Xylene	ND	10	1.15	
Styrene	ND	7.3	1.15	
Tert-Amyl-Methyl Ether (TAME)	ND	9.6	1.15	
Tert-Butyl Alcohol (TBA)	ND	7.0	1.15	
Tetrachloroethene	11	3.9	1.15	
Toluene	76	2.2	1.15	
Trichloroethene	ND	3.1	1.15	
Trichlorofluoromethane	ND	6.5	1.15	
1,1,2-Trichloro-1,2,2-Trifluoroethane	ND	13	1.15	
1,1,1-Trichloroethane	ND	3.1	1.15	
1,1,2-Trichloroethane	ND	3.1	1.15	
1,3,5-Trimethylbenzene	ND	2.8	1.15	
1,1,2,2-Tetrachloroethane	ND	7.9	1.15	
1,2,4-Trimethylbenzene	ND	8.5	1.15	
1,2,4-Trichlorobenzene	ND	17	1.15	
Vinyl Acetate	ND	8.1	1.15	
Vinyl Chloride	ND	1.5	1.15	
<u>Surrogate</u>	<u>Rec. (%)</u>	<u>Control Limits</u>	<u>Qualifiers</u>	
1,4-Bromofluorobenzene	108	68-134		
1,2-Dichloroethane-d4	104	67-133		
Toluene-d8	101	70-130		


 Return to Contents

RL: Reporting Limit. DF: Dilution Factor. MDL: Method Detection Limit.

## Analytical Report

Treadwell & Rollo - A Langan Company  
555 Montgomery St., Suite 1300  
San Francisco, CA 94111-2554

Date Received: 11/22/14  
Work Order: 14-11-1876  
Preparation: N/A  
Method: EPA TO-15  
Units: ug/m3

Project: 3093 Broadway / 731637001

Page 7 of 38

Client Sample Number	Lab Sample Number	Date/Time Collected	Matrix	Instrument	Date Prepared	Date/Time Analyzed	QC Batch ID
SV-6-111814	14-11-1876-4-A	11/18/14 08:06	Air	GC/MS II	N/A	11/24/14 21:39	141124L01

Parameter	Result	RL	DF	Qualifiers
Acetone	210	4.8	1.00	
Benzene	38	1.6	1.00	
Benzyl Chloride	ND	7.8	1.00	
Bromodichloromethane	ND	3.4	1.00	
Bromoform	ND	5.2	1.00	
Bromomethane	ND	1.9	1.00	
2-Butanone	13	4.4	1.00	
Carbon Disulfide	66	6.2	1.00	
Carbon Tetrachloride	ND	3.1	1.00	
Chlorobenzene	ND	2.3	1.00	
Chloroethane	ND	1.3	1.00	
Chloroform	5.7	2.4	1.00	
Chloromethane	6.9	1.0	1.00	
Dibromochloromethane	ND	4.3	1.00	
Dichlorodifluoromethane	ND	2.5	1.00	
Diisopropyl Ether (DIPE)	ND	8.4	1.00	
1,1-Dichloroethane	ND	2.0	1.00	
1,1-Dichloroethene	ND	2.0	1.00	
1,2-Dibromoethane	ND	3.8	1.00	
Dichlorotetrafluoroethane	ND	14	1.00	
1,2-Dichlorobenzene	ND	3.0	1.00	
1,2-Dichloroethane	ND	2.0	1.00	
1,2-Dichloropropane	ND	2.3	1.00	
1,3-Dichlorobenzene	ND	3.0	1.00	
1,4-Dichlorobenzene	ND	3.0	1.00	
c-1,3-Dichloropropene	ND	2.3	1.00	
c-1,2-Dichloroethene	ND	2.0	1.00	
t-1,2-Dichloroethene	ND	2.0	1.00	
t-1,3-Dichloropropene	ND	4.5	1.00	
Ethanol	37	9.4	1.00	
Ethyl-t-Butyl Ether (ETBE)	ND	8.4	1.00	
Ethylbenzene	5.4	2.2	1.00	
4-Ethyltoluene	ND	2.5	1.00	
Hexachloro-1,3-Butadiene	ND	16	1.00	
2-Hexanone	ND	6.1	1.00	

RL: Reporting Limit. DF: Dilution Factor. MDL: Method Detection Limit.



Calscience

## Analytical Report

Treadwell & Rollo - A Langan Company  
 555 Montgomery St., Suite 1300  
 San Francisco, CA 94111-2554

Date Received: 11/22/14  
 Work Order: 14-11-1876  
 Preparation: N/A  
 Method: EPA TO-15  
 Units: ug/m3

Project: 3093 Broadway / 731637001

Page 8 of 38

<u>Parameter</u>	<u>Result</u>	<u>RL</u>	<u>DF</u>	<u>Qualifiers</u>
Methyl-t-Butyl Ether (MTBE)	ND	7.2	1.00	
Methylene Chloride	ND	17	1.00	
4-Methyl-2-Pentanone	ND	6.1	1.00	
Naphthalene	ND	26	1.00	
o-Xylene	4.4	2.2	1.00	
p/m-Xylene	15	8.7	1.00	
Styrene	ND	6.4	1.00	
Tert-Amyl-Methyl Ether (TAME)	ND	8.4	1.00	
Tert-Butyl Alcohol (TBA)	ND	6.1	1.00	
Tetrachloroethene	ND	3.4	1.00	
Toluene	130	1.9	1.00	
Trichloroethene	ND	2.7	1.00	
Trichlorofluoromethane	ND	5.6	1.00	
1,1,2-Trichloro-1,2,2-Trifluoroethane	ND	11	1.00	
1,1,1-Trichloroethane	ND	2.7	1.00	
1,1,2-Trichloroethane	ND	2.7	1.00	
1,3,5-Trimethylbenzene	ND	2.5	1.00	
1,1,2,2-Tetrachloroethane	ND	6.9	1.00	
1,2,4-Trimethylbenzene	ND	7.4	1.00	
1,2,4-Trichlorobenzene	ND	15	1.00	
Vinyl Acetate	ND	7.0	1.00	
Vinyl Chloride	ND	1.3	1.00	
<u>Surrogate</u>	<u>Rec. (%)</u>	<u>Control Limits</u>	<u>Qualifiers</u>	
1,4-Bromofluorobenzene	105	68-134		
1,2-Dichloroethane-d4	97	67-133		
Toluene-d8	114	70-130		


 Return to Contents

RL: Reporting Limit. DF: Dilution Factor. MDL: Method Detection Limit.

## Analytical Report

Treadwell & Rollo - A Langan Company  
555 Montgomery St., Suite 1300  
San Francisco, CA 94111-2554

Date Received: 11/22/14  
Work Order: 14-11-1876  
Preparation: N/A  
Method: EPA TO-15  
Units: ug/m3

Project: 3093 Broadway / 731637001

Page 9 of 38

Client Sample Number	Lab Sample Number	Date/Time Collected	Matrix	Instrument	Date Prepared	Date/Time Analyzed	QC Batch ID
SV-8-111814	14-11-1876-5-A	11/18/14 08:56	Air	GC/MS II	N/A	11/24/14 16:30	141124L01

Parameter	Result	RL	DF	Qualifiers
Acetone	58	4.8	1.00	
Benzene	ND	1.6	1.00	
Benzyl Chloride	ND	7.8	1.00	
Bromodichloromethane	ND	3.4	1.00	
Bromoform	ND	5.2	1.00	
Bromomethane	ND	1.9	1.00	
2-Butanone	8.3	4.4	1.00	
Carbon Disulfide	ND	6.2	1.00	
Carbon Tetrachloride	ND	3.1	1.00	
Chlorobenzene	ND	2.3	1.00	
Chloroethane	ND	1.3	1.00	
Chloroform	ND	2.4	1.00	
Chloromethane	1.2	1.0	1.00	
Dibromochloromethane	ND	4.3	1.00	
Dichlorodifluoromethane	ND	2.5	1.00	
Diisopropyl Ether (DIPE)	ND	8.4	1.00	
1,1-Dichloroethane	ND	2.0	1.00	
1,1-Dichloroethene	ND	2.0	1.00	
1,2-Dibromoethane	ND	3.8	1.00	
Dichlorotetrafluoroethane	ND	14	1.00	
1,2-Dichlorobenzene	ND	3.0	1.00	
1,2-Dichloroethane	ND	2.0	1.00	
1,2-Dichloropropane	ND	2.3	1.00	
1,3-Dichlorobenzene	ND	3.0	1.00	
1,4-Dichlorobenzene	ND	3.0	1.00	
c-1,3-Dichloropropene	ND	2.3	1.00	
c-1,2-Dichloroethene	ND	2.0	1.00	
t-1,2-Dichloroethene	ND	2.0	1.00	
t-1,3-Dichloropropene	ND	4.5	1.00	
Ethanol	17	9.4	1.00	
Ethyl-t-Butyl Ether (ETBE)	ND	8.4	1.00	
Ethylbenzene	ND	2.2	1.00	
4-Ethyltoluene	ND	2.5	1.00	
Hexachloro-1,3-Butadiene	ND	16	1.00	
2-Hexanone	ND	6.1	1.00	

RL: Reporting Limit. DF: Dilution Factor. MDL: Method Detection Limit.





Calscience

## Analytical Report

Treadwell & Rollo - A Langan Company  
 555 Montgomery St., Suite 1300  
 San Francisco, CA 94111-2554

Date Received: 11/22/14  
 Work Order: 14-11-1876  
 Preparation: N/A  
 Method: EPA TO-15  
 Units: ug/m3

Project: 3093 Broadway / 731637001

Page 10 of 38

<u>Parameter</u>	<u>Result</u>	<u>RL</u>	<u>DF</u>	<u>Qualifiers</u>
Methyl-t-Butyl Ether (MTBE)	ND	7.2	1.00	
Methylene Chloride	ND	17	1.00	
4-Methyl-2-Pentanone	ND	6.1	1.00	
Naphthalene	ND	26	1.00	
o-Xylene	ND	2.2	1.00	
p/m-Xylene	ND	8.7	1.00	
Styrene	ND	6.4	1.00	
Tert-Amyl-Methyl Ether (TAME)	ND	8.4	1.00	
Tert-Butyl Alcohol (TBA)	ND	6.1	1.00	
Tetrachloroethene	ND	3.4	1.00	
Toluene	36	1.9	1.00	
Trichloroethene	ND	2.7	1.00	
Trichlorofluoromethane	ND	5.6	1.00	
1,1,2-Trichloro-1,2,2-Trifluoroethane	ND	11	1.00	
1,1,1-Trichloroethane	ND	2.7	1.00	
1,1,2-Trichloroethane	ND	2.7	1.00	
1,3,5-Trimethylbenzene	ND	2.5	1.00	
1,1,2,2-Tetrachloroethane	ND	6.9	1.00	
1,2,4-Trimethylbenzene	ND	7.4	1.00	
1,2,4-Trichlorobenzene	ND	15	1.00	
Vinyl Acetate	ND	7.0	1.00	
Vinyl Chloride	ND	1.3	1.00	
<u>Surrogate</u>	<u>Rec. (%)</u>	<u>Control Limits</u>	<u>Qualifiers</u>	
1,4-Bromofluorobenzene	108	68-134		
1,2-Dichloroethane-d4	105	67-133		
Toluene-d8	95	70-130		


 Return to Contents

RL: Reporting Limit. DF: Dilution Factor. MDL: Method Detection Limit.



Calscience

## Analytical Report

Treadwell & Rollo - A Langan Company  
555 Montgomery St., Suite 1300  
San Francisco, CA 94111-2554

Date Received: 11/22/14  
Work Order: 14-11-1876  
Preparation: N/A  
Method: EPA TO-15  
Units: ug/m3

Project: 3093 Broadway / 731637001

Page 11 of 38

Client Sample Number	Lab Sample Number	Date/Time Collected	Matrix	Instrument	Date Prepared	Date/Time Analyzed	QC Batch ID
SV-1-111814	14-11-1876-6-A	11/18/14 10:00	Air	GC/MS II	N/A	11/24/14 17:25	141124L01

Parameter	Result	RL	DF	Qualifiers
Acetone	110	4.8	1.00	
Benzene	7.8	1.6	1.00	
Benzyl Chloride	ND	7.8	1.00	
Bromodichloromethane	ND	3.4	1.00	
Bromoform	ND	5.2	1.00	
Bromomethane	ND	1.9	1.00	
2-Butanone	14	4.4	1.00	
Carbon Disulfide	ND	6.2	1.00	
Carbon Tetrachloride	ND	3.1	1.00	
Chlorobenzene	ND	2.3	1.00	
Chloroethane	ND	1.3	1.00	
Chloroform	190	2.4	1.00	
Chloromethane	2.4	1.0	1.00	
Dibromochloromethane	ND	4.3	1.00	
Dichlorodifluoromethane	3.1	2.5	1.00	
Diisopropyl Ether (DIPE)	ND	8.4	1.00	
1,1-Dichloroethane	ND	2.0	1.00	
1,1-Dichloroethene	ND	2.0	1.00	
1,2-Dibromoethane	ND	3.8	1.00	
Dichlorotetrafluoroethane	ND	14	1.00	
1,2-Dichlorobenzene	ND	3.0	1.00	
1,2-Dichloroethane	ND	2.0	1.00	
1,2-Dichloropropane	ND	2.3	1.00	
1,3-Dichlorobenzene	ND	3.0	1.00	
1,4-Dichlorobenzene	ND	3.0	1.00	
c-1,3-Dichloropropene	ND	2.3	1.00	
c-1,2-Dichloroethene	ND	2.0	1.00	
t-1,2-Dichloroethene	ND	2.0	1.00	
t-1,3-Dichloropropene	ND	4.5	1.00	
Ethanol	18	9.4	1.00	
Ethyl-t-Butyl Ether (ETBE)	ND	8.4	1.00	
Ethylbenzene	ND	2.2	1.00	
4-Ethyltoluene	ND	2.5	1.00	
Hexachloro-1,3-Butadiene	ND	16	1.00	
2-Hexanone	ND	6.1	1.00	

RL: Reporting Limit. DF: Dilution Factor. MDL: Method Detection Limit.



Calscience

## Analytical Report

Treadwell & Rollo - A Langan Company  
 555 Montgomery St., Suite 1300  
 San Francisco, CA 94111-2554

Date Received: 11/22/14  
 Work Order: 14-11-1876  
 Preparation: N/A  
 Method: EPA TO-15  
 Units: ug/m3

Project: 3093 Broadway / 731637001

Page 12 of 38

<u>Parameter</u>	<u>Result</u>	<u>RL</u>	<u>DF</u>	<u>Qualifiers</u>
Methyl-t-Butyl Ether (MTBE)	ND	7.2	1.00	
Methylene Chloride	ND	17	1.00	
4-Methyl-2-Pentanone	ND	6.1	1.00	
Naphthalene	ND	26	1.00	
o-Xylene	ND	2.2	1.00	
p/m-Xylene	ND	8.7	1.00	
Styrene	ND	6.4	1.00	
Tert-Amyl-Methyl Ether (TAME)	ND	8.4	1.00	
Tert-Butyl Alcohol (TBA)	ND	6.1	1.00	
Tetrachloroethene	87	3.4	1.00	
Toluene	39	1.9	1.00	
Trichloroethene	ND	2.7	1.00	
Trichlorofluoromethane	6.0	5.6	1.00	
1,1,2-Trichloro-1,2,2-Trifluoroethane	ND	11	1.00	
1,1,1-Trichloroethane	5.5	2.7	1.00	
1,1,2-Trichloroethane	ND	2.7	1.00	
1,3,5-Trimethylbenzene	ND	2.5	1.00	
1,1,2,2-Tetrachloroethane	ND	6.9	1.00	
1,2,4-Trimethylbenzene	ND	7.4	1.00	
1,2,4-Trichlorobenzene	ND	15	1.00	
Vinyl Acetate	ND	7.0	1.00	
Vinyl Chloride	ND	1.3	1.00	
<u>Surrogate</u>	<u>Rec. (%)</u>	<u>Control Limits</u>	<u>Qualifiers</u>	
1,4-Bromofluorobenzene	110	68-134		
1,2-Dichloroethane-d4	104	67-133		
Toluene-d8	96	70-130		

RL: Reporting Limit. DF: Dilution Factor. MDL: Method Detection Limit.

## Analytical Report

Treadwell & Rollo - A Langan Company  
555 Montgomery St., Suite 1300  
San Francisco, CA 94111-2554

Date Received: 11/22/14  
Work Order: 14-11-1876  
Preparation: N/A  
Method: EPA TO-15  
Units: ug/m3

Project: 3093 Broadway / 731637001

Page 13 of 38

Client Sample Number	Lab Sample Number	Date/Time Collected	Matrix	Instrument	Date Prepared	Date/Time Analyzed	QC Batch ID
SV-12-111814	14-11-1876-7-A	11/18/14 15:15	Air	GC/MS II	N/A	11/25/14 15:12	141125L01

Parameter	Result	RL	DF	Qualifiers
Acetone	86	18	3.85	
Benzene	30	6.1	3.85	
Benzyl Chloride	ND	30	3.85	
Bromodichloromethane	ND	13	3.85	
Bromoform	ND	20	3.85	
Bromomethane	ND	7.5	3.85	
2-Butanone	20	17	3.85	
Carbon Disulfide	ND	24	3.85	
Carbon Tetrachloride	ND	12	3.85	
Chlorobenzene	ND	8.9	3.85	
Chloroethane	ND	5.1	3.85	
Chloroform	ND	9.4	3.85	
Chloromethane	7.7	4.0	3.85	
Dibromochloromethane	ND	16	3.85	
Dichlorodifluoromethane	ND	9.5	3.85	
Diisopropyl Ether (DIPE)	ND	32	3.85	
1,1-Dichloroethane	ND	7.8	3.85	
1,1-Dichloroethene	ND	7.6	3.85	
1,2-Dibromoethane	ND	15	3.85	
Dichlorotetrafluoroethane	ND	54	3.85	
1,2-Dichlorobenzene	ND	12	3.85	
1,2-Dichloroethane	ND	7.8	3.85	
1,2-Dichloropropane	ND	8.9	3.85	
1,3-Dichlorobenzene	ND	12	3.85	
1,4-Dichlorobenzene	ND	12	3.85	
c-1,3-Dichloropropene	ND	8.7	3.85	
c-1,2-Dichloroethene	ND	7.6	3.85	
t-1,2-Dichloroethene	ND	7.6	3.85	
t-1,3-Dichloropropene	ND	17	3.85	
Ethanol	ND	36	3.85	
Ethyl-t-Butyl Ether (ETBE)	ND	32	3.85	
Ethylbenzene	ND	8.4	3.85	
4-Ethyltoluene	ND	9.5	3.85	
Hexachloro-1,3-Butadiene	ND	62	3.85	
2-Hexanone	ND	24	3.85	

RL: Reporting Limit. DF: Dilution Factor. MDL: Method Detection Limit.



Calscience

## Analytical Report

Treadwell & Rollo - A Langan Company  
555 Montgomery St., Suite 1300  
San Francisco, CA 94111-2554

Date Received: 11/22/14  
Work Order: 14-11-1876  
Preparation: N/A  
Method: EPA TO-15  
Units: ug/m3

Project: 3093 Broadway / 731637001

Page 14 of 38

<u>Parameter</u>	<u>Result</u>	<u>RL</u>	<u>DF</u>	<u>Qualifiers</u>
Methyl-t-Butyl Ether (MTBE)	ND	28	3.85	
Methylene Chloride	ND	67	3.85	
4-Methyl-2-Pentanone	ND	24	3.85	
Naphthalene	ND	100	3.85	
o-Xylene	ND	8.4	3.85	
p/m-Xylene	ND	33	3.85	
Styrene	ND	25	3.85	
Tert-Amyl-Methyl Ether (TAME)	ND	32	3.85	
Tert-Butyl Alcohol (TBA)	ND	23	3.85	
Tetrachloroethene	ND	13	3.85	
Toluene	41	7.2	3.85	
Trichloroethene	ND	10	3.85	
Trichlorofluoromethane	ND	22	3.85	
1,1,2-Trichloro-1,2,2-Trifluoroethane	ND	44	3.85	
1,1,1-Trichloroethane	ND	10	3.85	
1,1,2-Trichloroethane	ND	10	3.85	
1,3,5-Trimethylbenzene	ND	9.5	3.85	
1,1,2,2-Tetrachloroethane	ND	26	3.85	
1,2,4-Trimethylbenzene	ND	28	3.85	
1,2,4-Trichlorobenzene	ND	57	3.85	
Vinyl Acetate	ND	27	3.85	
Vinyl Chloride	ND	4.9	3.85	
<u>Surrogate</u>	<u>Rec. (%)</u>	<u>Control Limits</u>	<u>Qualifiers</u>	
1,4-Bromofluorobenzene	103	68-134		
1,2-Dichloroethane-d4	100	67-133		
Toluene-d8	98	70-130		

Return to Contents

RL: Reporting Limit. DF: Dilution Factor. MDL: Method Detection Limit.

## Analytical Report

Treadwell & Rollo - A Langan Company  
555 Montgomery St., Suite 1300  
San Francisco, CA 94111-2554

Date Received: 11/22/14  
Work Order: 14-11-1876  
Preparation: N/A  
Method: EPA TO-15  
Units: ug/m3

Project: 3093 Broadway / 731637001

Page 15 of 38

Client Sample Number	Lab Sample Number	Date/Time Collected	Matrix	Instrument	Date Prepared	Date/Time Analyzed	QC Batch ID
SV-7-111814	14-11-1876-8-A	11/18/14 15:41	Air	GC/MS II	N/A	11/25/14 16:02	141125L01

Parameter	Result	RL	DF	Qualifiers
Acetone	160	8.5	1.79	
Benzene	65	2.9	1.79	
Benzyl Chloride	ND	14	1.79	
Bromodichloromethane	ND	6.0	1.79	
Bromoform	ND	9.3	1.79	
Bromomethane	ND	3.5	1.79	
2-Butanone	56	7.9	1.79	
Carbon Disulfide	18	11	1.79	
Carbon Tetrachloride	ND	5.6	1.79	
Chlorobenzene	ND	4.1	1.79	
Chloroethane	ND	2.4	1.79	
Chloroform	ND	4.4	1.79	
Chloromethane	ND	1.8	1.79	
Dibromochloromethane	ND	7.6	1.79	
Dichlorodifluoromethane	ND	4.4	1.79	
Diisopropyl Ether (DIPE)	ND	15	1.79	
1,1-Dichloroethane	ND	3.6	1.79	
1,1-Dichloroethene	ND	3.5	1.79	
1,2-Dibromoethane	ND	6.9	1.79	
Dichlorotetrafluoroethane	ND	25	1.79	
1,2-Dichlorobenzene	ND	5.4	1.79	
1,2-Dichloroethane	ND	3.6	1.79	
1,2-Dichloropropane	ND	4.1	1.79	
1,3-Dichlorobenzene	ND	5.4	1.79	
1,4-Dichlorobenzene	ND	5.4	1.79	
c-1,3-Dichloropropene	ND	4.1	1.79	
c-1,2-Dichloroethene	ND	3.5	1.79	
t-1,2-Dichloroethene	ND	3.5	1.79	
t-1,3-Dichloropropene	ND	8.1	1.79	
Ethanol	23	17	1.79	
Ethyl-t-Butyl Ether (ETBE)	ND	15	1.79	
Ethylbenzene	7.1	3.9	1.79	
4-Ethyltoluene	ND	4.4	1.79	
Hexachloro-1,3-Butadiene	ND	29	1.79	
2-Hexanone	ND	11	1.79	

RL: Reporting Limit. DF: Dilution Factor. MDL: Method Detection Limit.

## Analytical Report

Treadwell & Rollo - A Langan Company  
555 Montgomery St., Suite 1300  
San Francisco, CA 94111-2554

Date Received: 11/22/14  
Work Order: 14-11-1876  
Preparation: N/A  
Method: EPA TO-15  
Units: ug/m3

Project: 3093 Broadway / 731637001

Page 16 of 38

<u>Parameter</u>	<u>Result</u>	<u>RL</u>	<u>DF</u>	<u>Qualifiers</u>
Methyl-t-Butyl Ether (MTBE)	ND	13	1.79	
Methylene Chloride	ND	31	1.79	
4-Methyl-2-Pentanone	ND	11	1.79	
Naphthalene	ND	47	1.79	
o-Xylene	ND	3.9	1.79	
p/m-Xylene	ND	16	1.79	
Styrene	ND	11	1.79	
Tert-Amyl-Methyl Ether (TAME)	ND	15	1.79	
Tert-Butyl Alcohol (TBA)	ND	11	1.79	
Tetrachloroethene	ND	6.1	1.79	
Toluene	68	3.4	1.79	
Trichloroethene	ND	4.8	1.79	
Trichlorofluoromethane	ND	10	1.79	
1,1,2-Trichloro-1,2,2-Trifluoroethane	ND	21	1.79	
1,1,1-Trichloroethane	ND	4.9	1.79	
1,1,2-Trichloroethane	ND	4.9	1.79	
1,3,5-Trimethylbenzene	ND	4.4	1.79	
1,1,2,2-Tetrachloroethane	ND	12	1.79	
1,2,4-Trimethylbenzene	ND	13	1.79	
1,2,4-Trichlorobenzene	ND	27	1.79	
Vinyl Acetate	ND	13	1.79	
Vinyl Chloride	ND	2.3	1.79	
<u>Surrogate</u>	<u>Rec. (%)</u>	<u>Control Limits</u>	<u>Qualifiers</u>	
1,4-Bromofluorobenzene	100	68-134		
1,2-Dichloroethane-d4	96	67-133		
Toluene-d8	101	70-130		


  
Return to Contents

RL: Reporting Limit. DF: Dilution Factor. MDL: Method Detection Limit.



Calscience

## Analytical Report

Treadwell & Rollo - A Langan Company  
555 Montgomery St., Suite 1300  
San Francisco, CA 94111-2554

Date Received: 11/22/14  
Work Order: 14-11-1876  
Preparation: N/A  
Method: EPA TO-15  
Units: ug/m3

Project: 3093 Broadway / 731637001

Page 17 of 38

Client Sample Number	Lab Sample Number	Date/Time Collected	Matrix	Instrument	Date Prepared	Date/Time Analyzed	QC Batch ID
SV-3-111814	14-11-1876-9-A	11/18/14 14:20	Air	GC/MS K	N/A	11/24/14 21:59	141124L01

Parameter	Result	RL	DF	Qualifiers
Acetone	140	38	8.00	
Benzene	72	13	8.00	
Benzyl Chloride	ND	62	8.00	
Bromodichloromethane	ND	27	8.00	
Bromoform	ND	41	8.00	
Bromomethane	ND	16	8.00	
2-Butanone	67	35	8.00	
Carbon Disulfide	ND	50	8.00	
Carbon Tetrachloride	ND	25	8.00	
Chlorobenzene	ND	18	8.00	
Chloroethane	ND	11	8.00	
Chloroform	ND	20	8.00	
Chloromethane	ND	8.3	8.00	
Dibromochloromethane	ND	34	8.00	
Dichlorodifluoromethane	ND	20	8.00	
Diisopropyl Ether (DIPE)	ND	67	8.00	
1,1-Dichloroethane	ND	16	8.00	
1,1-Dichloroethene	ND	16	8.00	
1,2-Dibromoethane	ND	31	8.00	
Dichlorotetrafluoroethane	ND	110	8.00	
1,2-Dichlorobenzene	ND	24	8.00	
1,2-Dichloroethane	ND	16	8.00	
1,2-Dichloropropane	ND	18	8.00	
1,3-Dichlorobenzene	ND	24	8.00	
1,4-Dichlorobenzene	ND	24	8.00	
c-1,3-Dichloropropene	ND	18	8.00	
c-1,2-Dichloroethene	ND	16	8.00	
t-1,2-Dichloroethene	ND	16	8.00	
t-1,3-Dichloropropene	ND	36	8.00	
Ethanol	ND	75	8.00	
Ethyl-t-Butyl Ether (ETBE)	ND	67	8.00	
Ethylbenzene	ND	17	8.00	
4-Ethyltoluene	ND	20	8.00	
Hexachloro-1,3-Butadiene	ND	130	8.00	
2-Hexanone	ND	49	8.00	

RL: Reporting Limit. DF: Dilution Factor. MDL: Method Detection Limit.





Calscience

## Analytical Report

Treadwell & Rollo - A Langan Company  
555 Montgomery St., Suite 1300  
San Francisco, CA 94111-2554

Date Received: 11/22/14  
Work Order: 14-11-1876  
Preparation: N/A  
Method: EPA TO-15  
Units: ug/m3

Project: 3093 Broadway / 731637001

Page 18 of 38

<u>Parameter</u>	<u>Result</u>	<u>RL</u>	<u>DF</u>	<u>Qualifiers</u>
Methyl-t-Butyl Ether (MTBE)	ND	58	8.00	
Methylene Chloride	ND	140	8.00	
4-Methyl-2-Pentanone	ND	49	8.00	
Naphthalene	ND	210	8.00	
o-Xylene	ND	17	8.00	
p/m-Xylene	ND	69	8.00	
Styrene	ND	51	8.00	
Tert-Amyl-Methyl Ether (TAME)	ND	67	8.00	
Tert-Butyl Alcohol (TBA)	ND	49	8.00	
Tetrachloroethene	ND	27	8.00	
Toluene	89	15	8.00	
Trichloroethene	ND	21	8.00	
Trichlorofluoromethane	ND	45	8.00	
1,1,2-Trichloro-1,2,2-Trifluoroethane	ND	92	8.00	
1,1,1-Trichloroethane	ND	22	8.00	
1,1,2-Trichloroethane	ND	22	8.00	
1,3,5-Trimethylbenzene	ND	20	8.00	
1,1,2,2-Tetrachloroethane	ND	55	8.00	
1,2,4-Trimethylbenzene	ND	59	8.00	
1,2,4-Trichlorobenzene	ND	120	8.00	
Vinyl Acetate	ND	56	8.00	
Vinyl Chloride	ND	10	8.00	
<u>Surrogate</u>	<u>Rec. (%)</u>	<u>Control Limits</u>	<u>Qualifiers</u>	
1,4-Bromofluorobenzene	122	68-134		
1,2-Dichloroethane-d4	96	67-133		
Toluene-d8	97	70-130		


 Return to Contents

RL: Reporting Limit. DF: Dilution Factor. MDL: Method Detection Limit.

## Analytical Report

Treadwell & Rollo - A Langan Company  
555 Montgomery St., Suite 1300  
San Francisco, CA 94111-2554

Date Received: 11/22/14  
Work Order: 14-11-1876  
Preparation: N/A  
Method: EPA TO-15  
Units: ug/m3

Project: 3093 Broadway / 731637001

Page 19 of 38

Client Sample Number	Lab Sample Number	Date/Time Collected	Matrix	Instrument	Date Prepared	Date/Time Analyzed	QC Batch ID
SV-3-111814-DUP	14-11-1876-10-A	11/18/14 14:20	Air	GC/MS K	N/A	11/24/14 22:46	141124L01

Parameter	Result	RL	DF	Qualifiers
Acetone	110	38	8.00	
Benzene	69	13	8.00	
Benzyl Chloride	ND	62	8.00	
Bromodichloromethane	ND	27	8.00	
Bromoform	ND	41	8.00	
Bromomethane	ND	16	8.00	
2-Butanone	60	35	8.00	
Carbon Disulfide	ND	50	8.00	
Carbon Tetrachloride	ND	25	8.00	
Chlorobenzene	ND	18	8.00	
Chloroethane	ND	11	8.00	
Chloroform	ND	20	8.00	
Chloromethane	ND	8.3	8.00	
Dibromochloromethane	ND	34	8.00	
Dichlorodifluoromethane	ND	20	8.00	
Diisopropyl Ether (DIPE)	ND	67	8.00	
1,1-Dichloroethane	ND	16	8.00	
1,1-Dichloroethene	ND	16	8.00	
1,2-Dibromoethane	ND	31	8.00	
Dichlorotetrafluoroethane	ND	110	8.00	
1,2-Dichlorobenzene	ND	24	8.00	
1,2-Dichloroethane	ND	16	8.00	
1,2-Dichloropropane	ND	18	8.00	
1,3-Dichlorobenzene	ND	24	8.00	
1,4-Dichlorobenzene	ND	24	8.00	
c-1,3-Dichloropropene	ND	18	8.00	
c-1,2-Dichloroethene	ND	16	8.00	
t-1,2-Dichloroethene	ND	16	8.00	
t-1,3-Dichloropropene	ND	36	8.00	
Ethanol	ND	75	8.00	
Ethyl-t-Butyl Ether (ETBE)	ND	67	8.00	
Ethylbenzene	ND	17	8.00	
4-Ethyltoluene	ND	20	8.00	
Hexachloro-1,3-Butadiene	ND	130	8.00	
2-Hexanone	ND	49	8.00	

RL: Reporting Limit. DF: Dilution Factor. MDL: Method Detection Limit.

## Analytical Report

Treadwell & Rollo - A Langan Company  
 555 Montgomery St., Suite 1300  
 San Francisco, CA 94111-2554

Date Received: 11/22/14  
 Work Order: 14-11-1876  
 Preparation: N/A  
 Method: EPA TO-15  
 Units: ug/m3

Project: 3093 Broadway / 731637001

Page 20 of 38

<u>Parameter</u>	<u>Result</u>	<u>RL</u>	<u>DF</u>	<u>Qualifiers</u>
Methyl-t-Butyl Ether (MTBE)	ND	58	8.00	
Methylene Chloride	ND	140	8.00	
4-Methyl-2-Pentanone	ND	49	8.00	
Naphthalene	ND	210	8.00	
o-Xylene	ND	17	8.00	
p/m-Xylene	ND	69	8.00	
Styrene	ND	51	8.00	
Tert-Amyl-Methyl Ether (TAME)	ND	67	8.00	
Tert-Butyl Alcohol (TBA)	ND	49	8.00	
Tetrachloroethene	ND	27	8.00	
Toluene	89	15	8.00	
Trichloroethene	ND	21	8.00	
Trichlorofluoromethane	ND	45	8.00	
1,1,2-Trichloro-1,2,2-Trifluoroethane	ND	92	8.00	
1,1,1-Trichloroethane	ND	22	8.00	
1,1,2-Trichloroethane	ND	22	8.00	
1,3,5-Trimethylbenzene	ND	20	8.00	
1,1,2,2-Tetrachloroethane	ND	55	8.00	
1,2,4-Trimethylbenzene	ND	59	8.00	
1,2,4-Trichlorobenzene	ND	120	8.00	
Vinyl Acetate	ND	56	8.00	
Vinyl Chloride	ND	10	8.00	
<u>Surrogate</u>	<u>Rec. (%)</u>	<u>Control Limits</u>	<u>Qualifiers</u>	
1,4-Bromofluorobenzene	113	68-134		
1,2-Dichloroethane-d4	97	67-133		
Toluene-d8	96	70-130		

RL: Reporting Limit. DF: Dilution Factor. MDL: Method Detection Limit.

## Analytical Report

Treadwell & Rollo - A Langan Company  
555 Montgomery St., Suite 1300  
San Francisco, CA 94111-2554

Date Received: 11/22/14  
Work Order: 14-11-1876  
Preparation: N/A  
Method: EPA TO-15  
Units: ug/m3

Project: 3093 Broadway / 731637001

Page 21 of 38

Client Sample Number	Lab Sample Number	Date/Time Collected	Matrix	Instrument	Date Prepared	Date/Time Analyzed	QC Batch ID
SV-4-111814	14-11-1876-12-A	11/18/14 16:57	Air	GC/MS K	N/A	11/24/14 23:33	141124L01

Parameter	Result	RL	DF	Qualifiers
Acetone	140	38	8.00	
Benzene	94	13	8.00	
Benzyl Chloride	ND	62	8.00	
Bromodichloromethane	ND	27	8.00	
Bromoform	ND	41	8.00	
Bromomethane	ND	16	8.00	
2-Butanone	84	35	8.00	
Carbon Disulfide	ND	50	8.00	
Carbon Tetrachloride	ND	25	8.00	
Chlorobenzene	ND	18	8.00	
Chloroethane	ND	11	8.00	
Chloroform	ND	20	8.00	
Chloromethane	ND	8.3	8.00	
Dibromochloromethane	ND	34	8.00	
Dichlorodifluoromethane	ND	20	8.00	
Diisopropyl Ether (DIPE)	ND	67	8.00	
1,1-Dichloroethane	ND	16	8.00	
1,1-Dichloroethene	ND	16	8.00	
1,2-Dibromoethane	ND	31	8.00	
Dichlorotetrafluoroethane	ND	110	8.00	
1,2-Dichlorobenzene	ND	24	8.00	
1,2-Dichloroethane	ND	16	8.00	
1,2-Dichloropropane	ND	18	8.00	
1,3-Dichlorobenzene	ND	24	8.00	
1,4-Dichlorobenzene	ND	24	8.00	
c-1,3-Dichloropropene	ND	18	8.00	
c-1,2-Dichloroethene	ND	16	8.00	
t-1,2-Dichloroethene	ND	16	8.00	
t-1,3-Dichloropropene	ND	36	8.00	
Ethanol	ND	75	8.00	
Ethyl-t-Butyl Ether (ETBE)	ND	67	8.00	
Ethylbenzene	ND	17	8.00	
4-Ethyltoluene	ND	20	8.00	
Hexachloro-1,3-Butadiene	ND	130	8.00	
2-Hexanone	ND	49	8.00	

RL: Reporting Limit. DF: Dilution Factor. MDL: Method Detection Limit.



Calscience

## Analytical Report

Treadwell & Rollo - A Langan Company  
 555 Montgomery St., Suite 1300  
 San Francisco, CA 94111-2554

Date Received: 11/22/14  
 Work Order: 14-11-1876  
 Preparation: N/A  
 Method: EPA TO-15  
 Units: ug/m3

Project: 3093 Broadway / 731637001

Page 22 of 38

<u>Parameter</u>	<u>Result</u>	<u>RL</u>	<u>DF</u>	<u>Qualifiers</u>
Methyl-t-Butyl Ether (MTBE)	ND	58	8.00	
Methylene Chloride	ND	140	8.00	
4-Methyl-2-Pentanone	ND	49	8.00	
Naphthalene	ND	210	8.00	
o-Xylene	ND	17	8.00	
p/m-Xylene	ND	69	8.00	
Styrene	ND	51	8.00	
Tert-Amyl-Methyl Ether (TAME)	ND	67	8.00	
Tert-Butyl Alcohol (TBA)	ND	49	8.00	
Tetrachloroethene	ND	27	8.00	
Toluene	64	15	8.00	
Trichloroethene	ND	21	8.00	
Trichlorofluoromethane	ND	45	8.00	
1,1,2-Trichloro-1,2,2-Trifluoroethane	ND	92	8.00	
1,1,1-Trichloroethane	ND	22	8.00	
1,1,2-Trichloroethane	ND	22	8.00	
1,3,5-Trimethylbenzene	ND	20	8.00	
1,1,2,2-Tetrachloroethane	ND	55	8.00	
1,2,4-Trimethylbenzene	ND	59	8.00	
1,2,4-Trichlorobenzene	ND	120	8.00	
Vinyl Acetate	ND	56	8.00	
Vinyl Chloride	ND	10	8.00	
<u>Surrogate</u>	<u>Rec. (%)</u>	<u>Control Limits</u>	<u>Qualifiers</u>	
1,4-Bromofluorobenzene	107	68-134		
1,2-Dichloroethane-d4	99	67-133		
Toluene-d8	97	70-130		


 Return to Contents

RL: Reporting Limit. DF: Dilution Factor. MDL: Method Detection Limit.



Calscience

## Analytical Report

Treadwell & Rollo - A Langan Company  
555 Montgomery St., Suite 1300  
San Francisco, CA 94111-2554

Date Received: 11/22/14  
Work Order: 14-11-1876  
Preparation: N/A  
Method: EPA TO-15  
Units: ug/m3

Project: 3093 Broadway / 731637001

Page 23 of 38

Client Sample Number	Lab Sample Number	Date/Time Collected	Matrix	Instrument	Date Prepared	Date/Time Analyzed	QC Batch ID
SV-11-111914	14-11-1876-13-A	11/19/14 15:00	Air	GC/MS AA	N/A	11/25/14 15:11	141125L01

Parameter	Result	RL	DF	Qualifiers
Acetone	100	14	2.90	
Benzene	6.8	4.6	2.90	
Benzyl Chloride	ND	23	2.90	
Bromodichloromethane	ND	9.7	2.90	
Bromoform	ND	15	2.90	
Bromomethane	ND	5.6	2.90	
2-Butanone	23	13	2.90	
Carbon Disulfide	ND	18	2.90	
Carbon Tetrachloride	ND	9.1	2.90	
Chlorobenzene	ND	6.7	2.90	
Chloroethane	ND	3.8	2.90	
Chloroform	ND	7.1	2.90	
Chloromethane	ND	3.0	2.90	
Dibromochloromethane	ND	12	2.90	
Dichlorodifluoromethane	ND	7.2	2.90	
Diisopropyl Ether (DIPE)	ND	24	2.90	
1,1-Dichloroethane	ND	5.9	2.90	
1,1-Dichloroethene	ND	5.7	2.90	
1,2-Dibromoethane	ND	11	2.90	
Dichlorotetrafluoroethane	ND	41	2.90	
1,2-Dichlorobenzene	ND	8.7	2.90	
1,2-Dichloroethane	ND	5.9	2.90	
1,2-Dichloropropane	ND	6.7	2.90	
1,3-Dichlorobenzene	ND	8.7	2.90	
1,4-Dichlorobenzene	ND	8.7	2.90	
c-1,3-Dichloropropene	ND	6.6	2.90	
c-1,2-Dichloroethene	ND	5.7	2.90	
t-1,2-Dichloroethene	ND	5.7	2.90	
t-1,3-Dichloropropene	ND	13	2.90	
Ethanol	ND	27	2.90	
Ethyl-t-Butyl Ether (ETBE)	ND	24	2.90	
Ethylbenzene	ND	6.3	2.90	
4-Ethyltoluene	ND	7.1	2.90	
Hexachloro-1,3-Butadiene	ND	46	2.90	
2-Hexanone	ND	18	2.90	

RL: Reporting Limit. DF: Dilution Factor. MDL: Method Detection Limit.

## Analytical Report

Treadwell & Rollo - A Langan Company  
555 Montgomery St., Suite 1300  
San Francisco, CA 94111-2554

Date Received: 11/22/14  
Work Order: 14-11-1876  
Preparation: N/A  
Method: EPA TO-15  
Units: ug/m3

Project: 3093 Broadway / 731637001

Page 24 of 38

<u>Parameter</u>	<u>Result</u>	<u>RL</u>	<u>DF</u>	<u>Qualifiers</u>
Methyl-t-Butyl Ether (MTBE)	ND	21	2.90	
Methylene Chloride	ND	50	2.90	
4-Methyl-2-Pentanone	ND	18	2.90	
Naphthalene	ND	76	2.90	
o-Xylene	ND	6.3	2.90	
p/m-Xylene	ND	25	2.90	
Styrene	ND	19	2.90	
Tert-Amyl-Methyl Ether (TAME)	ND	24	2.90	
Tert-Butyl Alcohol (TBA)	ND	18	2.90	
Tetrachloroethene	ND	9.8	2.90	
Toluene	23	5.5	2.90	
Trichloroethene	ND	7.8	2.90	
Trichlorofluoromethane	ND	16	2.90	
1,1,2-Trichloro-1,2,2-Trifluoroethane	ND	33	2.90	
1,1,1-Trichloroethane	ND	7.9	2.90	
1,1,2-Trichloroethane	ND	7.9	2.90	
1,3,5-Trimethylbenzene	ND	7.1	2.90	
1,1,2,2-Tetrachloroethane	ND	20	2.90	
1,2,4-Trimethylbenzene	ND	21	2.90	
1,2,4-Trichlorobenzene	ND	43	2.90	
Vinyl Acetate	ND	20	2.90	
Vinyl Chloride	ND	3.7	2.90	
<u>Surrogate</u>	<u>Rec. (%)</u>	<u>Control Limits</u>	<u>Qualifiers</u>	
1,4-Bromofluorobenzene	96	68-134		
1,2-Dichloroethane-d4	97	67-133		
Toluene-d8	98	70-130		

RL: Reporting Limit. DF: Dilution Factor. MDL: Method Detection Limit.

## Analytical Report

Treadwell & Rollo - A Langan Company  
555 Montgomery St., Suite 1300  
San Francisco, CA 94111-2554

Date Received: 11/22/14  
Work Order: 14-11-1876  
Preparation: N/A  
Method: EPA TO-15  
Units: ug/m3

Project: 3093 Broadway / 731637001

Page 25 of 38

Client Sample Number	Lab Sample Number	Date/Time Collected	Matrix	Instrument	Date Prepared	Date/Time Analyzed	QC Batch ID
SV-10-111914	14-11-1876-14-A	11/19/14 16:57	Air	GC/MS K	N/A	11/25/14 01:16	141124L01

Parameter	Result	RL	DF	Qualifiers
Acetone	330	30	6.25	
Benzyl Chloride	ND	49	6.25	
Bromodichloromethane	ND	21	6.25	
Bromoform	ND	32	6.25	
Bromomethane	ND	12	6.25	
2-Butanone	270	28	6.25	
Carbon Disulfide	ND	39	6.25	
Carbon Tetrachloride	ND	20	6.25	
Chlorobenzene	ND	14	6.25	
Chloroethane	ND	8.2	6.25	
Chloroform	ND	15	6.25	
Chloromethane	ND	6.5	6.25	
Dibromochloromethane	ND	27	6.25	
Dichlorodifluoromethane	ND	15	6.25	
Diisopropyl Ether (DIPE)	ND	52	6.25	
1,1-Dichloroethane	ND	13	6.25	
1,1-Dichloroethene	ND	12	6.25	
1,2-Dibromoethane	ND	24	6.25	
Dichlorotetrafluoroethane	ND	87	6.25	
1,2-Dichlorobenzene	ND	19	6.25	
1,2-Dichloroethane	290	13	6.25	
1,2-Dichloropropane	ND	14	6.25	
1,3-Dichlorobenzene	ND	19	6.25	
1,4-Dichlorobenzene	ND	19	6.25	
c-1,3-Dichloropropene	ND	14	6.25	
c-1,2-Dichloroethene	ND	12	6.25	
t-1,2-Dichloroethene	ND	12	6.25	
t-1,3-Dichloropropene	ND	28	6.25	
Ethanol	ND	59	6.25	
Ethyl-t-Butyl Ether (ETBE)	ND	52	6.25	
Ethylbenzene	390	14	6.25	
4-Ethyltoluene	43	15	6.25	
Hexachloro-1,3-Butadiene	ND	100	6.25	
2-Hexanone	ND	38	6.25	
Methyl-t-Butyl Ether (MTBE)	ND	45	6.25	

RL: Reporting Limit. DF: Dilution Factor. MDL: Method Detection Limit.





Calscience

## Analytical Report

Treadwell & Rollo - A Langan Company  
555 Montgomery St., Suite 1300  
San Francisco, CA 94111-2554

Date Received: 11/22/14  
Work Order: 14-11-1876  
Preparation: N/A  
Method: EPA TO-15  
Units: ug/m3

Project: 3093 Broadway / 731637001

Page 26 of 38

<u>Parameter</u>	<u>Result</u>	<u>RL</u>	<u>DF</u>	<u>Qualifiers</u>
Methylene Chloride	ND	110	6.25	
4-Methyl-2-Pentanone	ND	38	6.25	
Naphthalene	ND	160	6.25	
o-Xylene	ND	14	6.25	
p/m-Xylene	360	54	6.25	
Styrene	ND	40	6.25	
Tert-Amyl-Methyl Ether (TAME)	ND	52	6.25	
Tert-Butyl Alcohol (TBA)	120	38	6.25	
Tetrachloroethene	ND	21	6.25	
Toluene	110	12	6.25	
Trichloroethene	ND	17	6.25	
Trichlorofluoromethane	ND	35	6.25	
1,1,2-Trichloro-1,2,2-Trifluoroethane	ND	72	6.25	
1,1,1-Trichloroethane	ND	17	6.25	
1,1,2-Trichloroethane	ND	17	6.25	
1,3,5-Trimethylbenzene	51	15	6.25	
1,1,2,2-Tetrachloroethane	ND	43	6.25	
1,2,4-Trimethylbenzene	94	46	6.25	
1,2,4-Trichlorobenzene	ND	93	6.25	
Vinyl Acetate	ND	44	6.25	
Vinyl Chloride	ND	8.0	6.25	
<u>Surrogate</u>	<u>Rec. (%)</u>	<u>Control Limits</u>	<u>Qualifiers</u>	
1,4-Bromofluorobenzene	106	68-134		
1,2-Dichloroethane-d4	102	67-133		
Toluene-d8	98	70-130		

Client Sample Number	Lab Sample Number	Date/Time Collected	Matrix	Instrument	Date Prepared	Date/Time Analyzed	QC Batch ID
<b>SV-10-111914</b>	<b>14-11-1876-14-A</b>	<b>11/19/14 16:57</b>	<b>Air</b>	<b>GC/MS K</b>	<b>N/A</b>	<b>11/25/14 17:58</b>	<b>141125L01</b>

<u>Parameter</u>	<u>Result</u>	<u>RL</u>	<u>DF</u>	<u>Qualifiers</u>
Benzene	4300	38	24.1	
<u>Surrogate</u>	<u>Rec. (%)</u>	<u>Control Limits</u>	<u>Qualifiers</u>	
1,4-Bromofluorobenzene	103	68-134		
1,2-Dichloroethane-d4	107	67-133		
Toluene-d8	102	70-130		

RL: Reporting Limit. DF: Dilution Factor. MDL: Method Detection Limit.



Calscience

## Analytical Report

Treadwell & Rollo - A Langan Company  
555 Montgomery St., Suite 1300  
San Francisco, CA 94111-2554

Date Received: 11/22/14  
Work Order: 14-11-1876  
Preparation: N/A  
Method: EPA TO-15  
Units: ug/m3

Project: 3093 Broadway / 731637001

Page 27 of 38

Client Sample Number	Lab Sample Number	Date/Time Collected	Matrix	Instrument	Date Prepared	Date/Time Analyzed	QC Batch ID
SV-2-111914	14-11-1876-15-A	11/19/14 17:56	Air	GC/MS K	N/A	11/25/14 02:05	141124L01

Parameter	Result	RL	DF	Qualifiers
Acetone	57	48	10.0	
Benzene	130	16	10.0	
Benzyl Chloride	ND	78	10.0	
Bromodichloromethane	ND	34	10.0	
Bromoform	ND	52	10.0	
Bromomethane	ND	19	10.0	
2-Butanone	45	44	10.0	
Carbon Disulfide	ND	62	10.0	
Carbon Tetrachloride	ND	31	10.0	
Chlorobenzene	ND	23	10.0	
Chloroethane	ND	13	10.0	
Chloroform	ND	24	10.0	
Chloromethane	ND	10	10.0	
Dibromochloromethane	ND	43	10.0	
Dichlorodifluoromethane	ND	25	10.0	
Diisopropyl Ether (DIPE)	ND	84	10.0	
1,1-Dichloroethane	ND	20	10.0	
1,1-Dichloroethene	ND	20	10.0	
1,2-Dibromoethane	ND	38	10.0	
Dichlorotetrafluoroethane	ND	140	10.0	
1,2-Dichlorobenzene	ND	30	10.0	
1,2-Dichloroethane	ND	20	10.0	
1,2-Dichloropropane	ND	23	10.0	
1,3-Dichlorobenzene	ND	30	10.0	
1,4-Dichlorobenzene	ND	30	10.0	
c-1,3-Dichloropropene	ND	23	10.0	
c-1,2-Dichloroethene	ND	20	10.0	
t-1,2-Dichloroethene	ND	20	10.0	
t-1,3-Dichloropropene	ND	45	10.0	
Ethanol	ND	94	10.0	
Ethyl-t-Butyl Ether (ETBE)	ND	84	10.0	
Ethylbenzene	120	22	10.0	
4-Ethyltoluene	44	25	10.0	
Hexachloro-1,3-Butadiene	ND	160	10.0	
2-Hexanone	ND	61	10.0	

RL: Reporting Limit. DF: Dilution Factor. MDL: Method Detection Limit.



Calscience

## Analytical Report

Treadwell & Rollo - A Langan Company  
555 Montgomery St., Suite 1300  
San Francisco, CA 94111-2554

Date Received: 11/22/14  
Work Order: 14-11-1876  
Preparation: N/A  
Method: EPA TO-15  
Units: ug/m3

Project: 3093 Broadway / 731637001

Page 28 of 38

<u>Parameter</u>	<u>Result</u>	<u>RL</u>	<u>DF</u>	<u>Qualifiers</u>
Methyl-t-Butyl Ether (MTBE)	ND	72	10.0	
Methylene Chloride	ND	170	10.0	
4-Methyl-2-Pentanone	ND	61	10.0	
Naphthalene	ND	260	10.0	
o-Xylene	220	22	10.0	
p/m-Xylene	460	87	10.0	
Styrene	ND	64	10.0	
Tert-Amyl-Methyl Ether (TAME)	ND	84	10.0	
Tert-Butyl Alcohol (TBA)	ND	61	10.0	
Tetrachloroethene	ND	34	10.0	
Toluene	71	19	10.0	
Trichloroethene	ND	27	10.0	
Trichlorofluoromethane	ND	56	10.0	
1,1,2-Trichloro-1,2,2-Trifluoroethane	ND	110	10.0	
1,1,1-Trichloroethane	ND	27	10.0	
1,1,2-Trichloroethane	ND	27	10.0	
1,3,5-Trimethylbenzene	33	25	10.0	
1,1,2,2-Tetrachloroethane	ND	69	10.0	
1,2,4-Trimethylbenzene	ND	74	10.0	
1,2,4-Trichlorobenzene	ND	150	10.0	
Vinyl Acetate	ND	70	10.0	
Vinyl Chloride	ND	13	10.0	
<u>Surrogate</u>	<u>Rec. (%)</u>	<u>Control Limits</u>	<u>Qualifiers</u>	
1,4-Bromofluorobenzene	105	68-134		
1,2-Dichloroethane-d4	102	67-133		
Toluene-d8	99	70-130		


 Return to Contents

RL: Reporting Limit. DF: Dilution Factor. MDL: Method Detection Limit.

## Analytical Report

Treadwell & Rollo - A Langan Company  
555 Montgomery St., Suite 1300  
San Francisco, CA 94111-2554

Date Received: 11/22/14  
Work Order: 14-11-1876  
Preparation: N/A  
Method: EPA TO-15  
Units: ug/m3

Project: 3093 Broadway / 731637001

Page 29 of 38

Client Sample Number	Lab Sample Number	Date/Time Collected	Matrix	Instrument	Date Prepared	Date/Time Analyzed	QC Batch ID
Method Blank	095-01-021-14579	N/A	Air	GC/MS K	N/A	11/24/14 15:20	141124L01

Parameter	Result	RL	DF	Qualifiers
Acetone	ND	4.8	1.00	
Benzene	ND	1.6	1.00	
Benzyl Chloride	ND	7.8	1.00	
Bromodichloromethane	ND	3.4	1.00	
Bromoform	ND	5.2	1.00	
Bromomethane	ND	1.9	1.00	
2-Butanone	ND	4.4	1.00	
Carbon Disulfide	ND	6.2	1.00	
Carbon Tetrachloride	ND	3.1	1.00	
Chlorobenzene	ND	2.3	1.00	
Chloroethane	ND	1.3	1.00	
Chloroform	ND	2.4	1.00	
Chloromethane	ND	1.0	1.00	
Dibromochloromethane	ND	4.3	1.00	
Dichlorodifluoromethane	ND	2.5	1.00	
Diisopropyl Ether (DIPE)	ND	8.4	1.00	
1,1-Dichloroethane	ND	2.0	1.00	
1,1-Dichloroethene	ND	2.0	1.00	
1,2-Dibromoethane	ND	3.8	1.00	
Dichlorotetrafluoroethane	ND	14	1.00	
1,2-Dichlorobenzene	ND	3.0	1.00	
1,2-Dichloroethane	ND	2.0	1.00	
1,2-Dichloropropane	ND	2.3	1.00	
1,3-Dichlorobenzene	ND	3.0	1.00	
1,4-Dichlorobenzene	ND	3.0	1.00	
c-1,3-Dichloropropene	ND	2.3	1.00	
c-1,2-Dichloroethene	ND	2.0	1.00	
t-1,2-Dichloroethene	ND	2.0	1.00	
t-1,3-Dichloropropene	ND	4.5	1.00	
Ethanol	ND	9.4	1.00	
Ethyl-t-Butyl Ether (ETBE)	ND	8.4	1.00	
Ethylbenzene	ND	2.2	1.00	
4-Ethyltoluene	ND	2.5	1.00	
Hexachloro-1,3-Butadiene	ND	16	1.00	
2-Hexanone	ND	6.1	1.00	

RL: Reporting Limit. DF: Dilution Factor. MDL: Method Detection Limit.



Calscience

## Analytical Report

Treadwell & Rollo - A Langan Company  
555 Montgomery St., Suite 1300  
San Francisco, CA 94111-2554

Date Received: 11/22/14  
Work Order: 14-11-1876  
Preparation: N/A  
Method: EPA TO-15  
Units: ug/m3

Project: 3093 Broadway / 731637001

Page 30 of 38

<u>Parameter</u>	<u>Result</u>	<u>RL</u>	<u>DF</u>	<u>Qualifiers</u>
Methyl-t-Butyl Ether (MTBE)	ND	7.2	1.00	
Methylene Chloride	ND	17	1.00	
4-Methyl-2-Pentanone	ND	6.1	1.00	
Naphthalene	ND	26	1.00	
o-Xylene	ND	2.2	1.00	
p/m-Xylene	ND	8.7	1.00	
Styrene	ND	6.4	1.00	
Tert-Amyl-Methyl Ether (TAME)	ND	8.4	1.00	
Tert-Butyl Alcohol (TBA)	ND	6.1	1.00	
Tetrachloroethene	ND	3.4	1.00	
Toluene	ND	1.9	1.00	
Trichloroethene	ND	2.7	1.00	
Trichlorofluoromethane	ND	5.6	1.00	
1,1,2-Trichloro-1,2,2-Trifluoroethane	ND	11	1.00	
1,1,1-Trichloroethane	ND	2.7	1.00	
1,1,2-Trichloroethane	ND	2.7	1.00	
1,3,5-Trimethylbenzene	ND	2.5	1.00	
1,1,2,2-Tetrachloroethane	ND	6.9	1.00	
1,2,4-Trimethylbenzene	ND	7.4	1.00	
1,2,4-Trichlorobenzene	ND	15	1.00	
Vinyl Acetate	ND	7.0	1.00	
Vinyl Chloride	ND	1.3	1.00	
<u>Surrogate</u>	<u>Rec. (%)</u>	<u>Control Limits</u>	<u>Qualifiers</u>	
1,4-Bromofluorobenzene	104	68-134		
1,2-Dichloroethane-d4	105	67-133		
Toluene-d8	103	70-130		


 Return to Contents

RL: Reporting Limit. DF: Dilution Factor. MDL: Method Detection Limit.

## Analytical Report

Treadwell & Rollo - A Langan Company  
555 Montgomery St., Suite 1300  
San Francisco, CA 94111-2554

Date Received: 11/22/14  
Work Order: 14-11-1876  
Preparation: N/A  
Method: EPA TO-15  
Units: ug/m3

Project: 3093 Broadway / 731637001

Page 31 of 38

Client Sample Number	Lab Sample Number	Date/Time Collected	Matrix	Instrument	Date Prepared	Date/Time Analyzed	QC Batch ID
Method Blank	095-01-021-14581	N/A	Air	GC/MS II	N/A	11/24/14 15:35	141124L01

Parameter	Result	RL	DF	Qualifiers
Acetone	ND	4.8	1.00	
Benzene	ND	1.6	1.00	
Benzyl Chloride	ND	7.8	1.00	
Bromodichloromethane	ND	3.4	1.00	
Bromoform	ND	5.2	1.00	
Bromomethane	ND	1.9	1.00	
2-Butanone	ND	4.4	1.00	
Carbon Disulfide	ND	6.2	1.00	
Carbon Tetrachloride	ND	3.1	1.00	
Chlorobenzene	ND	2.3	1.00	
Chloroethane	ND	1.3	1.00	
Chloroform	ND	2.4	1.00	
Chloromethane	ND	1.0	1.00	
Dibromochloromethane	ND	4.3	1.00	
Dichlorodifluoromethane	ND	2.5	1.00	
Diisopropyl Ether (DIPE)	ND	8.4	1.00	
1,1-Dichloroethane	ND	2.0	1.00	
1,1-Dichloroethene	ND	2.0	1.00	
1,2-Dibromoethane	ND	3.8	1.00	
Dichlorotetrafluoroethane	ND	14	1.00	
1,2-Dichlorobenzene	ND	3.0	1.00	
1,2-Dichloroethane	ND	2.0	1.00	
1,2-Dichloropropane	ND	2.3	1.00	
1,3-Dichlorobenzene	ND	3.0	1.00	
1,4-Dichlorobenzene	ND	3.0	1.00	
c-1,3-Dichloropropene	ND	2.3	1.00	
c-1,2-Dichloroethene	ND	2.0	1.00	
t-1,2-Dichloroethene	ND	2.0	1.00	
t-1,3-Dichloropropene	ND	4.5	1.00	
Ethanol	ND	9.4	1.00	
Ethyl-t-Butyl Ether (ETBE)	ND	8.4	1.00	
Ethylbenzene	ND	2.2	1.00	
4-Ethyltoluene	ND	2.5	1.00	
Hexachloro-1,3-Butadiene	ND	16	1.00	
2-Hexanone	ND	6.1	1.00	

RL: Reporting Limit. DF: Dilution Factor. MDL: Method Detection Limit.



Calscience

## Analytical Report

Treadwell & Rollo - A Langan Company  
 555 Montgomery St., Suite 1300  
 San Francisco, CA 94111-2554

Date Received: 11/22/14  
 Work Order: 14-11-1876  
 Preparation: N/A  
 Method: EPA TO-15  
 Units: ug/m3

Project: 3093 Broadway / 731637001

Page 32 of 38

<u>Parameter</u>	<u>Result</u>	<u>RL</u>	<u>DF</u>	<u>Qualifiers</u>
Methyl-t-Butyl Ether (MTBE)	ND	7.2	1.00	
Methylene Chloride	ND	17	1.00	
4-Methyl-2-Pentanone	ND	6.1	1.00	
Naphthalene	ND	26	1.00	
o-Xylene	ND	2.2	1.00	
p/m-Xylene	ND	8.7	1.00	
Styrene	ND	6.4	1.00	
Tert-Amyl-Methyl Ether (TAME)	ND	8.4	1.00	
Tert-Butyl Alcohol (TBA)	ND	6.1	1.00	
Tetrachloroethene	ND	3.4	1.00	
Toluene	ND	1.9	1.00	
Trichloroethene	ND	2.7	1.00	
Trichlorofluoromethane	ND	5.6	1.00	
1,1,2-Trichloro-1,2,2-Trifluoroethane	ND	11	1.00	
1,1,1-Trichloroethane	ND	2.7	1.00	
1,1,2-Trichloroethane	ND	2.7	1.00	
1,3,5-Trimethylbenzene	ND	2.5	1.00	
1,1,2,2-Tetrachloroethane	ND	6.9	1.00	
1,2,4-Trimethylbenzene	ND	7.4	1.00	
1,2,4-Trichlorobenzene	ND	15	1.00	
Vinyl Acetate	ND	7.0	1.00	
Vinyl Chloride	ND	1.3	1.00	

<u>Surrogate</u>	<u>Rec. (%)</u>	<u>Control Limits</u>	<u>Qualifiers</u>
1,4-Bromofluorobenzene	104	68-134	
1,2-Dichloroethane-d4	106	67-133	
Toluene-d8	98	70-130	

Return to Contents

RL: Reporting Limit. DF: Dilution Factor. MDL: Method Detection Limit.



Calscience

## Analytical Report

Treadwell & Rollo - A Langan Company  
555 Montgomery St., Suite 1300  
San Francisco, CA 94111-2554

Date Received: 11/22/14  
Work Order: 14-11-1876  
Preparation: N/A  
Method: EPA TO-15  
Units: ug/m3

Project: 3093 Broadway / 731637001

Page 33 of 38

Client Sample Number	Lab Sample Number	Date/Time Collected	Matrix	Instrument	Date Prepared	Date/Time Analyzed	QC Batch ID
Method Blank	095-01-021-14582	N/A	Air	GC/MS YY	N/A	11/24/14 18:06	141124L01

Parameter	Result	RL	DF	Qualifiers
Acetone	ND	4.8	1.00	
Benzene	ND	1.6	1.00	
Benzyl Chloride	ND	7.8	1.00	
Bromodichloromethane	ND	3.4	1.00	
Bromoform	ND	5.2	1.00	
Bromomethane	ND	1.9	1.00	
2-Butanone	ND	4.4	1.00	
Carbon Disulfide	ND	6.2	1.00	
Carbon Tetrachloride	ND	3.1	1.00	
Chlorobenzene	ND	2.3	1.00	
Chloroethane	ND	1.3	1.00	
Chloroform	ND	2.4	1.00	
Chloromethane	ND	1.0	1.00	
Dibromochloromethane	ND	4.3	1.00	
Dichlorodifluoromethane	ND	2.5	1.00	
Diisopropyl Ether (DIPE)	ND	8.4	1.00	
1,1-Dichloroethane	ND	2.0	1.00	
1,1-Dichloroethene	ND	2.0	1.00	
1,2-Dibromoethane	ND	3.8	1.00	
Dichlorotetrafluoroethane	ND	14	1.00	
1,2-Dichlorobenzene	ND	3.0	1.00	
1,2-Dichloroethane	ND	2.0	1.00	
1,2-Dichloropropane	ND	2.3	1.00	
1,3-Dichlorobenzene	ND	3.0	1.00	
1,4-Dichlorobenzene	ND	3.0	1.00	
c-1,3-Dichloropropene	ND	2.3	1.00	
c-1,2-Dichloroethene	ND	2.0	1.00	
t-1,2-Dichloroethene	ND	2.0	1.00	
t-1,3-Dichloropropene	ND	4.5	1.00	
Ethanol	ND	9.4	1.00	
Ethyl-t-Butyl Ether (ETBE)	ND	8.4	1.00	
Ethylbenzene	ND	2.2	1.00	
4-Ethyltoluene	ND	2.5	1.00	
Hexachloro-1,3-Butadiene	ND	16	1.00	
2-Hexanone	ND	6.1	1.00	

RL: Reporting Limit. DF: Dilution Factor. MDL: Method Detection Limit.



## Analytical Report

Treadwell & Rollo - A Langan Company  
555 Montgomery St., Suite 1300  
San Francisco, CA 94111-2554

Date Received: 11/22/14  
Work Order: 14-11-1876  
Preparation: N/A  
Method: EPA TO-15  
Units: ug/m3

Project: 3093 Broadway / 731637001

Page 34 of 38

<u>Parameter</u>	<u>Result</u>	<u>RL</u>	<u>DF</u>	<u>Qualifiers</u>
Methyl-t-Butyl Ether (MTBE)	ND	7.2	1.00	
Methylene Chloride	ND	17	1.00	
4-Methyl-2-Pentanone	ND	6.1	1.00	
Naphthalene	ND	26	1.00	
o-Xylene	ND	2.2	1.00	
p/m-Xylene	ND	8.7	1.00	
Styrene	ND	6.4	1.00	
Tert-Amyl-Methyl Ether (TAME)	ND	8.4	1.00	
Tert-Butyl Alcohol (TBA)	ND	6.1	1.00	
Tetrachloroethene	ND	3.4	1.00	
Toluene	ND	1.9	1.00	
Trichloroethene	ND	2.7	1.00	
Trichlorofluoromethane	ND	5.6	1.00	
1,1,2-Trichloro-1,2,2-Trifluoroethane	ND	11	1.00	
1,1,1-Trichloroethane	ND	2.7	1.00	
1,1,2-Trichloroethane	ND	2.7	1.00	
1,3,5-Trimethylbenzene	ND	2.5	1.00	
1,1,2,2-Tetrachloroethane	ND	6.9	1.00	
1,2,4-Trimethylbenzene	ND	7.4	1.00	
1,2,4-Trichlorobenzene	ND	15	1.00	
Vinyl Acetate	ND	7.0	1.00	
Vinyl Chloride	ND	1.3	1.00	

<u>Surrogate</u>	<u>Rec. (%)</u>	<u>Control Limits</u>	<u>Qualifiers</u>
1,4-Bromofluorobenzene	94	68-134	
1,2-Dichloroethane-d4	93	67-133	
Toluene-d8	98	70-130	

Client Sample Number	Lab Sample Number	Date/Time Collected	Matrix	Instrument	Date Prepared	Date/Time Analyzed	QC Batch ID
<b>Method Blank</b>	<b>095-01-021-14586</b>	<b>N/A</b>	<b>Air</b>	<b>GC/MS K</b>	<b>N/A</b>	<b>11/25/14 17:09</b>	<b>141125L01</b>

<u>Parameter</u>	<u>Result</u>	<u>RL</u>	<u>DF</u>	<u>Qualifiers</u>
Benzene	ND	1.6	1.00	

<u>Surrogate</u>	<u>Rec. (%)</u>	<u>Control Limits</u>	<u>Qualifiers</u>
1,4-Bromofluorobenzene	98	68-134	
1,2-Dichloroethane-d4	103	67-133	
Toluene-d8	101	70-130	

RL: Reporting Limit. DF: Dilution Factor. MDL: Method Detection Limit.



Calscience

## Analytical Report

Treadwell & Rollo - A Langan Company  
555 Montgomery St., Suite 1300  
San Francisco, CA 94111-2554

Date Received: 11/22/14  
Work Order: 14-11-1876  
Preparation: N/A  
Method: EPA TO-15  
Units: ug/m3

Project: 3093 Broadway / 731637001

Page 35 of 38

Client Sample Number	Lab Sample Number	Date/Time Collected	Matrix	Instrument	Date Prepared	Date/Time Analyzed	QC Batch ID
Method Blank	095-01-021-14584	N/A	Air	GC/MS AA	N/A	11/25/14 13:36	141125L01

Parameter	Result	RL	DF	Qualifiers
Acetone	ND	4.8	1.00	
Benzene	ND	1.6	1.00	
Benzyl Chloride	ND	7.8	1.00	
Bromodichloromethane	ND	3.4	1.00	
Bromoform	ND	5.2	1.00	
Bromomethane	ND	1.9	1.00	
2-Butanone	ND	4.4	1.00	
Carbon Disulfide	ND	6.2	1.00	
Carbon Tetrachloride	ND	3.1	1.00	
Chlorobenzene	ND	2.3	1.00	
Chloroethane	ND	1.3	1.00	
Chloroform	ND	2.4	1.00	
Chloromethane	ND	1.0	1.00	
Dibromochloromethane	ND	4.3	1.00	
Dichlorodifluoromethane	ND	2.5	1.00	
Diisopropyl Ether (DIPE)	ND	8.4	1.00	
1,1-Dichloroethane	ND	2.0	1.00	
1,1-Dichloroethene	ND	2.0	1.00	
1,2-Dibromoethane	ND	3.8	1.00	
Dichlorotetrafluoroethane	ND	14	1.00	
1,2-Dichlorobenzene	ND	3.0	1.00	
1,2-Dichloroethane	ND	2.0	1.00	
1,2-Dichloropropane	ND	2.3	1.00	
1,3-Dichlorobenzene	ND	3.0	1.00	
1,4-Dichlorobenzene	ND	3.0	1.00	
c-1,3-Dichloropropene	ND	2.3	1.00	
c-1,2-Dichloroethene	ND	2.0	1.00	
t-1,2-Dichloroethene	ND	2.0	1.00	
t-1,3-Dichloropropene	ND	4.5	1.00	
Ethanol	ND	9.4	1.00	
Ethyl-t-Butyl Ether (ETBE)	ND	8.4	1.00	
Ethylbenzene	ND	2.2	1.00	
4-Ethyltoluene	ND	2.5	1.00	
Hexachloro-1,3-Butadiene	ND	16	1.00	
2-Hexanone	ND	6.1	1.00	

RL: Reporting Limit. DF: Dilution Factor. MDL: Method Detection Limit.



Calscience

## Analytical Report

Treadwell & Rollo - A Langan Company  
 555 Montgomery St., Suite 1300  
 San Francisco, CA 94111-2554

Date Received: 11/22/14  
 Work Order: 14-11-1876  
 Preparation: N/A  
 Method: EPA TO-15  
 Units: ug/m3

Project: 3093 Broadway / 731637001

Page 36 of 38

<u>Parameter</u>	<u>Result</u>	<u>RL</u>	<u>DF</u>	<u>Qualifiers</u>
Methyl-t-Butyl Ether (MTBE)	ND	7.2	1.00	
Methylene Chloride	ND	17	1.00	
4-Methyl-2-Pentanone	ND	6.1	1.00	
Naphthalene	ND	26	1.00	
o-Xylene	ND	2.2	1.00	
p/m-Xylene	ND	8.7	1.00	
Styrene	ND	6.4	1.00	
Tert-Amyl-Methyl Ether (TAME)	ND	8.4	1.00	
Tert-Butyl Alcohol (TBA)	ND	6.1	1.00	
Tetrachloroethene	ND	3.4	1.00	
Toluene	ND	1.9	1.00	
Trichloroethene	ND	2.7	1.00	
Trichlorofluoromethane	ND	5.6	1.00	
1,1,2-Trichloro-1,2,2-Trifluoroethane	ND	11	1.00	
1,1,1-Trichloroethane	ND	2.7	1.00	
1,1,2-Trichloroethane	ND	2.7	1.00	
1,3,5-Trimethylbenzene	ND	2.5	1.00	
1,1,2,2-Tetrachloroethane	ND	6.9	1.00	
1,2,4-Trimethylbenzene	ND	7.4	1.00	
1,2,4-Trichlorobenzene	ND	15	1.00	
Vinyl Acetate	ND	7.0	1.00	
Vinyl Chloride	ND	1.3	1.00	
<u>Surrogate</u>	<u>Rec. (%)</u>	<u>Control Limits</u>	<u>Qualifiers</u>	
1,4-Bromofluorobenzene	98	68-134		
1,2-Dichloroethane-d4	93	67-133		
Toluene-d8	97	70-130		


 Return to Contents

RL: Reporting Limit. DF: Dilution Factor. MDL: Method Detection Limit.



Calscience

## Analytical Report

Treadwell & Rollo - A Langan Company  
555 Montgomery St., Suite 1300  
San Francisco, CA 94111-2554

Date Received: 11/22/14  
Work Order: 14-11-1876  
Preparation: N/A  
Method: EPA TO-15  
Units: ug/m3

Project: 3093 Broadway / 731637001

Page 37 of 38

Client Sample Number	Lab Sample Number	Date/Time Collected	Matrix	Instrument	Date Prepared	Date/Time Analyzed	QC Batch ID
Method Blank	095-01-021-14585	N/A	Air	GC/MS II	N/A	11/25/14 14:11	141125L01

Parameter	Result	RL	DF	Qualifiers
Acetone	ND	4.8	1.00	
Benzene	ND	1.6	1.00	
Benzyl Chloride	ND	7.8	1.00	
Bromodichloromethane	ND	3.4	1.00	
Bromoform	ND	5.2	1.00	
Bromomethane	ND	1.9	1.00	
2-Butanone	ND	4.4	1.00	
Carbon Disulfide	ND	6.2	1.00	
Carbon Tetrachloride	ND	3.1	1.00	
Chlorobenzene	ND	2.3	1.00	
Chloroethane	ND	1.3	1.00	
Chloroform	ND	2.4	1.00	
Chloromethane	ND	1.0	1.00	
Dibromochloromethane	ND	4.3	1.00	
Dichlorodifluoromethane	ND	2.5	1.00	
Diisopropyl Ether (DIPE)	ND	8.4	1.00	
1,1-Dichloroethane	ND	2.0	1.00	
1,1-Dichloroethene	ND	2.0	1.00	
1,2-Dibromoethane	ND	3.8	1.00	
Dichlorotetrafluoroethane	ND	14	1.00	
1,2-Dichlorobenzene	ND	3.0	1.00	
1,2-Dichloroethane	ND	2.0	1.00	
1,2-Dichloropropane	ND	2.3	1.00	
1,3-Dichlorobenzene	ND	3.0	1.00	
1,4-Dichlorobenzene	ND	3.0	1.00	
c-1,3-Dichloropropene	ND	2.3	1.00	
c-1,2-Dichloroethene	ND	2.0	1.00	
t-1,2-Dichloroethene	ND	2.0	1.00	
t-1,3-Dichloropropene	ND	4.5	1.00	
Ethanol	ND	9.4	1.00	
Ethyl-t-Butyl Ether (ETBE)	ND	8.4	1.00	
Ethylbenzene	ND	2.2	1.00	
4-Ethyltoluene	ND	2.5	1.00	
Hexachloro-1,3-Butadiene	ND	16	1.00	
2-Hexanone	ND	6.1	1.00	

RL: Reporting Limit. DF: Dilution Factor. MDL: Method Detection Limit.

## Analytical Report

Treadwell & Rollo - A Langan Company  
 555 Montgomery St., Suite 1300  
 San Francisco, CA 94111-2554

Date Received: 11/22/14  
 Work Order: 14-11-1876  
 Preparation: N/A  
 Method: EPA TO-15  
 Units: ug/m3

Project: 3093 Broadway / 731637001

Page 38 of 38

<u>Parameter</u>	<u>Result</u>	<u>RL</u>	<u>DF</u>	<u>Qualifiers</u>
Methyl-t-Butyl Ether (MTBE)	ND	7.2	1.00	
Methylene Chloride	ND	17	1.00	
4-Methyl-2-Pentanone	ND	6.1	1.00	
Naphthalene	ND	26	1.00	
o-Xylene	ND	2.2	1.00	
p/m-Xylene	ND	8.7	1.00	
Styrene	ND	6.4	1.00	
Tert-Amyl-Methyl Ether (TAME)	ND	8.4	1.00	
Tert-Butyl Alcohol (TBA)	ND	6.1	1.00	
Tetrachloroethene	ND	3.4	1.00	
Toluene	ND	1.9	1.00	
Trichloroethene	ND	2.7	1.00	
Trichlorofluoromethane	ND	5.6	1.00	
1,1,2-Trichloro-1,2,2-Trifluoroethane	ND	11	1.00	
1,1,1-Trichloroethane	ND	2.7	1.00	
1,1,2-Trichloroethane	ND	2.7	1.00	
1,3,5-Trimethylbenzene	ND	2.5	1.00	
1,1,2,2-Tetrachloroethane	ND	6.9	1.00	
1,2,4-Trimethylbenzene	ND	7.4	1.00	
1,2,4-Trichlorobenzene	ND	15	1.00	
Vinyl Acetate	ND	7.0	1.00	
Vinyl Chloride	ND	1.3	1.00	
<u>Surrogate</u>	<u>Rec. (%)</u>	<u>Control Limits</u>	<u>Qualifiers</u>	
1,4-Bromofluorobenzene	99	68-134		
1,2-Dichloroethane-d4	103	67-133		
Toluene-d8	97	70-130		

RL: Reporting Limit. DF: Dilution Factor. MDL: Method Detection Limit.



Calscience

## Analytical Report

Treadwell & Rollo - A Langan Company  
555 Montgomery St., Suite 1300  
San Francisco, CA 94111-2554

Date Received: 11/22/14  
Work Order: 14-11-1876  
Preparation: N/A  
Method: EPA TO-15 SIM  
Units: ug/m3

Project: 3093 Broadway / 731637001

Page 1 of 6

Client Sample Number	Lab Sample Number	Date/Time Collected	Matrix	Instrument	Date Prepared	Date/Time Analyzed	QC Batch ID
<b>AMBIENT-111714</b>	<b>14-11-1876-1-A</b>	<b>11/17/14 18:00</b>	<b>Air</b>	<b>GC/MS DD</b>	<b>N/A</b>	<b>11/24/14 19:47</b>	<b>141124L02</b>

Parameter	Result	RL	DF	Qualifiers
1,2-Dibromoethane	ND	0.19	1.00	
Dichlorotetrafluoroethane	ND	0.17	1.00	
1,2-Dichloropropane	ND	0.12	1.00	
Bromomethane	ND	0.097	1.00	
c-1,3-Dichloropropene	ND	0.11	1.00	
1,1,1-Trichloroethane	ND	0.14	1.00	
1,1,2,2-Tetrachloroethane	ND	0.17	1.00	
1,1,2-Trichloro-1,2,2-Trifluoroethane	0.57	0.19	1.00	
1,1,2-Trichloroethane	ND	0.14	1.00	
1,1-Dichloroethane	ND	0.10	1.00	
1,1-Dichloroethene	ND	0.099	1.00	
1,1-Difluoroethane	0.30	0.068	1.00	
1,2,4-Trichlorobenzene	ND	0.19	1.00	
1,2,4-Trimethylbenzene	0.35	0.12	1.00	
1,2-Dichlorobenzene	ND	0.15	1.00	
1,2-Dichloroethane	ND	0.10	1.00	
1,3,5-Trimethylbenzene	ND	0.12	1.00	
1,3-Dichlorobenzene	ND	0.15	1.00	
1,4-Dichlorobenzene	ND	0.15	1.00	
2-Butanone	3.3	1.5	1.00	
4-Ethyltoluene	0.14	0.12	1.00	
Benzene	0.62	0.080	1.00	
Bromodichloromethane	ND	0.17	1.00	
Carbon Disulfide	ND	1.6	1.00	
Carbon Tetrachloride	0.51	0.063	1.00	
Chlorobenzene	ND	0.12	1.00	
Chloroethane	ND	0.066	1.00	
Chloroform	ND	0.12	1.00	
Dibromochloromethane	ND	0.21	1.00	
Dichlorodifluoromethane	2.5	0.12	1.00	
Ethylbenzene	0.24	0.11	1.00	
Hexachloro-1,3-Butadiene	ND	0.27	1.00	
Methyl-t-Butyl Ether (MTBE)	ND	0.090	1.00	
Methylene Chloride	0.56	0.087	1.00	
Naphthalene	ND	0.052	1.00	

RL: Reporting Limit. DF: Dilution Factor. MDL: Method Detection Limit.



Calscience

## Analytical Report

Treadwell & Rollo - A Langan Company  
 555 Montgomery St., Suite 1300  
 San Francisco, CA 94111-2554

Date Received: 11/22/14  
 Work Order: 14-11-1876  
 Preparation: N/A  
 Method: EPA TO-15 SIM  
 Units: ug/m3

Project: 3093 Broadway / 731637001

Page 2 of 6

<u>Parameter</u>	<u>Result</u>	<u>RL</u>	<u>DF</u>	<u>Qualifiers</u>
Tetrachloroethene	0.21	0.17	1.00	
Trichloroethene	ND	0.13	1.00	
Trichlorofluoromethane	1.3	0.14	1.00	
Vinyl Chloride	ND	0.026	1.00	
c-1,2-Dichloroethene	ND	0.099	1.00	
o-Xylene	0.34	0.11	1.00	
p/m-Xylene	0.84	0.11	1.00	
t-1,2-Dichloroethene	ND	0.099	1.00	
1,2,3-Trichlorobenzene	ND	0.19	1.00	
1,2,3-Trichloropropane	ND	0.15	1.00	
Styrene	0.11	0.11	1.00	
<u>Surrogate</u>	<u>Rec. (%)</u>	<u>Control Limits</u>	<u>Qualifiers</u>	
1,2-Dichloroethane-d4	110	37-163		
1,4-Bromofluorobenzene	93	45-153		
Toluene-d8	104	73-121		


 Return to Contents

RL: Reporting Limit. DF: Dilution Factor. MDL: Method Detection Limit.



Calscience

## Analytical Report

Treadwell & Rollo - A Langan Company  
555 Montgomery St., Suite 1300  
San Francisco, CA 94111-2554

Date Received: 11/22/14  
Work Order: 14-11-1876  
Preparation: N/A  
Method: EPA TO-15 SIM  
Units: ug/m3

Project: 3093 Broadway / 731637001

Page 3 of 6

Client Sample Number	Lab Sample Number	Date/Time Collected	Matrix	Instrument	Date Prepared	Date/Time Analyzed	QC Batch ID
<b>AMBIENT-111814</b>	<b>14-11-1876-2-A</b>	<b>11/18/14 16:42</b>	<b>Air</b>	<b>GC/MS DD</b>	<b>N/A</b>	<b>11/24/14 20:42</b>	<b>141124L02</b>

Parameter	Result	RL	DF	Qualifiers
1,2-Dibromoethane	ND	0.19	1.00	
Dichlorotetrafluoroethane	ND	0.17	1.00	
1,2-Dichloropropane	ND	0.12	1.00	
Bromomethane	0.10	0.097	1.00	
c-1,3-Dichloropropene	ND	0.11	1.00	
1,1,1-Trichloroethane	ND	0.14	1.00	
1,1,2,2-Tetrachloroethane	ND	0.17	1.00	
1,1,2-Trichloro-1,2,2-Trifluoroethane	0.57	0.19	1.00	
1,1,2-Trichloroethane	ND	0.14	1.00	
1,1-Dichloroethane	ND	0.10	1.00	
1,1-Dichloroethene	ND	0.099	1.00	
1,1-Difluoroethane	0.33	0.068	1.00	
1,2,4-Trichlorobenzene	ND	0.19	1.00	
1,2,4-Trimethylbenzene	0.28	0.12	1.00	
1,2-Dichlorobenzene	ND	0.15	1.00	
1,2-Dichloroethane	ND	0.10	1.00	
1,3,5-Trimethylbenzene	ND	0.12	1.00	
1,3-Dichlorobenzene	ND	0.15	1.00	
1,4-Dichlorobenzene	ND	0.15	1.00	
2-Butanone	ND	1.5	1.00	
4-Ethyltoluene	0.15	0.12	1.00	
Benzene	0.97	0.080	1.00	
Bromodichloromethane	ND	0.17	1.00	
Carbon Disulfide	ND	1.6	1.00	
Carbon Tetrachloride	0.57	0.063	1.00	
Chlorobenzene	ND	0.12	1.00	
Chloroethane	ND	0.066	1.00	
Chloroform	ND	0.12	1.00	
Dibromochloromethane	ND	0.21	1.00	
Dichlorodifluoromethane	2.7	0.12	1.00	
Ethylbenzene	0.31	0.11	1.00	
Hexachloro-1,3-Butadiene	ND	0.27	1.00	
Methyl-t-Butyl Ether (MTBE)	ND	0.090	1.00	
Methylene Chloride	0.44	0.087	1.00	
Naphthalene	ND	0.052	1.00	

RL: Reporting Limit. DF: Dilution Factor. MDL: Method Detection Limit.





Calscience

## Analytical Report

Treadwell & Rollo - A Langan Company  
 555 Montgomery St., Suite 1300  
 San Francisco, CA 94111-2554

Date Received: 11/22/14  
 Work Order: 14-11-1876  
 Preparation: N/A  
 Method: EPA TO-15 SIM  
 Units: ug/m3

Project: 3093 Broadway / 731637001

Page 4 of 6

<u>Parameter</u>	<u>Result</u>	<u>RL</u>	<u>DF</u>	<u>Qualifiers</u>
Tetrachloroethene	ND	0.17	1.00	
Trichloroethene	ND	0.13	1.00	
Trichlorofluoromethane	1.4	0.14	1.00	
Vinyl Chloride	ND	0.026	1.00	
c-1,2-Dichloroethene	ND	0.099	1.00	
o-Xylene	0.38	0.11	1.00	
p/m-Xylene	0.99	0.11	1.00	
t-1,2-Dichloroethene	ND	0.099	1.00	
1,2,3-Trichlorobenzene	ND	0.19	1.00	
1,2,3-Trichloropropane	ND	0.15	1.00	
Styrene	ND	0.11	1.00	
<u>Surrogate</u>	<u>Rec. (%)</u>	<u>Control Limits</u>	<u>Qualifiers</u>	
1,2-Dichloroethane-d4	104	37-163		
1,4-Bromofluorobenzene	92	45-153		
Toluene-d8	109	73-121		


 Return to Contents

RL: Reporting Limit. DF: Dilution Factor. MDL: Method Detection Limit.



Calscience

## Analytical Report

Treadwell & Rollo - A Langan Company  
555 Montgomery St., Suite 1300  
San Francisco, CA 94111-2554

Date Received: 11/22/14  
Work Order: 14-11-1876  
Preparation: N/A  
Method: EPA TO-15 SIM  
Units: ug/m3

Project: 3093 Broadway / 731637001

Page 5 of 6

Client Sample Number	Lab Sample Number	Date/Time Collected	Matrix	Instrument	Date Prepared	Date/Time Analyzed	QC Batch ID
Method Blank	099-15-214-144	N/A	Air	GC/MS DD	N/A	11/24/14 18:07	141124L02

Parameter	Result	RL	DF	Qualifiers
1,2-Dibromoethane	ND	0.19	1.00	
Dichlorotetrafluoroethane	ND	0.17	1.00	
1,2-Dichloropropane	ND	0.12	1.00	
Bromomethane	ND	0.097	1.00	
c-1,3-Dichloropropene	ND	0.11	1.00	
1,1,1-Trichloroethane	ND	0.14	1.00	
1,1,2,2-Tetrachloroethane	ND	0.17	1.00	
1,1,2-Trichloro-1,2,2-Trifluoroethane	ND	0.19	1.00	
1,1,2-Trichloroethane	ND	0.14	1.00	
1,1-Dichloroethane	ND	0.10	1.00	
1,1-Dichloroethene	ND	0.099	1.00	
1,1-Difluoroethane	ND	0.068	1.00	
1,2,4-Trichlorobenzene	ND	0.19	1.00	
1,2,4-Trimethylbenzene	ND	0.12	1.00	
1,2-Dichlorobenzene	ND	0.15	1.00	
1,2-Dichloroethane	ND	0.10	1.00	
1,3,5-Trimethylbenzene	ND	0.12	1.00	
1,3-Dichlorobenzene	ND	0.15	1.00	
1,4-Dichlorobenzene	ND	0.15	1.00	
2-Butanone	ND	1.5	1.00	
4-Ethyltoluene	ND	0.12	1.00	
Benzene	ND	0.080	1.00	
Bromodichloromethane	ND	0.17	1.00	
Carbon Disulfide	ND	1.6	1.00	
Carbon Tetrachloride	ND	0.063	1.00	
Chlorobenzene	ND	0.12	1.00	
Chloroethane	ND	0.066	1.00	
Chloroform	ND	0.12	1.00	
Dibromochloromethane	ND	0.21	1.00	
Dichlorodifluoromethane	ND	0.12	1.00	
Ethylbenzene	ND	0.11	1.00	
Hexachloro-1,3-Butadiene	ND	0.27	1.00	
Methyl-t-Butyl Ether (MTBE)	ND	0.090	1.00	
Methylene Chloride	ND	0.087	1.00	
Naphthalene	ND	0.052	1.00	

RL: Reporting Limit. DF: Dilution Factor. MDL: Method Detection Limit.



Calscience

## Analytical Report

Treadwell & Rollo - A Langan Company  
 555 Montgomery St., Suite 1300  
 San Francisco, CA 94111-2554

Date Received: 11/22/14  
 Work Order: 14-11-1876  
 Preparation: N/A  
 Method: EPA TO-15 SIM  
 Units: ug/m3

Project: 3093 Broadway / 731637001

Page 6 of 6

<u>Parameter</u>	<u>Result</u>	<u>RL</u>	<u>DF</u>	<u>Qualifiers</u>
Tetrachloroethene	ND	0.17	1.00	
Trichloroethene	ND	0.13	1.00	
Trichlorofluoromethane	ND	0.14	1.00	
Vinyl Chloride	ND	0.026	1.00	
c-1,2-Dichloroethene	ND	0.099	1.00	
o-Xylene	ND	0.11	1.00	
p/m-Xylene	ND	0.11	1.00	
t-1,2-Dichloroethene	ND	0.099	1.00	
1,2,3-Trichlorobenzene	ND	0.19	1.00	
1,2,3-Trichloropropane	ND	0.15	1.00	
Styrene	ND	0.11	1.00	

<u>Surrogate</u>	<u>Rec. (%)</u>	<u>Control Limits</u>	<u>Qualifiers</u>
1,2-Dichloroethane-d4	103	37-163	
1,4-Bromofluorobenzene	127	45-153	
Toluene-d8	101	73-121	


 Return to Contents

RL: Reporting Limit. DF: Dilution Factor. MDL: Method Detection Limit.



Calscience

## Analytical Report

Treadwell & Rollo - A Langan Company  
555 Montgomery St., Suite 1300  
San Francisco, CA 94111-2554

Date Received: 11/22/14  
Work Order: 14-11-1876  
Preparation: N/A  
Method: EPA TO-17 (M)  
Units: ug/m3

Project: 3093 Broadway / 731637001

Page 1 of 1

Client Sample Number	Lab Sample Number	Date/Time Collected	Matrix	Instrument	Date Prepared	Date/Time Analyzed	QC Batch ID
SV-9-111914	14-11-1876-11-A	11/19/14 18:20	Air	GC/MS MMM	N/A	11/24/14 19:33	141124L02

Parameter	Result	RL	DF	Qualifiers
Naphthalene	ND	17	1.00	

Surrogate	Rec. (%)	Control Limits	Qualifiers
1,4-Bromofluorobenzene	101	57-129	

Method Blank	099-15-178-27	N/A	Air	GC/MS MMM	N/A	11/24/14 13:07	141124L02
--------------	---------------	-----	-----	-----------	-----	-------------------	-----------

Comment(s): - MB data is reported in ng/sample.

Parameter	Result	RL	DF	Qualifiers
Naphthalene	ND	2.0	1.00	

Surrogate	Rec. (%)	Control Limits	Qualifiers
1,4-Bromofluorobenzene	94	57-129	

Return to Contents

RL: Reporting Limit. DF: Dilution Factor. MDL: Method Detection Limit.



Calscience

## Analytical Report

Treadwell & Rollo - A Langan Company  
555 Montgomery St., Suite 1300  
San Francisco, CA 94111-2554

Date Received: 11/22/14  
Work Order: 14-11-1876  
Preparation: N/A  
Method: EPA TO-3M  
Units: %

Project: 3093 Broadway / 731637001

Page 1 of 2

Client Sample Number	Lab Sample Number	Date/Time Collected	Matrix	Instrument	Date Prepared	Date/Time Analyzed	QC Batch ID
<b>AMBIENT-111714</b>	<b>14-11-1876-1-A</b>	<b>11/17/14 18:00</b>	<b>Air</b>	<b>GC 61</b>	<b>N/A</b>	<b>11/24/14 13:07</b>	<b>141124L01</b>
<u>Parameter</u>		<u>Result</u>		<u>RL</u>		<u>DF</u>	<u>Qualifiers</u>
Methane		0.00018		0.00012		1.00	
<b>AMBIENT-111814</b>	<b>14-11-1876-2-A</b>	<b>11/18/14 16:42</b>	<b>Air</b>	<b>GC 61</b>	<b>N/A</b>	<b>11/24/14 13:32</b>	<b>141124L01</b>
<u>Parameter</u>		<u>Result</u>		<u>RL</u>		<u>DF</u>	<u>Qualifiers</u>
Methane		0.00020		0.00012		1.00	
<b>SV-9-111714</b>	<b>14-11-1876-3-A</b>	<b>11/17/14 15:40</b>	<b>Air</b>	<b>GC 61</b>	<b>N/A</b>	<b>11/24/14 13:56</b>	<b>141124L01</b>
<u>Parameter</u>		<u>Result</u>		<u>RL</u>		<u>DF</u>	<u>Qualifiers</u>
Methane		0.0067		0.00012		1.00	
<b>SV-6-111814</b>	<b>14-11-1876-4-A</b>	<b>11/18/14 08:06</b>	<b>Air</b>	<b>GC 61</b>	<b>N/A</b>	<b>11/24/14 14:19</b>	<b>141124L01</b>
<u>Parameter</u>		<u>Result</u>		<u>RL</u>		<u>DF</u>	<u>Qualifiers</u>
Methane		0.0071		0.00012		1.00	
<b>SV-1-111814</b>	<b>14-11-1876-6-A</b>	<b>11/18/14 10:00</b>	<b>Air</b>	<b>GC 61</b>	<b>N/A</b>	<b>11/24/14 15:05</b>	<b>141124L01</b>
<u>Parameter</u>		<u>Result</u>		<u>RL</u>		<u>DF</u>	<u>Qualifiers</u>
Methane		0.00028		0.00012		1.00	
<b>SV-12-111814</b>	<b>14-11-1876-7-A</b>	<b>11/18/14 15:15</b>	<b>Air</b>	<b>GC 61</b>	<b>N/A</b>	<b>11/24/14 15:34</b>	<b>141124L01</b>
<u>Parameter</u>		<u>Result</u>		<u>RL</u>		<u>DF</u>	<u>Qualifiers</u>
Methane		0.013		0.00012		1.00	
<b>SV-3-111814</b>	<b>14-11-1876-9-A</b>	<b>11/18/14 14:20</b>	<b>Air</b>	<b>GC 61</b>	<b>N/A</b>	<b>11/24/14 16:22</b>	<b>141124L01</b>
<u>Parameter</u>		<u>Result</u>		<u>RL</u>		<u>DF</u>	<u>Qualifiers</u>
Methane		0.016		0.00012		1.00	
<b>SV-3-111814-DUP</b>	<b>14-11-1876-10-A</b>	<b>11/18/14 14:20</b>	<b>Air</b>	<b>GC 61</b>	<b>N/A</b>	<b>11/24/14 16:45</b>	<b>141124L01</b>
<u>Parameter</u>		<u>Result</u>		<u>RL</u>		<u>DF</u>	<u>Qualifiers</u>
Methane		0.017		0.00012		1.00	

Return to Contents

RL: Reporting Limit. DF: Dilution Factor. MDL: Method Detection Limit.



Calscience

## Analytical Report

Treadwell & Rollo - A Langan Company  
555 Montgomery St., Suite 1300  
San Francisco, CA 94111-2554

Date Received: 11/22/14  
Work Order: 14-11-1876  
Preparation: N/A  
Method: EPA TO-3M  
Units: %

Project: 3093 Broadway / 731637001

Page 2 of 2

Client Sample Number	Lab Sample Number	Date/Time Collected	Matrix	Instrument	Date Prepared	Date/Time Analyzed	QC Batch ID
<b>SV-4-111814</b>	<b>14-11-1876-12-A</b>	<b>11/18/14 16:57</b>	<b>Air</b>	<b>GC 61</b>	<b>N/A</b>	<b>11/24/14 17:08</b>	<b>141124L01</b>
<u>Parameter</u>		<u>Result</u>		<u>RL</u>		<u>DF</u>	<u>Qualifiers</u>
Methane		0.0068		0.00012		1.00	
<b>SV-11-111914</b>	<b>14-11-1876-13-A</b>	<b>11/19/14 15:00</b>	<b>Air</b>	<b>GC 61</b>	<b>N/A</b>	<b>11/24/14 17:34</b>	<b>141124L01</b>
<u>Parameter</u>		<u>Result</u>		<u>RL</u>		<u>DF</u>	<u>Qualifiers</u>
Methane		0.00046		0.00012		1.00	
<b>SV-10-111914</b>	<b>14-11-1876-14-A</b>	<b>11/19/14 16:57</b>	<b>Air</b>	<b>GC 61</b>	<b>N/A</b>	<b>11/24/14 17:59</b>	<b>141124L01</b>
<u>Parameter</u>		<u>Result</u>		<u>RL</u>		<u>DF</u>	<u>Qualifiers</u>
Methane		0.00049		0.00012		1.00	
<b>SV-2-111914</b>	<b>14-11-1876-15-A</b>	<b>11/19/14 17:56</b>	<b>Air</b>	<b>GC 61</b>	<b>N/A</b>	<b>11/24/14 18:27</b>	<b>141124L01</b>
<u>Parameter</u>		<u>Result</u>		<u>RL</u>		<u>DF</u>	<u>Qualifiers</u>
Methane		0.024		0.00012		1.00	
<b>Method Blank</b>	<b>099-12-476-399</b>	<b>N/A</b>	<b>Air</b>	<b>GC 61</b>	<b>N/A</b>	<b>11/24/14 12:36</b>	<b>141124L01</b>
<u>Parameter</u>		<u>Result</u>		<u>RL</u>		<u>DF</u>	<u>Qualifiers</u>
Methane		ND		0.00012		1.00	

Return to Contents

RL: Reporting Limit. DF: Dilution Factor. MDL: Method Detection Limit.



Calscience

## Quality Control - LCS/LCSD

Treadwell & Rollo - A Langan Company  
 555 Montgomery St., Suite 1300  
 San Francisco, CA 94111-2554

Date Received: 11/22/14  
 Work Order: 14-11-1876  
 Preparation: N/A  
 Method: ASTM D-1946

Project: 3093 Broadway / 731637001

Page 1 of 19

Quality Control Sample ID	Type	Matrix	Instrument	Date Prepared	Date Analyzed	LCS/LCSD Batch Number			
<b>099-16-444-102</b>	<b>LCS</b>	<b>Air</b>	<b>GC 65</b>	<b>N/A</b>	<b>11/25/14 17:56</b>	<b>141125L02</b>			
<b>099-16-444-102</b>	<b>LCSD</b>	<b>Air</b>	<b>GC 65</b>	<b>N/A</b>	<b>11/25/14 18:54</b>	<b>141125L02</b>			
Parameter	Spike Added	LCS Conc.	LCS %Rec.	LCSD Conc.	LCSD %Rec.	%Rec. CL	RPD	RPD CL	Qualifiers
Carbon Dioxide	15.00	15.69	105	15.84	106	80-120	1	0-30	
Oxygen (+ Argon)	4.010	3.992	100	4.007	100	80-120	0	0-30	

Return to Contents

RPD: Relative Percent Difference. CL: Control Limits



Calscience

## Quality Control - LCS/LCSD

Treadwell & Rollo - A Langan Company  
 555 Montgomery St., Suite 1300  
 San Francisco, CA 94111-2554

Date Received: 11/22/14  
 Work Order: 14-11-1876  
 Preparation: N/A  
 Method: ASTM D-1946 (M)

Project: 3093 Broadway / 731637001

Page 2 of 19

Quality Control Sample ID	Type	Matrix	Instrument	Date Prepared	Date Analyzed	LCS/LCSD Batch Number			
099-12-872-724	LCS	Air	GC 55	N/A	11/22/14 08:58	141122L01			
099-12-872-724	LCSD	Air	GC 55	N/A	11/22/14 09:20	141122L01			
Parameter	Spike Added	LCS Conc.	LCS %Rec.	LCSD Conc.	LCSD %Rec.	%Rec. CL	RPD	RPD CL	Qualifiers
Helium	1.000	0.9211	92	0.9450	94	80-120	3	0-30	

Return to Contents

RPD: Relative Percent Difference. CL: Control Limits





Calscience

## Quality Control - LCS/LCSD

Treadwell & Rollo - A Langan Company  
 555 Montgomery St., Suite 1300  
 San Francisco, CA 94111-2554

Date Received: 11/22/14  
 Work Order: 14-11-1876  
 Preparation: N/A  
 Method: ASTM D-1946 (M)

Project: 3093 Broadway / 731637001

Page 3 of 19

Quality Control Sample ID	Type	Matrix	Instrument	Date Prepared	Date Analyzed	LCS/LCSD Batch Number			
099-12-872-725	LCS	Air	GC 55	N/A	11/24/14 11:49	141124L01			
099-12-872-725	LCSD	Air	GC 55	N/A	11/24/14 12:14	141124L01			
Parameter	Spike Added	LCS Conc.	LCS %Rec.	LCSD Conc.	LCSD %Rec.	%Rec. CL	RPD	RPD CL	Qualifiers
Helium	1.000	0.9976	100	0.9305	93	80-120	7	0-30	

Return to Contents

RPD: Relative Percent Difference. CL: Control Limits



Calscience

## Quality Control - LCS/LCSD

Treadwell & Rollo - A Langan Company  
555 Montgomery St., Suite 1300  
San Francisco, CA 94111-2554

Date Received: 11/22/14  
Work Order: 14-11-1876  
Preparation: N/A  
Method: EPA TO-15

Project: 3093 Broadway / 731637001

Page 4 of 19

Quality Control Sample ID	Type	Matrix	Instrument	Date Prepared	Date Analyzed	LCS/LCSD Batch Number
095-01-021-14579	LCS	Air	GC/MS K	N/A	11/24/14 12:32	141124L01
095-01-021-14579	LCSD	Air	GC/MS K	N/A	11/24/14 13:22	141124L01

Parameter	Spike Added	LCS Conc.	LCS %Rec.	LCSD Conc.	LCSD %Rec.	%Rec. CL	ME CL	RPD	RPD CL	Qualifiers
Acetone	59.39	75.22	127	72.73	122	67-133	56-144	3	0-30	
Benzene	79.87	88.15	110	87.41	109	70-130	60-140	1	0-30	
Benzyl Chloride	129.4	122.4	95	121.5	94	38-158	18-178	1	0-30	
Bromodichloromethane	167.5	198.2	118	195.3	117	70-130	60-140	1	0-30	
Bromoform	258.4	302.0	117	294.6	114	63-147	49-161	2	0-30	
Bromomethane	97.08	119.9	124	117.0	121	70-139	58-150	2	0-30	
2-Butanone	73.73	89.41	121	88.11	119	66-132	55-143	1	0-30	
Carbon Disulfide	77.85	95.18	122	92.02	118	68-146	55-159	3	0-30	
Carbon Tetrachloride	157.3	181.4	115	178.2	113	70-136	59-147	2	0-30	
Chlorobenzene	115.1	118.0	103	116.2	101	70-130	60-140	2	0-30	
Chloroethane	65.96	80.72	122	78.77	119	65-149	51-163	2	0-30	
Chloroform	122.1	138.1	113	134.8	110	70-130	60-140	2	0-30	
Chloromethane	51.63	70.17	136	68.58	133	69-141	57-153	2	0-30	
Dibromochloromethane	213.0	235.4	111	231.0	108	70-138	59-149	2	0-30	
Dichlorodifluoromethane	123.6	135.5	110	134.2	109	67-139	55-151	1	0-30	
Diisopropyl Ether (DIPE)	104.5	109.4	105	105.7	101	63-130	52-141	3	0-30	
1,1-Dichloroethane	101.2	107.8	107	107.0	106	70-130	60-140	1	0-30	
1,1-Dichloroethene	99.12	130.9	132	126.1	127	70-135	59-146	4	0-30	
1,2-Dibromoethane	192.1	204.9	107	200.4	104	70-133	60-144	2	0-30	
Dichlorotetrafluoroethane	174.8	169.9	97	165.4	95	51-135	37-149	3	0-30	
1,2-Dichlorobenzene	150.3	120.7	80	120.1	80	48-138	33-153	1	0-30	
1,2-Dichloroethane	101.2	112.4	111	109.8	109	70-132	60-142	2	0-30	
1,2-Dichloropropane	115.5	123.4	107	120.8	105	70-130	60-140	2	0-30	
1,3-Dichlorobenzene	150.3	135.2	90	134.2	89	56-134	43-147	1	0-30	
1,4-Dichlorobenzene	150.3	135.0	90	132.4	88	52-136	38-150	2	0-30	
c-1,3-Dichloropropene	113.5	133.8	118	131.5	116	70-130	60-140	2	0-30	
c-1,2-Dichloroethene	99.12	103.7	105	102.8	104	70-130	60-140	1	0-30	
t-1,2-Dichloroethene	99.12	99.22	100	101.5	102	70-130	60-140	2	0-30	
t-1,3-Dichloropropene	113.5	146.6	129	144.9	128	70-147	57-160	1	0-30	
Ethanol	188.4	246.0	131	236.2	125	37-139	20-156	4	0-30	
Ethyl-t-Butyl Ether (ETBE)	104.5	80.53	77	80.89	77	67-130	56-140	0	0-30	
Ethylbenzene	108.6	115.9	107	113.6	105	70-130	60-140	2	0-30	
4-Ethyltoluene	122.9	125.1	102	122.9	100	68-130	58-140	2	0-30	
Hexachloro-1,3-Butadiene	266.6	237.1	89	239.0	90	44-146	27-163	1	0-30	
2-Hexanone	102.4	98.99	97	96.82	95	70-136	59-147	2	0-30	
Methyl-t-Butyl Ether (MTBE)	90.13	84.94	94	86.15	96	68-130	58-140	1	0-30	

RPD: Relative Percent Difference. CL: Control Limits



Calscience

## Quality Control - LCS/LCSD

Treadwell & Rollo - A Langan Company  
555 Montgomery St., Suite 1300  
San Francisco, CA 94111-2554

Date Received: 11/22/14  
Work Order: 14-11-1876  
Preparation: N/A  
Method: EPA TO-15

Project: 3093 Broadway / 731637001

Page 5 of 19

Parameter	Spike Added	LCS Conc.	LCS %Rec.	LCSD Conc.	LCSD %Rec.	%Rec. CL	ME CL	RPD	RPD CL	Qualifiers
Methylene Chloride	86.84	106.5	123	102.9	119	69-130	59-140	3	0-30	
4-Methyl-2-Pentanone	102.4	110.3	108	108.1	106	70-130	60-140	2	0-30	
Naphthalene	131.1	108.6	83	110.9	85	24-144	4-164	2	0-30	
o-Xylene	108.6	116.1	107	113.3	104	69-130	59-140	2	0-30	
p/m-Xylene	217.1	239.8	110	233.9	108	70-132	60-142	3	0-30	
Styrene	106.5	112.0	105	110.2	103	65-131	54-142	2	0-30	
Tert-Amyl-Methyl Ether (TAME)	104.5	75.34	72	76.95	74	69-130	59-140	2	0-30	
Tert-Butyl Alcohol (TBA)	151.6	148.2	98	145.3	96	66-144	53-157	2	0-30	
Tetrachloroethene	169.6	172.8	102	170.6	101	70-130	60-140	1	0-30	
Toluene	94.21	98.50	105	96.52	102	70-130	60-140	2	0-30	
Trichloroethene	134.3	148.9	111	147.8	110	70-130	60-140	1	0-30	
Trichlorofluoromethane	140.5	166.1	118	160.5	114	63-141	50-154	3	0-30	
1,1,2-Trichloro-1,2,2-Trifluoroethane	191.6	233.1	122	225.1	117	70-136	59-147	4	0-30	
1,1,1-Trichloroethane	136.4	147.0	108	143.8	105	70-130	60-140	2	0-30	
1,1,2-Trichloroethane	136.4	152.2	112	150.1	110	70-130	60-140	1	0-30	
1,3,5-Trimethylbenzene	122.9	119.8	97	116.9	95	62-130	51-141	2	0-30	
1,1,2,2-Tetrachloroethane	171.6	163.1	95	160.9	94	63-130	52-141	1	0-30	
1,2,4-Trimethylbenzene	122.9	119.3	97	117.0	95	60-132	48-144	2	0-30	
1,2,4-Trichlorobenzene	185.5	154.8	83	158.2	85	31-151	11-171	2	0-30	
Vinyl Acetate	88.03	100.5	114	100.3	114	58-130	46-142	0	0-30	
Vinyl Chloride	63.91	76.85	120	74.79	117	70-134	59-145	3	0-30	

Total number of LCS compounds: 57

Total number of ME compounds: 0

Total number of ME compounds allowed: 3

LCS ME CL validation result: Pass

Return to Contents

RPD: Relative Percent Difference. CL: Control Limits



Calscience

## Quality Control - LCS/LCSD

Treadwell & Rollo - A Langan Company  
555 Montgomery St., Suite 1300  
San Francisco, CA 94111-2554

Date Received: 11/22/14  
Work Order: 14-11-1876  
Preparation: N/A  
Method: EPA TO-15

Project: 3093 Broadway / 731637001

Page 6 of 19

Quality Control Sample ID	Type	Matrix		Instrument	Date Prepared	Date Analyzed	LCS/LCSD Batch Number			
095-01-021-14586	LCS	Air		GC/MS K	N/A	11/25/14 14:38	141125L01			
095-01-021-14586	LCSD	Air		GC/MS K	N/A	11/25/14 15:27	141125L01			
Parameter	Spike Added	LCS Conc.	LCS %Rec.	LCSD Conc.	LCSD %Rec.	%Rec. CL	ME CL	RPD	RPD CL	Qualifiers
Acetone	59.39	73.06	123	72.81	123	67-133	56-144	0	0-30	
Benzene	79.87	86.68	109	86.33	108	70-130	60-140	0	0-30	
Benzyl Chloride	129.4	114.3	88	113.0	87	38-158	18-178	1	0-30	
Bromodichloromethane	167.5	192.0	115	191.1	114	70-130	60-140	1	0-30	
Bromoform	258.4	284.1	110	283.8	110	63-147	49-161	0	0-30	
Bromomethane	97.08	116.3	120	115.2	119	70-139	58-150	1	0-30	
2-Butanone	73.73	87.72	119	86.78	118	66-132	55-143	1	0-30	
Carbon Disulfide	77.85	91.86	118	91.56	118	68-146	55-159	0	0-30	
Carbon Tetrachloride	157.3	174.2	111	173.4	110	70-136	59-147	0	0-30	
Chlorobenzene	115.1	114.7	100	115.9	101	70-130	60-140	1	0-30	
Chloroethane	65.96	78.76	119	78.01	118	65-149	51-163	1	0-30	
Chloroform	122.1	134.0	110	134.0	110	70-130	60-140	0	0-30	
Chloromethane	51.63	69.61	135	68.66	133	69-141	57-153	1	0-30	
Dibromochloromethane	213.0	228.3	107	230.9	108	70-138	59-149	1	0-30	
Dichlorodifluoromethane	123.6	134.6	109	134.3	109	67-139	55-151	0	0-30	
Diisopropyl Ether (DIPE)	104.5	105.1	101	104.2	100	63-130	52-141	1	0-30	
1,1-Dichloroethane	101.2	103.9	103	104.3	103	70-130	60-140	0	0-30	
1,1-Dichloroethene	99.12	126.1	127	124.9	126	70-135	59-146	1	0-30	
1,2-Dibromoethane	192.1	198.0	103	201.8	105	70-133	60-144	2	0-30	
Dichlorotetrafluoroethane	174.8	164.3	94	163.4	93	51-135	37-149	1	0-30	
1,2-Dichlorobenzene	150.3	113.4	75	113.1	75	48-138	33-153	0	0-30	
1,2-Dichloroethane	101.2	107.9	107	108.1	107	70-132	60-142	0	0-30	
1,2-Dichloropropane	115.5	120.2	104	119.2	103	70-130	60-140	1	0-30	
1,3-Dichlorobenzene	150.3	127.0	85	126.3	84	56-134	43-147	1	0-30	
1,4-Dichlorobenzene	150.3	126.1	84	125.1	83	52-136	38-150	1	0-30	
c-1,3-Dichloropropene	113.5	130.8	115	129.4	114	70-130	60-140	1	0-30	
c-1,2-Dichloroethene	99.12	102.6	103	102.9	104	70-130	60-140	0	0-30	
t-1,2-Dichloroethene	99.12	96.17	97	98.39	99	70-130	60-140	2	0-30	
t-1,3-Dichloropropene	113.5	142.2	125	141.2	124	70-147	57-160	1	0-30	
Ethanol	188.4	238.6	127	237.9	126	37-139	20-156	0	0-30	
Ethyl-t-Butyl Ether (ETBE)	104.5	77.85	75	79.15	76	67-130	56-140	2	0-30	
Ethylbenzene	108.6	111.6	103	112.5	104	70-130	60-140	1	0-30	
4-Ethyltoluene	122.9	115.6	94	115.0	94	68-130	58-140	0	0-30	
Hexachloro-1,3-Butadiene	266.6	234.3	88	237.6	89	44-146	27-163	1	0-30	
2-Hexanone	102.4	96.07	94	98.84	97	70-136	59-147	3	0-30	
Methyl-t-Butyl Ether (MTBE)	90.13	82.39	91	83.77	93	68-130	58-140	2	0-30	

RPD: Relative Percent Difference. CL: Control Limits



Calscience

## Quality Control - LCS/LCSD

Treadwell & Rollo - A Langan Company  
555 Montgomery St., Suite 1300  
San Francisco, CA 94111-2554

Date Received: 11/22/14  
Work Order: 14-11-1876  
Preparation: N/A  
Method: EPA TO-15

Project: 3093 Broadway / 731637001

Page 7 of 19

Parameter	Spike Added	LCS Conc.	LCS %Rec.	LCSD Conc.	LCSD %Rec.	%Rec. CL	ME CL	RPD	RPD CL	Qualifiers
Methylene Chloride	86.84	103.0	119	101.9	117	69-130	59-140	1	0-30	
4-Methyl-2-Pentanone	102.4	107.1	105	106.3	104	70-130	60-140	1	0-30	
Naphthalene	131.1	110.0	84	110.2	84	24-144	4-164	0	0-30	
o-Xylene	108.6	110.3	102	109.7	101	69-130	59-140	1	0-30	
p/m-Xylene	217.1	229.3	106	230.4	106	70-132	60-142	0	0-30	
Styrene	106.5	107.0	100	107.3	101	65-131	54-142	0	0-30	
Tert-Amyl-Methyl Ether (TAME)	104.5	72.59	69	74.60	71	69-130	59-140	3	0-30	
Tert-Butyl Alcohol (TBA)	151.6	142.1	94	142.6	94	66-144	53-157	0	0-30	
Tetrachloroethene	169.6	169.8	100	173.7	102	70-130	60-140	2	0-30	
Toluene	94.21	97.06	103	99.20	105	70-130	60-140	2	0-30	
Trichloroethene	134.3	146.0	109	145.8	109	70-130	60-140	0	0-30	
Trichlorofluoromethane	140.5	159.5	114	157.2	112	63-141	50-154	1	0-30	
1,1,2-Trichloro-1,2,2-Trifluoroethane	191.6	223.9	117	222.4	116	70-136	59-147	1	0-30	
1,1,1-Trichloroethane	136.4	142.0	104	141.8	104	70-130	60-140	0	0-30	
1,1,2-Trichloroethane	136.4	148.0	109	147.8	108	70-130	60-140	0	0-30	
1,3,5-Trimethylbenzene	122.9	111.0	90	110.9	90	62-130	51-141	0	0-30	
1,1,2,2-Tetrachloroethane	171.6	155.2	90	156.1	91	63-130	52-141	1	0-30	
1,2,4-Trimethylbenzene	122.9	111.0	90	110.7	90	60-132	48-144	0	0-30	
1,2,4-Trichlorobenzene	185.5	155.5	84	155.5	84	31-151	11-171	0	0-30	
Vinyl Acetate	88.03	98.50	112	97.73	111	58-130	46-142	1	0-30	
Vinyl Chloride	63.91	74.46	117	74.31	116	70-134	59-145	0	0-30	

Total number of LCS compounds: 57

Total number of ME compounds: 0

Total number of ME compounds allowed: 3

LCS ME CL validation result: Pass

Return to Contents

RPD: Relative Percent Difference. CL: Control Limits



Calscience

## Quality Control - LCS/LCSD

Treadwell & Rollo - A Langan Company  
555 Montgomery St., Suite 1300  
San Francisco, CA 94111-2554

Date Received: 11/22/14  
Work Order: 14-11-1876  
Preparation: N/A  
Method: EPA TO-15

Project: 3093 Broadway / 731637001

Page 8 of 19

Quality Control Sample ID	Type	Matrix	Instrument	Date Prepared	Date Analyzed	LCS/LCSD Batch Number
095-01-021-14584	LCS	Air	GC/MS AA	N/A	11/25/14 11:09	141125L01
095-01-021-14584	LCSD	Air	GC/MS AA	N/A	11/25/14 11:56	141125L01

Parameter	Spike Added	LCS Conc.	LCS %Rec.	LCSD Conc.	LCSD %Rec.	%Rec. CL	ME CL	RPD	RPD CL	Qualifiers
Acetone	59.39	68.66	116	71.40	120	67-133	56-144	4	0-30	
Benzene	79.87	91.86	115	96.90	121	70-130	60-140	5	0-30	
Benzyl Chloride	129.4	151.9	117	154.5	119	38-158	18-178	2	0-30	
Bromodichloromethane	167.5	186.5	111	195.7	117	70-130	60-140	5	0-30	
Bromoform	258.4	305.6	118	315.6	122	63-147	49-161	3	0-30	
Bromomethane	97.08	101.0	104	104.8	108	70-139	58-150	4	0-30	
2-Butanone	73.73	82.19	111	85.83	116	66-132	55-143	4	0-30	
Carbon Disulfide	77.85	92.46	119	96.12	123	68-146	55-159	4	0-30	
Carbon Tetrachloride	157.3	169.6	108	177.6	113	70-136	59-147	5	0-30	
Chlorobenzene	115.1	128.1	111	131.5	114	70-130	60-140	3	0-30	
Chloroethane	65.96	66.78	101	69.01	105	65-149	51-163	3	0-30	
Chloroform	122.1	124.9	102	130.3	107	70-130	60-140	4	0-30	
Chloromethane	51.63	52.67	102	54.35	105	69-141	57-153	3	0-30	
Dibromochloromethane	213.0	247.8	116	254.9	120	70-138	59-149	3	0-30	
Dichlorodifluoromethane	123.6	119.4	97	124.5	101	67-139	55-151	4	0-30	
Diisopropyl Ether (DIPE)	104.5	102.4	98	105.9	101	63-130	52-141	3	0-30	
1,1-Dichloroethane	101.2	106.7	105	111.6	110	70-130	60-140	5	0-30	
1,1-Dichloroethene	99.12	114.3	115	117.6	119	70-135	59-146	3	0-30	
1,2-Dibromoethane	192.1	220.6	115	227.9	119	70-133	60-144	3	0-30	
Dichlorotetrafluoroethane	174.8	142.3	81	147.8	85	51-135	37-149	4	0-30	
1,2-Dichlorobenzene	150.3	161.9	108	164.7	110	48-138	33-153	2	0-30	
1,2-Dichloroethane	101.2	103.8	103	107.6	106	70-132	60-142	4	0-30	
1,2-Dichloropropane	115.5	131.3	114	139.3	121	70-130	60-140	6	0-30	
1,3-Dichlorobenzene	150.3	168.6	112	172.8	115	56-134	43-147	2	0-30	
1,4-Dichlorobenzene	150.3	165.3	110	169.8	113	52-136	38-150	3	0-30	
c-1,3-Dichloropropene	113.5	140.9	124	147.8	130	70-130	60-140	5	0-30	
c-1,2-Dichloroethene	99.12	107.9	109	112.7	114	70-130	60-140	4	0-30	
t-1,2-Dichloroethene	99.12	103.9	105	108.5	109	70-130	60-140	4	0-30	
t-1,3-Dichloropropene	113.5	152.4	134	161.4	142	70-147	57-160	6	0-30	
Ethanol	188.4	181.5	96	182.7	97	37-139	20-156	1	0-30	
Ethyl-t-Butyl Ether (ETBE)	104.5	101.5	97	106.2	102	67-130	56-140	4	0-30	
Ethylbenzene	108.6	124.8	115	128.2	118	70-130	60-140	3	0-30	
4-Ethyltoluene	122.9	142.9	116	143.9	117	68-130	58-140	1	0-30	
Hexachloro-1,3-Butadiene	266.6	280.0	105	281.2	105	44-146	27-163	0	0-30	
2-Hexanone	102.4	133.1	130	137.9	135	70-136	59-147	4	0-30	
Methyl-t-Butyl Ether (MTBE)	90.13	99.12	110	102.8	114	68-130	58-140	4	0-30	

RPD: Relative Percent Difference. CL: Control Limits



Calscience

## Quality Control - LCS/LCSD

Treadwell & Rollo - A Langan Company  
555 Montgomery St., Suite 1300  
San Francisco, CA 94111-2554

Date Received: 11/22/14  
Work Order: 14-11-1876  
Preparation: N/A  
Method: EPA TO-15

Project: 3093 Broadway / 731637001

Page 9 of 19

Parameter	Spike Added	LCS Conc.	LCS %Rec.	LCSD Conc.	LCSD %Rec.	%Rec. CL	ME CL	RPD	RPD CL	Qualifiers
Methylene Chloride	86.84	92.70	107	96.14	111	69-130	59-140	4	0-30	
4-Methyl-2-Pentanone	102.4	123.2	120	129.5	126	70-130	60-140	5	0-30	
Naphthalene	131.1	141.2	108	149.3	114	24-144	4-164	6	0-30	
o-Xylene	108.6	120.5	111	123.3	114	69-130	59-140	2	0-30	
p/m-Xylene	217.1	246.7	114	253.6	117	70-132	60-142	3	0-30	
Styrene	106.5	117.4	110	121.6	114	65-131	54-142	4	0-30	
Tert-Amyl-Methyl Ether (TAME)	104.5	107.2	103	112.1	107	69-130	59-140	5	0-30	
Tert-Butyl Alcohol (TBA)	151.6	160.2	106	160.6	106	66-144	53-157	0	0-30	
Tetrachloroethene	169.6	194.3	115	198.9	117	70-130	60-140	2	0-30	
Toluene	94.21	108.5	115	111.4	118	70-130	60-140	3	0-30	
Trichloroethene	134.3	153.3	114	161.5	120	70-130	60-140	5	0-30	
Trichlorofluoromethane	140.5	131.1	93	137.8	98	63-141	50-154	5	0-30	
1,1,2-Trichloro-1,2,2-Trifluoroethane	191.6	206.6	108	214.4	112	70-136	59-147	4	0-30	
1,1,1-Trichloroethane	136.4	136.7	100	141.9	104	70-130	60-140	4	0-30	
1,1,2-Trichloroethane	136.4	151.4	111	159.8	117	70-130	60-140	5	0-30	
1,3,5-Trimethylbenzene	122.9	136.7	111	138.5	113	62-130	51-141	1	0-30	
1,1,2,2-Tetrachloroethane	171.6	184.1	107	190.0	111	63-130	52-141	3	0-30	
1,2,4-Trimethylbenzene	122.9	131.8	107	134.4	109	60-132	48-144	2	0-30	
1,2,4-Trichlorobenzene	185.5	209.7	113	217.8	117	31-151	11-171	4	0-30	
Vinyl Acetate	88.03	87.63	100	90.09	102	58-130	46-142	3	0-30	
Vinyl Chloride	63.91	65.07	102	67.13	105	70-134	59-145	3	0-30	

Total number of LCS compounds: 57

Total number of ME compounds: 0

Total number of ME compounds allowed: 3

LCS ME CL validation result: Pass

Return to Contents

RPD: Relative Percent Difference. CL: Control Limits



Calscience

## Quality Control - LCS/LCSD

Treadwell & Rollo - A Langan Company  
555 Montgomery St., Suite 1300  
San Francisco, CA 94111-2554

Date Received: 11/22/14  
Work Order: 14-11-1876  
Preparation: N/A  
Method: EPA TO-15

Project: 3093 Broadway / 731637001

Page 10 of 19

Quality Control Sample ID	Type	Matrix	Instrument	Date Prepared	Date Analyzed	LCS/LCSD Batch Number				
095-01-021-14581	LCS	Air	GC/MS II	N/A	11/24/14 12:36	141124L01				
095-01-021-14581	LCSD	Air	GC/MS II	N/A	11/24/14 13:29	141124L01				
Parameter	Spike Added	LCS Conc.	LCS %Rec.	LCSD Conc.	LCSD %Rec.	%Rec. CL	ME CL	RPD	RPD CL	Qualifiers
Acetone	59.39	57.27	96	56.52	95	67-133	56-144	1	0-30	
Benzene	79.87	75.17	94	78.07	98	70-130	60-140	4	0-30	
Benzyl Chloride	129.4	165.0	127	166.8	129	38-158	18-178	1	0-30	
Bromodichloromethane	167.5	173.4	104	172.1	103	70-130	60-140	1	0-30	
Bromoform	258.4	310.5	120	316.6	123	63-147	49-161	2	0-30	
Bromomethane	97.08	93.75	97	93.11	96	70-139	58-150	1	0-30	
2-Butanone	73.73	66.29	90	66.16	90	66-132	55-143	0	0-30	
Carbon Disulfide	77.85	67.77	87	68.54	88	68-146	55-159	1	0-30	
Carbon Tetrachloride	157.3	164.6	105	161.1	102	70-136	59-147	2	0-30	
Chlorobenzene	115.1	124.1	108	128.3	112	70-130	60-140	3	0-30	
Chloroethane	65.96	64.73	98	65.10	99	65-149	51-163	1	0-30	
Chloroform	122.1	114.6	94	112.7	92	70-130	60-140	2	0-30	
Chloromethane	51.63	47.82	93	49.88	97	69-141	57-153	4	0-30	
Dibromochloromethane	213.0	235.7	111	242.6	114	70-138	59-149	3	0-30	
Dichlorodifluoromethane	123.6	99.74	81	100.1	81	67-139	55-151	0	0-30	
Diisopropyl Ether (DIPE)	104.5	93.46	89	95.17	91	63-130	52-141	2	0-30	
1,1-Dichloroethane	101.2	89.78	89	90.56	90	70-130	60-140	1	0-30	
1,1-Dichloroethene	99.12	101.0	102	96.04	97	70-135	59-146	5	0-30	
1,2-Dibromoethane	192.1	210.1	109	220.4	115	70-133	60-144	5	0-30	
Dichlorotetrafluoroethane	174.8	172.1	98	168.8	97	51-135	37-149	2	0-30	
1,2-Dichlorobenzene	150.3	184.7	123	187.4	125	48-138	33-153	1	0-30	
1,2-Dichloroethane	101.2	99.71	99	97.02	96	70-132	60-142	3	0-30	
1,2-Dichloropropane	115.5	109.7	95	115.2	100	70-130	60-140	5	0-30	
1,3-Dichlorobenzene	150.3	182.9	122	185.8	124	56-134	43-147	2	0-30	
1,4-Dichlorobenzene	150.3	182.0	121	183.7	122	52-136	38-150	1	0-30	
c-1,3-Dichloropropene	113.5	118.5	104	119.6	105	70-130	60-140	1	0-30	
c-1,2-Dichloroethene	99.12	88.38	89	90.24	91	70-130	60-140	2	0-30	
t-1,2-Dichloroethene	99.12	88.45	89	90.11	91	70-130	60-140	2	0-30	
t-1,3-Dichloropropene	113.5	129.2	114	127.8	113	70-147	57-160	1	0-30	
Ethanol	188.4	188.5	100	188.4	100	37-139	20-156	0	0-30	
Ethyl-t-Butyl Ether (ETBE)	104.5	92.50	89	93.43	89	67-130	56-140	1	0-30	
Ethylbenzene	108.6	117.3	108	121.1	112	70-130	60-140	3	0-30	
4-Ethyltoluene	122.9	140.5	114	143.3	117	68-130	58-140	2	0-30	
Hexachloro-1,3-Butadiene	266.6	384.4	144	391.3	147	44-146	27-163	2	0-30	ME
2-Hexanone	102.4	103.5	101	109.7	107	70-136	59-147	6	0-30	
Methyl-t-Butyl Ether (MTBE)	90.13	80.25	89	81.25	90	68-130	58-140	1	0-30	

RPD: Relative Percent Difference. CL: Control Limits





Calscience

## Quality Control - LCS/LCSD

Treadwell & Rollo - A Langan Company  
555 Montgomery St., Suite 1300  
San Francisco, CA 94111-2554

Date Received: 11/22/14  
Work Order: 14-11-1876  
Preparation: N/A  
Method: EPA TO-15

Project: 3093 Broadway / 731637001

Page 11 of 19

Parameter	Spike Added	LCS Conc.	LCS %Rec.	LCSD Conc.	LCSD %Rec.	%Rec. CL	ME CL	RPD	RPD CL	Qualifiers
Methylene Chloride	86.84	71.49	82	72.97	84	69-130	59-140	2	0-30	
4-Methyl-2-Pentanone	102.4	96.26	94	98.88	97	70-130	60-140	3	0-30	
Naphthalene	131.1	169.9	130	173.8	133	24-144	4-164	2	0-30	
o-Xylene	108.6	119.7	110	122.6	113	69-130	59-140	2	0-30	
p/m-Xylene	217.1	244.9	113	249.1	115	70-132	60-142	2	0-30	
Styrene	106.5	115.8	109	118.6	111	65-131	54-142	2	0-30	
Tert-Amyl-Methyl Ether (TAME)	104.5	101.5	97	103.3	99	69-130	59-140	2	0-30	
Tert-Butyl Alcohol (TBA)	151.6	145.6	96	146.2	96	66-144	53-157	0	0-30	
Tetrachloroethene	169.6	180.8	107	187.6	111	70-130	60-140	4	0-30	
Toluene	94.21	97.73	104	103.2	110	70-130	60-140	5	0-30	
Trichloroethene	134.3	135.4	101	135.6	101	70-130	60-140	0	0-30	
Trichlorofluoromethane	140.5	145.6	104	136.3	97	63-141	50-154	7	0-30	
1,1,2-Trichloro-1,2,2-Trifluoroethane	191.6	180.7	94	179.0	93	70-136	59-147	1	0-30	
1,1,1-Trichloroethane	136.4	131.2	96	127.3	93	70-130	60-140	3	0-30	
1,1,2-Trichloroethane	136.4	136.9	100	137.1	101	70-130	60-140	0	0-30	
1,3,5-Trimethylbenzene	122.9	139.0	113	141.4	115	62-130	51-141	2	0-30	
1,1,2,2-Tetrachloroethane	171.6	186.5	109	191.4	112	63-130	52-141	3	0-30	
1,2,4-Trimethylbenzene	122.9	145.6	118	146.9	120	60-132	48-144	1	0-30	
1,2,4-Trichlorobenzene	185.5	263.4	142	268.2	145	31-151	11-171	2	0-30	
Vinyl Acetate	88.03	77.42	88	78.92	90	58-130	46-142	2	0-30	
Vinyl Chloride	63.91	60.62	95	61.53	96	70-134	59-145	1	0-30	

Total number of LCS compounds: 57

Total number of ME compounds: 1

Total number of ME compounds allowed: 3

LCS ME CL validation result: Pass

Return to Contents

RPD: Relative Percent Difference. CL: Control Limits



Calscience

## Quality Control - LCS/LCSD

Treadwell & Rollo - A Langan Company  
555 Montgomery St., Suite 1300  
San Francisco, CA 94111-2554

Date Received: 11/22/14  
Work Order: 14-11-1876  
Preparation: N/A  
Method: EPA TO-15

Project: 3093 Broadway / 731637001

Page 12 of 19

Quality Control Sample ID	Type	Matrix		Instrument	Date Prepared	Date Analyzed	LCS/LCSD Batch Number			
095-01-021-14585	LCS	Air		GC/MS II	N/A	11/25/14 11:35	141125L01			
095-01-021-14585	LCSD	Air		GC/MS II	N/A	11/25/14 12:25	141125L01			
Parameter	Spike Added	LCS Conc.	LCS %Rec.	LCSD Conc.	LCSD %Rec.	%Rec. CL	ME CL	RPD	RPD CL	Qualifiers
Acetone	59.39	56.84	96	54.58	92	67-133	56-144	4	0-30	
Benzene	79.87	80.43	101	75.11	94	70-130	60-140	7	0-30	
Benzyl Chloride	129.4	161.6	125	141.6	109	38-158	18-178	13	0-30	
Bromodichloromethane	167.5	172.9	103	158.2	94	70-130	60-140	9	0-30	
Bromoform	258.4	302.5	117	265.4	103	63-147	49-161	13	0-30	
Bromomethane	97.08	95.81	99	92.98	96	70-139	58-150	3	0-30	
2-Butanone	73.73	74.02	100	71.27	97	66-132	55-143	4	0-30	
Carbon Disulfide	77.85	78.70	101	75.22	97	68-146	55-159	5	0-30	
Carbon Tetrachloride	157.3	158.4	101	145.8	93	70-136	59-147	8	0-30	
Chlorobenzene	115.1	123.7	107	109.3	95	70-130	60-140	12	0-30	
Chloroethane	65.96	63.76	97	60.28	91	65-149	51-163	6	0-30	
Chloroform	122.1	116.2	95	112.0	92	70-130	60-140	4	0-30	
Chloromethane	51.63	52.51	102	50.18	97	69-141	57-153	5	0-30	
Dibromochloromethane	213.0	229.1	108	201.6	95	70-138	59-149	13	0-30	
Dichlorodifluoromethane	123.6	116.6	94	113.4	92	67-139	55-151	3	0-30	
Diisopropyl Ether (DIPE)	104.5	95.66	92	91.87	88	63-130	52-141	4	0-30	
1,1-Dichloroethane	101.2	95.71	95	91.65	91	70-130	60-140	4	0-30	
1,1-Dichloroethene	99.12	101.3	102	96.27	97	70-135	59-146	5	0-30	
1,2-Dibromoethane	192.1	211.1	110	184.8	96	70-133	60-144	13	0-30	
Dichlorotetrafluoroethane	174.8	139.2	80	132.9	76	51-135	37-149	5	0-30	
1,2-Dichlorobenzene	150.3	172.7	115	150.7	100	48-138	33-153	14	0-30	
1,2-Dichloroethane	101.2	99.14	98	93.83	93	70-132	60-142	6	0-30	
1,2-Dichloropropane	115.5	116.5	101	107.6	93	70-130	60-140	8	0-30	
1,3-Dichlorobenzene	150.3	173.4	115	152.5	101	56-134	43-147	13	0-30	
1,4-Dichlorobenzene	150.3	174.5	116	153.1	102	52-136	38-150	13	0-30	
c-1,3-Dichloropropene	113.5	121.7	107	113.3	100	70-130	60-140	7	0-30	
c-1,2-Dichloroethene	99.12	93.33	94	90.35	91	70-130	60-140	3	0-30	
t-1,2-Dichloroethene	99.12	90.46	91	87.73	89	70-130	60-140	3	0-30	
t-1,3-Dichloropropene	113.5	138.1	122	128.5	113	70-147	57-160	7	0-30	
Ethanol	188.4	176.4	94	159.1	84	37-139	20-156	10	0-30	
Ethyl-t-Butyl Ether (ETBE)	104.5	88.19	84	84.33	81	67-130	56-140	4	0-30	
Ethylbenzene	108.6	116.3	107	102.2	94	70-130	60-140	13	0-30	
4-Ethyltoluene	122.9	136.4	111	119.1	97	68-130	58-140	14	0-30	
Hexachloro-1,3-Butadiene	266.6	331.8	124	289.3	108	44-146	27-163	14	0-30	
2-Hexanone	102.4	114.6	112	100.2	98	70-136	59-147	13	0-30	
Methyl-t-Butyl Ether (MTBE)	90.13	85.79	95	81.61	91	68-130	58-140	5	0-30	

RPD: Relative Percent Difference. CL: Control Limits



Calscience

## Quality Control - LCS/LCSD

Treadwell & Rollo - A Langan Company  
555 Montgomery St., Suite 1300  
San Francisco, CA 94111-2554

Date Received: 11/22/14  
Work Order: 14-11-1876  
Preparation: N/A  
Method: EPA TO-15

Project: 3093 Broadway / 731637001

Page 13 of 19

Parameter	Spike Added	LCS Conc.	LCS %Rec.	LCSD Conc.	LCSD %Rec.	%Rec. CL	ME CL	RPD	RPD CL	Qualifiers
Methylene Chloride	86.84	80.21	92	77.11	89	69-130	59-140	4	0-30	
4-Methyl-2-Pentanone	102.4	105.7	103	99.29	97	70-130	60-140	6	0-30	
Naphthalene	131.1	153.0	117	137.5	105	24-144	4-164	11	0-30	
o-Xylene	108.6	114.7	106	100.5	93	69-130	59-140	13	0-30	
p/m-Xylene	217.1	236.5	109	207.9	96	70-132	60-142	13	0-30	
Styrene	106.5	113.8	107	100.6	94	65-131	54-142	12	0-30	
Tert-Amyl-Methyl Ether (TAME)	104.5	93.91	90	86.75	83	69-130	59-140	8	0-30	
Tert-Butyl Alcohol (TBA)	151.6	140.0	92	127.8	84	66-144	53-157	9	0-30	
Tetrachloroethene	169.6	182.2	107	160.7	95	70-130	60-140	13	0-30	
Toluene	94.21	102.2	108	89.63	95	70-130	60-140	13	0-30	
Trichloroethene	134.3	135.3	101	125.1	93	70-130	60-140	8	0-30	
Trichlorofluoromethane	140.5	132.3	94	125.2	89	63-141	50-154	6	0-30	
1,1,2-Trichloro-1,2,2-Trifluoroethane	191.6	193.2	101	184.4	96	70-136	59-147	5	0-30	
1,1,1-Trichloroethane	136.4	127.6	94	121.6	89	70-130	60-140	5	0-30	
1,1,2-Trichloroethane	136.4	137.3	101	128.2	94	70-130	60-140	7	0-30	
1,3,5-Trimethylbenzene	122.9	131.8	107	115.6	94	62-130	51-141	13	0-30	
1,1,2,2-Tetrachloroethane	171.6	176.6	103	156.4	91	63-130	52-141	12	0-30	
1,2,4-Trimethylbenzene	122.9	135.6	110	118.6	97	60-132	48-144	13	0-30	
1,2,4-Trichlorobenzene	185.5	231.8	125	206.2	111	31-151	11-171	12	0-30	
Vinyl Acetate	88.03	78.90	90	74.32	84	58-130	46-142	6	0-30	
Vinyl Chloride	63.91	62.29	97	60.29	94	70-134	59-145	3	0-30	

Total number of LCS compounds: 57

Total number of ME compounds: 0

Total number of ME compounds allowed: 3

LCS ME CL validation result: Pass

Return to Contents

RPD: Relative Percent Difference. CL: Control Limits



Calscience

## Quality Control - LCS/LCSD

Treadwell & Rollo - A Langan Company  
555 Montgomery St., Suite 1300  
San Francisco, CA 94111-2554

Date Received: 11/22/14  
Work Order: 14-11-1876  
Preparation: N/A  
Method: EPA TO-15

Project: 3093 Broadway / 731637001

Page 14 of 19

Quality Control Sample ID	Type	Matrix	Instrument	Date Prepared	Date Analyzed	LCS/LCSD Batch Number				
095-01-021-14582	LCS	Air	GC/MS YY	N/A	11/24/14 15:37	141124L01				
095-01-021-14582	LCSD	Air	GC/MS YY	N/A	11/24/14 16:27	141124L01				
Parameter	Spike Added	LCS Conc.	LCS %Rec.	LCSD Conc.	LCSD %Rec.	%Rec. CL	ME CL	RPD	RPD CL	Qualifiers
Acetone	59.39	59.41	100	56.86	96	67-133	56-144	4	0-30	
Benzene	79.87	84.56	106	85.55	107	70-130	60-140	1	0-30	
Benzyl Chloride	129.4	115.1	89	112.0	87	38-158	18-178	3	0-30	
Bromodichloromethane	167.5	159.8	95	159.1	95	70-130	60-140	0	0-30	
Bromoform	258.4	235.2	91	233.9	91	63-147	49-161	1	0-30	
Bromomethane	97.08	88.05	91	87.70	90	70-139	58-150	0	0-30	
2-Butanone	73.73	78.37	106	78.68	107	66-132	55-143	0	0-30	
Carbon Disulfide	77.85	80.35	103	86.88	112	68-146	55-159	8	0-30	
Carbon Tetrachloride	157.3	139.1	88	141.2	90	70-136	59-147	1	0-30	
Chlorobenzene	115.1	112.8	98	112.8	98	70-130	60-140	0	0-30	
Chloroethane	65.96	61.97	94	60.17	91	65-149	51-163	3	0-30	
Chloroform	122.1	116.2	95	117.4	96	70-130	60-140	1	0-30	
Chloromethane	51.63	50.23	97	53.42	103	69-141	57-153	6	0-30	
Dibromochloromethane	213.0	201.6	95	200.6	94	70-138	59-149	0	0-30	
Dichlorodifluoromethane	123.6	101.5	82	102.8	83	67-139	55-151	1	0-30	
Diisopropyl Ether (DIPE)	104.5	104.7	100	105.7	101	63-130	52-141	1	0-30	
1,1-Dichloroethane	101.2	100.6	99	101.3	100	70-130	60-140	1	0-30	
1,1-Dichloroethene	99.12	97.53	98	96.34	97	70-135	59-146	1	0-30	
1,2-Dibromoethane	192.1	184.9	96	184.5	96	70-133	60-144	0	0-30	
Dichlorotetrafluoroethane	174.8	132.3	76	132.5	76	51-135	37-149	0	0-30	
1,2-Dichlorobenzene	150.3	136.1	91	132.1	88	48-138	33-153	3	0-30	
1,2-Dichloroethane	101.2	97.21	96	90.68	90	70-132	60-142	7	0-30	
1,2-Dichloropropane	115.5	122.1	106	123.3	107	70-130	60-140	1	0-30	
1,3-Dichlorobenzene	150.3	138.0	92	135.4	90	56-134	43-147	2	0-30	
1,4-Dichlorobenzene	150.3	138.3	92	134.7	90	52-136	38-150	3	0-30	
c-1,3-Dichloropropene	113.5	111.9	99	112.7	99	70-130	60-140	1	0-30	
c-1,2-Dichloroethene	99.12	98.56	99	99.32	100	70-130	60-140	1	0-30	
t-1,2-Dichloroethene	99.12	91.38	92	91.95	93	70-130	60-140	1	0-30	
t-1,3-Dichloropropene	113.5	114.5	101	115.8	102	70-147	57-160	1	0-30	
Ethanol	188.4	161.4	86	155.4	82	37-139	20-156	4	0-30	
Ethyl-t-Butyl Ether (ETBE)	104.5	89.65	86	90.47	87	67-130	56-140	1	0-30	
Ethylbenzene	108.6	105.1	97	104.6	96	70-130	60-140	0	0-30	
4-Ethyltoluene	122.9	116.3	95	115.1	94	68-130	58-140	1	0-30	
Hexachloro-1,3-Butadiene	266.6	181.5	68	195.2	73	44-146	27-163	7	0-30	
2-Hexanone	102.4	112.1	109	111.5	109	70-136	59-147	1	0-30	
Methyl-t-Butyl Ether (MTBE)	90.13	80.13	89	80.47	89	68-130	58-140	0	0-30	

RPD: Relative Percent Difference. CL: Control Limits



Calscience

## Quality Control - LCS/LCSD

Treadwell & Rollo - A Langan Company  
555 Montgomery St., Suite 1300  
San Francisco, CA 94111-2554

Date Received: 11/22/14  
Work Order: 14-11-1876  
Preparation: N/A  
Method: EPA TO-15

Project: 3093 Broadway / 731637001

Page 15 of 19

Parameter	Spike Added	LCS Conc.	LCS %Rec.	LCSD Conc.	LCSD %Rec.	%Rec. CL	ME CL	RPD	RPD CL	Qualifiers
Methylene Chloride	86.84	86.13	99	86.11	99	69-130	59-140	0	0-30	
4-Methyl-2-Pentanone	102.4	108.1	106	109.5	107	70-130	60-140	1	0-30	
Naphthalene	131.1	97.51	74	106.0	81	24-144	4-164	8	0-30	
o-Xylene	108.6	104.3	96	103.9	96	69-130	59-140	0	0-30	
p/m-Xylene	217.1	208.9	96	208.1	96	70-132	60-142	0	0-30	
Styrene	106.5	100.7	95	100.4	94	65-131	54-142	0	0-30	
Tert-Amyl-Methyl Ether (TAME)	104.5	86.17	82	87.40	84	69-130	59-140	1	0-30	
Tert-Butyl Alcohol (TBA)	151.6	126.0	83	125.6	83	66-144	53-157	0	0-30	
Tetrachloroethene	169.6	160.5	95	160.2	94	70-130	60-140	0	0-30	
Toluene	94.21	98.12	104	97.84	104	70-130	60-140	0	0-30	
Trichloroethene	134.3	130.4	97	129.9	97	70-130	60-140	0	0-30	
Trichlorofluoromethane	140.5	115.0	82	111.0	79	63-141	50-154	4	0-30	
1,1,2-Trichloro-1,2,2-Trifluoroethane	191.6	166.6	87	192.7	101	70-136	59-147	15	0-30	
1,1,1-Trichloroethane	136.4	123.1	90	116.1	85	70-130	60-140	6	0-30	
1,1,2-Trichloroethane	136.4	132.4	97	134.4	99	70-130	60-140	2	0-30	
1,3,5-Trimethylbenzene	122.9	112.9	92	111.3	91	62-130	51-141	1	0-30	
1,1,2,2-Tetrachloroethane	171.6	166.3	97	164.8	96	63-130	52-141	1	0-30	
1,2,4-Trimethylbenzene	122.9	117.0	95	114.9	94	60-132	48-144	2	0-30	
1,2,4-Trichlorobenzene	185.5	129.4	70	140.6	76	31-151	11-171	8	0-30	
Vinyl Acetate	88.03	80.28	91	81.18	92	58-130	46-142	1	0-30	
Vinyl Chloride	63.91	64.82	101	66.31	104	70-134	59-145	2	0-30	

Total number of LCS compounds: 57

Total number of ME compounds: 0

Total number of ME compounds allowed: 3

LCS ME CL validation result: Pass

Return to Contents

RPD: Relative Percent Difference. CL: Control Limits



Calscience

## Quality Control - LCS/LCSD

Treadwell & Rollo - A Langan Company  
555 Montgomery St., Suite 1300  
San Francisco, CA 94111-2554

Date Received: 11/22/14  
Work Order: 14-11-1876  
Preparation: N/A  
Method: EPA TO-15 SIM

Project: 3093 Broadway / 731637001

Page 16 of 19

Quality Control Sample ID	Type	Matrix	Instrument	Date Prepared	Date Analyzed	LCS/LCSD Batch Number				
099-15-214-144	LCS	Air	GC/MS DD	N/A	11/24/14 15:28	141124L02				
099-15-214-144	LCSD	Air	GC/MS DD	N/A	11/24/14 16:17	141124L02				
Parameter	Spike Added	LCS Conc.	LCS %Rec.	LCSD Conc.	LCSD %Rec.	%Rec. CL	ME CL	RPD	RPD CL	Qualifiers
1,1,1-Trichloroethane	2.728	2.570	94	2.513	92	50-150	33-167	2	0-30	
1,1,2,2-Tetrachloroethane	3.433	3.286	96	3.233	94	50-150	33-167	2	0-30	
1,1,2-Trichloro-1,2,2-Trifluoroethane	3.832	3.587	94	3.614	94	50-150	33-167	1	0-30	
1,1,2-Trichloroethane	2.728	2.507	92	2.475	91	27-171	3-195	1	0-38	
1,1-Dichloroethane	2.024	1.794	89	1.807	89	50-150	33-167	1	0-30	
1,1-Dichloroethene	1.982	1.894	96	1.909	96	50-150	33-167	1	0-30	
1,1-Difluoroethane	1.351	1.243	92	1.256	93	50-150	33-167	1	0-30	
1,2,4-Trimethylbenzene	2.458	2.364	96	2.280	93	50-150	33-167	4	0-30	
1,2-Dichloroethane	2.024	1.865	92	1.857	92	28-166	5-189	0	0-40	
1,3,5-Trimethylbenzene	2.458	2.534	103	2.467	100	50-150	33-167	3	0-30	
4-Ethyltoluene	2.458	2.315	94	2.222	90	50-150	33-167	4	0-30	
Benzene	1.597	1.441	90	1.398	88	27-153	6-174	3	0-34	
Bromodichloromethane	3.350	3.296	98	3.173	95	50-150	33-167	4	0-30	
Carbon Tetrachloride	3.146	2.880	92	2.835	90	7-187	0-217	2	0-31	
Chlorobenzene	2.302	2.053	89	2.055	89	50-150	33-167	0	0-30	
Chloroethane	1.319	1.189	90	1.168	89	50-150	33-167	2	0-30	
Chloroform	2.441	2.254	92	2.233	91	50-150	33-167	1	0-30	
Dibromochloromethane	4.259	4.057	95	3.999	94	50-150	33-167	1	0-30	
Dichlorodifluoromethane	2.473	2.384	96	2.462	100	50-150	33-167	3	0-30	
Ethylbenzene	2.171	1.933	89	1.934	89	27-153	6-174	0	0-46	
Hexachloro-1,3-Butadiene	5.333	4.048	76	4.003	75	50-150	33-167	1	0-30	
Methyl-t-Butyl Ether (MTBE)	1.803	1.410	78	1.410	78	50-150	33-167	0	0-30	
Methylene Chloride	1.737	1.487	86	1.520	88	50-150	33-167	2	0-30	
Naphthalene	2.621	2.547	97	2.591	99	50-150	33-167	2	0-30	
Tetrachloroethene	3.391	2.876	85	2.871	85	34-154	14-174	0	0-33	
Trichloroethene	2.687	2.347	87	2.316	86	43-139	27-155	1	0-31	
Trichlorofluoromethane	2.809	2.707	96	2.738	97	50-150	33-167	1	0-30	
Vinyl Chloride	1.278	1.152	90	1.148	90	44-140	28-156	0	0-33	
c-1,2-Dichloroethene	1.982	1.707	86	1.679	85	35-165	13-187	2	0-35	
o-Xylene	2.171	2.151	99	2.127	98	22-160	0-183	1	0-48	
p/m-Xylene	4.342	4.345	100	4.248	98	21-165	0-189	2	0-51	
t-1,2-Dichloroethene	1.982	1.649	83	1.692	85	50-150	33-167	3	0-30	
1,2,3-Trichlorobenzene	3.711	2.848	77	2.900	78	50-150	33-167	2	0-30	
1,2,3-Trichloropropane	3.015	2.818	93	2.729	90	50-150	33-167	3	0-30	

RPD: Relative Percent Difference. CL: Control Limits



Calscience

## Quality Control - LCS/LCSD

---

Treadwell & Rollo - A Langan Company  
555 Montgomery St., Suite 1300  
San Francisco, CA 94111-2554

Date Received: 11/22/14  
Work Order: 14-11-1876  
Preparation: N/A  
Method: EPA TO-15 SIM

Project: 3093 Broadway / 731637001

Page 17 of 19

---

Total number of LCS compounds: 34  
Total number of ME compounds: 0  
Total number of ME compounds allowed: 2  
LCS ME CL validation result: Pass

  
Return to Contents

---

RPD: Relative Percent Difference. CL: Control Limits



Calscience

## Quality Control - LCS/LCSD

Treadwell & Rollo - A Langan Company  
 555 Montgomery St., Suite 1300  
 San Francisco, CA 94111-2554

Date Received: 11/22/14  
 Work Order: 14-11-1876  
 Preparation: N/A  
 Method: EPA TO-17 (M)

Project: 3093 Broadway / 731637001

Page 18 of 19

Quality Control Sample ID	Type	Matrix	Instrument	Date Prepared	Date Analyzed	LCS/LCSD Batch Number			
099-15-178-27	LCS	Air	GC/MS MMM	N/A	11/24/14 11:12	141124L02			
099-15-178-27	LCSD	Air	GC/MS MMM	N/A	11/24/14 12:24	141124L02			
Parameter	Spike Added	LCS Conc.	LCS %Rec.	LCSD Conc.	LCSD %Rec.	%Rec. CL	RPD	RPD CL	Qualifiers
Naphthalene	100.0	80.86	81	87.42	87	40-190	8	0-35	

Return to Contents

RPD: Relative Percent Difference. CL: Control Limits





Calscience

## Quality Control - LCS/LCSD

Treadwell & Rollo - A Langan Company  
 555 Montgomery St., Suite 1300  
 San Francisco, CA 94111-2554

Date Received: 11/22/14  
 Work Order: 14-11-1876  
 Preparation: N/A  
 Method: EPA TO-3M

Project: 3093 Broadway / 731637001

Page 19 of 19

Quality Control Sample ID	Type	Matrix	Instrument	Date Prepared	Date Analyzed	LCS/LCSD Batch Number			
099-12-476-399	LCS	Air	GC 61	N/A	11/24/14 11:51	141124L01			
099-12-476-399	LCSD	Air	GC 61	N/A	11/24/14 12:12	141124L01			
Parameter	Spike Added	LCS Conc.	LCS %Rec.	LCSD Conc.	LCSD %Rec.	%Rec. CL	RPD	RPD CL	Qualifiers
Methane	0.01020	0.009533	93	0.009048	89	80-120	5	0-20	

Return to Contents

RPD: Relative Percent Difference. CL: Control Limits

## Summa Canister Vacuum Summary

Work Order: 14-11-1876

Page 1 of 1

Sample Name	Vacuum Out	Vacuum In	Equipment	Description
AMBIENT-111714	-29.70 in Hg	-7.00 in Hg	SIM090	Summa Canister 6L
AMBIENT-111814	-29.70 in Hg	-6.00 in Hg	SIM078	Summa Canister 6L
SV-9-111714	-29.60 in Hg	-4.00 in Hg	LC157	Summa Canister 1L
SV-6-111814	-29.60 in Hg	-4.00 in Hg	SLC095	Summa Canister 1L
SV-8-111814	-29.60 in Hg	-4.00 in Hg	LC214	Summa Canister 1L
SV-1-111814	-29.60 in Hg	-5.00 in Hg	SLC042	Summa Canister 1L
SV-12-111814	-29.60 in Hg	-12.00 in Hg	LC351	Summa Canister 1L
SV-7-111814	-29.60 in Hg	-5.00 in Hg	LC611	Summa Canister 1L
SV-3-111814	-29.60 in Hg	-8.00 in Hg	LC641	Summa Canister 1L
SV-3-111814-DUP	-29.60 in Hg	-8.00 in Hg	LC836	Summa Canister 1L
SV-4-111814	-29.60 in Hg	-8.00 in Hg	LC383	Summa Canister 1L
SV-11-111914	-29.60 in Hg	-4.00 in Hg	LC174	Summa Canister 1L
SV-10-111914	-29.60 in Hg	-5.00 in Hg	LC592	Summa Canister 1L
SV-2-111914	-29.60 in Hg	-10.50 in Hg	LC698	Summa Canister 1L

## Glossary of Terms and Qualifiers

Work Order: 14-11-1876

Page 1 of 1

<u>Qualifiers</u>	<u>Definition</u>
*	See applicable analysis comment.
<	Less than the indicated value.
>	Greater than the indicated value.
1	Surrogate compound recovery was out of control due to a required sample dilution. Therefore, the sample data was reported without further clarification.
2	Surrogate compound recovery was out of control due to matrix interference. The associated method blank surrogate spike compound was in control and, therefore, the sample data was reported without further clarification.
3	Recovery of the Matrix Spike (MS) or Matrix Spike Duplicate (MSD) compound was out of control due to suspected matrix interference. The associated LCS recovery was in control.
4	The MS/MSD RPD was out of control due to suspected matrix interference.
5	The PDS/PDSO or PES/PESO associated with this batch of samples was out of control due to suspected matrix interference.
6	Surrogate recovery below the acceptance limit.
7	Surrogate recovery above the acceptance limit.
B	Analyte was present in the associated method blank.
BU	Sample analyzed after holding time expired.
BV	Sample received after holding time expired.
E	Concentration exceeds the calibration range.
ET	Sample was extracted past end of recommended max. holding time.
HD	The chromatographic pattern was inconsistent with the profile of the reference fuel standard.
HDH	The sample chromatographic pattern for TPH matches the chromatographic pattern of the specified standard but heavier hydrocarbons were also present (or detected).
HDL	The sample chromatographic pattern for TPH matches the chromatographic pattern of the specified standard but lighter hydrocarbons were also present (or detected).
J	Analyte was detected at a concentration below the reporting limit and above the laboratory method detection limit. Reported value is estimated.
JA	Analyte positively identified but quantitation is an estimate.
ME	LCS Recovery Percentage is within Marginal Exceedance (ME) Control Limit range (+/- 4 SD from the mean).
ND	Parameter not detected at the indicated reporting limit.
Q	Spike recovery and RPD control limits do not apply resulting from the parameter concentration in the sample exceeding the spike concentration by a factor of four or greater.
SG	The sample extract was subjected to Silica Gel treatment prior to analysis.
X	% Recovery and/or RPD out-of-range.
Z	Analyte presence was not confirmed by second column or GC/MS analysis.

Any parameter identified in 40CFR Part 136.3 Table II that is designated as "analyze immediately" with a holding time of  $\leq 15$  minutes (40CFR-136.3 Table II, footnote 4), is considered a "field" test and the reported results will be qualified as being received outside of the stated holding time unless received at the laboratory within 15 minutes of the collection time.

A calculated total result (Example: Total Pesticides) is the summation of each component concentration and/or, if "J" flags are reported, estimated concentration. Component concentrations showing not detected (ND) are summed into the calculated total result as zero concentrations.

WO NO. / LAB USE ONLY  
**14-11-1876**

DATE: 11-17-14  
PAGE: 1 OF 2

LABORATORY CLIENT: <b>LANGAN TREADWELL ROLLO</b>		CLIENT PROJECT NAME / NO.: <b>3093 BROADWAY</b>		P.O. NO.: <b>731637001</b>	
ADDRESS: <b>555 MONTGOMERY ST SUITE 1300</b>		PROJECT CONTACT: <b>C RAIN</b>		LAB CONTACT OR QUOTE NO.:	
CITY: <b>SAN FRANCISCO</b>	STATE: <b>CA</b>	ZIP: <b>94111</b>	PROJECT ADDRESS: <b>3093 BROADWAY</b>		SAMPLER(S): (PRINT) <b>C RAIN</b>
TEL: <b>415 955 5247</b>	E-MAIL: <b>crain@langan.com</b>		CITY: <b>OAKLAND</b>		STATE: <b>CA</b>
TURNAROUND TIME (Rush surcharges may apply to any TAT not "STANDARD"): <input type="checkbox"/> SAME DAY <input type="checkbox"/> 24 HR <input type="checkbox"/> 48 HR <input type="checkbox"/> 72 HR <input type="checkbox"/> 5 DAYS <input checked="" type="checkbox"/> STANDARD		CITY: <b>OAKLAND</b>		STATE: <b>CA</b>	
EDD: <input type="checkbox"/> COELT EDF <input type="checkbox"/> OTHER		UNITS:		<b>REQUESTED ANALYSES</b>	

SPECIAL INSTRUCTIONS:  
 AMBIENT - 111714 used SIM CAN# 759  
 AMBIENT - 111814 used SIM CAN # 078  
 SV-9-111714 used LC-157  
 SV-6-111814 used LC-095  
 SV-8-111814 used LC-214  
 SV-12-111814 used LC 351  
 SV-1-111814 used SLC-042  
 SV-7-111814 used LC 611  
 SV-3-111814 used LC 641  
 SV-3-111814 Dup used LC 836  
 Note: Samples may arrive in separate shipments  
 \*VOCs = VOCs incl naphthalene and fuel oxygenates

VOCs TOIS  
 METHANE  
 HELIUM, OXYGEN, CO2  
 NAPHTHALENE by TO-17

LAB USE ONLY	SAMPLE ID	FIELD ID / POINT OF COLLECTION	MATRIX				SAMPLING EQUIPMENT			START SAMPLING INFORMATION			STOP SAMPLING INFORMATION			VOCs TOIS	METHANE	HELIUM, OXYGEN, CO2	NAPHTHALENE by TO-17
			Indoor (I)	Soil Vap. (SV)	Ambient (A)	Media ID	Canister Size 6L or 1L	Flow Controller ID	Date	Time (24 hr clock)	Canister Pressure (in Hg)	Date	Time (24 hr clock)	Canister Pressure (in Hg)					
1	AMBIENT-111714		A	AIR	6L	FC103	11/17/14	0837	-32	11/17/14	1800	-7" Hg	X	X					
2	AMBIENT-111814		A	AIR	6L	FC159	11/18/14	0700	-30	11/18/14	1643	-6" Hg	X	X					
3	SV-9-111714		SV	SV	1L	SGM182	11/17/14	1534	-30	11/17/14	1540	-5"	X	X	X				
4	SV-6-111814		SV	SV	1L	SGM231	11/18/14	0801	-30	11/18/14	0806	-5"	X	X	X				
5	SV-8-111814		SV	SV	1L	SGM128	11/18/14	0851	-35	11/18/14	0856	-5"	X		X				
6	SV-1-111814		SV	SV	1L	SGM147	11/18/14	0955	-33	11/18/14	1000	-5"	X	X	X				
7	SV-12-111814		SV	SV	1L	SGM176	11/18/14	14:54	-30	11/18/14	1515	-11"	X	X	X				
8	SV-7-111814		SV	SV	1L	SGM203	11/18/14	15:36	-30	11/18/14	15:41	-5"	X		X				
9	SV-3-111814		SV	SV	1L	SGM193	11/18/14	13:25	-31	11/18/14	1420	-9"	X	X	X				
10	SV-3-111814-DUP		SV	SV	1L	SGM138	11/18/14	13:25	-31	11/18/14	1420	-9"	X	X	X				

Relinquished by: (Signature) <b>C Rain</b>	Received by: (Signature/Affiliation) <b>11/20/14 @ 16:00</b>	Date:	Time:
Relinquished by: (Signature)	Received by: (Signature/Affiliation) <b>[Signature]</b>	Date: <b>11/22/14</b>	Time: <b>0920</b>
Relinquished by: (Signature)	Received by: (Signature/Affiliation)	Date:	Time:

WO NO. / LAB USE ONLY  
**14-11-1876**

DATE: 11-17-14  
 PAGE: 2 OF 2

LABORATORY CLIENT: <b>LANGAN TREADWELL POLLO</b>		CLIENT PROJECT NAME / NO.: <b>3093 BROADWAY</b>		P.O. NO.: <b>731637001</b>
ADDRESS: <b>555 MONTGOMERY ST</b>		PROJECT CONTACT: <b>C RAIN</b>		LAB CONTACT OR QUOTE NO.:
CITY: <b>SAN FRAN CISCO</b>	STATE: <b>CA</b>	ZIP: <b>94111</b>	PROJECT ADDRESS: <b>3093 B BROADWAY</b>	
TEL: <b>415 955 547</b>	E-MAIL: <b>crain@layan.com</b>		SAMPLER(S): (PRINT) <b>C RAIN</b>	
TURNAROUND TIME (Rush surcharges may apply to any TAT not "STANDARD"): <input type="checkbox"/> SAME DAY <input type="checkbox"/> 24 HR <input type="checkbox"/> 48 HR <input type="checkbox"/> 72 HR <input type="checkbox"/> 5 DAYS <input type="checkbox"/> STANDARD				
EDD: <input type="checkbox"/> COELT EDF <input type="checkbox"/> OTHER		UNITS:		<b>REQUESTED ANALYSES</b>
CITY: <b>OAKLAND</b>		STATE: <b>CA</b>		

SPECIAL INSTRUCTIONS:

SV-9-111914 SORBANT TUBE G0141769 SV-2-111914 USED LCG98  
 SV-4-111814 USED LC383  
 SV-11-111914 USED LC174  
 SV-10-111914 USED LC592

★ AMBIENT-111714 AND  
 AMBIENT-111814 SIM LEVEL

Note: Samples may arrive in separate shipments

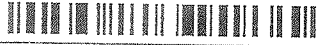
VOCs TOIS.  
 METHANE  
 Helium, OXYGEN, CO2  
 NAPHTHALENE, JP4

LAB USE ONLY	SAMPLE ID	FIELD ID / POINT OF COLLECTION	MATRIX				SAMPLING EQUIPMENT			START SAMPLING INFORMATION			STOP SAMPLING INFORMATION			VOCs TOIS.	METHANE	Helium, OXYGEN, CO2	NAPHTHALENE, JP4
			Indoor (I)	Soil Vap. (SV)	Ambient (A)	Media ID	Canister Size 6L or 1L	Flow Controller ID	Date	Time (24 hr clock)	Canister Pressure (in Hg)	Date	Time (24 hr clock)	Canister Pressure (in Hg)					
11	SV-9-111914		SV	AIR	NA	NA	11/19/14	1820	NA	11/19/14	1820	NA							
12	SV-4-111814		SV	SV	1L	SGM185	11/18/14	1630	-30	11/18/14	1657	-8" Hg	X	X	X				
13	SV-11-111914		SV	SV	1L	SGM019	11/19/14	1455	-30	11/19/14	1500	-5" Hg	X	X	X				
14	SV-10-111914		SV	SV	1L	SGM179	11/19/14	1654	-30	11/19/14	1657	-5" Hg	X	X	X				
15	SV-2-111914		SV	SV	1L	SGM245	11/19/14	1751	-32	11/19/14	1756	-5" Hg	X	X	X				

Relinquished by: (Signature) <b>C RAIN</b>	Date: <b>11/20/14 @ 16:00</b>	Received by: (Signature/Affiliation)	Date:	Time:
Relinquished by: (Signature)		Received by: (Signature/Affiliation) <b>[Signature]</b>	Date: <b>11/23/14</b>	Time: <b>0920</b>
Relinquished by: (Signature)		Received by: (Signature/Affiliation)	Date:	Time:



Tracking #: 526206761




PDS

ORC

A

GARDEN GROVE

D92845A



31096450

*cooler*

Print Date : 11/21/14 09:34 AM

Package 1 of 3

Tracking #: 526206762



Page 85 of 87

PDS

ORC

A

GARDEN GROVE

1876

D92845A

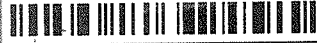


31096451

Print Date : 11/21/14 09:34 AM

Package 2 of 3

Tracking #: 526206763




PDS

ORC

A

GARDEN GROVE

D92845A



31096452

Print Date : 11/21/14 09:34 AM

Package 3 of 3

Calscience

WORK ORDER #: **14-11-1876**

**SAMPLE RECEIPT FORM**

Cooler 0 of 0

CLIENT: LANGAN

DATE: 11/22/14

**TEMPERATURE:** Thermometer ID: SC2 (Criteria: 0.0°C – 6.0°C, not frozen except sediment/tissue)

Temperature \_\_\_\_\_ °C - **0.2°C** (CF) = \_\_\_\_\_ °C     Blank     Sample

Sample(s) outside temperature criteria (PM/APM contacted by: \_\_\_\_\_)

Sample(s) outside temperature criteria but received on ice/chilled on same day of sampling.

**Received at ambient temperature, placed on ice for transport by Courier.**

Ambient Temperature:  Air     Filter

Checked by: SR

**CUSTODY SEALS INTACT:**

Cooler     \_\_\_\_\_     No (Not Intact)     Not Present     N/A    Checked by: SR

Sample     \_\_\_\_\_     No (Not Intact)     Not Present    Checked by: SR

**SAMPLE CONDITION:**

	Yes	No	N/A
Chain-Of-Custody (COC) document(s) received with samples.....	<input checked="" type="checkbox"/>	<input type="checkbox"/>	<input type="checkbox"/>
COC document(s) received complete.....	<input checked="" type="checkbox"/>	<input type="checkbox"/>	<input type="checkbox"/>
<input type="checkbox"/> Collection date/time, matrix, and/or # of containers logged in based on sample labels.			
<input type="checkbox"/> No analysis requested. <input type="checkbox"/> Not relinquished. <input type="checkbox"/> No date/time relinquished.			
Sampler's name indicated on COC.....	<input checked="" type="checkbox"/>	<input type="checkbox"/>	<input type="checkbox"/>
Sample container label(s) consistent with COC.....	<input checked="" type="checkbox"/>	<input type="checkbox"/>	<input type="checkbox"/>
Sample container(s) intact and good condition.....	<input checked="" type="checkbox"/>	<input type="checkbox"/>	<input type="checkbox"/>
Proper containers and sufficient volume for analyses requested.....	<input checked="" type="checkbox"/>	<input type="checkbox"/>	<input type="checkbox"/>
Analyses received within holding time.....	<input checked="" type="checkbox"/>	<input type="checkbox"/>	<input type="checkbox"/>
Aqueous samples received within 15-minute holding time			
<input type="checkbox"/> pH <input type="checkbox"/> Residual Chlorine <input type="checkbox"/> Dissolved Sulfides <input type="checkbox"/> Dissolved Oxygen..... <input type="checkbox"/>			
Proper preservation noted on COC or sample container.....	<input type="checkbox"/>	<input type="checkbox"/>	<input checked="" type="checkbox"/>
<input type="checkbox"/> Unpreserved vials received for Volatiles analysis			
Volatile analysis container(s) free of headspace.....	<input type="checkbox"/>	<input type="checkbox"/>	<input checked="" type="checkbox"/>
Tedlar bag(s) free of condensation.....	<input type="checkbox"/>	<input type="checkbox"/>	<input checked="" type="checkbox"/>

**CONTAINER TYPE:**

**Solid:**  4ozCGJ     8ozCGJ     16ozCGJ     Sleeve (\_\_\_\_)     EnCores®     TerraCores®     \_\_\_\_\_

**Aqueous:**  VOA     VOA<sub>h</sub>     VOAn<sub>2</sub>     125AGB     125AGB<sub>h</sub>     125AGB<sub>p</sub>     1AGB     1AGBna<sub>2</sub>     1AGBs

500AGB     500AGJ     500AGJs     250AGB     250CGB     250CGBs     1PB     1PBna     500PB

250PB     250PBn     125PB     125PBz<sub>na</sub>     100PJ     100PJna<sub>2</sub>     \_\_\_\_\_     \_\_\_\_\_     \_\_\_\_\_

**Air:**  Tedlar®     Canister    **Other:**  \_\_\_\_\_    **Trip Blank Lot#:** \_\_\_\_\_    **Labeled/Checked by:** SR

**Container:** C: Clear A: Amber P: Plastic G: Glass J: Jar B: Bottle Z: Ziploc/Resealable Bag E: Envelope    **Reviewed by:** SR

**Preservative:** h: HCL n: HNO<sub>3</sub> na<sub>2</sub>:Na<sub>2</sub>S<sub>2</sub>O<sub>3</sub> na: NaOH p: H<sub>3</sub>PO<sub>4</sub> s: H<sub>2</sub>SO<sub>4</sub> u: Ultra-pure z<sub>na</sub>: ZnAc<sub>2</sub>+NaOH f: Filtered    **Scanned by:** SR

Return to Contents

Calscience

WORK ORDER #: 14-11-7876

**SAMPLE RECEIPT FORM**

Cooler 1 of 1

CLIENT: LANGAN

DATE: 11/22/14

**TEMPERATURE:** Thermometer ID: SC2 (Criteria: 0.0°C – 6.0°C, not frozen except sediment/tissue)

Temperature 3.8 °C - 0.2°C (CF) = 3.6 °C  Blank  Sample

Sample(s) outside temperature criteria (PM/APM contacted by: \_\_\_\_\_)

Sample(s) outside temperature criteria but received on ice/chilled on same day of sampling.

Received at ambient temperature, placed on ice for transport by Courier.

Ambient Temperature:  Air  Filter

Checked by: 802

**CUSTODY SEALS INTACT:**

Cooler  \_\_\_\_\_  No (Not Intact)  Not Present  N/A

Checked by: 802

Sample  \_\_\_\_\_  No (Not Intact)  Not Present

Checked by: 862

**SAMPLE CONDITION:**

	Yes	No	N/A
Chain-Of-Custody (COC) document(s) received with samples.....	<input checked="" type="checkbox"/>	<input type="checkbox"/>	<input type="checkbox"/>
COC document(s) received complete.....	<input checked="" type="checkbox"/>	<input type="checkbox"/>	<input type="checkbox"/>
<input type="checkbox"/> Collection date/time, matrix, and/or # of containers logged in based on sample labels.			
<input type="checkbox"/> No analysis requested. <input type="checkbox"/> Not relinquished. <input type="checkbox"/> No date/time relinquished.			
Sampler's name indicated on COC.....	<input checked="" type="checkbox"/>	<input type="checkbox"/>	<input type="checkbox"/>
Sample container label(s) consistent with COC.....	<input checked="" type="checkbox"/>	<input type="checkbox"/>	<input type="checkbox"/>
Sample container(s) intact and good condition.....	<input checked="" type="checkbox"/>	<input type="checkbox"/>	<input type="checkbox"/>
Proper containers and sufficient volume for analyses requested.....	<input checked="" type="checkbox"/>	<input type="checkbox"/>	<input type="checkbox"/>
Analyses received within holding time.....	<input checked="" type="checkbox"/>	<input type="checkbox"/>	<input type="checkbox"/>
Aqueous samples received within 15-minute holding time			
<input type="checkbox"/> pH <input type="checkbox"/> Residual Chlorine <input type="checkbox"/> Dissolved Sulfides <input type="checkbox"/> Dissolved Oxygen.....			
Proper preservation noted on COC or sample container.....	<input type="checkbox"/>	<input type="checkbox"/>	<input checked="" type="checkbox"/>
<input type="checkbox"/> Unpreserved vials received for Volatiles analysis			
Volatile analysis container(s) free of headspace.....	<input type="checkbox"/>	<input type="checkbox"/>	<input checked="" type="checkbox"/>
Tedlar bag(s) free of condensation.....	<input type="checkbox"/>	<input type="checkbox"/>	<input checked="" type="checkbox"/>

**CONTAINER TYPE:**

Solid:  4ozCGJ  8ozCGJ  16ozCGJ  Sleeve (\_\_\_\_)  EnCores®  TerraCores®  \_\_\_\_\_

Aqueous:  VOA  VOA<sub>h</sub>  VOA<sub>na2</sub>  125AGB  125AGB<sub>h</sub>  125AGB<sub>p</sub>  1AGB  1AGB<sub>na2</sub>  1AGB<sub>s</sub>

500AGB  500AGJ  500AGJ<sub>s</sub>  250AGB  250CGB  250CGB<sub>s</sub>  1PB  1PB<sub>na</sub>  500PB

250PB  250PB<sub>n</sub>  125PB  125PB<sub>z</sub>  100PJ  100PJ<sub>na2</sub>  \_\_\_\_\_  \_\_\_\_\_  \_\_\_\_\_

Air:  Tedlar®  Canister  Other: Silent Tube Trip Blank Lot#: \_\_\_\_\_ Labeled/Checked by: 862

Container: C: Clear A: Amber P: Plastic G: Glass J: Jar B: Bottle Z: Ziploc/Resealable Bag E: Envelope Reviewed by: 802

Preservative: h: HCL n: HNO<sub>3</sub> na<sub>2</sub>: Na<sub>2</sub>S<sub>2</sub>O<sub>3</sub> na: NaOH p: H<sub>3</sub>PO<sub>4</sub> s: H<sub>2</sub>SO<sub>4</sub> u: Ultra-pure z<sub>na</sub>: ZnAc<sub>2</sub>+NaOH f: Filtered Scanned by: 802

Return to Contents