



**CONESTOGA-ROVERS
& ASSOCIATES**

5900 Hollis Street, Suite A
Emeryville, California 94608
Telephone: (510) 420-0700 Fax: (510) 420-9170
www.CRAworld.com

TRANSMITTAL

DATE: April 22, 2010 REFERENCE NO.: 581000
PROJECT NAME: 800 Franklin Street, Oakland

TO: Mr. Jerry Wickham
Alameda County Department of Environmental Health
1131 Harbor Bay Parkway, Suite 250
Alameda, California 94502-6577

RECEIVED

8:55 am, Apr 30, 2010

Alameda County
Environmental Health

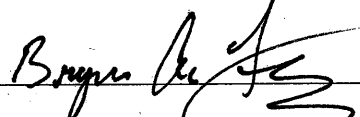
Please find enclosed: Draft Final
 Originals Other
 Prints

Sent via: Mail Same Day Courier
 Overnight Courier Other Geotracker and ACEH ftp uploads

QUANTITY	DESCRIPTION
1	Groundwater Monitoring Report - First Half 2010

As Requested For Review and Comment
 For Your Use

COMMENTS:
Should you have any questions regarding the contents of the document, please contact Bryan Fong at (510) 420-3369.

Copy to: Ms. Anny Chiu
Completed by: Bryan Fong [Please Print] Signed: 

Filing: **Correspondence File**



GROUNDWATER MONITORING REPORT - FIRST HALF 2010

CHIU PROPERTY
800 FRANKLIN STREET
OAKLAND, CALIFORNIA

AGENCY CASE NO. RO0000196

APRIL 22, 2010
REF. NO. 581000 (4)

This report is printed on recycled paper.

**Prepared by:
Conestoga-Rovers
& Associates**

5900 Hollis Street, Suite A
Emeryville, California
U.S.A. 94608

Office: 510-420-0700
Fax: 510-420-9170

web: <http://www.CRAworld.com>

TABLE OF CONTENTS

	<u>Page</u>
1.0 INTRODUCTION	1
1.1 SITE INFORMATION.....	1
2.0 SITE ACTIVITIES AND RESULTS	1
2.1 CURRENT SAMPLING EVENT ACTIVITIES	1
2.1.1 WATER LEVEL MEASUREMENTS	1
2.1.2 GROUNDWATER SAMPLING	2
2.1.3 EQUIPMENT DECONTAMINATION	2
2.1.4 SAMPLE ANALYSIS	3
2.2 CURRENT SAMPLING EVENT RESULTS	3
2.2.1 GROUNDWATER FLOW DIRECTION AND GRADIENT.....	3
2.2.2 GROUNDWATER ANALYTICAL RESULTS.....	4
2.2.3 WASTE DISPOSAL	4
2.2.4 GEOTRACKER SUBMITTAL.....	4
2.3 PROPOSED ACTIVITIES FOR THE SECOND 2010 SEMI-ANNUAL EVENT	5

LIST OF FIGURES
(Following Text)

FIGURE 1	VICINITY MAP
FIGURE 2	GROUNDWATER ELEVATION CONTOUR AND HYDROCARBON CONCENTRATION MAP

LIST OF TABLES

TABLE 1	WELL CONSTRUCTION DETAILS
TABLE 2	GROUNDWATER ANALYTICAL AND ELEVATION DATA

LIST OF APPENDICES

APPENDIX A	STANDARD FIELD PROCEDURES FOR GROUNDWATER MONITORING AND SAMPLING
APPENDIX B	CERTIFIED ANALYTICAL REPORTS AND CHAIN-OF-CUSTODY DOCUMENTATION
APPENDIX C	FIELD DATA SHEETS
APPENDIX D	WASTE MANIFESTS

1.0 INTRODUCTION

On behalf of Mr. Tommy Chiu, Conestoga-Rovers & Associates (CRA) is submitting this *Groundwater Monitoring Report – First Half 2010*. This report presents a summary of First Half 2010 groundwater monitoring and sampling event activities, analytical results, and activities anticipated during the Second Half 2010 event for the site located at 800 Franklin Street, Oakland, California (Figure 1). This groundwater monitoring event was conducted as required by Alameda County Department of Environmental Health (ACEH).

1.1 SITE INFORMATION

Site Address	800 Franklin Street, Oakland
Site Use	Commercial Building
Client and Contact	Tommy Chiu
Consultant and Contact Person	CRA, Bryan A. Fong
Lead Agency and Contact	Alameda County Environmental Health, Jerry Wickham, P.G.
Agency Case No.	RO0000196

2.0 SITE ACTIVITIES AND RESULTS

2.1 CURRENT SAMPLING EVENT ACTIVITIES

On March 19, 2010, Muskan Environmental Sampling (MES) conducted semi-annual groundwater monitoring and sampling activities at the subject site. MES measured groundwater levels and collected groundwater samples from monitoring wells MW-1, MW-2, MW-3A, MW-4, MW-5 and MW-6 (Figure 2). Well construction details are provided in Table 1. CRA's standard field procedures are presented as Appendix A. The laboratory analytical report and sample chain-of-custody (COC) documents are presented as Appendix B. Copies of the field data sheets are included as Appendix C.

2.1.1 WATER LEVEL MEASUREMENTS

Depth to groundwater measurements were recorded to the nearest 0.01-foot from the previously established reference elevation on the top of the well casing (TOC).

Measurements were collected using a conductance-actuated well sounder. The groundwater elevation and depth data are presented in Table 2.

2.1.2 GROUNDWATER SAMPLING

MES collected groundwater samples from wells MW-1, MW-2, MW-3A, MW-4, MW-5 and MW-6. Field activities associated with groundwater sampling included well purging, measuring groundwater parameters, sample collection, and equipment decontamination.

Prior to sampling, each monitoring well was purged of approximately three well-casing volumes of groundwater. Field measurements of pH, specific conductance and temperature of purged groundwater were measured after the extraction of each successive casing volume. Well purging continued until consecutive pH, specific conductance and temperature measurements appeared to stabilize. Field measurements, purge volumes and sample collection data were recorded on field sampling data sheets, presented in Appendix C.

Groundwater samples were collected from each well using a new disposable bailer. The samples were decanted from the bailer into 1-liter (L) amber glass containers and 40-milliliter (mL) glass volatile organic analysis (VOA) vials supplied by McCampbell Analytical, Inc. (McCampbell) of Pittsburg, California. Samples were labeled, placed in protective foam sleeves, stored on crushed ice at or below 4 degrees Celsius (°C) and transported under a COC to the laboratory. The COC used for this monitoring event is provided in Appendix B.

2.1.3 EQUIPMENT DECONTAMINATION

To minimize the potential for cross-contamination, the groundwater monitoring equipment was decontaminated prior to being deployed in the first monitoring well and between successive wells. The probe of the well sounder used for water level measurements was rinsed thoroughly with distilled water prior to first use and between subsequent water level measurements. The disposable bailers were discarded after use at each well.

2.1.4 SAMPLE ANALYSIS

Groundwater samples were analyzed for total petroleum hydrocarbons as gasoline (TPHg) by modified EPA Method SW8015Bm. Samples were also analyzed for benzene, toluene, ethylbenzene and total xylenes (BTEX) and methyl tertiary-butyl ether (MTBE) by EPA Method SW8260B. In addition, groundwater samples were analyzed for TPH as diesel (TPHd) by EPA Method SW8015B with silica gel cleanup, and chloroform and 1,2-dichloroethane (1,2-DCA) by EPA Method SW8260B. The results for all compounds in the Basic Target List by EPA Method SW8260B are included in the laboratory analytical report. The analyses were performed by McCampbell and the laboratory analytical report is included in Appendix B. Groundwater analytical results are summarized on Figure 2 and presented in Table 2.

2.2 CURRENT SAMPLING EVENT RESULTS

Groundwater Flow Direction	Northwest
Hydraulic Gradient	0.006
Range of Measured Water Depth from Top of Casing in Monitoring Wells	21.88 to 22.93 feet
Were Measureable Separate Phase Hydrocarbons Observed	No

2.2.1 GROUNDWATER FLOW DIRECTION AND GRADIENT

Depth-to-water measurements collected on March 19, 2010 ranged from 21.88 to 22.93 feet below TOC. Groundwater elevations were calculated by subtracting the depth-to-water measurements from the surveyed TOC elevations. The groundwater elevations were plotted on a site plan and contoured. Based on depth-to-water data collected during the site visit, groundwater appears to flow towards the northwest at a gradient of 0.006. Depth-to-water and groundwater elevation data for the site are summarized in Table 2 and presented on Figure 2.

2.2.2 **GROUNDWATER ANALYTICAL RESULTS**

Concentrations of analytes were detected in all of the six wells sampled during the First Half 2010, as follows:

- TPHg was detected in the samples collected from wells MW-2, MW-3A and MW-6 at concentrations ranging from 8,900 (MW-6) to 30,000 micrograms per liter ($\mu\text{g/L}$) (MW-2). Benzene concentrations were also detected in wells MW-2, MW-3A and MW-6 at concentrations ranging from 1,000 (MW-2) to 2,900 $\mu\text{g/L}$ (MW-6). Toluene, ethylbenzene and xylenes were detected in wells MW-2 and MW-3A. Toluene was detected in MW-2 and MW-3A at 3,500 and 3,200 $\mu\text{g/L}$, respectively; ethylbenzene at 980 and 620 $\mu\text{g/L}$, respectively; and total xylenes at 4,500 and 2,800 $\mu\text{g/L}$, respectively. Laboratory analysis noted that unmodified or weakly modified gasoline is significant in samples collected from wells MW-2, MW-3A, and MW-6.
- MTBE was not detected above laboratory reporting limits in any of the wells.
- TPHd range hydrocarbons were detected in samples from wells MW-2, MW-3A and MW-6 at concentrations of 12,000, 1,700 and 1,200 $\mu\text{g/L}$, respectively. Laboratory analysis noted that the TPH chromatogram suggested gasoline range compounds were significant in these samples
- Chloroform was detected in wells MW-4 and MW-5 at concentrations of 10 and 14 $\mu\text{g/L}$, respectively.
- 1,2-DCA was detected in wells MW-1, MW-3A and MW-6 at concentrations of 0.58, 10 and 15 $\mu\text{g/L}$, respectively.

2.2.3 **WASTE DISPOSAL**

On March 19, 2010 approximately 55 gallons of drummed purged groundwater from the First Half 2010 monitoring event was transported for disposal by Environmental Logistics to Filter Recycling Services, Inc in Rialto, CA.


2.2.4 **GEOTRACKER SUBMITTAL**

CRA uploaded relevant data to the GeoTracker database on behalf of Mr. Tommy Chiu. CRA has uploaded First Half 2010 groundwater depth data, analytical results, and this report to the State's GeoTracker database.


**2.3 PROPOSED ACTIVITIES FOR
THE SECOND 2010 SEMI-ANNUAL EVENT**

As approved by ACEH, the subject site will be monitored semi-annually during first and third quarters. CRA will measure water levels and collect groundwater samples from wells MW-1 through MW-6. Groundwater samples will be analyzed for TPHd with silica gel cleanup and TPHg by modified EPA Method SW8015Bm; and for BTEX, MTBE, chloroform and 1,2-DCA by EPA Method SW8260B (Basic Target List). CRA will prepare a groundwater monitoring report summarizing the monitoring activities and results.

All of Which is Respectfully Submitted,
CONESTOGA-ROVERS & ASSOCIATES



Bryan A. Fong



Robert Foss, P.G.

Conestoga-Rovers & Associates, Inc. (CRA) prepared this document for use by our client and appropriate regulatory agencies. It is based partially on information available to CRA from outside sources and/or in the public domain, and partially on information supplied by CRA and its subcontractors. CRA makes no warranty or guarantee, expressed or implied, included or intended in this document, with respect to the accuracy of information obtained from these outside sources or the public domain, or any conclusions or recommendations based on information that was not independently verified by CRA. This document represents the best professional judgment of CRA. None of the work performed hereunder constitutes or shall be represented as a legal opinion of any kind or nature.

FIGURES

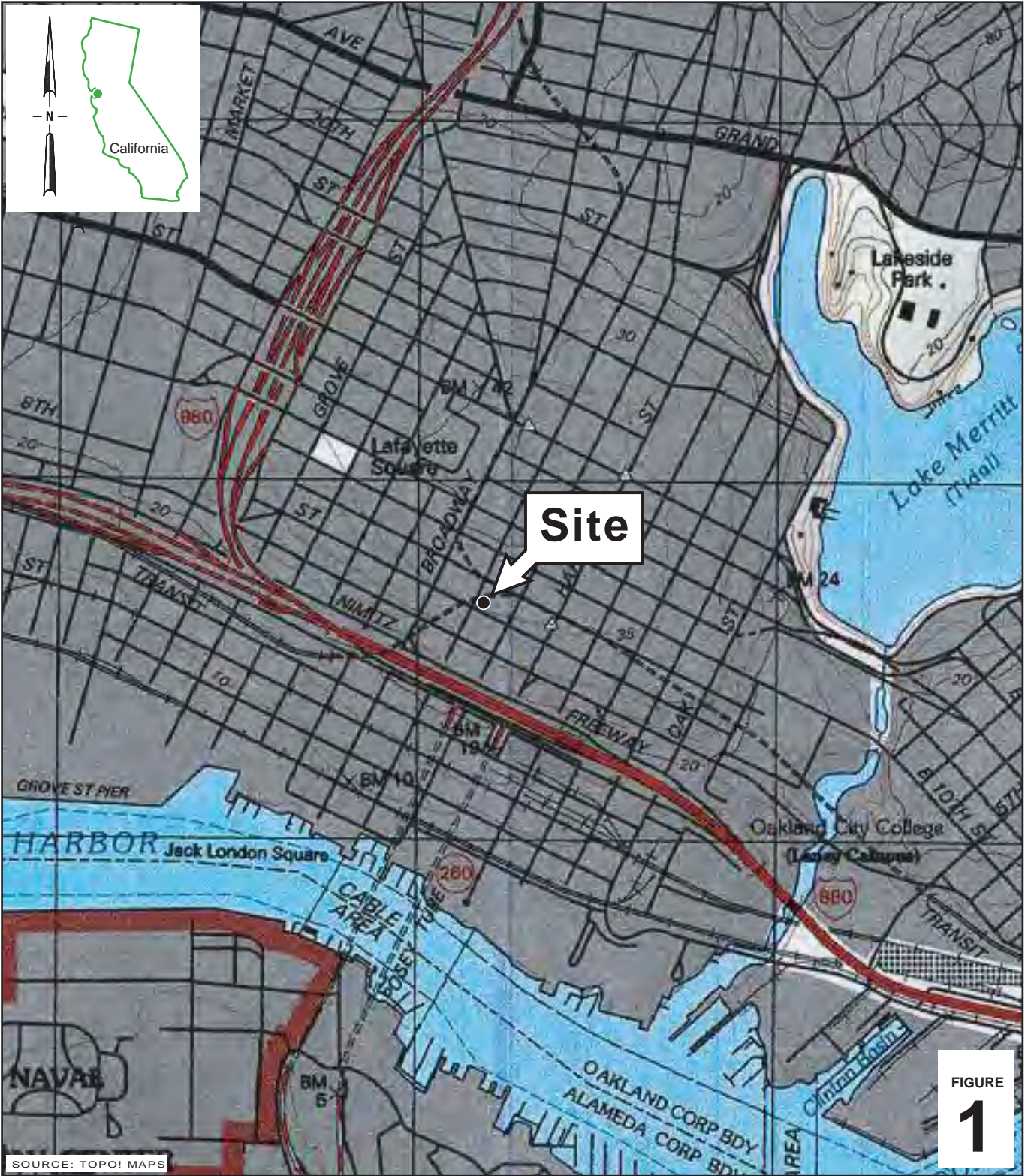


FIGURE 1

I:\SFO-S1\SHARED\IR\CHIU PROPERTY\FIGURES\VICINITY-MAP.A1

SOURCE: TOPOI MAPS

0 1/8 1/4 1/2 1
SCALE : 1" = 1/4 MILE

Chiu Property
800 Franklin Street
Oakland, California



Vicinity Map

TABLES

**WELL CONSTRUCTION DETAILS
CHIU PROPERTY
800 FRANKLIN STREET
OAKLAND, CALIFORNIA**

<i>Well ID</i>	<i>Date Installed</i>	<i>Borehole Depth (ft)</i>	<i>Borehole Diameter (in)</i>	<i>Casing Diameter (in)</i>	<i>Screen Interval (ft bgs)</i>	<i>Screen Size (in)</i>	<i>Filter Pack (ft bgs)</i>	<i>Bentonite Seal (ft bgs)</i>	<i>Cement Seal (ft bgs)</i>	<i>TOC Elevation (ft msl)</i>
MW-1	1989	35.0	8.0	2	20.0 - 35.0	0.010	18.0 - 35.0	16.0 - 18.0	0 - 16.0	33.42
MW-2	1989	35.0	8.0	2	20.0 - 35.0	0.010	18.0 - 35.0	16.0 - 18.0	0 - 16.0	33.66
MW-3*	Installed: 1989 Destroyed: 1/29/07	35.0	8.0	2	20.0 - 35.0	0.010	18.0 - 35.0	16.0 - 18.0	0 - 16.0	34.23
MW-3A	2/8/2007	35.0	10.0	4	20.0 - 35.0	0.010	19.0 - 35.0	17.0 - 19.0	0 - 17.0	34.16
MW-4	10/2/1991	35.0	8.0	2	20.0 - 35.0	0.010	18.0 - 35.0	-	0 - 18.0	33.64
MW-5	10/3/1991	35.0	8.0	2	20.0 - 35.0	0.010	18.0 - 35.0	-	0 - 18.0	33.56
MW-6	5/15/1997	35.0	8.0	2	14.5 - 36.25	0.010	14.5 - 36.25	12.5 - 14.5 (?)	0 - 12.5	33.98

Abbreviations/Notes

ft = feet

in = inches

ft bgs = feet below grade surface

ft msl = feet above mean sea level

TOC = top of casing

* = Monitoring well MW-3 properly destroyed on January 29, 2007 by Cambria.

TABLE 2

GROUNDWATER ANALYTICAL AND ELEVATION DATA: PETROLEUM HYDROCARBONS
 CHIU PROPERTY
 800 FRANKLIN STREET
 OAKLAND, CALIFORNIA

Well ID	TOC Elevation (ft msl)	Date Sampled	Depth to Water (ft below TOC)	Groundwater Elevation (feet msl)	TPHg	TPHd	TPHmo	Benzene	Toluene	Ethylbenzene µg/L	Xylenes	MTBE	Chloroform	1,2-DCA
MW-1		10/12/1989†	22.87	10.55	ND	--	--	ND	ND	ND	ND	--	0.8	8.6
33.42		10/31/1991	--	--	630	960	1,700	3.2	ND<0.5	ND<0.5	130	--	--	0.0098
34.89		10/21/1992	23.48	11.41	520	--	--	78	38	ND<0.5	120	--	--	ND
		2/25/1993	22.51	12.38	1,600	--	--	160	190	34	350	--	--	--
		4/27/1993	22.36	12.53	380	--	--	5.2	ND<0.5	ND<0.5	74	--	--	--
		10/7/1993	--	12.10	1,000	--	--	81	150	47	230	--	--	--
33.98		3/28/1994	--	11.91	460	--	--	14	25	14	39	--	--	--
		4/29/1994	--	--	--	--	--	--	--	--	--	--	--	--
		6/10/1994	--	11.66	--	--	--	--	--	--	--	--	--	--
		7/8/1994	--	11.62	--	--	--	--	--	--	--	--	--	--
		7/26/1994	--	11.48	--	--	--	--	--	--	--	--	--	--
		8/25/1994	--	11.47	--	--	--	--	--	--	--	--	--	--
		10/27/1994	22.51	11.47	ND<50	--	--	ND<0.5	ND<0.5	ND<0.5	ND<0.5	--	--	--
		1/6/1995	--	12.08	--	--	--	--	--	--	--	--	--	--
		2/1/1995	--	12.79	--	--	--	--	--	--	--	--	--	--
		3/29/1995	--	12.75	--	--	--	--	--	--	--	--	--	--
		10/31/1995	--	12.48	1,400	--	--	15	38	49	510	19	--	--
		5/21/1997	--	12.49	150	--	--	2.9	1.5	8.6	26	ND<5.0	--	--
		8/10/2004	23.35	10.63	ND<50	--	--	ND<0.5	ND<0.5	ND<0.5	ND<0.5	ND<5.0	--	--
		9/28/2004É	--	--	--	--	--	--	--	--	--	--	--	--
		12/21/2004	22.93	11.05	ND<50	--	--	ND<0.5	ND<0.5	ND<0.5	ND<0.5	ND<5.0	--	--
		3/11/2005É	--	--	--	--	--	--	--	--	--	--	--	--
		6/16/2005	20.68	13.30	ND<50	--	--	0.64	ND<0.5	ND<0.5	ND<0.5	ND<5.0	--	--
		9/1/2005	20.74	13.24	ND<50	--	--	1.2	ND<0.5	ND<0.5	ND<0.5	ND<5.0	--	--
		12/16/2005	20.95	13.03	ND<50	--	--	ND<0.5	ND<0.5	ND<0.5	ND<0.5	ND<5.0	--	--
		3/10/2006	20.34	13.64	ND<50	--	--	0.60	ND<0.5	ND<0.5	ND<0.5	ND<5.0	--	--
		9/15/2006	21.51	12.47	ND<50	ND<50	ND<250	ND<0.5	ND<0.5	ND<0.5	ND<0.5	ND<5.0	6.4	ND<0.5
		3/8/2007	21.81	12.17	ND<50	ND<50	ND<250	ND<0.5	ND<0.5	0.72	ND<0.5	ND<5.0	6.9	ND<0.5
		9/17/2007	22.08	11.90	ND<50	ND<50	ND<250	ND<0.5	ND<0.5	2.3	ND<0.5	ND<0.5	4.7	ND<0.5
		3/4/2008	21.72	12.26	ND<50	ND<50	ND<250	ND<0.5	ND<0.5	ND<0.5	ND<0.5	ND<0.5	1.3	ND<0.5
		9/3/2008	22.70	11.28	ND<50	ND<50	ND<250	ND<0.5	ND<0.5	ND<0.5	ND<0.5	ND<0.5	0.98	ND<0.5
		3/4/2009	22.49	11.49	ND<50	ND<50	ND<250	ND<0.5	ND<0.5	ND<0.5	ND<0.5	ND<0.5	ND<0.5	0.65
		9/8/2009	22.80	11.18	ND<50	ND<50	ND<250	ND<0.5 (ND<0.5)	ND<0.5 (ND<0.5)	ND<0.5 (ND<0.5)	ND<0.5 (ND<0.5)	ND<0.5 (ND<0.5)	ND<0.5	ND<0.5
		3/19/2010	22.25	11.73	ND<50	ND<50	--	(ND<0.5)	(ND<0.5)	(ND<0.5)	(ND<0.5)	(ND<0.5)	ND<0.5	0.58
MW-2		10/12/1989†	23.25	10.40	38,000	--	3,900	1,300	1,200	ND	4,700	--	--	--
33.66		10/31/1991	--	--	10,000	1,500	--	1,800	1,200	270	960	--	--	0.17
		11/6/1991	24.02	9.64	--	--	--	--	--	--	--	--	--	--
		10/21/1992	22.42	11.24	270,000	--	--	9,700	4,500	9,600	56,000	--	--	15.4
		2/25/1993	21.50	12.16	49,000	--	--	4,300	11,000	1,300	9,100	--	--	--
		4/27/1993	21.26	12.40	39,000	--	--	1,400	4,000	220	5,200	--	--	--
		10/7/1993	--	12.04	50,000	--	--	2,700	8,100	940	7,800	--	--	--
		3/28/1994	--	11.88	20,000	--	--	360	1,300	220	1,800	--	--	--

TABLE 2

GROUNDWATER ANALYTICAL AND ELEVATION DATA: PETROLEUM HYDROCARBONS
 CHIU PROPERTY
 800 FRANKLIN STREET
 OAKLAND, CALIFORNIA

Well ID	TOC Elevation (ft msl)	Date Sampled	Depth to Water (ft below TOC)	Groundwater Elevation (feet msl)	TPHg	TPHd	TPHmo	Benzene	Toluene	Ethylbenzene	Xylenes	MTBE	Chloroform	1,2-DCA
					←					μg/L				
MW-2 (cont.)	4/29/1994	--	--	11.87	--	--	--	--	--	--	--	--	--	--
	6/10/1994	--	--	11.44	--	--	--	--	--	--	--	--	--	--
	7/8/1994	--	--	11.42	--	--	--	--	--	--	--	--	--	--
	7/26/1994	--	--	11.22	--	--	--	--	--	--	--	--	--	--
	8/25/1994	--	--	11.01	--	--	--	--	--	--	--	--	--	--
	10/27/1994	22.66	--	11.00	21,000	--	--	1,200	3,700	600	4,300	--	--	--
	1/6/1995	--	--	11.66	--	--	--	--	--	--	--	--	--	--
	2/1/1995	--	--	12.21	--	--	--	--	--	--	--	--	--	--
	3/29/1995	--	--	12.66	--	--	--	--	--	--	--	--	--	--
	10/31/1995	--	--	11.51	45,000	--	--	3,100	8,800	1,200	8,400	810	--	--
	5/21/1997	--	--	12.65	18,000	--	--	1,400	4,200	680	3,600	370	--	--
	8/10/2004	21.03	--	12.63	47,000 (a)	--	--	4,200	4,900	1,400	6,000	ND<500	--	--
	9/28/2004	22.95	--	10.71	--	--	--	--	--	--	--	--	--	--
	12/21/2004	20.91	--	12.75	13,000 (a)	--	--	500	310	34	1600	ND<100	--	--
	3/11/2005	11.35	--	22.31	32,000 (a)	--	--	970	2,400	890	4,200	ND<1,000	--	--
	6/16/2005	20.50	--	13.16	43,000 (a,i)	--	--	1,500	3,400	1,200	5,400	ND<1,200	--	--
	9/1/2005	20.60	--	13.06	20,000 (a)	--	--	640	1,700	460	2,200	ND<200	--	--
	12/16/2005	20.83	--	12.83	32,000 (a,i)	--	--	1,000	3,100	760	3,800	ND<500	--	--
	3/10/2006	20.05	--	13.61	20,000 (a)	--	--	460	1,900	440	2,400	ND<400	--	--
	9/15/2006	21.31	--	12.35	43,000 (a)	3,100 (d)	ND<250	1,600	4,400	1,100	5,100	ND<500	16	ND<10
	3/8/2007	21.62	--	12.04	30,000 (a,h)	4,600 (d,h)	ND<1,200	1,200	3,400	890	4,500	ND<500	ND<50	ND<50 (j,h)
	9/17/2007	21.92	--	11.74	31,000 (a)	6,600 (d,b)	340	790	3,000	700	3,100	ND<100	ND<100	ND<100
	3/4/2008	--	--	--	--	--	--	--	--	--	--	--	--	--
9/3/2008	22.50	--	11.16	46,000 (a)	5,100 (d)	370	1,700	8,600	1,400	7,500	ND<250	ND<250	ND<250	
3/4/2009	22.25	--	11.41	56,000 (a)	13,000 (d)	1,100	1,500	5,300	990	4,500	ND<10	ND<10	ND<10	
9/8/2009	22.60	--	11.06	42,000 (a)	11,000 (d)	1,200	1,400 (1,200)	5,200 (4,900)	970 (890)	5,500 (4,900)	ND<100 (ND<100)	ND<0.5	ND<100	
3/19/2010	21.96	--	11.70	30,000 (a,h)	12,000 (d,h)	--	(1,000)	(3,500)	(980)	(4,500)	(ND<50)	ND<5.0	ND<5.0	
MW-3	10/12/1989†	24.02	10.21	87,000	--	4,500	3,200	8,800	ND	6,500	--	--	70.0	
34.23	10/31/1991	--	--	310,000	25,000	--	9,300	25,000	5,600	27,000	--	--	0.058	
	11/6/1991	23.52	10.71	--	--	--	--	--	--	--	--	--	--	
	10/21/1992	23.32	10.91	22,000	--	--	10,000	4,300	790	2,100	--	--	ND	
	2/25/1993	22.51	11.72	29,000	--	--	8,400	5,400	1,300	3,300	--	--	--	
	4/27/1993	22.37	11.86	50,000	--	--	8,200	8,700	1,000	5,400	--	--	--	
	10/7/1993	--	14.19	1,700	--	--	3,100	3,700	400	1,700	--	--	--	
	3/28/1994	--	11.52	53,000	--	--	3,900	4,600	710	2,500	--	--	--	
	4/29/1994	--	11.34	--	--	--	--	--	--	--	--	--	--	
	6/10/1994	--	11.13	--	--	--	--	--	--	--	--	--	--	
	7/8/1994	--	11.09	--	--	--	--	--	--	--	--	--	--	
	7/26/1994	--	10.94	--	--	--	--	--	--	--	--	--	--	
	8/25/1994	--	10.80	--	--	--	--	--	--	--	--	--	--	
	10/27/1994	23.56	10.67	8,500	--	--	2,700	2,700	490	2,000	--	--	--	
	1/6/1995	--	11.33	--	--	--	--	--	--	--	--	--	--	

TABLE 2

GROUNDWATER ANALYTICAL AND ELEVATION DATA: PETROLEUM HYDROCARBONS
 CHIU PROPERTY
 800 FRANKLIN STREET
 OAKLAND, CALIFORNIA

Well ID	Date Sampled	Depth to Water (ft below TOC)	Groundwater Elevation (feet msl)	TPHg	TPHd	TPHmo	Benzene	Toluene	Ethylbenzene µg/L	Xylenes	MTBE	Chloroform	1,2-DCA
MW-3 (cont.)	2/1/1995	--	11.79	--	--	--	--	--	--	--	--	--	--
	3/29/1995	--	12.10	--	--	--	--	--	--	--	--	--	--
	10/31/1995	--	11.23	19,000	--	--	4,400	4,600	720	2,900	410	--	--
	5/21/1997	--	11.68	4,000	--	--	810	840	190	690	ND<100	--	--
	9/28/2004						Well is damaged. Unable to measure depth to water or collect sample.						
	12/21/2004						Well is damaged. Unable to measure depth to water or collect sample.						
	3/11/2005						Well is damaged. Unable to measure depth to water or collect sample.						
	6/16/2005						Well is damaged. Unable to measure depth to water or collect sample.						
	9/1/2005						Well is damaged. Unable to measure depth to water or collect sample.						
	12/16/2005						Well is damaged. Unable to measure depth to water or collect sample.						
	3/10/2006						Well is damaged. Unable to measure depth to water or collect sample.						
	9/15/2006						Well is damaged. Unable to measure depth to water or collect sample.						
	1/29/2007						Well properly destroyed by Cambria.						
MW-3A	1/29/2007						MW-3A replaces MW-3						
34.16	3/8/2007	22.42	11.74	30,000 (a,i)	1,700 (d,i)	ND<250	2,600	4,400	710	4,600	ND<1,000	ND<50	ND<50 (j)
	9/17/2007	22.65	11.51	9,800 (a)	980 (d)	ND<250	1,100	1,800	270	1,100	ND<25	ND<25	ND<25
	3/4/2008	22.31	11.85	21,000 (a,i)	1,700 (d,i)	ND<250	2,600	5,000	810	3,500	ND<50	ND<50	ND<50
	9/3/2008	23.11	11.05	13,000 (a)	880 (d)	ND<250	1,400	2,100	370	1,500	ND<50	ND<50	ND<50
	3/4/2009	22.98	11.18	12,000 (a)	810 (d)	ND<250	1,000	1,700	330	1,200	ND<5.0	7.9	7.2
	9/8/2009	23.25	10.91	8,900 (a)	780 (d)	ND<250	870 (830)	1300 (1,200)	260 (200)	1100 (880)	ND<25 (ND<25)	6.3	ND<25
	3/19/2010	22.79	11.37	16,000 (a)	1,700 (d)	--	(1,900)	(3,200)	(620)	(2,800)	(ND<50)	ND<5.0	10
MW-4 33.64	10/31/1991	--	--	ND<50	--	--	ND<0.5	ND<0.5	ND<0.5	ND<0.5	--	2.6	ND
	11/6/1991	23.32	10.32	--	--	--	--	--	--	--	--	--	--
	10/21/1992	22.10	11.54	410	--	--	3.1	29	6.8	47	--	--	ND
	2/25/1993	21.13	12.51	170	--	--	ND<0.5	ND<0.5	ND<0.5	ND<0.5	--	--	--
	4/27/1993	20.74	12.90	100	--	--	ND<0.5	ND<0.5	ND<0.5	0.9	--	--	--
	10/7/1993	--	12.52	240	--	--	ND<0.5	ND<0.5	ND<0.5	ND<0.5	--	--	--
	3/28/1994	--	12.34	ND<50	--	--	ND<0.5	ND<0.5	ND<0.5	ND<0.5	--	--	--
	4/29/1994	--	11.33	--	--	--	--	--	--	--	--	--	--
	6/10/1994	--	11.55	--	--	--	--	--	--	--	--	--	--
	7/8/1994	--	11.54	--	--	--	--	--	--	--	--	--	--
	7/26/1994	--	11.30	--	--	--	--	--	--	--	--	--	--
	8/25/1994	--	11.09	--	--	--	--	--	--	--	--	--	--
	10/27/1994	22.69	10.95	ND<50	--	--	ND<0.5	ND<0.5	ND<0.5	ND<0.5	--	--	--
	1/6/1995	--	11.70	--	--	--	--	--	--	--	--	--	--
	2/1/1995	--	12.34	--	--	--	--	--	--	--	--	--	--
	3/29/1995	--	12.76	--	--	--	--	--	--	--	--	--	--
10/31/1995	--	11.61	80	--	--	ND<0.5	0.6	ND<0.5	1.0	ND<0.5	--	--	
5/21/1997	--	12.08	ND<50	--	--	11	120	27	180	ND<5.0	--	--	
9/28/2004	22.72	10.92	ND<50	--	--	ND<0.5	ND<0.5	ND<0.5	ND<0.5	ND<0.5	--	--	
12/21/2004	20.65	12.99	ND<50	--	--	ND<0.5	ND<0.5	ND<0.5	ND<0.5	ND<0.5	--	--	
3/11/2005	20.20	13.44	ND<50	--	--	ND<0.5	ND<0.5	ND<0.5	ND<0.5	ND<0.5	--	--	

TABLE 2

**GROUNDWATER ANALYTICAL AND ELEVATION DATA: PETROLEUM HYDROCARBONS
CHIU PROPERTY
800 FRANKLIN STREET
OAKLAND, CALIFORNIA**

Well ID	Date Sampled	Depth to Water (ft below TOC)	Groundwater Elevation (feet msl)	TPHg	TPHd	TPHmo	Benzene	Toluene	Ethylbenzene µg/L	Xylenes	MTBE	Chloroform	1,2-DCA
MW-4 (cont.)	6/16/2005	20.38	13.26	ND<50	--	--	ND<0.5	ND<0.5	ND<0.5	ND<0.5	ND<5.0	--	--
	9/1/2005	20.48	13.16	ND<50	--	--	ND<0.5	ND<0.5	ND<0.5	ND<0.5	ND<5.0	--	--
	12/16/2005	20.78	12.86	ND<50	--	--	ND<0.5	ND<0.5	ND<0.5	ND<0.5	ND<5.0	--	--
	3/10/2006	19.81	13.83	ND<50	--	--	ND<0.5	ND<0.5	ND<0.5	ND<0.5	ND<5.0	--	--
	9/15/2006	21.16	12.48	ND<50	ND<50	ND<250	ND<0.5	ND<0.5	ND<0.5	ND<0.5	ND<5.0	28	ND<0.5
	3/8/2007	21.52	12.12	ND<50	ND<50	ND<250	ND<0.5	ND<0.5	ND<0.5	ND<0.5	ND<5.0	23	ND<0.5
	9/17/2007	21.84	11.80	ND<50	ND<50	ND<250	ND<0.5	ND<0.5	ND<0.5	ND<0.5	ND<0.5	18	ND<0.5
	3/4/2008	21.41	12.23	ND<50	ND<50	ND<250	ND<0.5	ND<0.5	ND<0.5	ND<0.5	ND<0.5	13	ND<0.5
	9/3/2008	22.50	11.14	ND<50	ND<50	ND<250	ND<0.5	ND<0.5	ND<0.5	ND<0.5	ND<0.5	12	ND<0.5
	3/4/2009	22.15	11.49	ND<50	ND<50	ND<250	ND<0.5	ND<0.5	ND<0.5	ND<0.5	ND<0.5	14	ND<0.5
	9/8/2009	22.56	11.08	ND<50	ND<50	ND<250	ND<0.5 (ND<0.5)	ND<0.5 (ND<0.5)	ND<0.5 (ND<0.5)	ND<0.5 (ND<0.5)	ND<0.5 (ND<0.5)	11	ND<0.5
	3/19/2010	21.88	11.76	ND<50	ND<50	--	(ND<0.5)	(ND<0.5)	(ND<0.5)	(ND<0.5)	(ND<0.5)	10	ND<0.5
	MW-5	10/31/1991	--	--	ND<50	--	--	ND<0.5	ND<0.5	ND<0.5	ND<0.5	--	1.1
33.51	11/6/1991	24.00	9.51	ND	--	--	ND	ND	ND	ND	--	--	--
	10/21/1992	23.24	10.27	840	--	--	17	120	39	180	--	--	--
33.56	2/25/1993	22.40	11.16	ND<50	--	--	ND<0.5	ND<0.5	ND<0.5	ND<0.5	--	--	--
	4/27/1993	22.15	11.41	260	--	--	53	19	1.2	2.4	--	--	--
	10/7/1993	--	11.06	ND<50	--	--	ND<0.5	ND<0.5	ND<0.5	ND<0.5	--	--	--
	3/28/1994	--	10.95	ND<50	--	--	ND<0.5	ND<0.5	ND<0.5	ND<0.5	--	--	--
	4/29/1994	--	10.91	--	--	--	--	--	--	--	--	--	--
	6/10/1994	--	10.68	--	--	--	--	--	--	--	--	--	--
	7/8/1994	--	10.60	--	--	--	--	--	--	--	--	--	--
	7/26/1994	--	10.45	--	--	--	--	--	--	--	--	--	--
	8/25/1994	--	10.28	--	--	--	--	--	--	--	--	--	--
	10/27/1994	23.50	10.06	ND<50	--	--	ND<0.5	ND<0.5	ND<0.5	ND<0.5	--	--	--
	1/6/1995	--	10.78	--	--	--	--	--	--	--	--	--	--
	2/1/1995	--	11.25	--	--	--	--	--	--	--	--	--	--
	3/29/1995	--	11.63	--	--	--	--	--	--	--	--	--	--
	10/31/1995	--	10.64	ND<50	--	--	ND<0.5	ND<0.5	ND<0.5	ND<0.5	ND<0.5	--	--
	5/21/1997	--	11.04	260	--	--	2.4	33	7.7	56	ND<5.0	--	--
	9/28/2004	23.70	9.86	ND<50	--	--	ND<0.5	ND<0.5	ND<0.5	1.5	ND<5.0	--	--
	12/21/2004	21.40	12.16	ND<50	--	--	ND<0.5	ND<0.5	ND<0.5	ND<0.5	ND<5.0	--	--
3/11/2005	21.40	12.16	ND<50	--	--	ND<0.5	ND<0.5	ND<0.5	ND<0.5	ND<5.0	--	--	
6/16/2005	21.63	11.93	ND<50 (i)	--	--	ND<0.5	ND<0.5	ND<0.5	ND<0.5	ND<5.0	--	--	
9/1/2005	21.65	11.91	ND<50	--	--	ND<0.5	ND<0.5	ND<0.5	ND<0.5	ND<5.0	--	--	
12/16/2005	21.94	11.62	ND<50 (i)	--	--	ND<0.5	ND<0.5	ND<0.5	ND<0.5	ND<5.0	--	--	
3/10/2006	21.11	12.45	ND<50	--	--	ND<0.5	ND<0.5	ND<0.5	ND<0.5	ND<5.0	--	--	
9/15/2006	22.20	11.36	ND<50	ND<50	ND<250	ND<0.5	ND<0.5	ND<0.5	ND<0.5	ND<5.0	10	ND<0.5	
3/8/2007	22.44	11.12	ND<50	ND<50	ND<250	ND<0.5	ND<0.5	ND<0.5	ND<0.5	ND<5.0	18	ND<0.5	
9/17/2007	22.73	10.83	ND<50	ND<50	ND<250	ND<0.5	ND<0.5	ND<0.5	ND<0.5	ND<0.5	14	ND<0.5	
3/4/2008	22.32	11.24	ND<50	ND<50	ND<250	ND<0.5	ND<0.5	ND<0.5	ND<0.5	ND<0.5	19	ND<0.5	
9/3/2008	23.13	10.43	ND<50	ND<50	ND<250	ND<0.5	ND<0.5	ND<0.5	ND<0.5	ND<0.5	17	ND<0.5	

TABLE 2

GROUNDWATER ANALYTICAL AND ELEVATION DATA: PETROLEUM HYDROCARBONS
 CHIU PROPERTY
 800 FRANKLIN STREET
 OAKLAND, CALIFORNIA

Well ID	TOC Elevation (ft msl)	Date Sampled	Depth to Water (ft below TOC)	Groundwater Elevation (feet msl)	TPHg	TPHd	TPHmo	Benzene	Toluene	Ethylbenzene µg/L	Xylenes	MTBE	Chloroform	1,2-DCA
MW-5 (cont.)		3/4/2009	22.95	10.61	ND<50	ND<50	ND<250	ND<0.5	ND<0.5	ND<0.5	ND<0.5	ND<0.5	14	ND<0.5
		9/8/2009	23.21	10.35	ND<50	ND<50	ND<250	ND<0.5 (ND<0.5)	ND<0.5 (ND<0.5)	ND<0.5 (ND<0.5)	ND<0.5 (ND<0.5)	ND<0.5 (ND<0.5)	11	ND<0.5
		3/19/2010	22.72	10.84	ND<50	ND<50	--	(ND<0.5)	(ND<0.5)	(ND<0.5)	(ND<0.5)	(ND<0.5)	14	ND<0.5
MW-6 33.98		5/21/1997	--	11.26	760	--	--	2.5	1.7	ND<0.50	25	10	--	--
		9/28/2004	24.00	9.98	ND<50	--	--	ND<0.5	ND<0.5	ND<0.5	ND<0.5	ND<5.0	--	--
		12/21/2004	21.61	12.37	ND<50	--	--	ND<0.5	ND<0.5	ND<0.5	ND<0.5	ND<5.0	--	--
		3/11/2005	21.60	12.38	340 (a)	--	--	1.9	2.6	0.68	0.61	ND<5.0	--	--
		6/16/2005	21.81	12.17	1,300 (a)	--	--	58	8.3	6.1	4.0	ND<25	--	--
		9/1/2005	21.82	12.16	1,900 (a)	--	--	150	19	18	76	ND<12	--	--
		12/16/2005	22.03	11.95	3,600 (a,i)	--	--	560	63	33	230	ND<50	--	--
		3/10/2006	21.46	12.52	2,200 (a)	--	--	240	10	20	87	ND<50	--	--
		9/15/2006	22.46	11.52	1,800 (a)	480 (d)	ND<250	10	6.7	9.9	42	ND<17	3.2	ND<0.5
		3/8/2007	22.64	11.34	4,300 (a)	890 (d)	ND<250	260	36	29	140	ND<60	ND<10	ND<10 (j)
		9/17/2007	22.88	11.10	7,000 (a)	970 (d)	ND<250	760	28	46	270	ND<10	ND<10	ND<10
		3/4/2008	22.51	11.47	400 (a)	74 (d)	ND<250	46	ND<1.0	1.0	6.0	ND<1.0	ND<1.0	ND<1.0
		9/3/2008	23.24	10.74	280 (a)	69 (d, b)	ND<250	2.9	ND<0.5	ND<0.5	ND<0.5	ND<0.5	ND<0.5	ND<0.5
	3/4/2009	23.14	10.84	670 (a)	150 (d)	ND<250	68	13	ND<2.5	12	ND<2.5	ND<2.5	ND<2.5	
	9/8/2009	23.38	10.60	8,000 (a)	1,400 (d)	ND<250	870 (770)	16 (ND<12)	34 (17)	1500 (1,200)	ND<12 (ND<12)	ND<0.5	ND<12	
	3/19/2010	22.93	11.05	8,900 (a)	1,200 (d)	--	(2,900)	(ND<100)	(ND<100)	(ND<100)	(ND<100)	(ND<5.0)	ND<5.0	15

Abbreviations and Notes:

TOC Elevation = Top of well casing elevation measured in feet above mean sea level

msl = Above mean sea level

µg/L = Micrograms per liter

TPHg = Total petroleum hydrocarbons as gasoline by EPA Method SW8015C.

TPHd = Total petroleum hydrocarbons as diesel by EPA Method SW8015C with silica gel cleanup.

TPHmo = Total petroleum hydrocarbons as motor oil by EPA Method SW8015C with silica gel cleanup.

Benzene, toluene, ethylbenzene, and xylenes by EPA Method SW8021B (SW8260B).

MTBE = Methyl tertiary-butyl ether by EPA Method SW8021B by (8260B)

Chloroform by EPA Method SW8260B.

1,2-DCA = 1,2-Dichloroethane by EPA Method SW8260B.

Sheen = A sheen was observed on the water's surface.

Field = Observed in the field.

Lab = Observed in analytical laboratory.

(a) = unmodified or weakly modified gasoline is significant

(b) = diesel range compounds are significant; no recognizable pattern

(d) = gasoline range compounds are significant

(h) = lighter than water immiscible sheen/product is present

(i) = liquid sample that contains ~1 vol. % sediment

(j) = sample diluted due to high organic content/matrix interference

ND<5.0 = Not detected above detection limit.

-- = Not available, not analyzed, or not applicable

APPENDIX A

STANDARD FIELD PROCEDURES FOR
GROUNDWATER MONITORING AND SAMPLING

Conestoga-Rovers & Associates

STANDARD FIELD PROCEDURES FOR GROUNDWATER MONITORING AND SAMPLING

This document presents standard field methods for groundwater monitoring, purging and sampling, and well development. These procedures are designed to comply with Federal, State and local regulatory guidelines. CRA's specific field procedures are summarized below.

Groundwater Elevation Monitoring

Prior to performing monitoring activities, the historical monitoring and analytical data of each monitoring well shall be reviewed to determine if any of the wells are likely to contain non-aqueous phase liquid (NAPL) and to determine the order in which the wells will be monitored (i.e. cleanest to dirtiest). Groundwater monitoring should not be performed when the potential exists for surface water to enter the well (i.e. flooding during a rainstorm).

Prior to monitoring, each well shall be opened and the well cap removed to allow water levels to stabilize and equilibrate. The condition of the well box and well cap shall be observed and recommended repairs noted. Any surface water that may have entered and flooded the well box should be evacuated prior to removing the well cap. In wells with no history of NAPL, the static water level and total well depth shall be measured to the nearest 0.01 foot with an electronic water level meter. Wells with the highest contaminant concentrations shall be measured last. In wells with a history of NAPL, the NAPL level/thickness and static water level shall be measured to the nearest 0.01 foot using an electronic interface probe. The water level meter and/or interface probe shall be thoroughly cleaned and decontaminated at the beginning of the monitoring event and between each well. Monitoring equipment shall be washed using soapy water consisting of Liqui-nox™ or Alconox™ followed by one rinse of clean tap water and then two rinses of distilled water.

Groundwater Purging and Sampling

Prior to groundwater purging and sampling, the historical analytical data of each monitoring well shall be reviewed to determine the order in which the wells should be purged and sampled (i.e. cleanest to dirtiest). No purging or groundwater sampling shall be performed on wells with a measurable thickness of NAPL or floating NAPL globules. If a sheen is observed, the well should be purged and a groundwater sample collected only if no NAPL is present. Wells shall be purged either by hand using a disposal or PVC bailer or by using an aboveground pump (e.g. peristaltic or Wattera™) or down-hole pump (e.g. Grundfos™ or DC Purger pump).

Groundwater wells shall be purged approximately three to ten well-casing volumes (depending on the regulatory agency requirements) or until groundwater parameters of temperature, pH, and conductivity have stabilized to within 10% for three consecutive readings. Temperature, pH, and conductivity shall be measured and recorded at least once per well casing volume removed. The total volume of groundwater removed shall be recorded along with any other notable physical characteristic such as color and odor. If required, field parameters such as turbidity, dissolved oxygen (DO), and oxidation-reduction potential (ORP) shall also be measured prior to collection of each groundwater sample.

Groundwater samples shall be collected after the well has been purged. If the well is slow to recharge, a sample shall be collected after the water column is allowed to recharge to 80% of the pre-purging static water level. If the well does not recover to 80% in 2 hours, a sample shall be collected once there is enough groundwater in the well. Groundwater samples shall be collected using clean disposable bailers or pumps (if an operating remediation system exists on site and the project manager approves of its use for sampling) and shall be decanted into clean containers

Conestoga-Rovers & Associates

supplied by the analytical laboratory. New latex gloves and disposable tubing or bailers shall be used for sampling each well. If a PVC bailer or down-hole pump is used for groundwater purging, it shall be decontaminated before purging each well by using soapy water consisting of Liqui-nox™ or Alconox™ followed by one rinse of clean tap water and then two rinses of distilled water. If a submersible pump with non-dedicated discharge tubing is used for groundwater purging, both the inside and outside of pump and discharge tubing shall be decontaminated as described above.

Sample Handling

Except for samples that will be tested in the field, or that require special handling or preservation, samples shall be stored in coolers chilled to 4° C for shipment to the analytical laboratory. Samples shall be labeled, placed in protective foam sleeves or bubble wrap as needed, stored on crushed ice at or below 4° C, and submitted under chain-of-custody (COC) to the laboratory. The laboratory shall be notified of the sample shipment schedule and arrival time. Samples shall be shipped to the laboratory within a time frame to allow for extraction and analysis to be performed within the standard sample holding times.

Sample labels shall be filled out using indelible ink and must contain the site name; field identification number; the date, time, and location of sample collection; notation of the type of sample; identification of preservatives used; remarks; and the signature of the sampler. Field identification must be sufficient to allow easy cross-reference with the field datasheet.

All samples submitted to the laboratory shall be accompanied by a COC record to ensure adequate documentation. A copy of the COC shall be retained in the project file. Information on the COC shall consist of the project name and number; project location; sample numbers; sampler/recorder's signature; date and time of collection of each sample; sample type; analyses requested; name of person receiving the sample; and date of receipt of sample.

Laboratory-supplied trip blanks shall accompany the samples and be analyzed to check for cross-contamination, if requested by the project manager.

Waste Handling and Disposal

Groundwater extracted during sampling shall be stored onsite in sealed U.S. DOT H17 55-gallon drums and shall be labeled with the contents, date of generation, generator identification, and consultant contact. Extracted groundwater may be disposed offsite by a licensed waste handler or may be treated and discharged via an operating onsite groundwater extraction/treatment system.

APPENDIX B

CERTIFIED ANALYTICAL REPORTS AND
CHAIN-OF-CUSTODY DOCUMENTATION



McC Campbell Analytical, Inc.

"When Quality Counts"

1534 Willow Pass Road, Pittsburg, CA 94565-1701
Web: www.mcccampbell.com E-mail: main@mcccampbell.com
Telephone: 877-252-9262 Fax: 925-252-9269

Conestoga-Rovers & Associates 5900 Hollis St, Suite A Emeryville, CA 94608	Client Project ID: #581000; Chiu	Date Sampled: 03/19/10
		Date Received: 03/19/10
	Client Contact: Bryan Fong	Date Reported: 03/25/10
	Client P.O.:	Date Completed: 03/25/10

WorkOrder: 1003564

March 25, 2010

Dear Bryan:

Enclosed within are:

- 1) The results of the **6** analyzed samples from your project: **#581000; Chiu,**
- 2) A QC report for the above samples,
- 3) A copy of the chain of custody, and
- 4) An invoice for analytical services.

All analyses were completed satisfactorily and all QC samples were found to be within our control limits.

If you have any questions or concerns, please feel free to give me a call. Thank you for choosing

McC Campbell Analytical Laboratories for your analytical needs.

Best regards,

Angela Rydelius
Laboratory Manager
McC Campbell Analytical, Inc.

1003564



McCAMPBELL ANALYTICAL, INC.

1534 WILLOW PASS ROAD
PITTSBURG, CA 94565-1701

Website: www.mccampbell.com Email: main@mccampbell.com
Telephone: (877) 252-9262 Fax: (925) 252-9269

CHAIN OF CUSTODY RECORD

TURN AROUND TIME

RUSH 24 HR 48 HR 72 HR 5 DAY

GeoTracker EDF PDF Excel Write On (DW)

Check if sample is effluent and "J" flag is required

Report To: Brian Fong Bill To: Conestoga-Rovers & Associates Analysis Request Other Comments

Company: Conestoga-Rovers & Associates

5900 Halls St, Ste A Emeryville, CA E-Mail: brf@conestoga.com Fax: (510) 420-9170

Tele: (510) 420-3369 Project #: 581000 Project Name: Chi

Project Location: 800 Franklin St, Oakland, CA Sampler Signature: Muskan Environmental Sampling

SAMPLING MATRIX METHOD PRESERVED

TPH as Gas (602 / 8021 + 8015) / TPH as Diesel (8015) Total Petroleum Oil & Grease (1664 / 5520 E/B&F) Total Petroleum Hydrocarbons (418.1) EPA 8260 (HVOCs) MTBE / BTEX ONLY (EPA 602 / 8021) EPA 505 / 608 / 8081 (CI Pesticides) EPA 608 / 8082 PCB's ONLY; Aroclors / Congeners EPA 507 / 8141 (NP Pesticides) EPA 515.3 / 8151 (Acidic CI Herbicides) EPA 524.2 / 624 / 8260 (VOCs) EPA 525.2 / 625 / 8270 (SVOCs) EPA 8270 SIM / 8310 (PAHs / PNAs) CAM 17 Metals (200.8 / 6020) LUFT 5 Metals (200.7 / 200.8 / 6010 / 6020) Lead (200.7 / 200.8 / 6010 / 6020)

VOC basic target list by 8260B

Filter Samples for Metals analysis: Yes / No

SAMPLE ID	LOCATION/ Field Point Name	SAMPLING		# Containers	Type Containers	MATRIX					METHOD PRESERVED				Other	Comments	
		Date	Time			Water	Soil	Air	Sludge	Other	ICE	HCL	HNO ₃	Other			
MW-1 ✓		3/19/10	10:45	2	VOA Amb	X					X	X	X	X	X		
MW-2 ✓			9:15														
MW-3A ✓			8:30														
MW-4 ✓			5:15														
MW-5 ✓			5:55														
MW-6 ✓			6:40	1	VOA	X					X	X	X	X	X		
TB ✓			-	1	VOA	X					X	X	X	X	X		Hold

Relinquished By: [Signature] Date: 3/19/10 Time: 12:00pm Received By: [Signature]

Relinquished By: Date: Time: Received By:

Relinquished By: Date: Time: Received By:

ICE# 216 COMMENTS:
GOOD CONDITION
HEAD SPACE ABSENT
DECHLORINATED IN LAB
APPROPRIATE CONTAINERS
PRESERVED IN LAB
lower reporting limits
(closer to 0.5 ug/L)
for VOCs (vinyl chloride, TCE,
chloroform, in particular)

VOAS O&G METALS OTHER
PRESERVATION pH<2

McC Campbell Analytical, Inc.



1534 Willow Pass Rd
Pittsburg, CA 94565-1701
(925) 252-9262

CHAIN-OF-CUSTODY RECORD

WorkOrder: 1003564

ClientCode: CETE

WaterTrax
 WriteOn
 EDF
 Excel
 Fax
 Email
 HardCopy
 ThirdParty
 J-flag

Report to:

Bryan Fong
Conestoga-Rovers & Associates
5900 Hollis St, Suite A
Emeryville, CA 94608
(510) 420-3369 FAX (510) 420-9170

Email: bfong@croworld.com
cc:
PO:
ProjectNo: #581000; Chiu

Bill to:

Accounts Payable
Conestoga-Rovers & Associates
5900 Hollis St, Ste. A
Emeryville, CA 94608

Requested TAT: 5 days

Date Received: 03/19/2010

Date Printed: 03/19/2010

Lab ID	Client ID	Matrix	Collection Date	Hold	Requested Tests (See legend below)												
					1	2	3	4	5	6	7	8	9	10	11	12	
1003564-001	MW-1	Water	3/19/2010 10:45	<input type="checkbox"/>	B	A	A										
1003564-002	MW-2	Water	3/19/2010 9:15	<input type="checkbox"/>	B	A											
1003564-003	MW-3A	Water	3/19/2010 8:30	<input type="checkbox"/>	B	A											
1003564-004	MW-4	Water	3/19/2010 5:15	<input type="checkbox"/>	B	A											
1003564-005	MW-5	Water	3/19/2010 5:55	<input type="checkbox"/>	B	A											
1003564-006	MW-6	Water	3/19/2010 6:40	<input type="checkbox"/>	B	A											

Test Legend:

1	8260B_W	2	G-MBTEX_W	3	PREFD REPORT	4		5	
6		7		8		9		10	
11		12							

The following SampIDs: 001A, 002A, 003A, 004A, 005A, 006A contain testgroup.

Prepared by: Maria Venegas

Comments:

NOTE: Soil samples are discarded 60 days after results are reported unless other arrangements are made (Water samples are 30 days).
Hazardous samples will be returned to client or disposed of at client expense.



Sample Receipt Checklist

Client Name: **Conestoga-Rovers & Associates**

Date and Time Received: **3/19/2010 12:13:26 PM**

Project Name: **#581000; Chiu**

Checklist completed and reviewed by: **Maria Venegas**

WorkOrder N°: **1003564** Matrix Water

Carrier: Client Drop-In

Chain of Custody (COC) Information

- Chain of custody present? Yes No
- Chain of custody signed when relinquished and received? Yes No
- Chain of custody agrees with sample labels? Yes No
- Sample IDs noted by Client on COC? Yes No
- Date and Time of collection noted by Client on COC? Yes No
- Sampler's name noted on COC? Yes No

Sample Receipt Information

- Custody seals intact on shipping container/cooler? Yes No NA
- Shipping container/cooler in good condition? Yes No
- Samples in proper containers/bottles? Yes No
- Sample containers intact? Yes No
- Sufficient sample volume for indicated test? Yes No

Sample Preservation and Hold Time (HT) Information

- All samples received within holding time? Yes No
 - Container/Temp Blank temperature Cooler Temp: 2.6°C NA
 - Water - VOA vials have zero headspace / no bubbles? Yes No No VOA vials submitted
 - Sample labels checked for correct preservation? Yes No
 - Metal - pH acceptable upon receipt (pH<2)? Yes No NA
 - Samples Received on Ice? Yes No
- (Ice Type: WET ICE)

* NOTE: If the "No" box is checked, see comments below.

Client contacted:

Date contacted:

Contacted by:

Comments:



McC Campbell Analytical, Inc.

"When Quality Counts"

1534 Willow Pass Road, Pittsburg, CA 94565-1701
Web: www.mcccampbell.com E-mail: main@mcccampbell.com
Telephone: 877-252-9262 Fax: 925-252-9269

Conestoga-Rovers & Associates 5900 Hollis St, Suite A Emeryville, CA 94608	Client Project ID: #581000; Chiu	Date Sampled: 03/19/10
		Date Received: 03/19/10
	Client Contact: Bryan Fong	Date Extracted: 03/22/10
	Client P.O.:	Date Analyzed: 03/22/10

Volatile Organics by P&T and GC/MS (Basic Target List)*

Extraction Method: SW5030B

Analytical Method: SW8260B

Work Order: 1003564

Lab ID	1003564-001B
Client ID	MW-1
Matrix	Water

Compound	Concentration *	DF	Reporting Limit	Compound	Concentration *	DF	Reporting Limit
Acetone	ND	1.0	10	tert-Amyl methyl ether (TAME)	ND	1.0	0.5
Benzene	ND	1.0	0.5	Bromobenzene	ND	1.0	0.5
Bromochloromethane	ND	1.0	0.5	Bromodichloromethane	ND	1.0	0.5
Bromoform	ND	1.0	0.5	Bromomethane	ND	1.0	0.5
2-Butanone (MEK)	ND	1.0	2.0	t-Butyl alcohol (TBA)	ND	1.0	2.0
n-Butyl benzene	ND	1.0	0.5	sec-Butyl benzene	ND	1.0	0.5
tert-Butyl benzene	ND	1.0	0.5	Carbon Disulfide	ND	1.0	0.5
Carbon Tetrachloride	ND	1.0	0.5	Chlorobenzene	ND	1.0	0.5
Chloroethane	ND	1.0	0.5	Chloroform	ND	1.0	0.5
Chloromethane	ND	1.0	0.5	2-Chlorotoluene	ND	1.0	0.5
4-Chlorotoluene	ND	1.0	0.5	Dibromochloromethane	ND	1.0	0.5
1,2-Dibromo-3-chloropropane	ND	1.0	0.2	1,2-Dibromoethane (EDB)	ND	1.0	0.5
Dibromomethane	ND	1.0	0.5	1,2-Dichlorobenzene	ND	1.0	0.5
1,3-Dichlorobenzene	ND	1.0	0.5	1,4-Dichlorobenzene	ND	1.0	0.5
Dichlorodifluoromethane	ND	1.0	0.5	1,1-Dichloroethane	ND	1.0	0.5
1,2-Dichloroethane (1,2-DCA)	0.58	1.0	0.5	1,1-Dichloroethene	ND	1.0	0.5
cis-1,2-Dichloroethene	ND	1.0	0.5	trans-1,2-Dichloroethene	ND	1.0	0.5
1,2-Dichloropropane	ND	1.0	0.5	1,3-Dichloropropane	ND	1.0	0.5
2,2-Dichloropropane	ND	1.0	0.5	1,1-Dichloropropene	ND	1.0	0.5
cis-1,3-Dichloropropene	ND	1.0	0.5	trans-1,3-Dichloropropene	ND	1.0	0.5
Diisopropyl ether (DIPE)	ND	1.0	0.5	Ethylbenzene	ND	1.0	0.5
Ethyl tert-butyl ether (ETBE)	ND	1.0	0.5	Freon 113	ND	1.0	10
Hexachlorobutadiene	ND	1.0	0.5	Hexachloroethane	ND	1.0	0.5
2-Hexanone	ND	1.0	0.5	Isopropylbenzene	ND	1.0	0.5
4-Isopropyl toluene	ND	1.0	0.5	Methyl-t-butyl ether (MTBE)	ND	1.0	0.5
Methylene chloride	ND	1.0	0.5	4-Methyl-2-pentanone (MIBK)	ND	1.0	0.5
Naphthalene	ND	1.0	0.5	n-Propyl benzene	ND	1.0	0.5
Styrene	ND	1.0	0.5	1,1,1,2-Tetrachloroethane	ND	1.0	0.5
1,1,2,2-Tetrachloroethane	ND	1.0	0.5	Tetrachloroethene	ND	1.0	0.5
Toluene	ND	1.0	0.5	1,2,3-Trichlorobenzene	ND	1.0	0.5
1,2,4-Trichlorobenzene	ND	1.0	0.5	1,1,1-Trichloroethane	ND	1.0	0.5
1,1,2-Trichloroethane	ND	1.0	0.5	Trichloroethene	ND	1.0	0.5
Trichlorofluoromethane	ND	1.0	0.5	1,2,3-Trichloropropane	ND	1.0	0.5
1,2,4-Trimethylbenzene	ND	1.0	0.5	1,3,5-Trimethylbenzene	ND	1.0	0.5
Vinyl Chloride	ND	1.0	0.5	Xylenes	ND	1.0	0.5

Surrogate Recoveries (%)

%SS1:	110	%SS2:	113
%SS3:	108		

Comments:

* water and vapor samples are reported in µg/L, soil/sludge/solid samples in mg/kg, product/oil/non-aqueous liquid samples and all TCLP & SPLP extracts are reported in mg/L, wipe samples in µg/wipe.

ND means not detected above the reporting limit/method detection limit; N/A means analyte not applicable to this analysis.

surrogate diluted out of range or coelutes with another peak; &) low surrogate due to matrix interference.

b6) lighter than water immiscible sheen/product is present



McC Campbell Analytical, Inc.

"When Quality Counts"

1534 Willow Pass Road, Pittsburg, CA 94565-1701
Web: www.mcccampbell.com E-mail: main@mcccampbell.com
Telephone: 877-252-9262 Fax: 925-252-9269

Conestoga-Rovers & Associates 5900 Hollis St, Suite A Emeryville, CA 94608	Client Project ID: #581000; Chiu	Date Sampled: 03/19/10
		Date Received: 03/19/10
	Client Contact: Bryan Fong	Date Extracted: 03/22/10-03/23/10
	Client P.O.:	Date Analyzed: 03/22/10-03/23/10

Volatile Organics by P&T and GC/MS (Basic Target List)*

Extraction Method: SW5030B

Analytical Method: SW8260B

Work Order: 1003564

Lab ID	1003564-002B
Client ID	MW-2
Matrix	Water

Compound	Concentration *	DF	Reporting Limit	Compound	Concentration *	DF	Reporting Limit
Acetone	ND<1000	100	10	tert-Amyl methyl ether (TAME)	ND<50	100	0.5
Benzene	1000	100	0.5	Bromobenzene	ND<50	100	0.5
Bromochloromethane	ND<50	100	0.5	Bromodichloromethane	ND<5.0	10	0.5
Bromoform	ND<50	100	0.5	Bromomethane	ND<5.0	10	0.5
2-Butanone (MEK)	ND<200	100	2.0	t-Butyl alcohol (TBA)	ND<200	100	2.0
n-Butyl benzene	65	100	0.5	sec-Butyl benzene	ND<50	100	0.5
tert-Butyl benzene	ND<50	100	0.5	Carbon Disulfide	ND<50	100	0.5
Carbon Tetrachloride	ND<50	100	0.5	Chlorobenzene	ND<50	100	0.5
Chloroethane	ND<50	100	0.5	Chloroform	ND<5.0	10	0.5
Chloromethane	ND<50	100	0.5	2-Chlorotoluene	ND<50	100	0.5
4-Chlorotoluene	ND<50	100	0.5	Dibromochloromethane	ND<50	100	0.5
1,2-Dibromo-3-chloropropane	ND<20	100	0.2	1,2-Dibromoethane (EDB)	ND<50	100	0.5
Dibromomethane	ND<50	100	0.5	1,2-Dichlorobenzene	ND<50	100	0.5
1,3-Dichlorobenzene	ND<50	100	0.5	1,4-Dichlorobenzene	ND<50	100	0.5
Dichlorodifluoromethane	ND<50	100	0.5	1,1-Dichloroethane	ND<50	100	0.5
1,2-Dichloroethane (1,2-DCA)	ND<5.0	10	0.5	1,1-Dichloroethene	ND<50	100	0.5
cis-1,2-Dichloroethene	ND<50	100	0.5	trans-1,2-Dichloroethene	ND<50	100	0.5
1,2-Dichloropropane	ND<5.0	10	0.5	1,3-Dichloropropane	ND<50	100	0.5
2,2-Dichloropropane	ND<5.0	10	0.5	1,1-Dichloropropene	ND<50	100	0.5
cis-1,3-Dichloropropene	ND<50	100	0.5	trans-1,3-Dichloropropene	ND<5.0	10	0.5
Diisopropyl ether (DIPE)	ND<50	100	0.5	Ethylbenzene	980	100	0.5
Ethyl tert-butyl ether (ETBE)	ND<50	100	0.5	Freon 113	ND<1000	100	10
Hexachlorobutadiene	ND<50	100	0.5	Hexachloroethane	ND<50	100	0.5
2-Hexanone	ND<50	100	0.5	Isopropylbenzene	78	100	0.5
4-Isopropyl toluene	ND<50	100	0.5	Methyl-t-butyl ether (MTBE)	ND<50	100	0.5
Methylene chloride	ND<50	100	0.5	4-Methyl-2-pentanone (MIBK)	ND<50	100	0.5
Naphthalene	240	100	0.5	n-Propyl benzene	180	100	0.5
Styrene	ND<50	100	0.5	1,1,1,2-Tetrachloroethane	ND<50	100	0.5
1,1,1,2-Tetrachloroethane	ND<50	100	0.5	Tetrachloroethene	ND<50	100	0.5
Toluene	3500	100	0.5	1,2,3-Trichlorobenzene	ND<50	100	0.5
1,2,4-Trichlorobenzene	ND<50	100	0.5	1,1,1-Trichloroethane	ND<50	100	0.5
1,1,2-Trichloroethane	ND<50	100	0.5	Trichloroethene	ND<50	100	0.5
Trichlorofluoromethane	ND<50	100	0.5	1,2,3-Trichloropropane	ND<50	100	0.5
1,2,4-Trimethylbenzene	1400	100	0.5	1,3,5-Trimethylbenzene	370	100	0.5
Vinyl Chloride	ND<50	100	0.5	Xylenes	4500	100	0.5

Surrogate Recoveries (%)

%SS1:	110	%SS2:	112
%SS3:	113		

Comments: b6

* water and vapor samples are reported in µg/L, soil/sludge/solid samples in mg/kg, product/oil/non-aqueous liquid samples and all TCLP & SPLP extracts are reported in mg/L, wipe samples in µg/wipe.

ND means not detected above the reporting limit/method detection limit; N/A means analyte not applicable to this analysis.

surrogate diluted out of range or coelutes with another peak; &) low surrogate due to matrix interference.

b6) lighter than water immiscible sheen/product is present



McC Campbell Analytical, Inc.

"When Quality Counts"

1534 Willow Pass Road, Pittsburg, CA 94565-1701
Web: www.mcccampbell.com E-mail: main@mcccampbell.com
Telephone: 877-252-9262 Fax: 925-252-9269

Conestoga-Rovers & Associates 5900 Hollis St, Suite A Emeryville, CA 94608	Client Project ID: #581000; Chiu	Date Sampled: 03/19/10
		Date Received: 03/19/10
	Client Contact: Bryan Fong	Date Extracted: 03/22/10-03/23/10
	Client P.O.:	Date Analyzed: 03/22/10-03/23/10

Volatile Organics by P&T and GC/MS (Basic Target List)*

Extraction Method: SW5030B

Analytical Method: SW8260B

Work Order: 1003564

Lab ID	1003564-003B
Client ID	MW-3A
Matrix	Water

Compound	Concentration *	DF	Reporting Limit	Compound	Concentration *	DF	Reporting Limit
Acetone	ND<1000	100	10	tert-Amyl methyl ether (TAME)	ND<50	100	0.5
Benzene	1900	100	0.5	Bromobenzene	ND<50	100	0.5
Bromochloromethane	ND<50	100	0.5	Bromodichloromethane	ND<50	100	0.5
Bromoform	ND<50	100	0.5	Bromomethane	ND<5.0	10	0.5
2-Butanone (MEK)	ND<200	100	2.0	t-Butyl alcohol (TBA)	ND<200	100	2.0
n-Butyl benzene	ND<50	100	0.5	sec-Butyl benzene	ND<50	100	0.5
tert-Butyl benzene	ND<50	100	0.5	Carbon Disulfide	ND<50	100	0.5
Carbon Tetrachloride	ND<50	100	0.5	Chlorobenzene	ND<50	100	0.5
Chloroethane	ND<50	100	0.5	Chloroform	ND<5.0	10	0.5
Chloromethane	ND<50	100	0.5	2-Chlorotoluene	ND<50	100	0.5
4-Chlorotoluene	ND<50	100	0.5	Dibromochloromethane	ND<50	100	0.5
1,2-Dibromo-3-chloropropane	ND<20	100	0.2	1,2-Dibromoethane (EDB)	ND<50	100	0.5
Dibromomethane	ND<50	100	0.5	1,2-Dichlorobenzene	ND<50	100	0.5
1,3-Dichlorobenzene	ND<50	100	0.5	1,4-Dichlorobenzene	ND<50	100	0.5
Dichlorodifluoromethane	ND<50	100	0.5	1,1-Dichloroethane	ND<50	100	0.5
1,2-Dichloroethane (1,2-DCA)	10	10	0.5	1,1-Dichloroethene	ND<50	100	0.5
cis-1,2-Dichloroethene	ND<50	100	0.5	trans-1,2-Dichloroethene	ND<50	100	0.5
1,2-Dichloropropane	ND<50	100	0.5	1,3-Dichloropropane	ND<50	100	0.5
2,2-Dichloropropane	ND<50	100	0.5	1,1-Dichloropropene	ND<50	100	0.5
cis-1,3-Dichloropropene	ND<50	100	0.5	trans-1,3-Dichloropropene	ND<5.0	10	0.5
Diisopropyl ether (DIPE)	ND<50	100	0.5	Ethylbenzene	620	100	0.5
Ethyl tert-butyl ether (ETBE)	ND<50	100	0.5	Freon 113	ND<1000	100	10
Hexachlorobutadiene	ND<50	100	0.5	Hexachloroethane	ND<50	100	0.5
2-Hexanone	ND<50	100	0.5	Isopropylbenzene	ND<50	100	0.5
4-Isopropyl toluene	ND<50	100	0.5	Methyl-t-butyl ether (MTBE)	ND<50	100	0.5
Methylene chloride	ND<50	100	0.5	4-Methyl-2-pentanone (MIBK)	ND<50	100	0.5
Naphthalene	150	100	0.5	n-Propyl benzene	57	100	0.5
Styrene	ND<50	100	0.5	1,1,1,2-Tetrachloroethane	ND<50	100	0.5
1,1,1,2-Tetrachloroethane	ND<50	100	0.5	Tetrachloroethene	ND<50	100	0.5
Toluene	3200	100	0.5	1,2,3-Trichlorobenzene	ND<50	100	0.5
1,2,4-Trichlorobenzene	ND<50	100	0.5	1,1,1-Trichloroethane	ND<50	100	0.5
1,1,2-Trichloroethane	ND<5.0	10	0.5	Trichloroethene	ND<50	100	0.5
Trichlorofluoromethane	ND<50	100	0.5	1,2,3-Trichloropropane	ND<50	100	0.5
1,2,4-Trimethylbenzene	460	100	0.5	1,3,5-Trimethylbenzene	110	100	0.5
Vinyl Chloride	ND<50	100	0.5	Xylenes	2800	100	0.5

Surrogate Recoveries (%)

%SS1:	109	%SS2:	113
%SS3:	113		

Comments:

* water and vapor samples are reported in µg/L, soil/sludge/solid samples in mg/kg, product/oil/non-aqueous liquid samples and all TCLP & SPLP extracts are reported in mg/L, wipe samples in µg/wipe.

ND means not detected above the reporting limit/method detection limit; N/A means analyte not applicable to this analysis.

surrogate diluted out of range or coelutes with another peak; &) low surrogate due to matrix interference.

b6) lighter than water immiscible sheen/product is present



McC Campbell Analytical, Inc.

"When Quality Counts"

1534 Willow Pass Road, Pittsburg, CA 94565-1701
Web: www.mcccampbell.com E-mail: main@mcccampbell.com
Telephone: 877-252-9262 Fax: 925-252-9269

Conestoga-Rovers & Associates 5900 Hollis St, Suite A Emeryville, CA 94608	Client Project ID: #581000; Chiu	Date Sampled: 03/19/10
		Date Received: 03/19/10
	Client Contact: Bryan Fong	Date Extracted: 03/22/10
	Client P.O.:	Date Analyzed: 03/22/10

Volatile Organics by P&T and GC/MS (Basic Target List)*

Extraction Method: SW5030B

Analytical Method: SW8260B

Work Order: 1003564

Lab ID	1003564-004B
Client ID	MW-4
Matrix	Water

Compound	Concentration *	DF	Reporting Limit	Compound	Concentration *	DF	Reporting Limit
Acetone	ND	1.0	10	tert-Amyl methyl ether (TAME)	ND	1.0	0.5
Benzene	ND	1.0	0.5	Bromobenzene	ND	1.0	0.5
Bromochloromethane	ND	1.0	0.5	Bromodichloromethane	ND	1.0	0.5
Bromoform	ND	1.0	0.5	Bromomethane	ND	1.0	0.5
2-Butanone (MEK)	ND	1.0	2.0	t-Butyl alcohol (TBA)	ND	1.0	2.0
n-Butyl benzene	ND	1.0	0.5	sec-Butyl benzene	ND	1.0	0.5
tert-Butyl benzene	ND	1.0	0.5	Carbon Disulfide	ND	1.0	0.5
Carbon Tetrachloride	ND	1.0	0.5	Chlorobenzene	ND	1.0	0.5
Chloroethane	ND	1.0	0.5	Chloroform	10	1.0	0.5
Chloromethane	ND	1.0	0.5	2-Chlorotoluene	ND	1.0	0.5
4-Chlorotoluene	ND	1.0	0.5	Dibromochloromethane	ND	1.0	0.5
1,2-Dibromo-3-chloropropane	ND	1.0	0.2	1,2-Dibromoethane (EDB)	ND	1.0	0.5
Dibromomethane	ND	1.0	0.5	1,2-Dichlorobenzene	ND	1.0	0.5
1,3-Dichlorobenzene	ND	1.0	0.5	1,4-Dichlorobenzene	ND	1.0	0.5
Dichlorodifluoromethane	ND	1.0	0.5	1,1-Dichloroethane	ND	1.0	0.5
1,2-Dichloroethane (1,2-DCA)	ND	1.0	0.5	1,1-Dichloroethene	ND	1.0	0.5
cis-1,2-Dichloroethene	ND	1.0	0.5	trans-1,2-Dichloroethene	ND	1.0	0.5
1,2-Dichloropropane	ND	1.0	0.5	1,3-Dichloropropane	ND	1.0	0.5
2,2-Dichloropropane	ND	1.0	0.5	1,1-Dichloropropene	ND	1.0	0.5
cis-1,3-Dichloropropene	ND	1.0	0.5	trans-1,3-Dichloropropene	ND	1.0	0.5
Diisopropyl ether (DIPE)	ND	1.0	0.5	Ethylbenzene	ND	1.0	0.5
Ethyl tert-butyl ether (ETBE)	ND	1.0	0.5	Freon 113	ND	1.0	10
Hexachlorobutadiene	ND	1.0	0.5	Hexachloroethane	ND	1.0	0.5
2-Hexanone	ND	1.0	0.5	Isopropylbenzene	ND	1.0	0.5
4-Isopropyl toluene	ND	1.0	0.5	Methyl-t-butyl ether (MTBE)	ND	1.0	0.5
Methylene chloride	ND	1.0	0.5	4-Methyl-2-pentanone (MIBK)	ND	1.0	0.5
Naphthalene	ND	1.0	0.5	n-Propyl benzene	ND	1.0	0.5
Styrene	ND	1.0	0.5	1,1,1,2-Tetrachloroethane	ND	1.0	0.5
1,1,1,2-Tetrachloroethane	ND	1.0	0.5	Tetrachloroethene	ND	1.0	0.5
Toluene	ND	1.0	0.5	1,2,3-Trichlorobenzene	ND	1.0	0.5
1,2,4-Trichlorobenzene	ND	1.0	0.5	1,1,1-Trichloroethane	ND	1.0	0.5
1,1,2-Trichloroethane	ND	1.0	0.5	Trichloroethene	ND	1.0	0.5
Trichlorofluoromethane	ND	1.0	0.5	1,2,3-Trichloropropane	ND	1.0	0.5
1,2,4-Trimethylbenzene	ND	1.0	0.5	1,3,5-Trimethylbenzene	ND	1.0	0.5
Vinyl Chloride	ND	1.0	0.5	Xylenes	ND	1.0	0.5

Surrogate Recoveries (%)

%SS1:	118	%SS2:	112
%SS3:	106		

Comments:

* water and vapor samples are reported in µg/L, soil/sludge/solid samples in mg/kg, product/oil/non-aqueous liquid samples and all TCLP & SPLP extracts are reported in mg/L, wipe samples in µg/wipe.

ND means not detected above the reporting limit/method detection limit; N/A means analyte not applicable to this analysis.

surrogate diluted out of range or coelutes with another peak; &) low surrogate due to matrix interference.

b6) lighter than water immiscible sheen/product is present



McC Campbell Analytical, Inc.

"When Quality Counts"

1534 Willow Pass Road, Pittsburg, CA 94565-1701
Web: www.mcccampbell.com E-mail: main@mcccampbell.com
Telephone: 877-252-9262 Fax: 925-252-9269

Conestoga-Rovers & Associates 5900 Hollis St, Suite A Emeryville, CA 94608	Client Project ID: #581000; Chiu	Date Sampled: 03/19/10
		Date Received: 03/19/10
	Client Contact: Bryan Fong	Date Extracted: 03/22/10
	Client P.O.:	Date Analyzed: 03/22/10

Volatile Organics by P&T and GC/MS (Basic Target List)*

Extraction Method: SW5030B

Analytical Method: SW8260B

Work Order: 1003564

Lab ID	1003564-005B
Client ID	MW-5
Matrix	Water

Compound	Concentration *	DF	Reporting Limit	Compound	Concentration *	DF	Reporting Limit
Acetone	ND	1.0	10	tert-Amyl methyl ether (TAME)	ND	1.0	0.5
Benzene	ND	1.0	0.5	Bromobenzene	ND	1.0	0.5
Bromochloromethane	ND	1.0	0.5	Bromodichloromethane	ND	1.0	0.5
Bromoform	ND	1.0	0.5	Bromomethane	ND	1.0	0.5
2-Butanone (MEK)	ND	1.0	2.0	t-Butyl alcohol (TBA)	ND	1.0	2.0
n-Butyl benzene	ND	1.0	0.5	sec-Butyl benzene	ND	1.0	0.5
tert-Butyl benzene	ND	1.0	0.5	Carbon Disulfide	ND	1.0	0.5
Carbon Tetrachloride	ND	1.0	0.5	Chlorobenzene	ND	1.0	0.5
Chloroethane	ND	1.0	0.5	Chloroform	14	1.0	0.5
Chloromethane	ND	1.0	0.5	2-Chlorotoluene	ND	1.0	0.5
4-Chlorotoluene	ND	1.0	0.5	Dibromochloromethane	ND	1.0	0.5
1,2-Dibromo-3-chloropropane	ND	1.0	0.2	1,2-Dibromoethane (EDB)	ND	1.0	0.5
Dibromomethane	ND	1.0	0.5	1,2-Dichlorobenzene	ND	1.0	0.5
1,3-Dichlorobenzene	ND	1.0	0.5	1,4-Dichlorobenzene	ND	1.0	0.5
Dichlorodifluoromethane	ND	1.0	0.5	1,1-Dichloroethane	ND	1.0	0.5
1,2-Dichloroethane (1,2-DCA)	ND	1.0	0.5	1,1-Dichloroethene	ND	1.0	0.5
cis-1,2-Dichloroethene	ND	1.0	0.5	trans-1,2-Dichloroethene	ND	1.0	0.5
1,2-Dichloropropane	ND	1.0	0.5	1,3-Dichloropropane	ND	1.0	0.5
2,2-Dichloropropane	ND	1.0	0.5	1,1-Dichloropropene	ND	1.0	0.5
cis-1,3-Dichloropropene	ND	1.0	0.5	trans-1,3-Dichloropropene	ND	1.0	0.5
Diisopropyl ether (DIPE)	ND	1.0	0.5	Ethylbenzene	ND	1.0	0.5
Ethyl tert-butyl ether (ETBE)	ND	1.0	0.5	Freon 113	ND	1.0	10
Hexachlorobutadiene	ND	1.0	0.5	Hexachloroethane	ND	1.0	0.5
2-Hexanone	ND	1.0	0.5	Isopropylbenzene	ND	1.0	0.5
4-Isopropyl toluene	ND	1.0	0.5	Methyl-t-butyl ether (MTBE)	ND	1.0	0.5
Methylene chloride	ND	1.0	0.5	4-Methyl-2-pentanone (MIBK)	ND	1.0	0.5
Naphthalene	ND	1.0	0.5	n-Propyl benzene	ND	1.0	0.5
Styrene	ND	1.0	0.5	1,1,1,2-Tetrachloroethane	ND	1.0	0.5
1,1,1,2-Tetrachloroethane	ND	1.0	0.5	Tetrachloroethene	ND	1.0	0.5
Toluene	ND	1.0	0.5	1,2,3-Trichlorobenzene	ND	1.0	0.5
1,2,4-Trichlorobenzene	ND	1.0	0.5	1,1,1-Trichloroethane	ND	1.0	0.5
1,1,2-Trichloroethane	ND	1.0	0.5	Trichloroethene	ND	1.0	0.5
Trichlorofluoromethane	ND	1.0	0.5	1,2,3-Trichloropropane	ND	1.0	0.5
1,2,4-Trimethylbenzene	ND	1.0	0.5	1,3,5-Trimethylbenzene	ND	1.0	0.5
Vinyl Chloride	ND	1.0	0.5	Xylenes	ND	1.0	0.5

Surrogate Recoveries (%)

%SS1:	111	%SS2:	110
%SS3:	110		

Comments:

* water and vapor samples are reported in µg/L, soil/sludge/solid samples in mg/kg, product/oil/non-aqueous liquid samples and all TCLP & SPLP extracts are reported in mg/L, wipe samples in µg/wipe.

ND means not detected above the reporting limit/method detection limit; N/A means analyte not applicable to this analysis.

surrogate diluted out of range or coelutes with another peak; &) low surrogate due to matrix interference.

b6) lighter than water immiscible sheen/product is present



McC Campbell Analytical, Inc.

"When Quality Counts"

1534 Willow Pass Road, Pittsburg, CA 94565-1701
Web: www.mcccampbell.com E-mail: main@mcccampbell.com
Telephone: 877-252-9262 Fax: 925-252-9269

Conestoga-Rovers & Associates 5900 Hollis St, Suite A Emeryville, CA 94608	Client Project ID: #581000; Chiu	Date Sampled: 03/19/10
		Date Received: 03/19/10
	Client Contact: Bryan Fong	Date Extracted: 03/22/10-03/24/10
	Client P.O.:	Date Analyzed: 03/22/10-03/24/10

Volatile Organics by P&T and GC/MS (Basic Target List)*

Extraction Method: SW5030B

Analytical Method: SW8260B

Work Order: 1003564

Lab ID	1003564-006B
Client ID	MW-6
Matrix	Water

Compound	Concentration *	DF	Reporting Limit	Compound	Concentration *	DF	Reporting Limit
Acetone	ND<100	10	10	tert-Amyl methyl ether (TAME)	ND<5.0	10	0.5
Benzene	2900	200	0.5	Bromobenzene	ND<5.0	10	0.5
Bromochloromethane	ND<5.0	10	0.5	Bromodichloromethane	ND<5.0	10	0.5
Bromoform	ND<5.0	10	0.5	Bromomethane	ND<5.0	10	0.5
2-Butanone (MEK)	ND<20	10	2.0	t-Butyl alcohol (TBA)	ND<20	10	2.0
n-Butyl benzene	ND<100	200	0.5	sec-Butyl benzene	ND<100	200	0.5
tert-Butyl benzene	ND<5.0	10	0.5	Carbon Disulfide	ND<5.0	10	0.5
Carbon Tetrachloride	ND<5.0	10	0.5	Chlorobenzene	ND<5.0	10	0.5
Chloroethane	ND<5.0	10	0.5	Chloroform	ND<5.0	10	0.5
Chloromethane	ND<5.0	10	0.5	2-Chlorotoluene	ND<5.0	10	0.5
4-Chlorotoluene	ND<5.0	10	0.5	Dibromochloromethane	ND<5.0	10	0.5
1,2-Dibromo-3-chloropropane	ND<2.0	10	0.2	1,2-Dibromoethane (EDB)	ND<5.0	10	0.5
Dibromomethane	ND<5.0	10	0.5	1,2-Dichlorobenzene	ND<5.0	10	0.5
1,3-Dichlorobenzene	ND<5.0	10	0.5	1,4-Dichlorobenzene	ND<5.0	10	0.5
Dichlorodifluoromethane	ND<5.0	10	0.5	1,1-Dichloroethane	ND<5.0	10	0.5
1,2-Dichloroethane (1,2-DCA)	15	10	0.5	1,1-Dichloroethene	ND<5.0	10	0.5
cis-1,2-Dichloroethene	ND<5.0	10	0.5	trans-1,2-Dichloroethene	ND<5.0	10	0.5
1,2-Dichloropropane	ND<5.0	10	0.5	1,3-Dichloropropane	ND<5.0	10	0.5
2,2-Dichloropropane	ND<5.0	10	0.5	1,1-Dichloropropene	ND<5.0	10	0.5
cis-1,3-Dichloropropene	ND<5.0	10	0.5	trans-1,3-Dichloropropene	ND<5.0	10	0.5
Diisopropyl ether (DIPE)	ND<5.0	10	0.5	Ethylbenzene	ND<100	200	0.5
Ethyl tert-butyl ether (ETBE)	ND<5.0	10	0.5	Freon 113	ND<100	10	10
Hexachlorobutadiene	ND<5.0	10	0.5	Hexachloroethane	ND<5.0	10	0.5
2-Hexanone	ND<5.0	10	0.5	Isopropylbenzene	ND<100	200	0.5
4-Isopropyl toluene	ND<100	200	0.5	Methyl-t-butyl ether (MTBE)	ND<5.0	10	0.5
Methylene chloride	ND<5.0	10	0.5	4-Methyl-2-pentanone (MIBK)	ND<5.0	10	0.5
Naphthalene	250	200	0.5	n-Propyl benzene	120	200	0.5
Styrene	ND<5.0	10	0.5	1,1,1,2-Tetrachloroethane	ND<5.0	10	0.5
1,1,1,2-Tetrachloroethane	ND<5.0	10	0.5	Tetrachloroethene	ND<5.0	10	0.5
Toluene	ND<100	200	0.5	1,2,3-Trichlorobenzene	ND<5.0	10	0.5
1,2,4-Trichlorobenzene	ND<5.0	10	0.5	1,1,1-Trichloroethane	ND<5.0	10	0.5
1,1,2-Trichloroethane	ND<5.0	10	0.5	Trichloroethene	ND<5.0	10	0.5
Trichlorofluoromethane	ND<5.0	10	0.5	1,2,3-Trichloropropane	ND<5.0	10	0.5
1,2,4-Trimethylbenzene	ND<100	200	0.5	1,3,5-Trimethylbenzene	ND<100	200	0.5
Vinyl Chloride	ND<5.0	10	0.5	Xylenes	ND<100	200	0.5

Surrogate Recoveries (%)

%SS1:	110	%SS2:	111
%SS3:	117		

Comments:

* water and vapor samples are reported in µg/L, soil/sludge/solid samples in mg/kg, product/oil/non-aqueous liquid samples and all TCLP & SPLP extracts are reported in mg/L, wipe samples in µg/wipe.

ND means not detected above the reporting limit/method detection limit; N/A means analyte not applicable to this analysis.

surrogate diluted out of range or coelutes with another peak; &) low surrogate due to matrix interference.

b6) lighter than water immiscible sheen/product is present



McC Campbell Analytical, Inc.

"When Quality Counts"

1534 Willow Pass Road, Pittsburg, CA 94565-1701
Web: www.mcccampbell.com E-mail: main@mcccampbell.com
Telephone: 877-252-9262 Fax: 925-252-9269

Conestoga-Rovers & Associates 5900 Hollis St, Suite A Emeryville, CA 94608	Client Project ID: #581000; Chiu	Date Sampled: 03/19/10
		Date Received: 03/19/10
	Client Contact: Bryan Fong	Date Extracted: 03/22/10-03/23/10
	Client P.O.:	Date Analyzed 03/22/10-03/23/10

Gasoline Range (C6-C12) Volatile Hydrocarbons as Gasoline*

Extraction method SW5030B

Analytical methods SW8015Bm

Work Order: 1003564

Lab ID	Client ID	Matrix	TPH(g)	DF	% SS	Comments
001A	MW-1	W	ND	1	106	
002A	MW-2	W	30,000	20	114	d1,b6
003A	MW-3A	W	16,000	10	118	d1
004A	MW-4	W	ND	1	106	
005A	MW-5	W	ND	1	106	
006A	MW-6	W	8900	20	97	d1

Reporting Limit for DF =1; ND means not detected at or above the reporting limit	W	50	µg/L
	S	NA	NA

* water and vapor samples are reported in ug/L, soil/sludge/solid samples in mg/kg, wipe samples in µg/wipe, product/oil/non-aqueous liquid samples and all TCLP & SPLP extracts in mg/L.

cluttered chromatogram; sample peak coelutes w/surrogate peak; low surrogate recovery due to matrix interference.

+The following descriptions of the TPH chromatogram are cursory in nature and McC Campbell Analytical is not responsible for their interpretation:

- b6) lighter than water immiscible sheen/product is present
- d1) weakly modified or unmodified gasoline is significant



McC Campbell Analytical, Inc.

"When Quality Counts"

1534 Willow Pass Road, Pittsburg, CA 94565-1701
Web: www.mccampbell.com E-mail: main@mccampbell.com
Telephone: 877-252-9262 Fax: 925-252-9269

Conestoga-Rovers & Associates 5900 Hollis St, Suite A Emeryville, CA 94608	Client Project ID: #581000; Chiu	Date Sampled: 03/19/10
		Date Received: 03/19/10
	Client Contact: Bryan Fong	Date Extracted: 03/19/10
	Client P.O.:	Date Analyzed 03/21/10-03/24/10

Total Extractable Petroleum Hydrocarbons with Silica Gel Clean-Up*

Extraction method SW3510C/3630C

Analytical methods: SW8015B

Work Order: 1003564

Lab ID	Client ID	Matrix	TPH-Diesel (C10-C23)	DF	% SS	Comments
1003564-001A	MW-1	W	ND	1	99	
1003564-002A	MW-2	W	12,000	10	115	e4,b6
1003564-003A	MW-3A	W	1700	1	100	e4
1003564-004A	MW-4	W	ND	1	96	
1003564-005A	MW-5	W	ND	1	97	
1003564-006A	MW-6	W	1200	1	100	e4

Reporting Limit for DF =1; ND means not detected at or above the reporting limit	W	50	µg/L
	S	NA	NA

* water samples are reported in µg/L, wipe samples in µg/wipe, soil/solid/sludge samples in mg/kg, product/oil/non-aqueous liquid samples in mg/L, and all DISTLC / STLC / SPLP / TCLP extracts are reported in µg/L.

cluttered chromatogram resulting in coeluted surrogate and sample peaks, or; surrogate peak is on elevated baseline, or; surrogate has been diminished by dilution of original extract/matrix interference.

+The following descriptions of the TPH chromatogram are cursory in nature and McC Campbell Analytical is not responsible for their interpretation:

b6) lighter than water immiscible sheen/product is present
e4) gasoline range compounds are significant.



QC SUMMARY REPORT FOR SW8260B

W.O. Sample Matrix: Water

QC Matrix: Water

BatchID: 49370

WorkOrder 1003564

EPA Method SW8260B	Extraction SW5030B								Spiked Sample ID: 1003564-001B			
	Analyte	Sample	Spiked	MS	MSD	MS-MSD	LCS	LCSD	LCS-LCSD	Acceptance Criteria (%)		
	µg/L	µg/L	% Rec.	% Rec.	% RPD	% Rec.	% Rec.	% RPD	MS / MSD	RPD	LCS/LCSD	RPD
tert-Amyl methyl ether (TAME)	ND	10	86.5	86.7	0.273	93.1	97.3	4.47	70 - 130	30	70 - 130	30
Benzene	ND	10	98	97.6	0.454	109	110	1.02	70 - 130	30	70 - 130	30
t-Butyl alcohol (TBA)	ND	50	105	104	0.873	87.5	102	15.2	70 - 130	30	70 - 130	30
Chlorobenzene	ND	10	93.8	95.1	1.45	117	117	0	70 - 130	30	70 - 130	30
1,2-Dibromoethane (EDB)	ND	10	98.5	97.7	0.836	99	108	8.41	70 - 130	30	70 - 130	30
1,2-Dichloroethane (1,2-DCA)	0.58	10	97.9	95.8	2.09	109	114	4.78	70 - 130	30	70 - 130	30
1,1-Dichloroethene	ND	10	102	103	0.751	120	122	1.45	70 - 130	30	70 - 130	30
Diisopropyl ether (DIPE)	ND	10	106	105	1.15	110	115	4.76	70 - 130	30	70 - 130	30
Ethyl tert-butyl ether (ETBE)	ND	10	98.5	95.7	2.82	102	107	5.21	70 - 130	30	70 - 130	30
Methyl-t-butyl ether (MTBE)	ND	10	109	106	2.87	110	117	6.66	70 - 130	30	70 - 130	30
Toluene	ND	10	96.2	99.4	3.28	110	114	3.71	70 - 130	30	70 - 130	30
Trichloroethene	ND	10	95	97.3	2.40	120	120	0	70 - 130	30	70 - 130	30
%SS1:	110	25	106	104	1.76	103	106	2.51	70 - 130	30	70 - 130	30
%SS2:	113	25	116	115	0.597	117	118	0.331	70 - 130	30	70 - 130	30
%SS3:	108	2.5	109	110	0.852	104	107	2.33	70 - 130	30	70 - 130	30

All target compounds in the Method Blank of this extraction batch were ND less than the method RL with the following exceptions:
NONE

BATCH 49370 SUMMARY

Lab ID	Date Sampled	Date Extracted	Date Analyzed	Lab ID	Date Sampled	Date Extracted	Date Analyzed
1003564-001B	03/19/10 10:45 AM	03/22/10	03/22/10 7:54 PM	1003564-002B	03/19/10 9:15 AM	03/22/10	03/22/10 8:36 PM
1003564-002B	03/19/10 9:15 AM	03/23/10	03/23/10 5:20 PM	1003564-003B	03/19/10 8:30 AM	03/22/10	03/22/10 9:19 PM
1003564-003B	03/19/10 8:30 AM	03/23/10	03/23/10 6:02 PM	1003564-004B	03/19/10 5:15 AM	03/22/10	03/22/10 10:03 PM
1003564-005B	03/19/10 5:55 AM	03/22/10	03/22/10 10:48 PM	1003564-006B	03/19/10 6:40 AM	03/22/10	03/22/10 11:31 PM
1003564-006B	03/19/10 6:40 AM	03/24/10	03/24/10 1:46 PM				

MS = Matrix Spike; MSD = Matrix Spike Duplicate; LCS = Laboratory Control Sample; LCSD = Laboratory Control Sample Duplicate; RPD = Relative Percent Deviation.

% Recovery = 100 * (MS-Sample) / (Amount Spiked); RPD = 100 * (MS - MSD) / ((MS + MSD) / 2).

MS / MSD spike recoveries and / or %RPD may fall outside of laboratory acceptance criteria due to one or more of the following reasons: a) the sample is inhomogenous AND contains significant concentrations of analyte relative to the amount spiked, or b) the spiked sample's matrix interferes with the spike recovery.

N/A = not enough sample to perform matrix spike and matrix spike duplicate.

NR = analyte concentration in sample exceeds spike amount for soil matrix or exceeds 2x spike amount for water matrix or sample diluted due to high matrix or analyte content.

surrogate diluted out of range or coelutes with another peak; &) low surrogate due to matrix interference.

Laboratory extraction solvents such as methylene chloride and acetone may occasionally appear in the method blank at low levels.



QC SUMMARY REPORT FOR SW8021B/8015Bm

W.O. Sample Matrix: Water

QC Matrix: Water

BatchID: 49364

WorkOrder 1003564

Analyte	EPA Method SW8021B/8015Bm		Extraction SW5030B						Spiked Sample ID: 1003556-001B			
	Sample	Spiked	MS	MSD	MS-MSD	LCS	LCSD	LCS-LCSD	Acceptance Criteria (%)			
	µg/L	µg/L	% Rec.	% Rec.	% RPD	% Rec.	% Rec.	% RPD	MS / MSD	RPD	LCS/LCSD	RPD
TPH(btex) _f	ND	60	84.8	87.9	3.58	86.2	104	18.7	70 - 130	20	70 - 130	20
MTBE	ND	10	121	123	1.28	124	117	5.90	70 - 130	20	70 - 130	20
Benzene	ND	10	106	105	1.12	104	105	0.288	70 - 130	20	70 - 130	20
Toluene	ND	10	93.3	92.6	0.715	92.6	92.2	0.498	70 - 130	20	70 - 130	20
Ethylbenzene	ND	10	93.3	92.5	0.934	92.4	92.2	0.201	70 - 130	20	70 - 130	20
Xylenes	ND	30	105	104	0.981	104	104	0	70 - 130	20	70 - 130	20
%SS:	100	10	103	101	1.59	102	103	0.566	70 - 130	20	70 - 130	20

All target compounds in the Method Blank of this extraction batch were ND less than the method RL with the following exceptions:
NONE

BATCH 49364 SUMMARY

Lab ID	Date Sampled	Date Extracted	Date Analyzed	Lab ID	Date Sampled	Date Extracted	Date Analyzed
1003564-001A	03/19/10 10:45 AM	03/23/10	03/23/10 7:45 AM				

MS = Matrix Spike; MSD = Matrix Spike Duplicate; LCS = Laboratory Control Sample; LCSD = Laboratory Control Sample Duplicate; RPD = Relative Percent Deviation.

% Recovery = 100 * (MS-Sample) / (Amount Spiked); RPD = 100 * (MS - MSD) / ((MS + MSD) / 2).

MS / MSD spike recoveries and / or %RPD may fall outside of laboratory acceptance criteria due to one or more of the following reasons: a) the sample is inhomogenous AND contains significant concentrations of analyte relative to the amount spiked, or b) the spiked sample's matrix interferes with the spike recovery.

£ TPH(btex) = sum of BTEX areas from the FID.

cluttered chromatogram; sample peak coelutes with surrogate peak.

N/A = not enough sample to perform matrix spike and matrix spike duplicate.

NR = matrix interference and/or analyte concentration in sample exceeds spike amount for soil matrix or exceeds 2x spike amount for water matrix or sample diluted due to high matrix or analyte content, or inconsistency in sample containers.



QC SUMMARY REPORT FOR SW8021B/8015Bm

W.O. Sample Matrix: Water

QC Matrix: Water

BatchID: 49372

WorkOrder 1003564

Analyte	EPA Method SW8021B/8015Bm		Extraction SW5030B						Spiked Sample ID: 1003564-005A			
	Sample	Spiked	MS	MSD	MS-MSD	LCS	LCSD	LCS-LCSD	Acceptance Criteria (%)			
	µg/L	µg/L	% Rec.	% Rec.	% RPD	% Rec.	% Rec.	% RPD	MS / MSD	RPD	LCS/LCSD	RPD
TPH(btex) ^f	ND	60	110	106	3.74	100	98.8	1.42	70 - 130	20	70 - 130	20
MTBE	ND	10	101	96.1	4.80	86.9	96.3	10.2	70 - 130	20	70 - 130	20
Benzene	ND	10	91.2	89.8	1.59	91.4	93.4	2.19	70 - 130	20	70 - 130	20
Toluene	ND	10	90.2	88.9	1.40	90.2	91.9	1.92	70 - 130	20	70 - 130	20
Ethylbenzene	ND	10	90.6	89.8	0.928	90.5	91.4	0.984	70 - 130	20	70 - 130	20
Xylenes	ND	30	91.7	90.7	1.08	91.3	91.8	0.585	70 - 130	20	70 - 130	20
%SS:	106	10	96	95	0.861	97	101	4.17	70 - 130	20	70 - 130	20

All target compounds in the Method Blank of this extraction batch were ND less than the method RL with the following exceptions:
NONE

BATCH 49372 SUMMARY

Lab ID	Date Sampled	Date Extracted	Date Analyzed	Lab ID	Date Sampled	Date Extracted	Date Analyzed
1003564-002A	03/19/10 9:15 AM	03/22/10	03/22/10 6:53 PM	1003564-003A	03/19/10 8:30 AM	03/22/10	03/22/10 1:22 PM
1003564-004A	03/19/10 5:15 AM	03/23/10	03/23/10 7:15 AM	1003564-005A	03/19/10 5:55 AM	03/23/10	03/23/10 8:14 AM
1003564-006A	03/19/10 6:40 AM	03/22/10	03/22/10 7:23 PM				

MS = Matrix Spike; MSD = Matrix Spike Duplicate; LCS = Laboratory Control Sample; LCSD = Laboratory Control Sample Duplicate; RPD = Relative Percent Deviation.

% Recovery = 100 * (MS-Sample) / (Amount Spiked); RPD = 100 * (MS - MSD) / ((MS + MSD) / 2).

MS / MSD spike recoveries and / or %RPD may fall outside of laboratory acceptance criteria due to one or more of the following reasons: a) the sample is inhomogenous AND contains significant concentrations of analyte relative to the amount spiked, or b) the spiked sample's matrix interferes with the spike recovery.

£ TPH(btex) = sum of BTEX areas from the FID.

cluttered chromatogram; sample peak coelutes with surrogate peak.

N/A = not enough sample to perform matrix spike and matrix spike duplicate.

NR = matrix interference and/or analyte concentration in sample exceeds spike amount for soil matrix or exceeds 2x spike amount for water matrix or sample diluted due to high matrix or analyte content, or inconsistency in sample containers.

APPENDIX C

FIELD DATA SHEETS



WELL SAMPLING FORM

Date:		3/19/2010				
Client:		Conestoga-Rovers and Associates				
Site Address:		800 Franklin Street, Oakland, CA				
Well ID:		MW-2				
Well Diameter:		2"				
Purging Device:		Disposable Bailer				
Sampling Method:		Disposable Bailer				
Total Well Depth:		34.14		Fe= mg/L		
Depth to Water:		21.96		ORP= mV		
Water Column Height:		12.18		DO= mg/L		
Gallons/ft:		0.16				
1 Casing Volume (gal):		1.94		COMMENTS: very turbid		
3 Casing Volumes (gal):		5.82				
TIME:	CASING VOLUME (gal)	TEMP (Celsius)	pH			COND. (µS)
9:00	2.0	17.3	7.07	979		
9:05	4.0	17.1	7.01	974		
9:10	6.0	17.0	7.05	971		
Sample ID:	Sample Date:	Sample Time:	Container Type	Preservative	Analytes	Method
MW-2	3/19/10	9:15	40 mL VOA, 1 L Amber Glass	HCl, ICE	TPHd, TPHmo, TPPig, VOCs	8015, 8021, 8260
				Signature:		



WELL SAMPLING FORM

Date:		3/19/2010				
Client:		Conestoga-Rovers and Associates				
Site Address:		800 Franklin Street, Oakland, CA				
Well ID:		MW-4				
Well Diameter:		2"				
Purging Device:		Disposable Bailer				
Sampling Method:		Disposable Bailer				
Total Well Depth:		33.60	Fe=	mg/L		
Depth to Water:		21.88	ORP=	mV		
Water Column Height:		11.72	DO=	mg/L		
Gallons/ft:		0.16				
1 Casing Volume (gal):		1.87	COMMENTS: very turbid			
3 Casing Volumes (gal):		5.61				
TIME:	CASING VOLUME (gal)	TEMP (Celsius)			pH	COND. (µS)
5:05	2.0	16.8	7.21	510		
5:07	4.0	16.3	7.19	546		
5:10	5.5	16.1	7.17	540		
Sample ID:	Sample Date:	Sample Time:	Container Type	Preservative	Analytes	Method
MW-4	3/19/10	5:15	40 mL VOA, 1 L Amber Glass	HCl, ICE	TPHd, TPFino, TPHg, VOCs	8015, 8021, 8260
Signature:						



WELL SAMPLING FORM

Date:		3/19/2010				
Client:		Conestoga-Rovers and Associates				
Site Address:		800 Franklin Street, Oakland, CA				
Well ID:		MU-5				
Well Diameter:		2"				
Purging Device:		Disposable Bailer				
Sampling Method:		Disposable Bailer				
Total Well Depth:		34.60	Fe=	mg/L		
Depth to Water:		22.72	ORP=	mV		
Water Column Height:		11.88	DO=	mg/L		
Gallons/ft:		0.16				
1 Casing Volume (gal):		1.90	COMMENTS: very turbid			
3 Casing Volumes (gal):		5.70				
TIME:	CASING VOLUME (gal)	TEMP (Celsius)			pH	COND. (µS)
5:40	2.0	17.8	7.15	513		
5:45	4.0	17.1	7.10	514		
5:50	6.0	17.0	7.11	516		
Sample ID:	Sample Date:	Sample Time:	Container Type	Preservative	Analytes	Method
MU-5	3/19/10	5:55	40 mL VOA, 1 L Amber Glass	HCL ICE	TPHd, TPHm, TPHg, VOCs	8015, 8021, 8260
Signature:						



WELL SAMPLING FORM


Date:		3/19/2010				
Client:		Conestoga-Rovers and Associates				
Site Address:		800 Franklin Street, Oakland, CA				
Well ID:		MU-6				
Well Diameter:		2"				
Purging Device:		Disposable Bailer				
Sampling Method:		Disposable Bailer				
Total Well Depth:		32.88	Fe=	mg/L		
Depth to Water:		22.93	ORP=	mV		
Water Column Height:		9.95	DO=	mg/L		
Gallons/ft:		0.16				
1 Casing Volume (gal):		1.59	COMMENTS: very turbid			
3 Casing Volumes (gal):		4.77				
TIME:	CASING VOLUME (gal)	TEMP (Celsius)	pH	COND. (µS)		
6:25	1.5	17.8	7.16	782		
6:30	3.0	17.8	7.21	806		
6:35	5.0	17.8	7.23	813		
Sample ID:	Sample Date:	Sample Time:	Container Type	Preservative	Analytes	Method
MU-6	3/19/10	6:40	40 mL VOA, 1 L Amber Glass	HCL, ICE		
						Signature:

APPENDIX D

WASTE MANIFESTS

FILTER RECYCLING

S · E · R · V · I · C · E · S · I · N · C



P.O. Box 449
Colton, CA 92324-0449
1-800-698-4377

"PRESERVING OUR NATURAL RESOURCES"

DATE 3-19-10	INVOICE NUMBER 63317-N
------------------------	----------------------------------

CUSTOMER NUMBER

ONSITE AROUND 1:00pm CALL CONTACT

CUSTOMER NAME CHIU	PHONE NO. 510-225-0504	BILL TO CONESTOGA-ROVERS & ASSOCIATES	PHONE NO. 925-978-7616
------------------------------	----------------------------------	---	----------------------------------

SITE ADDRESS 800 FRANKLIN STREET	BILLING ADDRESS 5900 HOLLIS STREET, SUITE A
--	---

CITY / STATE / ZIP OAKLAND, CA 94607	CITY / STATE / ZIP EMERYVILLE, CA 94608
--	---

SALES REP. AC	ON-SITE CONTACT BYRON A. FONG	C.O.D.	ON ACCOUNT XXX	PURCHASE ORDER NO. 40-4019442	BILLING CONTACT	REQUESTED BY KARI DUPLI
-------------------------	---	--------	--------------------------	---	-----------------	-----------------------------------

QUANTITY	MATERIAL DESCRIPTION	MANIFEST NO.	UNIT PRICE	TOTAL PRICE
1 x 55 dm	P/U 1 X 55 NON HAZ WATER	NH63317N		
DRIVER: CALL KARI @ 510-225-0504 30 MINS OR SO BEFORE AND SHE WILL SENT SOMEONE TO MEET YOU... DM SHOULD BE READY SOMETIME AFTER 1PM				
15% ENERGY ENVIRONMENTAL SURCHARGE				

FACILITY NAME: Filter Recycling Services, Inc.	DRIVER START TIME:
ADDRESS: 180 West Monte Avenue	TIME LEFT YARD: 1:45 pm
283 Bloomington, CA 92316	JOB START TIME: 2:45 pm
EPA ID NUMBER: CAD982444481	JOB END TIME: 3:15 pm
DRIVER'S SIGNATURE: Harvey Ford	DRIVER END TIME:

It is the Generator's responsibility to correctly identify chemical composition.
If material is rejected by disposal site, generator agrees to pay all testing, disposal & transportation charges.
Invoice is subject to a 1.5% monthly interest rate, on past due amount.

RECEIVED BY: [Signature]	PRINT NAME: Byron A. Fong (Agent for Chiu)	Subtotal	TOTAL ▶
---------------------------------	---	----------	---------

01-22-10

NON-HAZARDOUS WASTE MANIFEST		1. Generator ID Number	2. Page 1 of 1	3. Emergency Response Phone 909-721-2038	4. Waste Tracking Number NH63317-N
5. Generator's Name and Mailing Address CHIU 5900 HOLLIS ST, SUITE A EMERYVILLE, CA 94608 Generator's Phone: 510-459-8454			Generator's Site Address (if different than mailing address) 800 FRANKLIN STREET OAKLAND, CA 94607		
6. Transporter 1 Company Name ENVIRONMENTAL LOGISTICS, INC			U.S. EPA ID Number CAR000172478		
7. Transporter 2 Company Name			U.S. EPA ID Number		
8. Designated Facility Name and Site Address FILTER RECYCLING SERVICES, INC. 180 WEST MONTE AVENUE RIALTO, CA 92316 USA Facility's Phone: 800-698-4377			U.S. EPA ID Number CAD982444481		
9. Waste Shipping Name and Description		10. Containers		11. Total Quantity	12. Unit Wt./Vol.
		No.	Type		
1. NON HAZARDOUS WASTE LIQUID (WATER)		1	DM	50	5
2.					
3.					
4.					
13. Special Handling Instructions and Additional Information 9B1) WATER # 09022406 WEAR APPROPRIATE PPE INV# 63317-N WLS					
14. GENERATOR'S CERTIFICATION: I certify the materials described above on this manifest are not subject to federal regulations for reporting proper disposal of Hazardous Waste.					
Generator's/Officer's Printed/Typed Name X Bryan A. Fong (Agent for Chiu)			Signature X Bryan A. Fong		Month Day Year 3 19 10
15. International Shipments <input type="checkbox"/> Import to U.S. <input type="checkbox"/> Export from U.S. Port of entry/exit: Date leaving U.S.					
16. Transporter Acknowledgment of Receipt of Materials					
Transporter 1 Printed/Typed Name Larry Ford			Signature Larry Ford		Month Day Year 3 18 10
Transporter 2 Printed/Typed Name			Signature		Month Day Year
17. Discrepancy					
17a. Discrepancy Indication Space <input type="checkbox"/> Quantity <input type="checkbox"/> Type <input type="checkbox"/> Residue <input type="checkbox"/> Partial Rejection <input type="checkbox"/> Full Rejection					
17b. Alternate Facility (or Generator) Manifest Reference Number: U.S. EPA ID Number					
Facility's Phone:					
17c. Signature of Alternate Facility (or Generator) Month Day Year					
18. Designated Facility Owner or Operator: Certification of receipt of materials covered by the manifest except as noted in item 17a					
Printed/Typed Name Steven Masters			Signature Steven Masters		Month Day Year 3 24 10

GENERATOR

INTL

TRANSPORTER

DESIGNATED FACILITY