

20179

STOP 'N' SAVE
CONVENIENCE AT LOWER PRICES

File No. 030906SNS-108

2006 MAR 14 AM 10:39

25064 VIKING ST.
HAYWARD, CA 94545
PH. 510/732-5700
FAX 510/732-6700

March 9, 2006

Ms. Donna Drogos
Alameda County EHD
1131 Harbor Bay Pkwy. 2nd Fl.
Alameda, CA 94502-6577

Alameda County
MAR 15 2006
Environmental Health

Dear Ms. Drogos:

This letter is in regards to the claim number and site provided below:

CLAIM NUMBER 018281
20570 STANTON AVE
CASTRO VALLEY, CA 94546

Enclosed are copies of GROUNDWATER MONITORING & SAMPLING documents for the FOURTH QUARTER OF 2005.

If you have any questions please contact me at (510) 732 -5700.

Sincerely,



Sean Kapoor
Secretary/ Treasurer

20179

File No. 2-00-706-ST

Alameda County
MAR 15 2006
Environmental Health

**FOURTH QUARTER OF 2005 GROUNDWATER
MONITORING AND SAMPLING
AT THE PROPERTY
LOCATED AT 20570 STANTON AVENUE
CASTRO VALLEY, CALIFORNIA
JANUARY 11, 2006**

**PREPARED FOR:
MR. SEAN KAPOOR
25064 VIKING STREET
HAYWARD, CALIFORNIA 94545**

**BY:
ENVIRO SOIL TECH CONSULTANTS
131 TULLY ROAD
SAN JOSE, CALIFORNIA 95111**

ENVIRO SOIL TECH CONSULTANTS

LIST OF TABLES

TABLE 1 ... Groundwater Monitoring Data and Analytical Results

TABLE 2 ... Summary of Monitoring Wells Data

LIST OF FIGURES

FIGURE 1 ... Site Vicinity Map Showing 20570 Stanton Avenue, Castro Valley, California

FIGURE 2 ... Site Plan Showing Locations of Building, Pump Islands, Monitoring Wells, Groundwater Flow Direction and Groundwater Elevation Contour

FIGURE 3 ... Isocontours of TPHg Map

FIGURE 4 ... Isocontours of Benzene Map

FIGURE 5 ... Isocontours of MTBE Map

LIST OF APPENDICES

APPENDIX "A" ... Tables 1 and 2

APPENDIX "B" ... Figures 1, 2, 3, 4 and 5

APPENDIX "C" ... Hydrographs

APPENDIX "D" ... Standard Operating Procedures

APPENDIX "E" ... Laboratory Analytical Report and Chain-of-Custody
Documentation

TABLE OF CONTENTS

PAGE NO.

Letter of Transmittal	1-2
Purpose	3
Site Description	3
Background	3-6
Scope of Present Work	6
Field Activities	7
<i>Groundwater Monitoring</i>	7
<i>Groundwater Sampling</i>	7-8
Analytical Results	8
Groundwater Flow Direction	9
Summary	9
Recommendations	9
Limitations	10

APPENDIX "A"

Table 1 - Groundwater Monitoring Data Analytical Results	T1-T2
Table 2 - Summary of Monitoring Wells Data	T3

TABLE OF CONTENTS CONT'D

PAGE NO.

APPENDIX "B"

Figure 1 - Vicinity Map	M1
Figure 2 - Site Plan	M2
Figure 3 - Isocontours of TPHg Map	M3
Figure 4 - Isocontours of Benzene Map	M4
Figure 5 - Isocontours of MTBE Map	M5

APPENDIX "C"

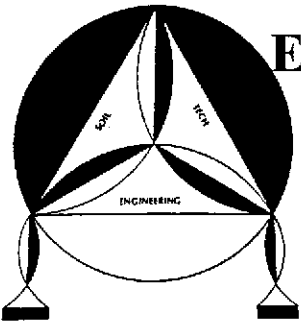
Hydrographs

APPENDIX "D"

Groundwater Sampling	SOP1
----------------------	------

APPENDIX "E"

Entech Analytical Labs Report and Chain-of-Custody Record



ENVIRO SOIL TECH CONSULTANTS

Environmental & Geotechnical Consultants

131 TULLY ROAD, SAN JOSE, CALIFORNIA 95111

Tel: (408) 297-1500

Fax: (408) 292-2116

January 11, 2006

File No. 2-00-706-ST

Mr. Sean Kapoor
Stop 'N Save, Inc.
25064 Viking Street
Hayward, California 94545

**SUBJECT: FOURTH QUARTER OF 2005 GROUNDWATER
MONITORING & SAMPLING AT THE PROPERTY**

Located at 20570 Stanton Avenue, in
Castro Valley, California

Dear Mr. Kapoor:

This report presents the fourth quarter of 2005 groundwater monitoring and sampling results that were conducted by Enviro Soil Tech Consultants (ESTC), on December 12, 2004, at the subject site (Figure 1).

Three monitoring wells (STMW-1, STMW-2 and STMW-3) are located on-site. The locations of the wells are shown on Figure 2. This quarterly monitoring and sampling was conducted in accordance with ESTC's recommendations made in "Preliminary Soil and Groundwater Assessment at the Property...", dated October 13, 2000.

It is the responsibility of the owner and/or his/her representative agent to make sure a copy of this report is sent to Alameda County Health Care Services Agency (ACHCSA) and California Regional Water Quality Control Board-San Francisco Bay Region (CRWQCB-SFBR) for their comments and recommendations.


If you have any questions or require additional information, please feel free to contact our office at (408) 297-1500.

Sincerely,

ENVIRO SOIL TECH CONSULTANTS



**FRANK HAMEDI-FARD
GENERAL MANAGER**



**LAWRENCE KOO, P. E.
C. E. #34928**

PURPOSE:

The purpose of this investigation was to determine the direction of groundwater flow and the extent of subsurface hydrocarbon contamination at the subject site.

The groundwater monitoring and sampling was conducted in accordance with ESTC's Standard Operation Procedure (SOP) and Alameda County Health Care Services Agency (ACHCSA) guidelines.

SITE DESCRIPTION:

The site is located at the southeast corner of San Carlos Avenue and Stanton Avenue, in Castro Valley, California (Figure 1). The site is currently used as a quick stop mini mart. The site is relatively flat, and the surrounding properties are primarily residential and light commercial businesses.

BACKGROUND:

On February 24, 2000, two 10,000gallon underground storage gasoline tanks were removed by Johnson Tank Testing and Maintenance.

During tanks removal activities, ESTC was retained by Mr. Randy Johnson of Johnson Tank Testing and Maintenance to conduct soil sampling from the tanks excavations. In addition, at the request of Mr. Robert Weston of ACHCSA-EHS, soil sampling was also conducted on the stockpiled soil and between the two removed underground storage tank areas. All soil sampling activities were conducted under the supervision of Mr. Robert Weston of ACHCSA-EHS.

The soil samples from the tanks and from between the tanks area were collected at approximately 2 feet below the excavation areas.

The four soil samples from the two 10,000 gallon UST excavations areas detected TPHg upto 11 milligram per kilogram (mg/Kg), and the maximum levels detected BTEX were (0.07 mg/Kg; 0.26 mg/Kg; 0.15 mg/Kg and 1.1 mg/Kg), respectively. MTBE in this area ranged between 0.11 mg/Kg to a maximum of 3.8 mg/Kg.

The soil samples between the two USTs area detected TPHg at 71 mg/Kg; BTEX at (0.22 mg/Kg; 0.47 mg/Kg; 0.49 mg/Kg and 3.7 mg/Kg, respectively) and MTBE at 1.2 mg/Kg.

The stockpiled soil samples detected TPHg upto 1,100 mg/Kg; BTEX at (4.2 mg/Kg; 22 mg/Kg; 12 mg/Kg and 110 mg/Kg); MTBE at 12 mg/Kg and Total lead at 11 mg/Kg.

The details of soil sampling are described in ESTC's report entitled "Soil Sampling Beneath Removed USTs at the Property...", dated March 8, 2000.

Since concentrations of TPHg, BTEX and MTBE were detected in the soil samples collected during USTs removal, further investigation was verbally requested by the Alameda County Health Care Services Agency (ACHCSA).

EST was retained by Mr. Sean Kapoor to conduct further investigation as requested by ACHCSA. A detailed proposed work plan, which was prepared by ESTC for the further investigation of the property, is described in a report entitled "Proposed Work Plan for Preliminary Site Assessment for the Property...", dated May 18, 2000.

On July 25 and 26, 2000, ESTC over-excavated the contaminated soil in the vicinity of former gasoline tanks areas to a practical extent. Approximately 150 cubic yards of contaminated soil was over-excavated.

Excavated soil from the removed USTs and over-excavation activities were stored on-site, sampled prior to treatment and treated by bio-remediation on a weekly basis. The details of the bio-remediation activities of the stockpiled soil is described in ESTC's report entitled "Interim Corrective Action for the Property...", dated August 17, 2000.

ESTC sampled the stockpiled soil to confirm if bio-treatment of the stockpiled soil was successful in reducing the contamination levels in the stockpiled soil. Upon approval of acceptance from Republic Services Vasco Road Landfill (former BFI Landfill), approximately 500 yards of soil were disposed at Republic Services Landfill in the City of Livermore. The details of sampling and disposal activities is described in ESTC's report entitled "Soil Sampling, Treatment and Disposal of Contaminated Stockpiled Soil from the Property...", dated August 21, 2000.

After ESTC's work plan (dated May 18, 2000) was approved by the Alameda County Health Cares Services Agency (ACHCSA), ESTC performed a preliminary soil and groundwater assessment of the subject property in September 2000.

The details of the preliminary soil and groundwater assessment are described in ESTC's report entitled "Preliminary Soil and Groundwater Assessment at the Property...", dated October 13, 2000. The report recommended quarterly monitoring and sampling of the on-site wells for at least one year.

Up-to-date, ESTC has conducted one quarterly groundwater monitoring and sampling of the on-site wells. The details of groundwater monitoring and sampling are described in ESTC's report entitled "Quarterly Groundwater Monitoring and Sampling at the Property...", dated January 19, 2001.

During concrete paving of the subject property parking lot done by Kapoor Enterprises' contract, two of the wells were damaged. ESTC halted the quarterly groundwater monitoring and sampling events until the wells were fixed.

Up to date ESTC has conducted has continued to conduct quarterly groundwater monitoring and sampling of the monitoring wells. The details of these quarterly groundwater monitoring and sampling are described in the reports dated April 23, 2004; July 20, 2004; January 28, 2005; April 22, 2005; August 31, 2005 and October 28, 2005.

SCOPE OF PRESENT WORK:

- Measured depth-to-water table in the three on-site wells STMW-1, STMW-2 and STMW-3 and monitored for presence of any floating product and/or odor.
- Purged each monitoring well prior to sampling.
- Sampled monitoring wells STMW-1, STMW-2 and STMW-3 for laboratory analyses.
- Submitted water samples to a State-Certified laboratory for analyses of Total Petroleum Hydrocarbons as gasoline (TPHg), BTEX, MTBE and other hydrocarbon fuel oxygenated constituents per EPA Method 8260B.
- Reviewed results and prepared a report of the investigation.

FIELD ACTIVITIES:

The three monitoring wells (STMW-1 through STMW-3) were monitored for the presence of floating product(s) and/or any distinctive odor. Groundwater samples were collected and submitted to a state-certified laboratory for analyses.

GROUNDWATER MONITORING:

On December 12, 2005, ESTC's staff monitored three on-site wells to measure water depth and check for the presence of sheen and/or odor.

The recent water measurement revealed that the wells screens are submerged at least 6 to 8 feet.

During monitoring of the wells, rainbow sheen and sewerage odor were noted in groundwater sample from monitoring well STMW-1. Sewerage odor was noted in groundwater sample from monitoring well STMW-2, but no sheen or odor was noted in groundwater sample from well STMW-3.

GROUNDWATER SAMPLING:

Water samples from the three monitoring wells (STMW-1, STMW-2 and STMW-3) were collected and analyzed for TPHg, BTEX, MTBE and other hydrocarbon fuel oxygenate constituents per EPA Method 8260B. Approximately four to five well volumes of water was purged from each well using a bailer before the sample was collected in order to assure that the sample was representative of surrounding groundwater. A stainless steel bailer was used for sample collection. Water sampling

equipment was decontaminated before and after each well sampling using Tri-sodium Phosphate (TSP) and water wash, followed by double rinsing. Groundwater samples were contained in 40-milliliter glass vials with Teflon-lined septa. After labeling, they were immediately stored in a cold ice chest. Strict chain-of-custody procedures were maintained during sample acquisition, storage and transport. The sampling was conducted in accordance with ESTC's Standard Operation Procedures (Appendix "C").

ANALYTICAL RESULTS:

The water samples from the monitoring wells were submitted to Entech Analytical Labs, in Santa Clara, California to be analyzed for TPHg, BTEX, MTBE and other hydrocarbon fuel oxygenated constituents (per EPA Method 8260B).

Groundwater samples from monitoring wells detected TPHg ranging from non-detectable (wells STMW-2 and STMW-3) to the maximum of 130 microgram per liter ($\mu\text{g/L}$) (well STMW-1), Benzene ranging from non-detectable (STMW-3) to maximum of 4.4 $\mu\text{g/L}$ (STMW-1), Toluene ranging from non-detectable (STMW-2 and STMW-3) to maximum of 7.5 $\mu\text{g/L}$ (STMW-1); Ethylbenzene ranging from non-detectable (STMW-1 and STMW-3) to maximum of 0.6 $\mu\text{g/L}$ (STMW-2); Total Xylenes ranging from non-detectable (STMW-2 and STMW-3) to maximum of 3.4 $\mu\text{g/L}$ (STMW-1), and MTBE ranging from non-detectable (STMW-3) to maximum of 170 $\mu\text{g/L}$ (STMW-1). Water samples from monitoring well STMW-1 detected tert-Butanol (TBA) at 100 $\mu\text{g/L}$, and monitoring well STMW-2 detected tert-Butanol (TBA) at 22 $\mu\text{g/L}$. Monitoring well STMW-1 detected Acetone at 61 $\mu\text{g/L}$ and Carbon Disulfide at 4.1 $\mu\text{g/L}$ in the groundwater sample. A summary of groundwater monitoring data and analytical results are presented in Table 1 (Appendix "A"). The laboratory analytical report is included in Appendix "E".

GROUNDWATER FLOW DIRECTION:

In order to estimate groundwater gradient and flow direction, a level and depth survey was conducted. Depths to groundwater were measured relative to an arbitrarily established datum assumed to be 100 feet above sea level. Well casing and ground surface elevations are summarized in Table 1. The results of this investigation indicated westerly direction of groundwater flow as of December 12, 2005.

SUMMARY:

Rainbow sheen and sewerage odor were noted in monitoring well STMW-1, and sewerage odor was noted in well STMW-2 but no sheen or order was noted in well STMW-3.

One out of three wells detected TPHg, TEX and other fuel hydrocarbon oxygenated compounds in the water samples. Two out of three wells detected Benzene, MTBE and TBA in the water samples.

RECOMMENDATIONS:

Since one out of three monitoring wells detect dissolved TPHg, and two out of three monitoring wells detected Benzene and MTBE in the groundwater, ESTC recommends continuation of quarterly groundwater monitoring and sampling of on-site monitoring wells. Furthermore, since the screens of all the wells are submerged, water samples may not be representative of the surrounding groundwater; therefore, we recommend further investigation and/or replacement of the existing wells.

LIMITATIONS:

This report and the associated work have been provided in accordance with the general principles and practices currently employed in the environmental consulting profession. The contents of this report reflect the conditions of the site at this particular time. The findings of this report are based on:

- 1) The observations of field personnel.
- 2) The results of laboratory analyses performed by a state-certified laboratory.

It is possible that variations in the soil and groundwater could exist beyond the points explored in this investigation. Also, changes in groundwater conditions of a property can occur with the passage of time due to variations in rainfall, temperature, regional water usage and other natural processes or the works of man on this property or adjacent properties.

This report is issued with the understanding that it is the responsibility of the owner or his/her representative to ensure that the information and recommendations contained herein are called to the attention of the Local Environmental Agency.

Services performed by ESTC have been in accordance with generally accepted environmental professional practices for the nature and conditions of the work completed in the same or similar localities, at the time the work was performed. This report is not meant to represent a legal opinion. No other warranty, express or implied is made.

File No. 2-00-706-ST

A P P E N D I X "A"

TABLES

ENVIRO SOIL TECH CONSULTANTS

**TABLE 1
GROUNDWATER MONITORING DATA (feet)
AND ANALYTICAL RESULTS (µg/L)**

Date	Well No./ Elevation	Depth of Well	Depth to Perf.	Depth to Water	GW Elev.	Well Observation	TPHg	B	T	E	X	MTBE	PCE	TBA	TCE	Other VOCs by EPA 8260B
10/04/00	STMW-1 (97.93)	23	14	8.34*	89.59	No sheen Light petroleum odor	60000	ND <2500	ND <2500	ND <2500	ND <2500	69000	ND <2500	ND <10000	ND <2500	None Detected<2500
1/04/01				7.86*	90.07	No sheen Light sewerage odor	71000	ND <5000	ND <5000	ND <5000	ND <5000	89000	ND <5000	ND <20000	ND <5000	None Detected<5000
3/16/04				5.70*	92.23	No sheen Sewerage odor	260	52	64	7.9	27	39	ND .05	ND<10	ND <0.5	1,2,4-Trimethylbenzene 5.2 2-Butanone (MEK) 21 Acetone 22 Carbon Disulfide 0.75 Styrene 1.5
7/05/04				4.82*	93.11	No sheen Sewerage odor	2100	17	240	2.6	12	520	ND <2.5	ND<50	ND <2.5	Acetone 820
12/28/04				6.82*	91.11	No sheen Sewerage odor	310	89	90	11	43	32	ND<1	ND<20	ND<1	None Detected<1
3/24/05				5.63*	92.30	Rainbow sheen Sewerage odor	630	43	140	16	110	20	ND<1	ND<20	ND<1	1,2,4-Trimethylbenzene 13 Acetone 46
7/20/05				5.75*	92.18	No sheen Sewerage odor	330b	12	22	ND <2.5	9.3	310	ND <2.5	ND<50	ND <2.5	Chloroform 23 Methylene Chloride 40
9/15/05				7.44*	90.49	Rainbow sheen Sewerage odor	15000	ND <100	ND <100	ND <100	ND <100	13000	ND <100	2500	ND <100	None Detected<100
12/12/05				5.32*	92.61	Rainbow sheen Sewerage odor	130	4.4	7.5	ND<1	3.4	170	ND<1	100	ND<1	Acetone 61 Carbon Disulfide 4.1
10/04/00	STMW-2 (99.04)	22	13	8.22*	90.82	No ashen or odor	69	ND<5	ND<5	ND<5	ND<5	66	ND<5	ND<20	ND<5	None Detected<5
1/04/01				6.70*	92.96	No sheen or odor	110	ND<5	ND<5	ND<5	ND<5	120	ND<5	ND<20	ND<5	None Detected<5
3/16/04				6.08*	92.96	No sheen Sewerage odor	1100a	ND<1 0	ND<10	ND<1 0	ND<20	1700	ND <10	ND <200	ND <10	None Detected<10
7/05/04				6.86*	92.18	No sheen or odor	1800b	ND<1 0	ND<10	ND<1 0	ND<20	1800	ND <10	ND <200	ND <10	None Detected<10
12/28/04				6.22*	92.82	No sheen or odor	1000b	ND<1 3	ND<13	ND<1 3	ND<13	1400	ND <13	ND <250	ND <13	None Detected<13
3/24/05				5.12*	93.92	No sheen Sewerage odor	760	ND<5	ND<5	ND<5	ND<5	930	ND<5	180	ND<5	None Detected<5
7/20/05				5.66*	93.38	No sheen Sewerage odor	64	ND<1	ND<1	ND<1	ND<1	43	ND<1	920	ND<1	None Detected<1
9/15/05				6.14*	92.90	No sheen or odor	53	ND<1	ND<1	ND<1	ND<1	88	ND<1	130	ND<1	None Detected<1

**TABLE 1 CONT'D
GROUNDWATER MONITORING DATA (feet)
AND ANALYTICAL RESULTS (µg/L)**

Date	Well No./ Elevation	Depth of Well	Depth to Perf.	Depth to Water	GW Elev.	Well Observation	TPHg	B	T	E	X	MTBE	PCE	TBA	TCE	Other VOCs by EPA 8260B
12/12/05	STMW-2 (99.04)	22	13	6.68*	92.36	No sheen Sewerage odor	ND<50	2.2	ND <0.5	0.6	ND <0.5	23	ND <0.5	22	ND <0.5	None Detected<0.5
10/04/00	STMW-3 (99.60)	22	13	8/42*	91.18	No sheen or odor	ND<50	ND<5	ND<5	ND<5	ND<5	ND<5	ND<5	ND<20	ND<5	None Detected<5
1/04/01				6.16*	93.44	No sheen or odor	ND<50	ND<5	ND<5	ND<5	ND<5	ND<5	ND<5	ND<20	ND<5	None Detected<5
3/16/04				7.18*	92.42	No sheen or odor	ND<50	ND <0.5	ND <0.5	ND <0.5	ND<1	2.8	ND <0.5	ND<10	ND <0.5	None Detected<0.5
7/05/04				6.27*	93.33	No sheen or odor	ND<25	ND <0.5	ND <0.5	ND <0.5	ND<1	2.5	ND <0.5	ND<10	ND <0.5	None Detected<0.5
12/28/04				5.64*	93.96	No sheen or odor	ND<25	ND <0.5	ND <0.5	ND <0.5	ND <0.5	2	ND <0.5	ND<10	ND <0.5	None Detected<0.5
3/24/05				5.12*	94.48	No sheen or odor	ND<25	ND <0.5	ND <0.5	ND <0.5	ND <0.5	1.4	ND <0.5	ND<10	ND <0.5	None Detected<0.5
7/20/05				5.50*	94.10	No sheen or odor	ND<50	ND <0.5	ND <0.5	ND <0.5	ND <0.5	1.5	ND <0.5	ND<10	ND <0.5	None Detected<0.5
9/15/05				5.56*	94.04	No sheen or odor	ND<50	ND <0.5	ND <0.5	ND <0.5	ND <0.5	1.2	ND <0.5	ND<10	ND <0.5	None Detected<0.5
12/12/05				6.26*	93.34	No sheen or odor	ND<50	ND <0.5	ND <0.5	ND <0.5	ND <0.5	ND<1	ND <0.5	ND <0.5	ND <0.5	None Detected<0.5

TPHg – Total Petroleum Hydrocarbons as gasoline

MTBE – Methyl Tertiary Butyl Ether

TBA – Tertiary Butanol

VOCs – Other Fuel Hydrocarbon Oxygenated Compounds

Perf. – Perforation

ND – Not Detected (Below Laboratory Reporting Limit)

b – TPH as gasoline reported value due to high concentration of MTBE present in the TPH as gasoline quantitation range

BTEX – Benzene, Toluene, Ethylbenzene, Total Xylenes

PCE – Tetrachloroethene

TCE – Trichloroethene

GW Elev. – Groundwater Elevation

* Well screens are submerged

a – No other indication of gasoline besides MTBE

**TABLE 2
SUMMARY OF MONITORING WELLS DATA
IN FEET**

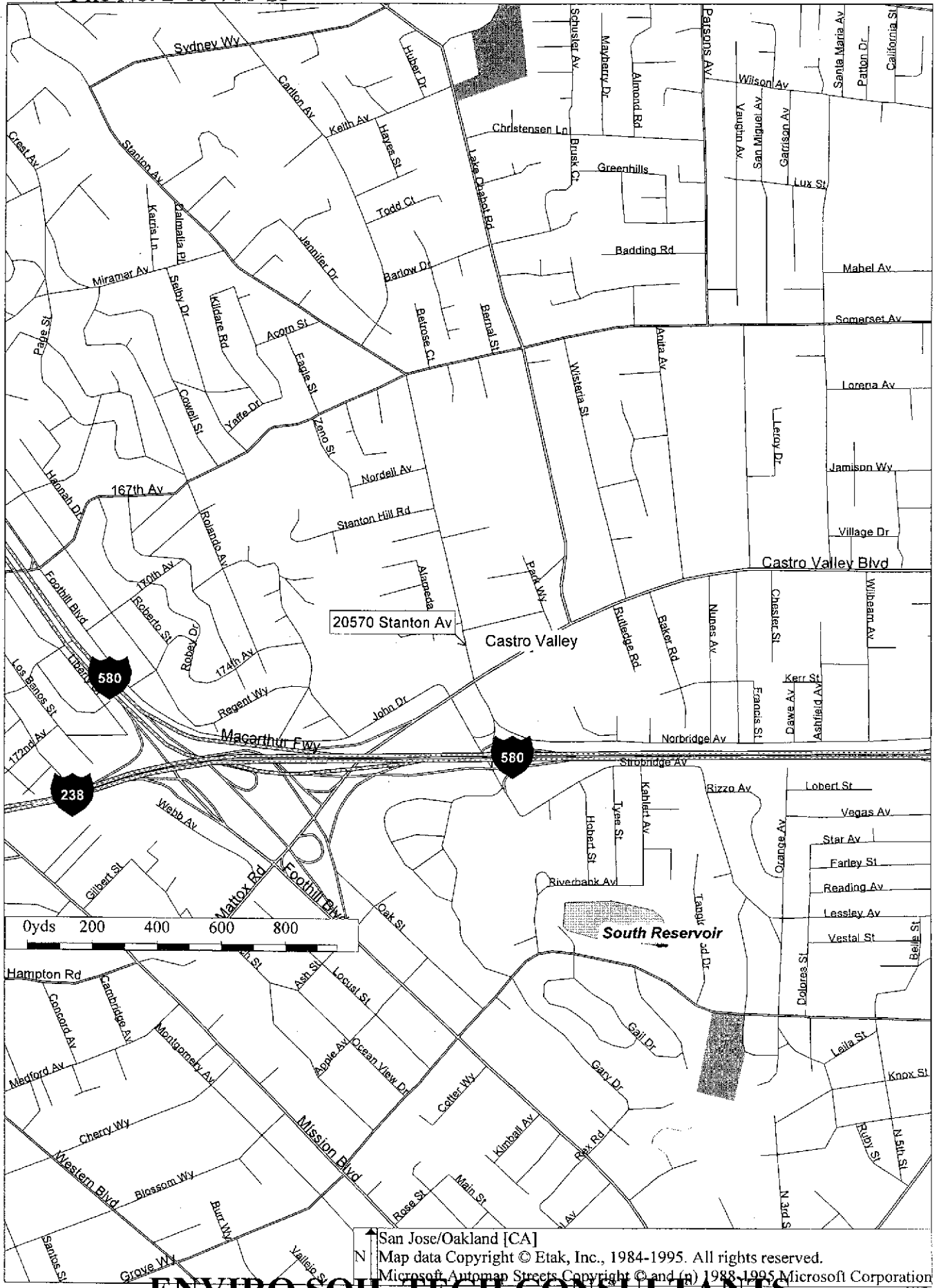
Well No.	Well Diameter (inch)	Depth of Well	Depth of Perforation	Depth of Blank	Depth of Cement	Depth of Bentonite	Depth of Sand
STMW-1	2	23	14	9	7½	½	15
STMW-2	2	22	13	9	7½	½	14
STMW-3	2		13	9	7½	½	14

File No. 2-00-706-ST

A P P E N D I X "B"

FIGURES

ENVIRO SOIL TECH CONSULTANTS



ENVIRO SOIL TECH CONSULTANTS

Figure 1

**Enviro Soil Tech
Consultants**

131 Tully Road
San Jose, CA 95112

PROJECT

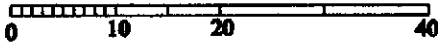
20570 Stanton Avenue
Castro Valley, California

**PROJECT # 2-00-706-ST
DATE: 12/29/2005**

Figure 2

**Groundwater Elevation
December 12, 2005**

Scale: Feet



Historical Direction of
Groundwater Rose Diagrams

Residence



San Carlos Avenue

**Mini Mart
Building**

STMW-1

92.61

92.36

STMW-2

STMW-3

93.34

92.80

92.20

Sidewalk

Legend

◆ = Monitor Well

Contour intervals = 0.20 feet

Stanton Avenue

**Enviro Soil Tech
Consultants**

131 Tully Road
San Jose, CA 95112

PROJECT

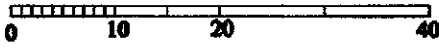
20570 Stanton Avenue
Castro Valley, California

**PROJECT # 2-00-706-ST
DATE: 12/29/2005**

Figure 3

**Isocontours of TPH-g
in Groundwater 12/12/05**

Scale: Feet



Residence

San Carlos Avenue

**Mini Mart
Building**

STMW-1

◆
130

100

ND<50

<50
◆ **STMW-2**

STMW-3

◆ <50

Sidewalk

Legend

◆ = Monitor Well

Isocontours equal 50 ug/L

Stanton Avenue

**Enviro Soil Tech
Consultants**

131 Tully Road
San Jose, CA 95112

PROJECT

20570 Stanton Avenue
Castro Valley, California

**PROJECT # 2-00-706-ST
DATE: 12/29/2005**

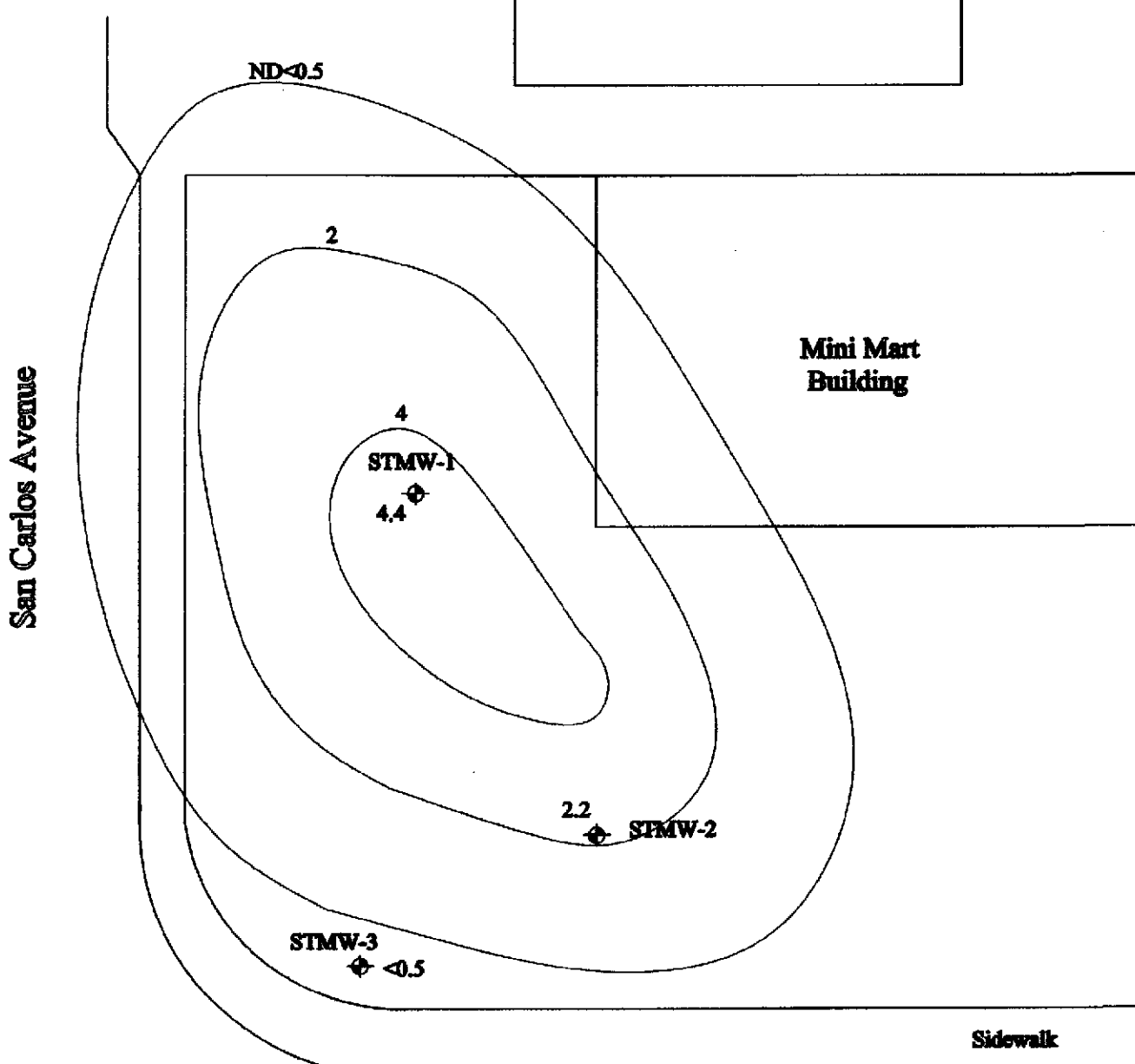
Figure 4

**Isocontours of Benzene
in Groundwater 12/12/05**

Scale: Feet



Residence



Legend

◆ = Monitor Well

Isocontours equal 2 ug/L

Stanton Avenue

Sidewalk

**Enviro Soil Tech
Consultants**

131 Tully Road
San Jose, CA 95112

PROJECT

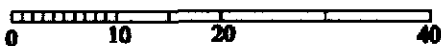
20570 Stanton Avenue
Castro Valley, California

**PROJECT # 2-00-706-ST
DATE: 12/29/2005**

Figure 5

**Isocontours of MTBE
in Groundwater 12/12/05**

Scale: Feet



Residence

ND

Mini Mart
Building

San Carlos Avenue

STMW-1
170

125

50

23
STMW-2

STMW-3
<1

Sidewalk

Legend

⊕ = Monitor Well

Isocontours are variable in ug/L

Stanton Avenue

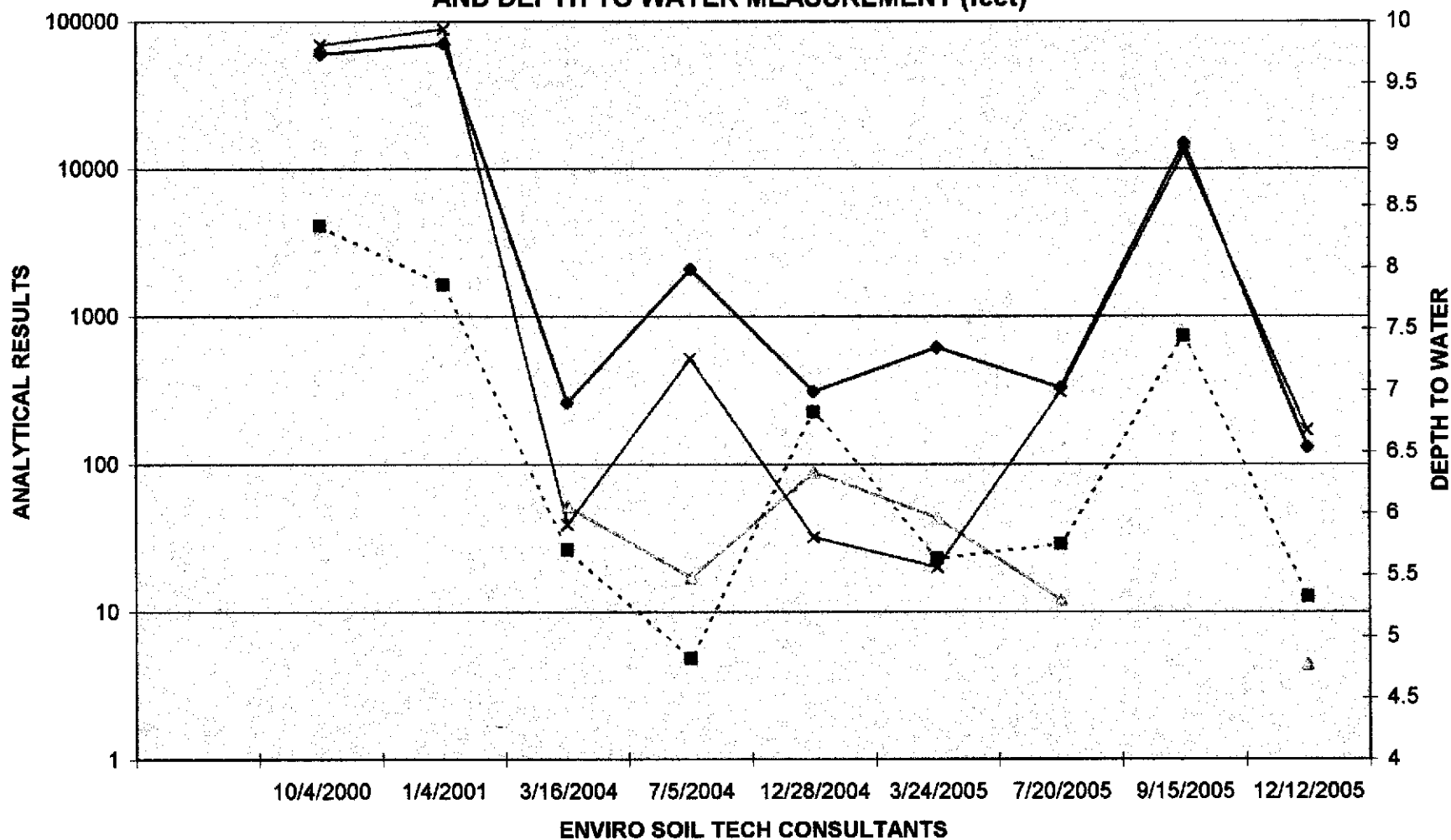
File No. 2-00-706-ST

A P P E N D I X "C"

HYDROGRAPHS

ENVIRO SOIL TECH CONSULTANTS

File No.: 2-00-706-ST
 TPHg, BENZENE & MTBE RESULTS FOR STMW-1 ($\mu\text{g/L}$)
 AND DEPTH TO WATER MEASUREMENT (feet)



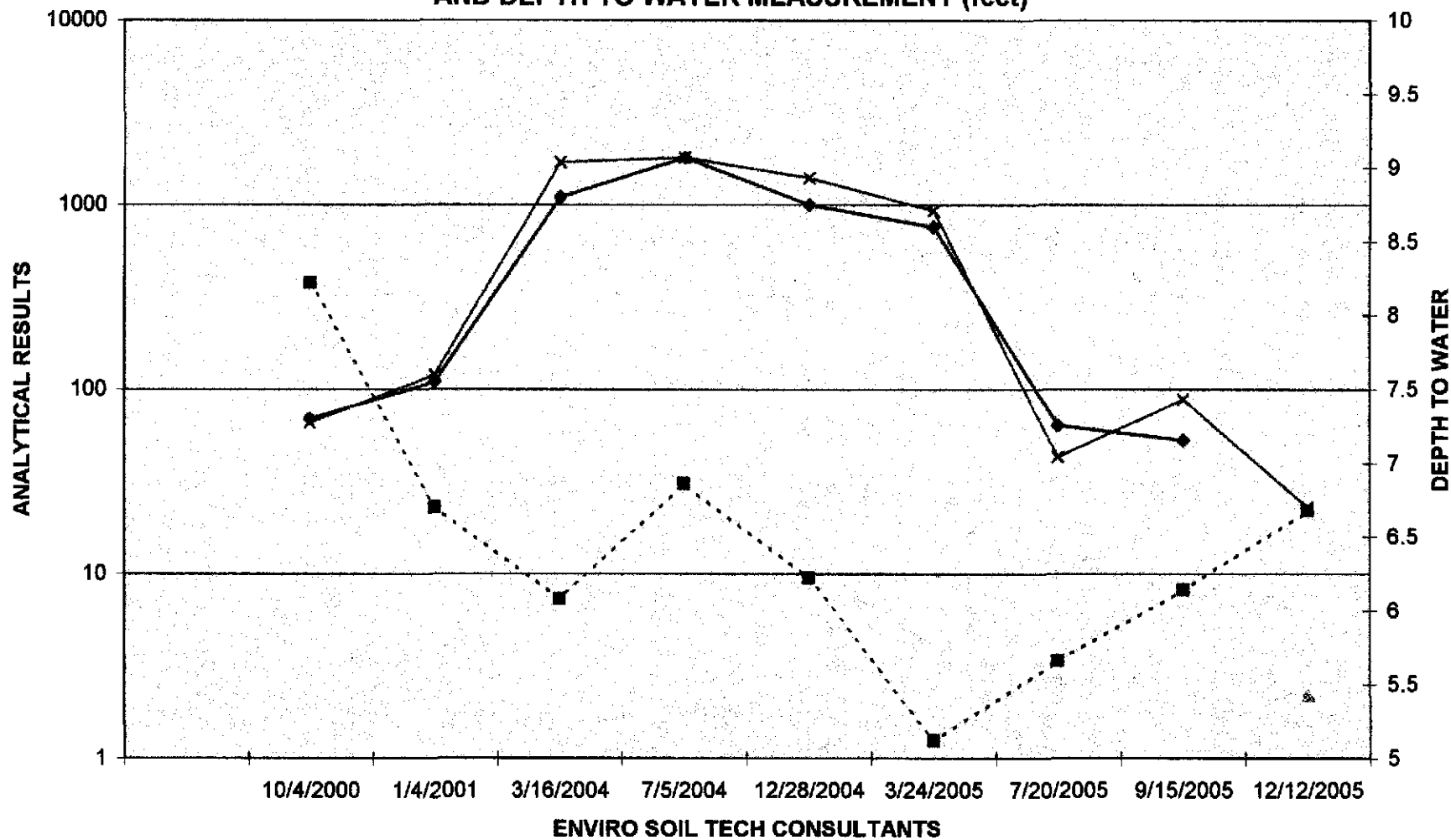
TPHg

 BENZENE

 MTBE

 DEPTH TO WATER

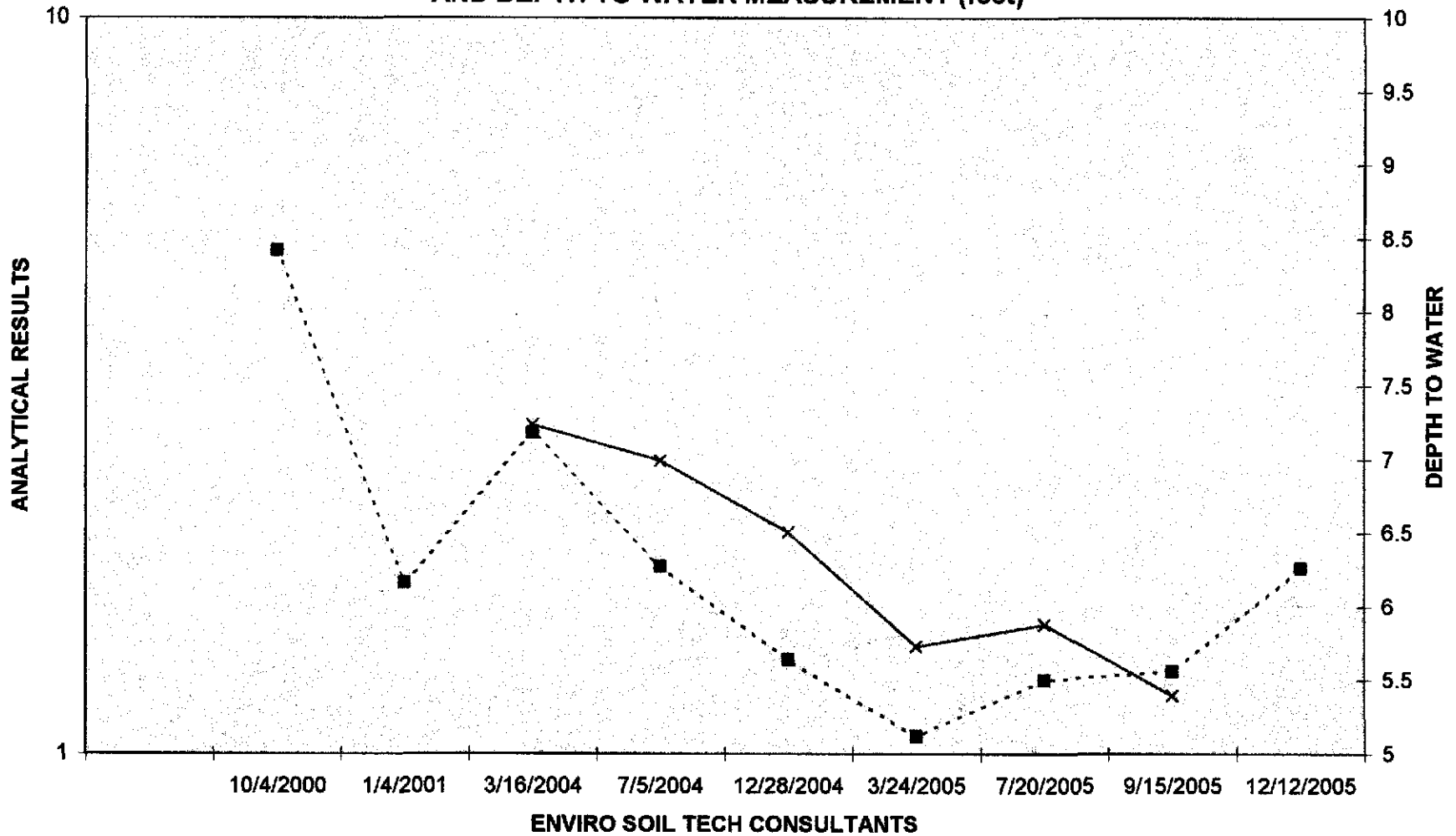
File No.: 2-00-706-ST
 TPHg, BENZENE & MTBE RESULTS FOR STMW-2 ($\mu\text{g/L}$)
 AND DEPTH TO WATER MEASUREMENT (feet)



TPHg BENZENE MTBE DEPTH TO WATER

ENVIRO SOIL TECH CONSULTANTS

File No.: 2-00-706-ST
TPHg, BENZENE & MTBE RESULTS FOR STMW-3 ($\mu\text{g/L}$)
AND DEPTH TO WATER MEASUREMENT (feet)



—●— TPHg -▲- BENZENE -x- MTBE -■- DEPTH TO WATER

File No. 2-00-706-ST

A P P E N D I X "D"

STANDARD OPERATION PROCEDURE

ENVIRO SOIL TECH CONSULTANTS

GROUNDWATER SAMPLING

Prior to collection of groundwater samples, all of the sampling equipment (i.e. bailer, cables, bladder pump, discharge lines and etc.) was cleaned by pumping TSP water solution followed by distilled water.

Prior to purging, the well "Water Sampling Field Survey Forms" were filled out (depth to water and total depth of water column were measured and recorded). The well was then bailed or pumped to remove four to ten well volumes or until the discharged water temperature, conductivity and pH stabilized. "Stabilized" is defined as three consecutive readings within 15% of one another.

The groundwater sample was collected when the water level in the well recovered to 80% of its static level.

Forty milliliter (ml.), glass volatile organic analysis (VOA) vials with Teflon septa were used as sample containers. The groundwater sample was decanted into each VOA vial in such a manner that there was a meniscus at the top. The cap was quickly placed over the top of the vials and securely tightened. The VOA vials were then inverted and tapped to see if air bubbles were present. If none were present, the sample was labeled and refrigerated for delivery under chain-of-custody to the laboratory. The label information would include a sample identification number, job identification number, date, time, type of analysis requested, and the sampler's name.

File No. 2-00-706-ST

A P P E N D I X "E"

LABORATORY REPORT

ENVIRO SOIL TECH CONSULTANTS

Entech Analytical Labs, Inc.

3334 Victor Court , Santa Clara, CA 95054

Phone: (408) 588-0200

Fax: (408) 588-0201

**Frank Hamedi
Enviro Soil Tech Consultants
131 Tully Road
San Jose, CA 95111**

**Lab Certificate Number: 46871
Issued: 12/22/2005**

**Project Number: 2-00-706-SI
Project Name: 20570 Stanton Ave.**

Project Location: Castro Valley

Certificate of Analysis - Final Report

On December 13, 2005, samples were received under chain of custody for analysis.
Entech analyzes samples "as received" unless otherwise noted. The following results are included:

<u>Matrix</u>	<u>Test</u>	<u>Comments</u>
Liquid	Volatile-GC EPA 8260B / EPA 624	

Entech Analytical Labs, Inc. is certified for environmental analyses by the State of California (#2346).
If you have any questions regarding this report, please call us at 408-588-0200 ext. 225.

Sincerely,



Erin Cunniffe
Operations Manager

Entech Analytical Labs, Inc.

3334 Victor Court , Santa Clara, CA 95054

Phone: (408) 588-0200

Fax: (408) 588-0201

Enviro Soil Tech Consultants
131 Tully Road
San Jose, CA 95111
Attn: Frank Hamedi

Date Received: 12/13/2005 4:05:35 PM

Project Number: 2-00-706-SI

Project Name: 20570 Stanton Ave.

Certificate of Analysis - Data Report

Sample Collected by: Client

Lab #: 46871-001

Sample ID: STMW-1

Matrix: Liquid Sample Date: 12/12/2005 2:38 PM

EPA 5030C EPA 8015 MOD. (Purgeable)

Parameter	Result	Qual	D/P-F	Detection Limit	Units	Prep Date	Prep Batch	Analysis Date	TPH as Gasoline QC Batch
TPH as Gasoline	130		1.0	50	µg/L	N/A	N/A	12/21/2005	WGC051220
Surrogate	Surrogate Recovery		Control Limits (%)					Analized by: mruan	
4-Bromofluorobenzene	104		65 - 135					Reviewed by: dba	

Detection Limit = Detection Limit for Reporting.

D/P-F = Dilution and/or Prep Factor includes sample volume adjustments.

ND = Not Detected at or above the Detection Limit.

Qual = Data Qualifier

12/22/2005 4:20:01 PM - ECunniff

Entech Analytical Labs, Inc.

3334 Victor Court , Santa Clara, CA 95054

Phone: (408) 588-0200

Fax: (408) 588-0201

Enviro Soil Tech Consultants
131 Tully Road
San Jose, CA 95111
Attn: Frank Hamedi

Date Received: 12/13/2005 4:05:35 PM

Project Number: 2-00-706-SI

Project Name: 20570 Stanton Ave.

Certificate of Analysis - Data Report

Sample Collected by: Client

Lab #: 46871-002

Sample ID: STMW-2

Matrix: Liquid Sample Date: 12/12/2005 3:32 PM

EPA 5030C EPA 8015 MOD. (Purgeable)

TPH as Gasoline

Parameter	Result	Qual	D/P-F	Detection Limit	Units	Prep Date	Prep Batch	Analysis Date	QC Batch
TPH as Gasoline	ND		1.0	50	µg/L	N/A	N/A	12/21/2005	WGC051220

Surrogate	Surrogate Recovery	Control Limits (%)
4-Bromofluorobenzene	139 ***	65 - 135

Analyzed by: mruan

Reviewed by: dba

*** Surrogate recovery out of control limits due to matrix interference.

Entech Analytical Labs, Inc.

3334 Victor Court , Santa Clara, CA 95054

Phone: (408) 588-0200

Fax: (408) 588-0201

Enviro Soil Tech Consultants

131 Tully Road

San Jose, CA 95111

Attn: Frank Hamedi

Date Received: 12/13/2005 4:05:35 PM

Project Number: 2-00-706-SI

Project Name: 20570 Stanton Ave.

Certificate of Analysis - Data Report

Sample Collected by: Client

Lab #: 46871-003

Sample ID: STMW-3

Matrix: Liquid

Sample Date: 12/12/2005 4:43 PM

EPA 5030C EPA 8015 MOD. (Purgeable)

TPH as Gasoline

Parameter	Result	Qual	D/P-F	Detection Limit	Units	Prep Date	Prep Batch	Analysis Date	QC Batch
TPH as Gasoline	ND		1.0	50	µg/L	N/A	N/A	12/21/2005	WGC051220

Surrogate	Surrogate Recovery	Control Limits (%)
4-Bromofluorobenzene	97.7	65 - 135

Analyzed by: mruan

Reviewed by: dba

Detection Limit = Detection Limit for Reporting.

ND = Not Detected at or above the Detection Limit.

D/P-F = Dilution and/or Prep Factor includes sample volume adjustments.

Qual = Data Qualifier

12/22/2005 4:20:02 PM - ECunniffe

Entech Analytical Labs, Inc.

3334 Victor Court , Santa Clara, CA 95054

Phone: (408) 588-0200

Fax: (408) 588-0201

Enviro Soil Tech Consultants

131 Tully Road

San Jose, CA 95111

Attn: Frank Hamed

Date Received: 12/13/2005 4:05:35 PM

Project Number: 2-00-706-SI

Project Name: 20570 Stanton Ave.

Certificate of Analysis - Data Report

Sample Collected by: Client

Lab #: 46871-001 Sample ID: STMW-1

Matrix: Liquid Sample Date: 12/12/2005 2:38 PM

EPA 5030C EPA 8260B EPA 624

Parameter	Result	Qual	D/P-F	Detection Limit	Units	Prep Date	Prep Batch	Analysis Date	EPA 8260B QC Batch
1,1,1,2-Tetrachloroethane	ND		2.0	1.0	µg/L	N/A	N/A	12/21/2005	WM1051220
1,1,1-Trichloroethane	ND		2.0	1.0	µg/L	N/A	N/A	12/21/2005	WM1051220
1,1,2,2-Tetrachloroethane	ND		2.0	1.0	µg/L	N/A	N/A	12/21/2005	WM1051220
1,1,2-Trichloroethane	ND		2.0	1.0	µg/L	N/A	N/A	12/21/2005	WM1051220
1,1-Dichloroethane	ND		2.0	1.0	µg/L	N/A	N/A	12/21/2005	WM1051220
1,1-Dichloroethene	ND		2.0	1.0	µg/L	N/A	N/A	12/21/2005	WM1051220
1,1-Dichloropropene	ND		2.0	1.0	µg/L	N/A	N/A	12/21/2005	WM1051220
1,2,3-Trichlorobenzene	ND		2.0	10	µg/L	N/A	N/A	12/21/2005	WM1051220
1,2,3-Trichloropropane	ND		2.0	1.0	µg/L	N/A	N/A	12/21/2005	WM1051220
1,2,4-Trichlorobenzene	ND		2.0	10	µg/L	N/A	N/A	12/21/2005	WM1051220
1,2,4-Trimethylbenzene	ND		2.0	10	µg/L	N/A	N/A	12/21/2005	WM1051220
1,2-Dibromo-3-Chloropropane	ND		2.0	10	µg/L	N/A	N/A	12/21/2005	WM1051220
1,2-Dibromoethane (EDB)	ND		2.0	1.0	µg/L	N/A	N/A	12/21/2005	WM1051220
1,2-Dichlorobenzene	ND		2.0	1.0	µg/L	N/A	N/A	12/21/2005	WM1051220
1,2-Dichloroethane	ND		2.0	1.0	µg/L	N/A	N/A	12/21/2005	WM1051220
1,2-Dichloropropane	ND		2.0	1.0	µg/L	N/A	N/A	12/21/2005	WM1051220
1,3,5-Trimethylbenzene	ND		2.0	10	µg/L	N/A	N/A	12/21/2005	WM1051220
1,3-Dichlorobenzene	ND		2.0	1.0	µg/L	N/A	N/A	12/21/2005	WM1051220
1,3-Dichloropropane	ND		2.0	1.0	µg/L	N/A	N/A	12/21/2005	WM1051220
1,4-Dichlorobenzene	ND		2.0	1.0	µg/L	N/A	N/A	12/21/2005	WM1051220
1,4-Dioxane	ND		2.0	100	µg/L	N/A	N/A	12/21/2005	WM1051220
2,2-Dichloropropane	ND		2.0	1.0	µg/L	N/A	N/A	12/21/2005	WM1051220
2-Butanone (MEK)	ND		2.0	40	µg/L	N/A	N/A	12/21/2005	WM1051220
2-Chloroethyl-vinyl Ether	ND		2.0	10	µg/L	N/A	N/A	12/21/2005	WM1051220
2-Chlorotoluene	ND		2.0	10	µg/L	N/A	N/A	12/21/2005	WM1051220
2-Hexanone	ND		2.0	40	µg/L	N/A	N/A	12/21/2005	WM1051220
4-Chlorotoluene	ND		2.0	10	µg/L	N/A	N/A	12/21/2005	WM1051220
4-Methyl-2-Pentanone(MIBK)	ND		2.0	40	µg/L	N/A	N/A	12/21/2005	WM1051220
Acetone	61		2.0	40	µg/L	N/A	N/A	12/21/2005	WM1051220
Acetonitrile	ND		2.0	10	µg/L	N/A	N/A	12/21/2005	WM1051220
Acrolein	ND		2.0	10	µg/L	N/A	N/A	12/21/2005	WM1051220
Acrylonitrile	ND		2.0	10	µg/L	N/A	N/A	12/21/2005	WM1051220
Benzene	4.4		2.0	1.0	µg/L	N/A	N/A	12/21/2005	WM1051220
Benzyl Chloride	ND		2.0	10	µg/L	N/A	N/A	12/21/2005	WM1051220
Bromobenzene	ND		2.0	1.0	µg/L	N/A	N/A	12/21/2005	WM1051220
Bromochloromethane	ND		2.0	1.0	µg/L	N/A	N/A	12/21/2005	WM1051220
Bromodichloromethane	ND		2.0	1.0	µg/L	N/A	N/A	12/21/2005	WM1051220
Bromoform	ND		2.0	1.0	µg/L	N/A	N/A	12/21/2005	WM1051220
Bromomethane	ND		2.0	1.0	µg/L	N/A	N/A	12/21/2005	WM1051220
Carbon Disulfide	4.1		2.0	1.0	µg/L	N/A	N/A	12/21/2005	WM1051220
Carbon Tetrachloride	ND		2.0	1.0	µg/L	N/A	N/A	12/21/2005	WM1051220
Chlorobenzene	ND		2.0	1.0	µg/L	N/A	N/A	12/21/2005	WM1051220
Chloroethane	ND		2.0	1.0	µg/L	N/A	N/A	12/21/2005	WM1051220
Chloroform	ND		2.0	1.0	µg/L	N/A	N/A	12/21/2005	WM1051220
Chloromethane	ND		2.0	1.0	µg/L	N/A	N/A	12/21/2005	WM1051220

Detection Limit = Detection Limit for Reporting.

ND = Not Detected at or above the Detection Limit.

D/P-F = Dilution and/or Prep Factor includes sample volume adjustments.

Qual = Data Qualifier

12/22/2005 4:20:01 PM - ECUniff

Entech Analytical Labs, Inc.

3334 Victor Court , Santa Clara, CA 95054

Phone: (408) 588-0200

Fax: (408) 588-0201

Enviro Soil Tech Consultants
131 Tully Road
San Jose, CA 95111
Attn: Frank Hamed

Date Received: 12/13/2005 4:05:35 PM

Project Number: 2-00-706-SI
Project Name: 20570 Stanton Ave.

Certificate of Analysis - Data Report

Sample Collected by: Client

Lab #: 46871-001

Sample ID: STMW-1

Matrix: Liquid Sample Date: 12/12/2005 2:38 PM

EPA 5030C EPA 8260B EPA 624

Parameter	Result	Qual	D/P-F	Detection Limit	Units	Prep Date	Prep Batch	Analysis Date	EPA 8260B QC Batch
cis-1,2-Dichloroethene	ND		2.0	1.0	µg/L	N/A	N/A	12/21/2005	WM1051220
cis-1,3-Dichloropropene	ND		2.0	1.0	µg/L	N/A	N/A	12/21/2005	WM1051220
Cyclohexanone	ND		2.0	40	µg/L	N/A	N/A	12/21/2005	WM1051220
Dibromochloromethane	ND		2.0	1.0	µg/L	N/A	N/A	12/21/2005	WM1051220
Dibromomethane	ND		2.0	1.0	µg/L	N/A	N/A	12/21/2005	WM1051220
Dichlorodifluoromethane	ND		2.0	1.0	µg/L	N/A	N/A	12/21/2005	WM1051220
Diisopropyl Ether	ND		2.0	10	µg/L	N/A	N/A	12/21/2005	WM1051220
Ethyl Benzene	ND		2.0	1.0	µg/L	N/A	N/A	12/21/2005	WM1051220
Freon 113	ND		2.0	10	µg/L	N/A	N/A	12/21/2005	WM1051220
Hexachlorobutadiene	ND		2.0	10	µg/L	N/A	N/A	12/21/2005	WM1051220
Iodomethane	ND		2.0	2.0	µg/L	N/A	N/A	12/21/2005	WM1051220
Isopropanol	ND		2.0	40	µg/L	N/A	N/A	12/21/2005	WM1051220
Isopropylbenzene	ND		2.0	2.0	µg/L	N/A	N/A	12/21/2005	WM1051220
Methyl-t-butyl Ether	170		2.0	2.0	µg/L	N/A	N/A	12/21/2005	WM1051220
Methylene Chloride	ND		2.0	40	µg/L	N/A	N/A	12/21/2005	WM1051220
n-Butylbenzene	ND		2.0	10	µg/L	N/A	N/A	12/21/2005	WM1051220
n-Propylbenzene	ND		2.0	10	µg/L	N/A	N/A	12/21/2005	WM1051220
Naphthalene	ND		2.0	10	µg/L	N/A	N/A	12/21/2005	WM1051220
p-Isopropyltoluene	ND		2.0	10	µg/L	N/A	N/A	12/21/2005	WM1051220
Pentachloroethane	ND		2.0	1.0	µg/L	N/A	N/A	12/21/2005	WM1051220
sec-Butylbenzene	ND		2.0	10	µg/L	N/A	N/A	12/21/2005	WM1051220
Styrene	ND		2.0	1.0	µg/L	N/A	N/A	12/21/2005	WM1051220
tert-Amyl Methyl Ether	ND		2.0	10	µg/L	N/A	N/A	12/21/2005	WM1051220
tert-Butanol (TBA)	100		2.0	20	µg/L	N/A	N/A	12/21/2005	WM1051220
tert-Butyl Ethyl Ether	ND		2.0	10	µg/L	N/A	N/A	12/21/2005	WM1051220
tert-Butylbenzene	ND		2.0	10	µg/L	N/A	N/A	12/21/2005	WM1051220
Tetrachloroethene	ND		2.0	1.0	µg/L	N/A	N/A	12/21/2005	WM1051220
Tetrahydrofuran	ND		2.0	40	µg/L	N/A	N/A	12/21/2005	WM1051220
Toluene	7.5		2.0	1.0	µg/L	N/A	N/A	12/21/2005	WM1051220
trans-1,2-Dichloroethene	ND		2.0	1.0	µg/L	N/A	N/A	12/21/2005	WM1051220
trans-1,3-Dichloropropene	ND		2.0	1.0	µg/L	N/A	N/A	12/21/2005	WM1051220
trans-1,4-Dichloro-2-butene	ND		2.0	2.0	µg/L	N/A	N/A	12/21/2005	WM1051220
Trichloroethene	ND		2.0	1.0	µg/L	N/A	N/A	12/21/2005	WM1051220
Trichlorofluoromethane	ND		2.0	1.0	µg/L	N/A	N/A	12/21/2005	WM1051220
Vinyl Acetate	ND		2.0	10	µg/L	N/A	N/A	12/21/2005	WM1051220
Vinyl Chloride	ND		2.0	1.0	µg/L	N/A	N/A	12/21/2005	WM1051220
Xylenes, Total	3.4		2.0	1.0	µg/L	N/A	N/A	12/21/2005	WM1051220

Surrogate	Surrogate Recovery	Control Limits (%)
4-Bromofluorobenzene	91.3	70 - 130
Dibromofluoromethane	107	70 - 130
Toluene-d8	107	70 - 130

Analyzed by: XBian

Reviewed by: dba

Detection Limit = Detection Limit for Reporting.

ND = Not Detected at or above the Detection Limit.

D/P-F = Dilution and/or Prep Factor includes sample volume adjustments.

Qual = Data Qualifier

12/22/2005 4:20:01 PM - ECumid

Entech Analytical Labs, Inc.

3334 Victor Court , Santa Clara, CA 95054

Phone: (408) 588-0200

Fax: (408) 588-0201

Enviro Soil Tech Consultants
131 Tully Road
San Jose, CA 95111
Attn: Frank Hamedi

Date Received: 12/13/2005 4:05:35 PM

Project Number: 2-00-706-SI
Project Name: 20570 Stanton Ave.

Certificate of Analysis - Data Report

Sample Collected by: Client

Lab #: 46871-002

Sample ID: STMW-2

Matrix: Liquid Sample Date: 12/12/2005 3:32 PM

EPA 5030C EPA 8260B EPA 624

Parameter	Result	Qual	D/P-F	Detection Limit	Units	Prep Date	Prep Batch	Analysis Date	EPA 8260B QC Batch
1,1,1,2-Tetrachloroethane	ND		1.0	0.50	µg/L	N/A	N/A	12/21/2005	WM1051220
1,1,1-Trichloroethane	ND		1.0	0.50	µg/L	N/A	N/A	12/21/2005	WM1051220
1,1,2,2-Tetrachloroethane	ND		1.0	0.50	µg/L	N/A	N/A	12/21/2005	WM1051220
1,1,2-Trichloroethane	ND		1.0	0.50	µg/L	N/A	N/A	12/21/2005	WM1051220
1,1-Dichloroethane	ND		1.0	0.50	µg/L	N/A	N/A	12/21/2005	WM1051220
1,1-Dichloroethene	ND		1.0	0.50	µg/L	N/A	N/A	12/21/2005	WM1051220
1,1-Dichloropropene	ND		1.0	0.50	µg/L	N/A	N/A	12/21/2005	WM1051220
1,2,3-Trichlorobenzene	ND		1.0	5.0	µg/L	N/A	N/A	12/21/2005	WM1051220
1,2,3-Trichloropropane	ND		1.0	0.50	µg/L	N/A	N/A	12/21/2005	WM1051220
1,2,4-Trichlorobenzene	ND		1.0	5.0	µg/L	N/A	N/A	12/21/2005	WM1051220
1,2,4-Trimethylbenzene	ND		1.0	5.0	µg/L	N/A	N/A	12/21/2005	WM1051220
1,2-Dibromo-3-Chloropropane	ND		1.0	5.0	µg/L	N/A	N/A	12/21/2005	WM1051220
1,2-Dibromoethane (EDB)	ND		1.0	0.50	µg/L	N/A	N/A	12/21/2005	WM1051220
1,2-Dichlorobenzene	ND		1.0	0.50	µg/L	N/A	N/A	12/21/2005	WM1051220
1,2-Dichloroethane	ND		1.0	0.50	µg/L	N/A	N/A	12/21/2005	WM1051220
1,2-Dichloropropane	ND		1.0	0.50	µg/L	N/A	N/A	12/21/2005	WM1051220
1,3,5-Trimethylbenzene	ND		1.0	5.0	µg/L	N/A	N/A	12/21/2005	WM1051220
1,3-Dichlorobenzene	ND		1.0	0.50	µg/L	N/A	N/A	12/21/2005	WM1051220
1,3-Dichloropropane	ND		1.0	0.50	µg/L	N/A	N/A	12/21/2005	WM1051220
1,4-Dichlorobenzene	ND		1.0	0.50	µg/L	N/A	N/A	12/21/2005	WM1051220
1,4-Dioxane	ND		1.0	5.0	µg/L	N/A	N/A	12/21/2005	WM1051220
2,2-Dichloropropane	ND		1.0	0.50	µg/L	N/A	N/A	12/21/2005	WM1051220
2-Butanone (MEK)	ND		1.0	20	µg/L	N/A	N/A	12/21/2005	WM1051220
2-Chloroethyl-vinyl Ether	ND		1.0	5.0	µg/L	N/A	N/A	12/21/2005	WM1051220
2-Chlorotoluene	ND		1.0	5.0	µg/L	N/A	N/A	12/21/2005	WM1051220
2-Hexanone	ND		1.0	20	µg/L	N/A	N/A	12/21/2005	WM1051220
4-Chlorotoluene	ND		1.0	5.0	µg/L	N/A	N/A	12/21/2005	WM1051220
4-Methyl-2-Pentanone(MIBK)	ND		1.0	20	µg/L	N/A	N/A	12/21/2005	WM1051220
Acetone	ND		1.0	20	µg/L	N/A	N/A	12/21/2005	WM1051220
Acetonitrile	ND		1.0	5.0	µg/L	N/A	N/A	12/21/2005	WM1051220
Acrolein	ND		1.0	5.0	µg/L	N/A	N/A	12/21/2005	WM1051220
Acrylonitrile	ND		1.0	5.0	µg/L	N/A	N/A	12/21/2005	WM1051220
Benzene	2.2		1.0	0.50	µg/L	N/A	N/A	12/21/2005	WM1051220
Benzyl Chloride	ND		1.0	5.0	µg/L	N/A	N/A	12/21/2005	WM1051220
Bromobenzene	ND		1.0	0.50	µg/L	N/A	N/A	12/21/2005	WM1051220
Bromochloromethane	ND		1.0	0.50	µg/L	N/A	N/A	12/21/2005	WM1051220
Bromodichloromethane	ND		1.0	0.50	µg/L	N/A	N/A	12/21/2005	WM1051220
Bromoform	ND		1.0	0.50	µg/L	N/A	N/A	12/21/2005	WM1051220
Bromomethane	ND		1.0	0.50	µg/L	N/A	N/A	12/21/2005	WM1051220
Carbon Disulfide	ND		1.0	0.50	µg/L	N/A	N/A	12/21/2005	WM1051220
Carbon Tetrachloride	ND		1.0	0.50	µg/L	N/A	N/A	12/21/2005	WM1051220
Chlorobenzene	ND		1.0	0.50	µg/L	N/A	N/A	12/21/2005	WM1051220
Chloroethane	ND		1.0	0.50	µg/L	N/A	N/A	12/21/2005	WM1051220
Chloroform	ND		1.0	0.50	µg/L	N/A	N/A	12/21/2005	WM1051220
Chloromethane	ND		1.0	0.50	µg/L	N/A	N/A	12/21/2005	WM1051220

Detection Limit = Detection Limit for Reporting.

ND = Not Detected at or above the Detection Limit.

D/P-F = Dilution and/or Prep Factor includes sample volume adjustments.

Qual = Data Qualifier

12/22/2005 4:20:02 PM - ECunniffe

Entech Analytical Labs, Inc.

3334 Victor Court , Santa Clara, CA 95054

Phone: (408) 588-0200

Fax: (408) 588-0201

Enviro Soil Tech Consultants
131 Tully Road
San Jose, CA 95111
Attn: Frank Hamed

Date Received: 12/13/2005 4:05:35 PM

Project Number: 2-00-706-SI
Project Name: 20570 Stanton Ave.

Certificate of Analysis - Data Report

Sample Collected by: Client

Lab #: 46871-002

Sample ID: STMW-2

Matrix: Liquid Sample Date: 12/12/2005 3:32 PM

EPA 5030C EPA 8260B EPA 624

Parameter	Result	Qual	D/P-F	Detection Limit	Units	Prep Date	Prep Batch	Analysis Date	EPA 8260B QC Batch
cis-1,2-Dichloroethene	ND		1.0	0.50	µg/L	N/A	N/A	12/21/2005	WM1051220
cis-1,3-Dichloropropene	ND		1.0	0.50	µg/L	N/A	N/A	12/21/2005	WM1051220
Cyclohexanone	ND		1.0	20	µg/L	N/A	N/A	12/21/2005	WM1051220
Dibromochloromethane	ND		1.0	0.50	µg/L	N/A	N/A	12/21/2005	WM1051220
Dibromomethane	ND		1.0	0.50	µg/L	N/A	N/A	12/21/2005	WM1051220
Dichlorodifluoromethane	ND		1.0	0.50	µg/L	N/A	N/A	12/21/2005	WM1051220
Diisopropyl Ether	ND		1.0	5.0	µg/L	N/A	N/A	12/21/2005	WM1051220
Ethyl Benzene	0.60		1.0	0.50	µg/L	N/A	N/A	12/21/2005	WM1051220
Freon 113	ND		1.0	5.0	µg/L	N/A	N/A	12/21/2005	WM1051220
Hexachlorobutadiene	ND		1.0	5.0	µg/L	N/A	N/A	12/21/2005	WM1051220
Iodomethane	ND		1.0	1.0	µg/L	N/A	N/A	12/21/2005	WM1051220
Isopropanol	ND		1.0	20	µg/L	N/A	N/A	12/21/2005	WM1051220
Isopropylbenzene	ND		1.0	1.0	µg/L	N/A	N/A	12/21/2005	WM1051220
Methyl-t-butyl Ether	23		1.0	1.0	µg/L	N/A	N/A	12/21/2005	WM1051220
Methylene Chloride	ND		1.0	20	µg/L	N/A	N/A	12/21/2005	WM1051220
n-Butylbenzene	ND		1.0	5.0	µg/L	N/A	N/A	12/21/2005	WM1051220
n-Propylbenzene	ND		1.0	5.0	µg/L	N/A	N/A	12/21/2005	WM1051220
Naphthalene	ND		1.0	5.0	µg/L	N/A	N/A	12/21/2005	WM1051220
p-Isopropyltoluene	ND		1.0	5.0	µg/L	N/A	N/A	12/21/2005	WM1051220
Pentachloroethane	ND		1.0	0.50	µg/L	N/A	N/A	12/21/2005	WM1051220
sec-Butylbenzene	ND		1.0	5.0	µg/L	N/A	N/A	12/21/2005	WM1051220
Styrene	ND		1.0	0.50	µg/L	N/A	N/A	12/21/2005	WM1051220
tert-Amyl Methyl Ether	ND		1.0	5.0	µg/L	N/A	N/A	12/21/2005	WM1051220
tert-Butanol (TBA)	22		1.0	10	µg/L	N/A	N/A	12/21/2005	WM1051220
tert-Butyl Ethyl Ether	ND		1.0	5.0	µg/L	N/A	N/A	12/21/2005	WM1051220
tert-Butylbenzene	ND		1.0	5.0	µg/L	N/A	N/A	12/21/2005	WM1051220
Tetrachloroethene	ND		1.0	0.50	µg/L	N/A	N/A	12/21/2005	WM1051220
Tetrahydrofuran	ND		1.0	20	µg/L	N/A	N/A	12/21/2005	WM1051220
Toluene	ND		1.0	0.50	µg/L	N/A	N/A	12/21/2005	WM1051220
trans-1,2-Dichloroethene	ND		1.0	0.50	µg/L	N/A	N/A	12/21/2005	WM1051220
trans-1,3-Dichloropropene	ND		1.0	0.50	µg/L	N/A	N/A	12/21/2005	WM1051220
trans-1,4-Dichloro-2-butene	ND		1.0	1.0	µg/L	N/A	N/A	12/21/2005	WM1051220
Trichloroethene	ND		1.0	0.50	µg/L	N/A	N/A	12/21/2005	WM1051220
Trichlorofluoromethane	ND		1.0	0.50	µg/L	N/A	N/A	12/21/2005	WM1051220
Vinyl Acetate	ND		1.0	5.0	µg/L	N/A	N/A	12/21/2005	WM1051220
Vinyl Chloride	ND		1.0	0.50	µg/L	N/A	N/A	12/21/2005	WM1051220
Xylenes, Total	ND		1.0	0.50	µg/L	N/A	N/A	12/21/2005	WM1051220
Surrogate	Surrogate Recovery		Control Limits (%)					Analyzed by: XBian	
4-Bromofluorobenzene	89.0		70 - 130					Reviewed by: dba	
Dibromofluoromethane	109		70 - 130						
Toluene-d8	105		70 - 130						

Detection Limit = Detection Limit for Reporting.

ND = Not Detected at or above the Detection Limit.

D/P-F = Dilution and/or Prep Factor includes sample volume adjustments.

Qual = Data Qualifier

12/22/2005 4:20:02 PM - ECunniffe

Entech Analytical Labs, Inc.

3334 Victor Court , Santa Clara, CA 95054

Phone: (408) 588-0200

Fax: (408) 588-0201

Enviro Soil Tech Consultants
131 Tully Road
San Jose, CA 95111
Attn: Frank Hamed

Date Received: 12/13/2005 4:05:35 PM

Project Number: 2-00-706-SI

Project Name: 20570 Stanton Ave.

Certificate of Analysis - Data Report

Sample Collected by: Client

Lab #: 46871-003

Sample ID: STMW-3

Matrix: Liquid Sample Date: 12/12/2005 4:43 PM

EPA 5030C EPA 8260B EPA 624

EPA 8260B

Parameter	Result	Qual	D/P-F	Detection Limit	Units	Prep Date	Prep Batch	Analysis Date	QC Batch
1,1,1,2-Tetrachloroethane	ND		1.0	0.50	µg/L	N/A	N/A	12/20/2005	WM1051220
1,1,1-Trichloroethane	ND		1.0	0.50	µg/L	N/A	N/A	12/20/2005	WM1051220
1,1,2,2-Tetrachloroethane	ND		1.0	0.50	µg/L	N/A	N/A	12/20/2005	WM1051220
1,1,2-Trichloroethane	ND		1.0	0.50	µg/L	N/A	N/A	12/20/2005	WM1051220
1,1-Dichloroethane	ND		1.0	0.50	µg/L	N/A	N/A	12/20/2005	WM1051220
1,1-Dichloroethene	ND		1.0	0.50	µg/L	N/A	N/A	12/20/2005	WM1051220
1,1-Dichloropropene	ND		1.0	0.50	µg/L	N/A	N/A	12/20/2005	WM1051220
1,2,3-Trichlorobenzene	ND		1.0	5.0	µg/L	N/A	N/A	12/20/2005	WM1051220
1,2,3-Trichloropropane	ND		1.0	0.50	µg/L	N/A	N/A	12/20/2005	WM1051220
1,2,4-Trichlorobenzene	ND		1.0	5.0	µg/L	N/A	N/A	12/20/2005	WM1051220
1,2,4-Trimethylbenzene	ND		1.0	5.0	µg/L	N/A	N/A	12/20/2005	WM1051220
1,2-Dibromo-3-Chloropropane	ND		1.0	5.0	µg/L	N/A	N/A	12/20/2005	WM1051220
1,2-Dibromoethane (EDB)	ND		1.0	0.50	µg/L	N/A	N/A	12/20/2005	WM1051220
1,2-Dichlorobenzene	ND		1.0	0.50	µg/L	N/A	N/A	12/20/2005	WM1051220
1,2-Dichloroethane	ND		1.0	0.50	µg/L	N/A	N/A	12/20/2005	WM1051220
1,2-Dichloropropane	ND		1.0	0.50	µg/L	N/A	N/A	12/20/2005	WM1051220
1,3,5-Trimethylbenzene	ND		1.0	5.0	µg/L	N/A	N/A	12/20/2005	WM1051220
1,3-Dichlorobenzene	ND		1.0	0.50	µg/L	N/A	N/A	12/20/2005	WM1051220
1,3-Dichloropropane	ND		1.0	0.50	µg/L	N/A	N/A	12/20/2005	WM1051220
1,4-Dichlorobenzene	ND		1.0	0.50	µg/L	N/A	N/A	12/20/2005	WM1051220
1,4-Dioxane	ND		1.0	50	µg/L	N/A	N/A	12/20/2005	WM1051220
2,2-Dichloropropane	ND		1.0	0.50	µg/L	N/A	N/A	12/20/2005	WM1051220
2-Butanone (MEK)	ND		1.0	20	µg/L	N/A	N/A	12/20/2005	WM1051220
2-Chloroethyl-vinyl Ether	ND		1.0	5.0	µg/L	N/A	N/A	12/20/2005	WM1051220
2-Chlorotoluene	ND		1.0	5.0	µg/L	N/A	N/A	12/20/2005	WM1051220
2-Hexanone	ND		1.0	20	µg/L	N/A	N/A	12/20/2005	WM1051220
4-Chlorotoluene	ND		1.0	5.0	µg/L	N/A	N/A	12/20/2005	WM1051220
4-Methyl-2-Pentanone(MIBK)	ND		1.0	20	µg/L	N/A	N/A	12/20/2005	WM1051220
Acetone	ND		1.0	20	µg/L	N/A	N/A	12/20/2005	WM1051220
Acetonitrile	ND		1.0	5.0	µg/L	N/A	N/A	12/20/2005	WM1051220
Acrolein	ND		1.0	5.0	µg/L	N/A	N/A	12/20/2005	WM1051220
Acrylonitrile	ND		1.0	5.0	µg/L	N/A	N/A	12/20/2005	WM1051220
Benzene	ND		1.0	0.50	µg/L	N/A	N/A	12/20/2005	WM1051220
Benzyl Chloride	ND		1.0	5.0	µg/L	N/A	N/A	12/20/2005	WM1051220
Bromobenzene	ND		1.0	0.50	µg/L	N/A	N/A	12/20/2005	WM1051220
Bromochloromethane	ND		1.0	0.50	µg/L	N/A	N/A	12/20/2005	WM1051220
Bromodichloromethane	ND		1.0	0.50	µg/L	N/A	N/A	12/20/2005	WM1051220
Bromoform	ND		1.0	0.50	µg/L	N/A	N/A	12/20/2005	WM1051220
Bromomethane	ND		1.0	0.50	µg/L	N/A	N/A	12/20/2005	WM1051220
Carbon Disulfide	ND		1.0	0.50	µg/L	N/A	N/A	12/20/2005	WM1051220
Carbon Tetrachloride	ND		1.0	0.50	µg/L	N/A	N/A	12/20/2005	WM1051220
Chlorobenzene	ND		1.0	0.50	µg/L	N/A	N/A	12/20/2005	WM1051220
Chloroethane	ND		1.0	0.50	µg/L	N/A	N/A	12/20/2005	WM1051220
Chloroform	ND		1.0	0.50	µg/L	N/A	N/A	12/20/2005	WM1051220
Chloromethane	ND		1.0	0.50	µg/L	N/A	N/A	12/20/2005	WM1051220

Detection Limit = Detection Limit for Reporting.

ND = Not Detected at or above the Detection Limit.

D/P-F = Dilution and/or Prep Factor includes sample volume adjustments.

Qual = Data Qualifier

12/22/2005 4:20:02 PM - ECanniffe

Entech Analytical Labs, Inc.

3334 Victor Court , Santa Clara, CA 95054

Phone: (408) 588-0200

Fax: (408) 588-0201

Enviro Soil Tech Consultants
131 Tully Road
San Jose, CA 95111
Attn: Frank Hamedi

Date Received: 12/13/2005 4:05:35 PM

Project Number: 2-00-706-SI
Project Name: 20570 Stanton Ave.

Certificate of Analysis - Data Report

Sample Collected by: Client

Lab #: 46871-003

Sample ID: STMW-3

Matrix: Liquid

Sample Date: 12/12/2005 4:43 PM

EPA 5030C EPA 8260B EPA 624

EPA 8260B

Parameter	Result	Qual	D/P-F	Detection Limit	Units	Prep Date	Prep Batch	Analysis Date	QC Batch
cis-1,2-Dichloroethene	ND		1.0	0.50	µg/L	N/A	N/A	12/20/2005	WM1051220
cis-1,3-Dichloropropene	ND		1.0	0.50	µg/L	N/A	N/A	12/20/2005	WM1051220
Cyclohexanone	ND		1.0	20	µg/L	N/A	N/A	12/20/2005	WM1051220
Dibromochloromethane	ND		1.0	0.50	µg/L	N/A	N/A	12/20/2005	WM1051220
Dibromomethane	ND		1.0	0.50	µg/L	N/A	N/A	12/20/2005	WM1051220
Dichlorodifluoromethane	ND		1.0	0.50	µg/L	N/A	N/A	12/20/2005	WM1051220
Diisopropyl Ether	ND		1.0	5.0	µg/L	N/A	N/A	12/20/2005	WM1051220
Ethyl Benzene	ND		1.0	0.50	µg/L	N/A	N/A	12/20/2005	WM1051220
Freon 113	ND		1.0	5.0	µg/L	N/A	N/A	12/20/2005	WM1051220
Hexachlorobutadiene	ND		1.0	5.0	µg/L	N/A	N/A	12/20/2005	WM1051220
Iodomethane	ND		1.0	1.0	µg/L	N/A	N/A	12/20/2005	WM1051220
Isopropanol	ND		1.0	20	µg/L	N/A	N/A	12/20/2005	WM1051220
Isopropylbenzene	ND		1.0	1.0	µg/L	N/A	N/A	12/20/2005	WM1051220
Methyl-t-butyl Ether	ND		1.0	1.0	µg/L	N/A	N/A	12/20/2005	WM1051220
Methylene Chloride	ND		1.0	20	µg/L	N/A	N/A	12/20/2005	WM1051220
n-Butylbenzene	ND		1.0	5.0	µg/L	N/A	N/A	12/20/2005	WM1051220
n-Propylbenzene	ND		1.0	5.0	µg/L	N/A	N/A	12/20/2005	WM1051220
Naphthalene	ND		1.0	5.0	µg/L	N/A	N/A	12/20/2005	WM1051220
p-Isopropyltoluene	ND		1.0	5.0	µg/L	N/A	N/A	12/20/2005	WM1051220
Pentachloroethane	ND		1.0	0.50	µg/L	N/A	N/A	12/20/2005	WM1051220
sec-Butylbenzene	ND		1.0	5.0	µg/L	N/A	N/A	12/20/2005	WM1051220
Styrene	ND		1.0	0.50	µg/L	N/A	N/A	12/20/2005	WM1051220
tert-Amyl Methyl Ether	ND		1.0	5.0	µg/L	N/A	N/A	12/20/2005	WM1051220
tert-Butanol (TBA)	ND		1.0	10	µg/L	N/A	N/A	12/20/2005	WM1051220
tert-Butyl Ethyl Ether	ND		1.0	5.0	µg/L	N/A	N/A	12/20/2005	WM1051220
tert-Butylbenzene	ND		1.0	5.0	µg/L	N/A	N/A	12/20/2005	WM1051220
Tetrachloroethene	ND		1.0	0.50	µg/L	N/A	N/A	12/20/2005	WM1051220
Tetrahydrofuran	ND		1.0	20	µg/L	N/A	N/A	12/20/2005	WM1051220
Toluene	ND		1.0	0.50	µg/L	N/A	N/A	12/20/2005	WM1051220
trans-1,2-Dichloroethene	ND		1.0	0.50	µg/L	N/A	N/A	12/20/2005	WM1051220
trans-1,3-Dichloropropene	ND		1.0	0.50	µg/L	N/A	N/A	12/20/2005	WM1051220
trans-1,4-Dichloro-2-butene	ND		1.0	1.0	µg/L	N/A	N/A	12/20/2005	WM1051220
Trichloroethene	ND		1.0	0.50	µg/L	N/A	N/A	12/20/2005	WM1051220
Trichlorofluoromethane	ND		1.0	0.50	µg/L	N/A	N/A	12/20/2005	WM1051220
Vinyl Acetate	ND		1.0	5.0	µg/L	N/A	N/A	12/20/2005	WM1051220
Vinyl Chloride	ND		1.0	0.50	µg/L	N/A	N/A	12/20/2005	WM1051220
Xylenes, Total	ND		1.0	0.50	µg/L	N/A	N/A	12/20/2005	WM1051220

Surrogate	Surrogate Recovery	Control Limits (%)
4-Bromofluorobenzene	92.8	70 - 130
Dibromofluoromethane	117	70 - 130
Toluene-d8	105	70 - 130

Analyzed by: XBian

Reviewed by: dba

Detection Limit = Detection Limit for Reporting.

ND = Not Detected at or above the Detection Limit.

D/P-F = Dilution and/or Prep Factor includes sample volume adjustments.

Qual = Data Qualifier

12/22/2005 4:20:02 PM - ECunniff

Entech Analytical Labs, Inc.

3334 Victor Court , Santa Clara, CA 95054 Phone: (408) 588-0200 Fax: (408) 588-0201

Method Blank - Liquid - EPA 8260B - EPA 8260B

QC Batch ID: WM1051220

Validated by: dba - 12/22/05

QC Batch Analysis Date: 12/20/2005

Parameter	Result	DF	PQLR	Units
1,1,1,2-Tetrachloroethane	ND	1	0.50	µg/L
1,1,1-Trichloroethane	ND	1	0.50	µg/L
1,1,2,2-Tetrachloroethane	ND	1	0.50	µg/L
1,1,2-Trichloroethane	ND	1	0.50	µg/L
1,1-Dichloroethane	ND	1	0.50	µg/L
1,1-Dichloroethene	ND	1	0.50	µg/L
1,1-Dichloropropene	ND	1	0.50	µg/L
1,2,3-Trichlorobenzene	ND	1	5.0	µg/L
1,2,3-Trichloropropane	ND	1	0.50	µg/L
1,2,4-Trichlorobenzene	ND	1	5.0	µg/L
1,2,4-Trimethylbenzene	ND	1	5.0	µg/L
1,2-Dibromo-3-Chloropropane	ND	1	5.0	µg/L
1,2-Dibromoethane (EDB)	ND	1	0.50	µg/L
1,2-Dichlorobenzene	ND	1	0.50	µg/L
1,2-Dichloroethane	ND	1	0.50	µg/L
1,2-Dichloropropane	ND	1	0.50	µg/L
1,3,5-Trimethylbenzene	ND	1	5.0	µg/L
1,3-Dichlorobenzene	ND	1	0.50	µg/L
1,3-Dichloropropane	ND	1	0.50	µg/L
1,4-Dichlorobenzene	ND	1	0.50	µg/L
1,4-Dioxane	ND	1	50	µg/L
2,2-Dichloropropane	ND	1	0.50	µg/L
2-Butanone (MEK)	ND	1	20	µg/L
2-Chloroethyl-vinyl Ether	ND	1	5.0	µg/L
2-Chlorotoluene	ND	1	5.0	µg/L
2-Hexanone	ND	1	20	µg/L
4-Chlorotoluene	ND	1	5.0	µg/L
4-Methyl-2-Pentanone(MIBK)	ND	1	20	µg/L
Acetone	ND	1	20	µg/L
Acetonitrile	ND	1	5.0	µg/L
Acrolein	ND	1	5.0	µg/L
Acrylonitrile	ND	1	5.0	µg/L
Benzene	ND	1	0.50	µg/L
Benzyl Chloride	ND	1	5.0	µg/L
Bromobenzene	ND	1	0.50	µg/L
Bromochloromethane	ND	1	0.50	µg/L
Bromodichloromethane	ND	1	0.50	µg/L
Bromoform	ND	1	0.50	µg/L
Bromomethane	ND	1	0.50	µg/L
Carbon Disulfide	ND	1	0.50	µg/L
Carbon Tetrachloride	ND	1	0.50	µg/L
Chlorobenzene	ND	1	0.50	µg/L
Chloroethane	ND	1	0.50	µg/L
Chloroform	ND	1	0.50	µg/L
Chloromethane	ND	1	0.50	µg/L
cis-1,2-Dichloroethene	ND	1	0.50	µg/L
cis-1,3-Dichloropropene	ND	1	0.50	µg/L
Cyclohexanone	ND	1	20	µg/L
Dibromochloromethane	ND	1	0.50	µg/L
Dibromomethane	ND	1	0.50	µg/L

Entech Analytical Labs, Inc.

3334 Victor Court , Santa Clara, CA 95054 Phone: (408) 588-0200 Fax: (408) 588-0201

Method Blank - Liquid - EPA 8260B - EPA 8260B

QC Batch ID: WM1051220

Validated by: dba - 12/22/05

QC Batch Analysis Date: 12/20/2005

Parameter	Result	DF	PQLR	Units
Dichlorodifluoromethane	ND	1	0.50	µg/L
Diisopropyl Ether	ND	1	5.0	µg/L
Ethyl Benzene	ND	1	0.50	µg/L
Freon 113	ND	1	5.0	µg/L
Hexachlorobutadiene	ND	1	5.0	µg/L
Iodomethane	ND	1	1.0	µg/L
Isopropanol	ND	1	20	µg/L
Isopropylbenzene	ND	1	1.0	µg/L
Methylene Chloride	ND	1	20	µg/L
Methyl-t-butyl Ether	ND	1	1.0	µg/L
Naphthalene	ND	1	5.0	µg/L
n-Butylbenzene	ND	1	5.0	µg/L
n-Propylbenzene	ND	1	5.0	µg/L
Pentachloroethane	ND	1	0.50	µg/L
p-Isopropyltoluene	ND	1	5.0	µg/L
sec-Butylbenzene	ND	1	5.0	µg/L
Styrene	ND	1	0.50	µg/L
tert-Amyl Methyl Ether	ND	1	5.0	µg/L
tert-Butanol (TBA)	ND	1	10	µg/L
tert-Butyl Ethyl Ether	ND	1	5.0	µg/L
tert-Butylbenzene	ND	1	5.0	µg/L
Tetrachloroethene	ND	1	0.50	µg/L
Tetrahydrofuran	ND	1	20	µg/L
Toluene	ND	1	0.50	µg/L
trans-1,2-Dichloroethene	ND	1	0.50	µg/L
trans-1,3-Dichloropropene	ND	1	0.50	µg/L
trans-1,4-Dichloro-2-butene	ND	1	1.0	µg/L
Trichloroethene	ND	1	0.50	µg/L
Trichlorofluoromethane	ND	1	0.50	µg/L
Vinyl Acetate	ND	1	5.0	µg/L
Vinyl Chloride	ND	1	0.50	µg/L
Xylenes, Total	ND	1	0.50	µg/L

Surrogate for Blank	% Recovery	Control Limits
4-Bromofluorobenzene	93.4	70 - 125
Dibromofluoromethane	108	70 - 125
Toluene-d8	106	70 - 125

Entech Analytical Labs, Inc.

3334 Victor Court , Santa Clara, CA 95054 Phone: (408) 588-0200 Fax: (408) 588-0201

Laboratory Control Sample / Duplicate - Liquid - EPA 8260B - EPA 8260B

QC Batch ID: WM1051220

Reviewed by: dba - 12/22/05

QC Batch ID Analysis Date: 12/20/2005

LCS

Parameter	Method Blank	Spike Amt	SpikeResult	Units	% Recovery	Recovery Limits
1,1-Dichloroethene	<0.50	20	17.9	µg/L	89.5	70 - 130
Benzene	<0.50	20	20.2	µg/L	101	70 - 130
Chlorobenzene	<0.50	20	20.7	µg/L	104	70 - 130
Methyl-t-butyl Ether	<1.0	20	18.3	µg/L	91.5	70 - 130
Toluene	<0.50	20	21.5	µg/L	108	70 - 130
Trichloroethene	<0.50	20	20.7	µg/L	104	70 - 130

Surrogate	% Recovery	Control Limits
4-Bromofluorobenzene	90.1	70 - 130
Dibromofluoromethane	109	70 - 130
Toluene-d8	101	70 - 130

LCSD

Parameter	Method Blank	Spike Amt	SpikeResult	Units	% Recovery	RPD	RPD Limits	Recovery Limits
1,1-Dichloroethene	<0.50	20	17.6	µg/L	88.0	1.7	25.0	70 - 130
Benzene	<0.50	20	19.5	µg/L	97.5	3.6	25.0	70 - 130
Chlorobenzene	<0.50	20	19.8	µg/L	99.0	4.4	25.0	70 - 130
Methyl-t-butyl Ether	<1.0	20	19.0	µg/L	95.0	3.8	25.0	70 - 130
Toluene	<0.50	20	20.3	µg/L	102	6.7	25.0	70 - 130
Trichloroethene	<0.50	20	20.1	µg/L	100	2.9	25.0	70 - 130

Surrogate	% Recovery	Control Limits
4-Bromofluorobenzene	90.7	70 - 130
Dibromofluoromethane	108	70 - 130
Toluene-d8	101	70 - 130

Entech Analytical Labs, Inc.

3334 Victor Court , Santa Clara, CA 95054 Phone: (408) 588-0200 Fax: (408) 588-0201

Matrix Spike / Matrix Spike Duplicate - Liquid - EPA 8260B - EPA 8260B

QC Batch ID: WM1051220

Reviewed by: dba - 12/22/05

QC Batch ID Analysis Date: 12/20/2005

MS Sample Spiked: 46841-002

Parameter	Sample Result	Spike Amount	Spike Result	Units	Analysis Date	% Recovery	Recovery Limits
1,1-Dichloroethene	ND	20	18.6	µg/L	12/20/2005	93.0	70 - 130
Benzene	ND	20	20.8	µg/L	12/20/2005	104	70 - 130
Chlorobenzene	ND	20	19.9	µg/L	12/20/2005	99.5	70 - 130
Methyl-t-butyl Ether	ND	20	19.9	µg/L	12/20/2005	99.5	70 - 130
Toluene	ND	20	21.7	µg/L	12/20/2005	108	70 - 130
Trichloroethene	ND	20	19.9	µg/L	12/20/2005	99.5	70 - 130

Surrogate	% Recovery	Control Limits
4-Bromofluorobenzene	88.8	70 - 130
Dibromofluoromethane	115	70 - 130
Toluene-d8	106	70 - 130

MSD Sample Spiked: 46841-002

Parameter	Sample Result	Spike Amount	Spike Result	Units	Analysis Date	% Recovery	RPD	RPD Limits	Recovery Limits
1,1-Dichloroethene	ND	20	18.5	µg/L	12/20/2005	92.5	0.54	25.0	70 - 130
Benzene	ND	20	20.9	µg/L	12/20/2005	104	0.48	25.0	70 - 130
Chlorobenzene	ND	20	22.9	µg/L	12/20/2005	114	14	25.0	70 - 130
Methyl-t-butyl Ether	ND	20	19.3	µg/L	12/20/2005	96.5	3.1	25.0	70 - 130
Toluene	ND	20	22.8	µg/L	12/20/2005	114	4.9	25.0	70 - 130
Trichloroethene	ND	20	21.1	µg/L	12/20/2005	106	5.9	25.0	70 - 130

Surrogate	% Recovery	Control Limits
4-Bromofluorobenzene	89.5	70 - 130
Dibromofluoromethane	110	70 - 130
Toluene-d8	105	70 - 130

Entech Analytical Labs, Inc.

3334 Victor Court , Santa Clara, CA 95054 Phone: (408) 588-0200 Fax: (408) 588-0201

Method Blank - Liquid - EPA 8015 MOD. (Purgeable) - TPH as Gasoline

QC Batch ID: WGC051220

Validated by: dba - 12/22/05

QC Batch Analysis Date: 12/20/2005

Parameter	Result	DF	PQLR	Units
TPH as Gasoline	ND	1	50	µg/L

Surrogate for Blank	% Recovery	Control Limits
4-Bromofluorobenzene	102	65 - 135

Laboratory Control Sample / Duplicate - Liquid - EPA 8015 MOD. (Purgeable) - TPH as Gasoline

QC Batch ID: WGC051220

Reviewed by: dba - 12/22/05

QC Batch ID Analysis Date: 12/20/2005

LCS

Parameter	Method Blank	Spike Amt	SpikeResult	Units	% Recovery	Recovery Limits
TPH as Gasoline	<50	120	109	µg/L	87.2	65 - 135

Surrogate	% Recovery	Control Limits
4-Bromofluorobenzene	104	65 - 135

LCSD

Parameter	Method Blank	Spike Amt	SpikeResult	Units	% Recovery	RPD	RPD Limits	Recovery Limits
TPH as Gasoline	<50	120	110	µg/L	88.0	0.91	25.0	65 - 135

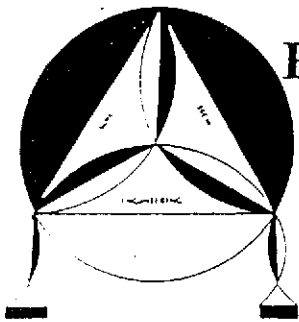
Surrogate	% Recovery	Control Limits
4-Bromofluorobenzene	122	65 - 135

File No. 2-00-706-ST

A P P E N D I X "F"

FIELD NOTES

ENVIRO SOIL TECH CONSULTANTS



ENVIRO SOIL TECH CONSULTANTS

Environmental & Geotechnical Consultants

131 TULLY ROAD, SAN JOSE, CALIFORNIA 95111

Tel: (408) 297-1500

Fax: (408) 292-2116

FILE NO.: 2-00-706-ST

WELL NO.: SIMW-1

DATE: 12-12-05

SAMPLER: Richard Mundy

DEPTH TO WELL: _____

1 WELL VOLUME: 2.9

DEPTH TO WATER: 5th 32

5 WELL VOLUME: 14.5

HEIGHT OF WATER COLUMN: _____

ACTUAL PURGED VOLUME: 9

CASING DIAMETER: _____ 2" _____ 4"

CALCULATIONS:

2" - x 0.1632 17.68

4" - 0.653 _____

PURGE METHOD: _____ BAILER DISPLACEMENT PUMP _____ OTHER

SAMPLE METHOD: BAILER _____ OTHER

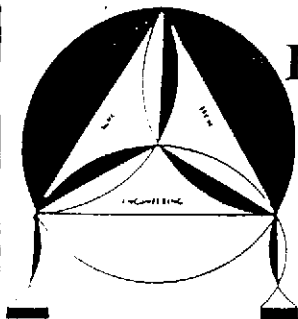
SHEEN: ~~NO~~ YES, DESCRIBE: Rainbow

ODOR: _____ NO YES, DESCRIBE: SEWAGE

FIELD MEASUREMENTS

<u>TIME</u>	<u>VOLUME</u>	<u>pH</u>	<u>TEMP.</u>	<u>E.C.</u>
_____	<u>3 GAL</u>	<u>6.16</u>	<u>19.7</u>	<u>429</u>
_____	<u>6 GAL</u>	<u>6.15</u>	<u>19.0</u>	<u>411</u>
_____	<u>9 GAL</u>	<u>6.14</u>	<u>19.6</u>	<u>436</u>
_____	_____	_____	_____	_____
_____	_____	_____	_____	_____

5th 148



ENVIRO SOIL TECH CONSULTANTS

Environmental & Geotechnical Consultants

131 TULLY ROAD, SAN JOSE, CALIFORNIA 95111

Tel: (408) 297-1500

Fax: (408) 292-2116

FILE NO.: 2-00-706-ST

WELL NO.: S1mu-2

DATE: 12-12-05

SAMPLER: Retriev Munk

DEPTH TO WELL: _____

1 WELL VOLUME: 2.5

DEPTH TO WATER: 6^m .68

5 WELL VOLUME: 12.5

HEIGHT OF WATER COLUMN: _____

ACTUAL PURGED VOLUME: 9

CASING DIAMETER: ✓ 2"

4"

CALCULATIONS:

2" - x 0.1632

15.32

4" - 0.653

PURGE METHOD: _____ BAILER DISPLACEMENT PUMP _____ OTHER

SAMPLE METHOD: BAILER _____ OTHER

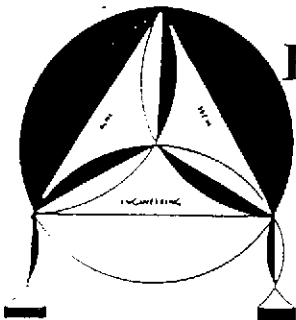
SHEEN: NO _____ YES, DESCRIBE: _____

ODOR: _____ NO YES, DESCRIBE: SEWAGE

FIELD MEASUREMENTS

<u>TIME</u>	<u>VOLUME</u>	<u>pH</u>	<u>TEMP.</u>	<u>E.C.</u>
	<u>3 GAL</u>	<u>7.71</u>	<u>21.2</u>	<u>286</u>
	<u>6 GAL</u>	<u>7.68</u>	<u>21.4</u>	<u>548</u>
	<u>9 GAL</u>	<u>7.70</u>	<u>21.5</u>	<u>690</u>

7th 104



ENVIRO SOIL TECH CONSULTANTS

Environmental & Geotechnical Consultants

131 TULLY ROAD, SAN JOSE, CALIFORNIA 95111

Tel: (408) 297-1500

Fax: (408) 292-2116

FILE NO.: 2000-706-ST

WELL NO.: STWU-3

DATE: 12-12-00

SAMPLER: Richard Menly

DEPTH TO WELL: _____

1 WELL VOLUME: 2.6

DEPTH TO WATER: 6 FT, 26

5 WELL VOLUME: 13

HEIGHT OF WATER COLUMN: _____

ACTUAL PURGED VOLUME: 9

CASING DIAMETER: ✓ 2" _____ 4"

CALCULATIONS:

2" - x 0.1632 15.74

4" - 0.653 _____

PURGE METHOD: _____ BAILER DISPLACEMENT PUMP _____ OTHER

SAMPLE METHOD: BAILER _____ OTHER

SHEEN: NO _____ YES, DESCRIBE: _____

ODOR: NO _____ YES, DESCRIBE: _____

FIELD MEASUREMENTS

TIME	VOLUME	pH	TEMP.	E.C.
	3 GAL	7.90	20.1	1309
	6 GAL	7.81	19.9	1439
	9 GAL	7.86	20.2	1733

6 FT 1.58