



STMS
1630
DH

IT Corporation

4005 Port Chicago Highway
Concord, CA 94520-1120

Tel. 925.288.9898
Fax. 925.288.0888

ENVIRONMENTAL
PROTECTION
A Member of The IT Group

COPIED FEB 14 AM 9:20

Transmittal Letter

Date: February 11, 2000

To: Ms. Juliet Shin.

Company: Alameda County Health Care Services Agency, EHS Dept.

Address: 1131 Harbor Bay Parkway, Suite 250

City: Alameda State/Zip: CA 94502-6577

We are sending via:

- Courier
 U.S. Mail
 UPS
 Overnight Mail
 Other _____

The following:

- Report
 Shop Drawings
 Samples
 Proposal
 Specifications
 Other _____

Transmitted as checked:

- Approved
 For Approval
 Approved as Noted
 For Correction
 For Your Use
 As Requested
 For Comments
 For Your Records
 For Distribution

Comments.

Ms. Shin-

Enclosed please find the Soil and Groundwater Assessment Report dated February 9, 2000 regarding Sears Auto Center No 1039, located at 1911 Telegraph Avenue in Oakland, CA. If you have any questions, please don't hesitate to contact me at (925) 288-9898.

Sincerely,

IT Corporation

David A. Bero FOR

David A. Bero

West Zone Project Manager

c: Scott DeMuth, Mgr – Environmental Technical Services; Sears, Roebuck and Co., Hoffman Estates, IL
Russ Zora, IT Central Files, Overland Park, KS
Project Files



IT Corporation

4005 Port Chicago Highway
Concord, CA 94520-1120
Tel. 925.288.0898
Fax. 925.288.0888

A Member of The IT Group

570 1630
DH

May 3, 2000

Ms. Juliet Schin
Hazardous Materials Specialist
Alameda County, Health Care Services Agency
Environmental Health Services Dept.
1131 Harbor Bay Parkway, Suite 250
Alameda, CA 94502-6577

Subject: First Quarter 2000, Groundwater Monitoring and Sampling Report
Sears Auto Center No. 1039, 1901-1911 Telegraph Avenue, Oakland, California
IT Corporation Project 1176601

Dear Ms. Schin:

On behalf of Sears, Roebuck and Co., IT Corporation presents the quarterly groundwater monitoring and sampling data collected from the above referenced site on February 1, 2000. Nine groundwater monitoring wells were gauged to determine depth to groundwater and to check for the presence of separate-phase petroleum hydrocarbons. Separate-phase hydrocarbons were not detected in any of the monitoring wells. A potentiometric surface map is provided in Attachment 1, Figure 1. A summary of historical groundwater elevation data is provided in Attachment 2, Table 1.

After measuring depth to water, all monitoring wells were purged and sampled. Field data sheets and groundwater monitoring and sample collection protocol are provided in Attachment 3. The groundwater samples were analyzed for total petroleum hydrocarbons as gasoline (TPH-g), methyl tert-butyl ether (MTBE) and dissolved benzene, toluene, ethylbenzene and total xylenes (BTEX) using EPA Method 8260 and GC/MS Combination, and for purgeable halocarbons using EPA Method 8260. Groundwater samples from wells MW-4 and MW-6 were additionally analyzed for total oil and grease by EPA Method 413.2.

Static groundwater levels for the first quarter 2000 ranged from 75.84 to 78.32 feet above mean sea level (an average of 16.20 feet below top of casing). Groundwater elevations have increased by an average of 0.14 foot since fourth quarter (November 4, 1999). The apparent groundwater flow is to the east at an average hydraulic gradient of 0.01 foot per foot, and is similar to previous quarterly data.

Results of quarterly sampling indicated detectable concentrations of dissolved petroleum hydrocarbons in monitoring wells MW-2, MW-4, MW-5, and MW-7, with highest concentrations of TPH-g and benzene in MW-7. MTBE was detected in the samples collected from wells MW-7 and MW-9 at concentrations of 6.6 and 3.0 micrograms per liter, respectively. All monitoring wells

contained detectable concentrations of some halogenated volatile organics: 1,2-dichloroethane (1,2-DCA), cis-1,2-dichloroethene, tetrachloroethene (PCE), trichloroethene (TCE), and/or methylene chloride. These chemicals are not typically found in gasoline or new/used motor oil. A summary of the groundwater analytical results is provided in Attachment 2, Table 2. A distribution map of dissolved benzene, TPH-g, and MTBE concentrations is provided in Attachment 1, Figure 2.

Hydrographs and detectable concentrations versus time data are illustrated in Graphs 1 through 7 (Attachment 4). Petroleum hydrocarbon concentrations below detection limits are not shown on the graphs. A direct correlation between groundwater elevation and TPH-g concentrations can be seen in downgradient well MW-7. Laboratory reports and chain-of-custody documents are provided in Attachment 5.

Concentrations of dissolved petroleum hydrocarbons and halogenated volatile organics have been generally declining since monitoring began in 1995; however, concentrations of petroleum hydrocarbons in monitoring wells MW-2, MW-4, and MW-7 show an increase during this quarter. It is not clear what caused this increase. Water levels have risen only slightly since the previous quarter. Non-detectable levels of TPH-g in downgradient wells MW-8 and MW-9 indicate that the extent of dissolved gasoline-range petroleum hydrocarbons has been defined. The source of the dissolved chlorinated hydrocarbons, particularly PCE and TCE, is not known. All site-related monitoring wells will continue to be sampled on a quarterly basis.


If you have comments or questions, please contact David Bero at (925) 288-2024.

Sincerely,
IT CORPORATION
Submitted by:

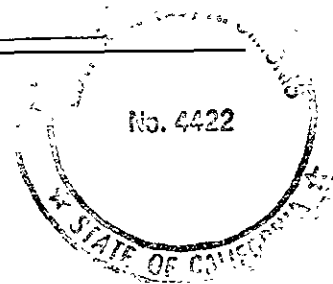


David A. Bero, P.G.
West Zone Project Manager

IT CORPORATION
Approved by:



Ed K. Simonis, R.G.
Senior Geologist



Attachments:

1. Figures
2. Tables
3. Groundwater Monitoring and Sample Collection Protocol and Field Data Sheets
4. Graphs
5. Laboratory Reports and Chain-of-Custody Documents

c: Mr. Scott M. DeMuth, Manager, Environmental Technical Services, Sears, Roebuck and Co.
Mr. Russ Zora, IT Corporation, Central Files
Project File

Attachment 1

Figures

DRAWING NUMBER 803686-B1

APPROVED BY

CHECKED BY

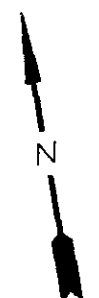
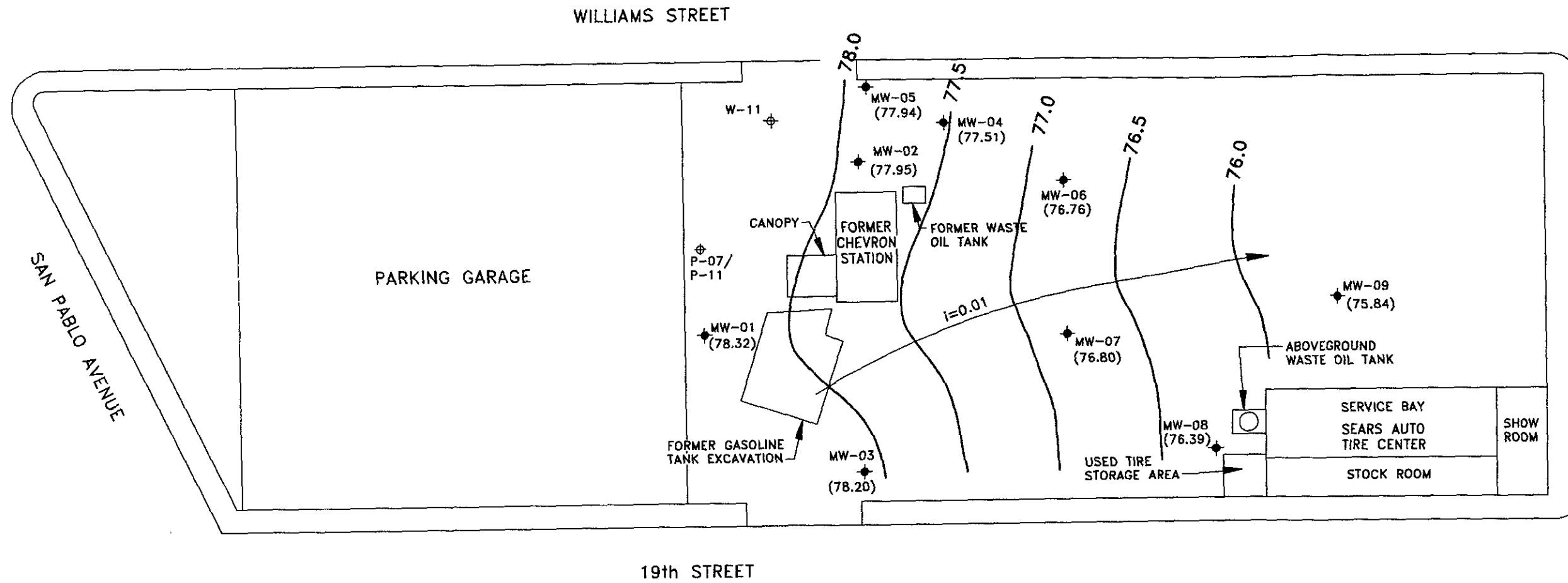
DRAWN BY 3/7/00

OFFICE CONCORD

X-REF

IMAGE

FORMAT REVISION 2/26/99



LEGEND

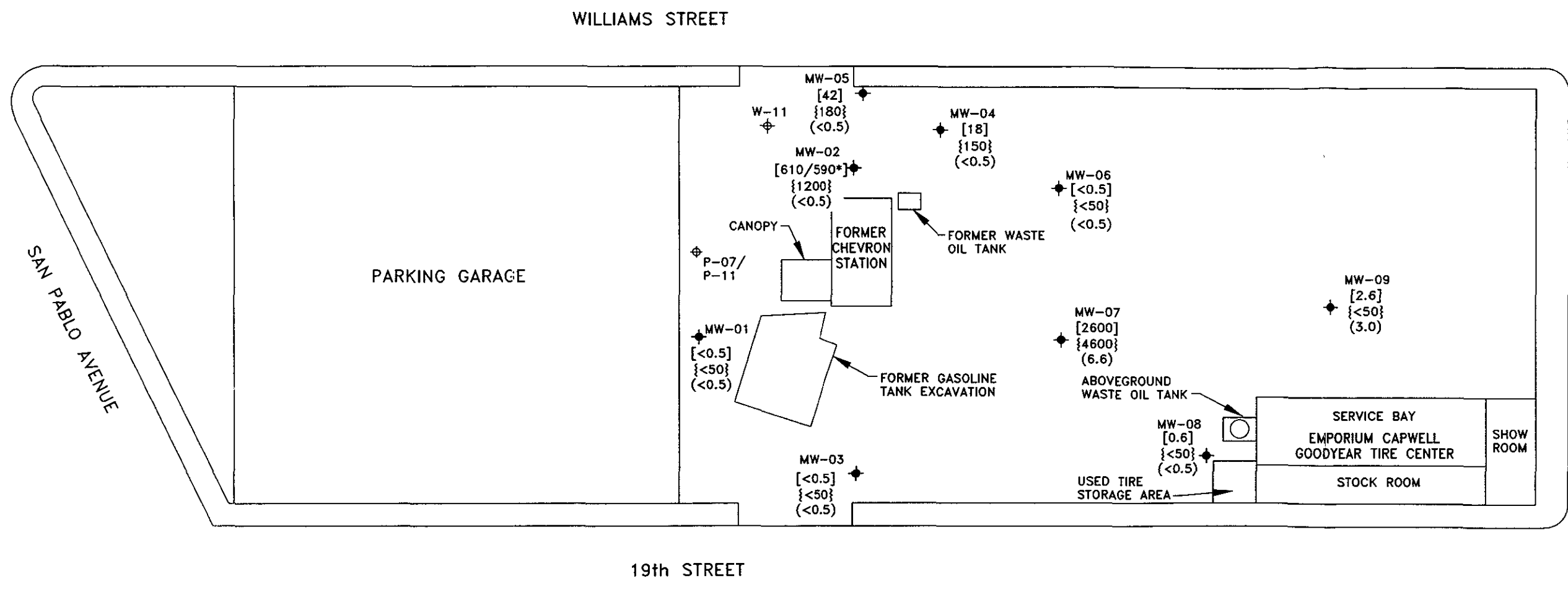
- ◆ MONITORING WELL
- ⊕ SOIL PROBE
- () POTENTIOMETRIC SURFACE ELEVATION (FEET ABOVE MEAN SEA LEVEL)
- POTENTIOMETRIC SURFACE CONTOUR; INTERVAL = 0.5 FT
- ▶ GROUNDWATER FLOW DIRECTION AND
- i=0.01 AVERAGE GRADIENT (ft/ft)



SEARS, ROEBUCK & CO.
SITE NO. 1039

FIGURE-1
 POTENTIOMETRIC SURFACE MAP
 (GAUGED FEBRUARY 1, 2000)
 1901-1911 TELEGRAPH AVENUE
 OAKLAND, CALIFORNIA

IMAGE X-REF OFFICE MTZ
 DRAWN BY M. Verhaeg 03/17/00
 CHECKED BY
 APPROVED BY
 DRAWING NUMBER 803686-B2



LEGEND

- ◆ MONITORING WELL
- ⊕ SOIL PROBE
- [] BENZENE CONCENTRATION [ug/L]
- { } TPH AS GASOLINE CONCENTRATIONS {ug/L}
- () METHYL TERT-BUTYL ETHER (MTBE) CONCENTRATIONS (ug/L)
(ANALYZED BY EPA 8260 AND GC/MS COMBINATION)
- * DUPLICATE



SEARS, ROEBUCK & CO.
 SITE NO. 1039

FIGURE-2
 CONCENTRATIONS OF BENZENE
 TPH-AS-GASOLINE & MTBE
 IN GROUNDWATER
 (SAMPLED FEBRUARY 1, 2000)
 1901-1911 TELEGRAPH AVENUE
 OAKLAND, CALIFORNIA

Attachment 2

Tables

TABLE 1
Summary of Historical Groundwater Monitoring Data
 (All measurements are in feet; all elevations are in feet above mean sea level)

Sears Store 1039
 1911 Telegraph Avenue, Oakland, California

Well ID	Casing Elevation	Date	Depth to Water	Depth to Product	Product Thickness	Groundwater Elevation
MW-1	94.34	06/12/96	16.21	--	--	78.13
		09/05/96	16.89	--	--	77.45
		12/03/96	17.07	--	--	77.27
		02/27/97	15.55	--	--	78.79
		06/10/97	16.46	--	--	77.88
		08/27/97	16.97	--	--	77.37
		11/26/97	17.24	--	--	77.10
		02/11/98	16.07	--	--	78.27
		05/19/98	15.43	--	--	78.91
		08/10/98	15.98	--	--	78.36
		11/09/98	16.63	--	--	77.71
		02/11/99	16.55	--	--	77.79
		05/10/99	15.50	--	--	78.84
		08/09/99	15.82	--	--	78.52
	11/05/99	16.29	--	--	78.05	
	94.34	02/01/00	16.02	--	--	78.32
MW-2	93.95	06/12/96	16.01	--	--	77.94
		09/05/96	16.66	--	--	77.29
		12/03/96	16.20	--	--	77.75
		02/27/97	14.46	--	--	79.49
		06/10/97	14.00	--	--	79.95
		08/27/97	16.55	--	--	77.40
		11/26/97	16.86	--	--	77.09
		02/11/98	15.85	--	--	78.10
		05/19/98	15.32	--	--	78.63
		08/10/98	15.82	--	--	78.13
		11/09/98	16.53	--	--	77.42
		02/11/99	16.38	--	--	77.57
		05/10/99	15.19	--	--	78.76
		08/09/99	16.09	--	--	77.86
	11/05/99	16.20	--	--	77.75	
	93.95	02/01/00	16.00	--	--	77.95
MW-3	96.15	06/12/96	17.56	--	--	78.59
		09/05/96	18.32	--	--	77.83
		12/03/96	18.57	--	--	77.58
		02/27/97	17.43	--	--	78.72
		06/10/97	18.12	--	--	78.03
		08/27/97	18.47	--	--	77.68
		11/26/97	18.70	--	--	77.45
		02/11/98	17.76	--	--	78.39
		05/19/98	16.99	--	--	79.16
		08/10/98	17.51	--	--	78.64

TABLE 1
Summary of Historical Groundwater Monitoring Data
 (All measurements are in feet; all elevations are in feet above mean sea level)

Sears Store 1039
 1911 Telegraph Avenue, Oakland, California

Well ID	Casing Elevation	Date	Depth to Water	Depth to Product	Product Thickness	Groundwater Elevation
MW-3 cont.	96.15	11/09/98	18.07	-	-	78.08
		02/11/99	18.07	-	-	78.08
		05/10/99	17.04	-	-	79.11
		08/09/99	17.77	-	-	78.38
		11/05/99	18.00	-	-	78.15
		02/01/00	17.95	-	-	78.20
MW-4	92.01	06/12/96	14.21	-	-	77.80
		09/05/96	14.83	-	-	77.18
		12/03/96	13.99	-	-	78.02
		02/27/97	12.44	-	-	79.57
		06/10/97	14.20	-	-	77.81
		08/27/97	14.62	-	-	77.39
		11/26/97	15.00	-	-	77.01
		02/11/98	14.10	-	-	77.91
		05/19/98	13.57	-	-	78.44
		08/10/98	14.10	-	-	77.91
		11/09/98	14.75	-	-	77.26
		02/11/99	14.57	-	-	77.44
		05/10/99	13.46	-	-	78.55
		08/09/99	14.15	-	-	77.86
11/05/99	14.62	-	-	77.39		
02/01/00	14.50	-	-	77.51		
MW-5	92.09	06/12/96	14.13	-	-	77.96
		09/05/96	14.77	-	-	77.32
		12/03/96	13.99	-	-	78.10
		02/27/97	12.08	-	-	80.01
		06/10/97	16.00	-	-	76.09
		08/27/97	14.55	-	-	77.54
		11/26/97	14.95	-	-	77.14
		02/11/98	13.97	-	-	78.12
		05/19/98	13.52	-	-	78.57
		08/10/98	13.97	-	-	78.12
		11/09/98	14.67	-	-	77.42
		02/11/99	14.50	-	-	77.59
		05/10/99	13.23	-	-	78.86
		08/09/99	13.90	-	-	78.19
11/05/99	14.40	-	-	77.69		
02/01/00	14.15	-	-	77.94		
MW-6	92.16	06/12/96	14.99	-	-	77.17
		09/05/96	15.50	-	-	76.66
		12/03/96	15.07	-	-	77.09

TABLE 1
Summary of Historical Groundwater Monitoring Data
 (All measurements are in feet; all elevations are in feet above mean sea level)

Sears Store 1039
 1911 Telegraph Avenue, Oakland, California

Well ID	Casing Elevation	Date	Depth to Water	Depth to Product	Product Thickness	Groundwater Elevation
MW-6 cont.	92.16	02/27/97	14.14	--	--	78.02
		06/10/97	15.30	--	--	76.86
		08/27/97	15.42	--	--	76.74
		11/26/97	15.70	--	--	76.46
		02/11/98	14.87	--	--	77.29
		05/19/98	14.32	--	--	77.84
		08/10/98	14.90	--	--	77.26
		11/09/98	15.39	--	--	76.77
		02/11/99	15.21	--	--	76.95
		05/10/99	14.12	--	--	78.04
		08/09/99	15.00	--	--	77.16
		11/05/99	15.55	--	--	76.61
02/01/00	15.40	--	--	76.76		
MW-7	93.80	06/12/96	16.56	--	--	77.24
		09/05/96	17.10	--	--	76.70
		12/03/96	17.12	--	--	76.68
		02/27/97	16.20	--	--	77.60
		06/10/97	17.00	--	--	76.80
		08/27/97	17.18	--	--	76.62
		11/26/97	17.40	--	--	76.40
		02/11/98	16.65	--	--	77.15
		05/19/98	15.96	--	--	77.84
		08/10/98	16.48	--	--	77.32
		11/09/98	16.98	--	--	76.82
		02/11/99	16.94	--	--	76.86
		05/10/99	15.87	--	--	77.93
		08/09/99	16.60	--	--	77.20
11/05/99	17.01	--	--	76.79		
02/01/00	17.00	--	--	76.80		
MW-8	94.49	11/05/99	18.15	--	--	76.34
		02/01/00	18.10	--	--	76.39
MW-9	92.54	11/05/99	16.86	--	--	75.68
		02/01/00	16.70	--	--	75.84

Notes:

-- = No data for the cell, including "product not detected"

TABLE 2
Summary of Historical Groundwater Analyses
(All results expressed in micrograms per liter)

Sears Store 1039
1911 Telegraph Avenue, Oakland, California

Well ID	Date Sampled	MTBE	Benzene	Toulene	Ethyl-benzene	Total Xylenes	TPH as Gasoline	TCE	1,2-DCA	cis-1,2 DCE	1,1-DCE	OIL/GREASE	PCE
MW-1	10/01/95	-	ND	ND	ND	ND	<50	ND	ND	-	-	-	9.9
	01/01/96	-	ND	ND	ND	ND	<50	14	ND	-	-	-	9.9
	06/12/96	-	<0.5	1.4	<0.5	<2	<50	<0.5	<0.5	-	-	-	12
	09/05/96	<5.0	<0.5	<0.5	<0.5	<2	<50	<0.5	<0.5	-	-	-	12
	12/03/96	<5.0	<0.5	<0.5	<0.5	<2	<50	<0.5	<0.5	<0.5	<0.5	-	<0.5
	02/27/97	<5.0	<0.5	<0.5	<0.5	<2	<50	1.3	<0.5	<0.5	<0.5	-	31
	06/10/97	<5.0	<0.5	<0.5	<0.5	<2	<50	<0.5	<0.5	<0.5	<0.5	-	19
	08/27/97	<5.0	<0.5	<0.5	<0.5	<2	<50	<0.5	<0.5	<0.5	<0.5	-	16
	11/26/97	<5.0	<0.5	<0.5	<0.5	<2	<50	<0.5	<0.5	<0.5	<0.5	-	17
	02/11/98	<5.0	<0.5	<0.5	<0.5	<3	<50	<0.5	<0.5	<0.5	<0.5	-	20
	05/19/98	<5.0	<0.5	<0.5	<0.5	<4	<50	<0.5	<0.5	<0.5	<0.5	-	14
	08/10/98	<2.5	<0.5	<0.5	<0.5	<5	<50	<0.5	<0.5	<0.5	<0.5	-	14
	11/09/98	3.1	<0.5	<0.5	<0.5	<0.5	<50	<0.5	<0.5	<0.5	<0.5	-	16
	02/08/99	<2.5	<0.5	<0.5	<0.5	<5	<50	20	<0.5	<0.5	<0.5	-	<0.5
	05/10/99	<2.5	<0.5	<0.5	<0.5	<0.5	<50	<0.5	<0.5	<0.5	<0.5	-	14
	08/09/99	<2.5	<0.5	<0.5	<0.5	<0.5	<50	<0.5	<0.5	<0.5	<0.5	-	14
	11/05/99	<2.5	<0.5	<0.5	<0.5	<0.5	<50	<0.5	<0.5	<0.5	<0.5	-	20
02/01/00	<0.5*	<0.5	<0.5	<0.5	<0.5	<0.5	<50	<0.5	<0.5	<0.5	<0.5	-	24
MW-2	10/01/95	-	1,200	5.4	41	5.9	2,900	40	280	-	-	-	ND
	01/01/96	-	1,100	11.0	100	6.9	780	38	270	-	-	-	ND
	06/12/96	-	890	7.0	56	10	3,600	40	160	-	-	-	<3
	09/05/96	<5.0	350	3.0	17	10	2,100	29	55	1.9	55	-	<0.5
	12/03/96	40	230	2.4	7.8	7	1,100	20	86	7	<0.5	-	<0.5
	02/27/97	12	210	2.2	6	3	1,000	25	43	<0.5	<0.5	-	0.8
	06/10/97	<30	510	3.0	6	<10	1.8	19	47	4.9	<0.5	-	1
	08/27/97	11	51	<0.5	1.4	<2	450	16	29	4.2	<0.5	-	0.5
	11/26/97	<30	380	5.0	9	12	1,200	13	29	3.1	<0.5	-	0.6
	02/11/98	8	310	4.0	9.8	9	1,100	16	<0.5	2.6	0.6	-	<0.5
	05/19/98	20	320	2.1	9.9	8	1,200	14	47	1.6	<0.5	-	0.5
	08/10/98	40	37	1.0	1.2	0.9	300	11	30	2.4	<0.5	-	<0.5
	11/09/98	<2.5	57	<0.5	1.7	<0.5	440	12	25	2.3	<0.5	-	<0.5
	02/08/99	11	240	2.3	8.9	5	480	11	36	1.4	<0.5	-	<0.5
	05/10/99	24/<2.0*	260	2.2	7.9	4.2	260	7	24	3.4	<0.5	-	<0.5
08/09/99	14/<2.0*	43	0.79	0.54	<0.5	250	11	33	2.6	<0.5	-	<0.5	
11/05/99	11/<2.0*	63	0.68	0.65	1.1	320	13	41	1.3	<0.5	-	<0.5	
02/01/00	<0.5*	610/ 590**	4.4/ 6.3**	63/ 65**	5.9/ 7.1**	1200	15	73	2	<0.5	-	<0.5	
MW-3	10/01/95	-	ND	ND	ND	ND	<50	ND	ND	-	-	-	ND
	01/01/96	-	ND	ND	ND	ND	ND	ND	ND	-	-	-	ND
	06/12/96	-	<0.5	<0.5	<0.5	<2	<50	<0.5	<0.5	-	-	<0.5	<0.5
	09/05/96	<5.0	<0.5	<0.5	<0.5	<2	<50	<0.5	<0.5	-	-	<0.5	<0.5
	12/03/96	<5.0	<0.5	<0.5	<0.5	<2	<50	<0.5	<0.5	<0.5	<0.5	-	2.3
	02/27/97	<5.0	<0.5	<0.5	<0.5	<2	<50	<0.5	<0.5	<0.5	<0.5	-	6.3
	06/10/97	<5.0	<0.5	<0.5	<0.5	<2	<50	<0.5	<0.5	<0.5	<0.5	-	5.9
	08/27/97	<5.0	<0.5	<0.5	<0.5	<2	<50	<0.5	<0.5	<0.5	<0.5	-	5.8
	11/26/97	<5.0	<0.5	<0.5	<0.5	<2	<50	<0.5	<0.5	<0.5	<0.5	-	7.9
	02/11/98	<5.0	<0.5	<0.5	<0.5	<2	<50	<0.5	<0.5	<0.5	<0.5	-	7.9
	05/19/98	<5.0	<0.5	<0.5	<0.5	<2	<50	<0.5	<0.5	<0.5	<0.5	-	5.5
	08/10/98	<2.5	<0.5	<0.5	<0.5	<0.5	<50	<0.5	<0.5	<0.5	<0.5	-	<0.5
	11/09/98	<2.5	<0.5	<0.5	<0.5	<0.5	<50	<0.5	<0.5	<0.5	<0.5	-	5.5
	02/08/99	<2.5	<0.5	<0.5	<0.5	<0.5	<50	<0.5	<0.5	<0.5	<0.5	-	6.4
	05/10/99	<2.5	<0.5	<0.5	<0.5	<0.5	<50	<0.5	<0.5	<0.5	<0.5	-	5.1
08/09/99	<2.5	<0.5	<0.5	<0.5	<0.5	<50	<0.5	<0.5	<0.5	<0.5	-	4.8	
11/05/99	<2.5	<0.5	<0.5	<0.5	<0.5	<50	<0.5	<0.5	<0.5	<0.5	-	7.2	
02/01/00	<0.5*	<0.5	<0.5	<0.5	<0.5	<0.5	<50	<0.5	<0.5	<0.5	<0.5	-	6.9

TABLE 2
Summary of Historical Groundwater Analyses
(All results expressed in micrograms per liter)

Sears Store 1039
1911 Telegraph Avenue, Oakland, California

Well ID	Date Sampled	MTBE	Benzene	Toulene	Ethyl-benzene	Total Xylenes	TPH as Gasoline	TCE	1,2-DCA	cis-1,2 DCE	1,1-DCE	OIL/GREASE	PCE
MW-4	10/01/95	--	4.1	ND	ND	ND	<50	ND	ND	--	--	--	ND
	01/01/96	--	5.8	ND	ND	ND	<50	ND	ND	--	--	--	ND
	06/12/96	--	11	<0.5	<0.5	<2	320	<0.5	<0.5	--	--	<0.5	<0.5
	09/05/96	--	5.6	<0.5	<0.5	<2	70	<0.5	<0.5	<0.5	<0.5	<0.5	<0.5
	12/03/96	15	11	<0.5	<0.5	<2	270	<0.5	0.9	<0.5	<0.5	<0.5	<0.5
	02/27/97	<5.0	3.1	<0.5	<0.5	<2	190	<0.5	<0.5	<0.5	<0.5	<500	<0.5
	06/10/97	<5.0	11	<0.5	<0.5	<2	200	<0.5	<0.5	<0.5	<0.5	--	<0.5
	08/27/97	<5.0	9.6	<0.5	<0.5	<2	170	<0.5	<0.5	<0.5	<0.5	<0.5	<0.5
	11/26/97	<5.0	6.7	<0.5	<0.5	<2	100	<0.5	<0.5	<0.5	<0.5	<500	<0.5
	02/11/98	<5.0	8.4	<0.5	<0.5	<2	110	<0.5	<0.5	<0.5	<0.5	<500	<0.5
	05/19/98	7	4.6	<0.5	<0.5	<2	110	<0.5	<0.5	<0.5	<0.5	<500	<0.5
	08/10/98	11	4.1	<0.5	<0.5	<0.5	110	<0.5	<0.5	<0.5	<0.5	9,600	<0.5
	11/09/98	<2.5	7.5	<0.5	<0.5	<0.5	130	<0.5	<0.5	<0.5	<0.5	<500	<0.5
	02/08/99	<2.5	6.8	<0.5	<0.5	<0.5	60	<0.5	<0.5	<0.5	<0.5	<500	<0.5
	05/10/99	<2.0	1.3	<0.5	<0.5	<0.5	61	<0.5	<0.5	<0.5	<0.5	<5000	<0.5
	08/09/99	3.9/<2.0*	7.9	<0.5	<0.5	<0.5	94	<0.5	<0.5	<0.5	<0.5	<1000	<0.5
	11/05/99	<2.5	9.0	<0.5	<0.5	<0.5	<50	<0.5	<0.5	<0.5	<0.5	--	<0.5
02/01/00	<0.5*	18	<0.5	<0.5	<0.5	150	<0.5	<0.5	<0.5	<0.5	8.0	<0.5	
MW-5	10/01/95	--	86	ND	ND	ND	260	ND	ND	--	--	--	ND
	01/01/96	--	160	3.6	ND	ND	180	ND	ND	--	--	--	ND
	06/12/96	--	54	1.1	<0.5	<2	260	<0.5	<0.5	--	--	--	<0.5
	09/05/96	<5.0	22	1.0	<0.5	<2	160	<0.5	<0.5	--	--	--	<0.5
	12/03/96	6	18	0.6	<0.5	<2	170	<0.5	<0.5	<0.5	<0.5	--	<0.5
	02/27/97	<5	74	2.0	<0.5	<2	230	<0.5	<0.5	<0.5	<0.5	--	<0.5
	06/10/97	<30	490	19.0	<3.0	<10	1,200	<0.5	<0.5	<0.5	<0.5	--	<0.5
	08/27/97	<5.0	100	4.6	<0.5	<2	340	<0.5	<0.5	<0.5	<0.5	--	<0.5
	11/26/97	<5.0	78	4.5	0.6	<2	400	<0.5	<0.5	<0.5	<0.5	--	<0.5
	02/11/98	<5.0	62	2.9	<0.5	<2	320	<0.5	<0.5	<0.5	<0.5	--	<0.5
	05/19/98	<5.0	97	2.6	<0.5	<2	330	<0.5	<0.5	<0.5	<0.5	--	<0.5
	08/10/98	11	48	1.9	<0.5	<0.5	190	<0.5	<0.5	<0.5	<0.5	--	<0.5
	11/09/98	<2.5	3.8	<0.5	<0.5	<0.5	81	<0.5	<0.5	<0.5	<0.5	--	<0.5
	02/08/99	3.8	3	<0.5	<0.5	<0.5	82	<0.5	<0.5	<0.5	<0.5	--	<0.5
	05/10/99	2.6/<2.0*	8.8	<0.5	<0.5	<0.5	<50	<0.5	<0.5	<0.5	<0.5	--	<0.5
08/09/99	5.6/<2.0*	25	<0.5	<0.5	<0.5	150	<0.5	<0.5	<0.5	<0.5	--	<0.5	
11/05/99	4.3/<2.0*	20	<0.5	<0.5	0.76	160	<0.5	<0.5	<0.5	<0.5	--	<0.5	
02/01/00	<0.5*	42	1.2	<0.5	<0.5	180	<0.5	<0.5	<0.5	<0.5	--	<0.5	
MW-6	10/01/95	--	ND	ND	ND	ND	<50	11	33	--	--	--	6.2
	01/01/96	--	ND	ND	ND	ND	<50	12	5.3	--	--	--	7.2
	06/12/96	--	<0.5	<0.5	<0.5	<2	<50	5	7.9	--	--	<0.5	3.6
	09/05/96	<5	0.8	<0.5	<0.5	<2	<50	5.2	7.5	--	--	<0.5	5.4
	12/03/96	<5	<0.5	<0.5	<0.5	<2	<50	0.6	0.5	<0.5	<0.5	<0.5	0.9
	02/27/97	<5	<0.5	<0.5	<0.5	<2	<50	0.5	<0.5	<0.5	<0.5	<500	1.3
	06/10/97	<5	0.9	<0.5	<0.5	<2	<50	<0.5	<0.5	<0.5	<0.5	--	1
	08/27/97	<5	<0.5	<0.5	<0.5	<2	<50	<0.5	<0.5	<0.5	<0.5	<0.5	0.9
	11/26/97	7.6	15	0.9	9.1	<2	320	0.6	0.8	<0.5	<0.5	<500	1.2
	02/11/98	<5	<0.5	<0.5	<0.5	<2	<50	<0.5	0.5	<0.5	<0.5	<500	0.7
	05/19/98	<5	0.6	<0.5	<0.5	<2	<50	<0.5	<0.5	<0.5	<0.5	<500	0.6
	08/10/98	<2.5	<0.5	<0.5	<0.5	<0.5	<50	0.59	1.3	<0.5	<0.5	9,000	0.5
	11/09/98	<2.5	<0.5	<0.5	<0.5	<0.5	<50	0.92	1.7	<0.5	<0.5	<500	1.2
	02/08/99	<2.5	<0.5	<0.5	<0.5	<0.5	<50	<0.5	1.2	<0.5	<0.5	<500	0.86
	05/10/99	<2.5	<0.5	<0.5	<0.5	<0.5	<50	<0.5	<0.5	<0.5	<0.5	<5000	<0.5
	08/09/99	<2.5	<0.5	<0.5	<0.5	<0.5	<50	<0.5	<0.5	<0.5	<0.5	<1000	0.52
	11/05/99	<2.5	<0.5	<0.5	<0.5	<0.5	<50	0.89	1.2	<0.5	<0.5	--	0.89
02/01/00	<0.5*	<0.5	<0.5	<0.5	<0.5	<50	0.9	2.2	<0.5	<0.5	<1000	1.2	

TABLE 2
Summary of Historical Groundwater Analyses
(All results expressed in micrograms per liter)

Sears Store 1039
1911 Telegraph Avenue, Oakland, California

Well ID	Date Sampled	MTBE	Benzene	Toulene	Ethyl-benzene	Total Xylenes	TPH as Gasoline	TCE	1,2-DCA	cis-1,2 DCE	1,1-DCE	OIL/GREASE	PCE
MW-7	10/01/95	-	ND	ND	ND	ND	<50	3.5	8.3	-	-	-	5.3
	01/01/96	-	ND	ND	ND	ND	<50	4.8	5.7	-	-	-	9.3
	06/12/96	-	0.6	<0.5	<0.5	<2	<50	3.4	2.9	-	-	-	6.1
	09/05/96	<5	1.2	<0.5	<0.5	<2	<50	4.2	5.9	-	-	-	8.3
	12/03/96	<5	850	<5	<5	30	120	4	75	<3	<3	<0.5	4
	02/27/97	<30	1500	3.0	23	<10	2,500	4	65	<0.5	<0.5	-	2.2
	06/10/97	<50	1700	<5	59	<20	3,200	4.2	85	<0.5	<0.5	-	2.2
	08/27/97	90	1700	8.0	200	40	3,900	5	93	<3	<3	-	<3
	11/26/97	90	3,100	15.0	190	30	5,600	5.9	120	1	<0.5	-	2.9
	02/11/98	90	3,800	25.0	250	80	8,500	8.9	93	1.2	<0.5	-	4
	05/19/98	300	2,100	440.0	150	220	5,000	3.8	74	0.6	<0.5	-	1.5
	08/10/98	<50	690	<10	13	<10	1,600	3.3	100	<2.5	<2.5	-	<2.5
	11/09/98	8.7	295	5.5	4.3	1.5	930	6.5	110	<2.5	<2.5	-	4.2
	02/08/99	<50	670	<10	14	<10	1,500	3.4	74	<1.2	<1.2	-	5.5
	05/10/99	63/<2.0*	1,800	16.0	81	130	2,800	2.6	65	0.63	<0.5	-	0.9
	08/09/99	300/6.5	570	5.1	28	30	1,500	1.2	95	0.57	<0.5	-	<0.5
11/05/99	150/11*	1,200	<5	61	25	2,100	7.8	95	1.6	<0.5	-	3.7	
02/01/00	6.6*	2,600	16.0	140	210	4,600	6	110	1.7	<0.5	-	3.4	
MW-8	11/05/99	<2.5	<0.5	<0.5	<0.5	<0.5	<50	<0.5	<0.5	<0.5	<0.5	-	6.2
	02/01/00	<0.5*	0.6	<0.5	<0.5	<0.5	<50	<0.5	<0.5	<0.5	<0.5	-	7.8
MW-9	11/05/99	3/2.4*	<0.5	<0.5	<0.5	<0.5	<50	29	32	<0.5	<0.5	-	65
	02/01/00	3.0*	2.6	<0.5	<0.5	<0.5	<50	22	36	0.7	<0.5	-	60

Notes: Historical data before June 1996 as reported by previous consultants

- = No datum for the cell, including "not analyzed for this constituent"
- < = Compound was not detected above the laboratory reporting limits.
- TPH = Total petroleum hydrocarbons
- ND = Non-detectable (Detection limits for each metal are listed in laboratory reports included in Attachment 4.)
- PCE = Tetrachloroethene
- 1,2-DCA = 1,2-Dichloroethane
- TCE = Trichloroethene
- MTBE = Methyl tert-Butyl ether
- * = MTBE analysis using EPA 8260
- ** = Duplicate
- cis-1,2-DC = CIS-1,2-Dichloroethene
- 1,1-DCE = 1,1 Dichloroethene

Attachment 3

**Groundwater Monitoring and Sample Collection Protocol
and Field Data Sheets**

IT CORPORATION GROUNDWATER MONITORING AND SAMPLE COLLECTION PROTOCOL

Groundwater Monitoring

Groundwater monitoring is accomplished using a INTERFACE PROBE™ Well Monitoring System. The INTERFACE PROBE™ Well Monitoring System is a hand held, battery operated device for measuring the depth to separate-phase hydrocarbons and depth to water. The INTERFACE PROBE™ Well Monitoring System consists of a dual-sensing probe which utilized an optical liquid sensor and electrical conductivity to distinguish between water and petroleum products.

Monitoring is accomplished by measuring from the surveyed top of well casing or grade to groundwater and separate-phase hydrocarbons if present. The static water elevation is then calculated for each well and a potentiometric surface map is constructed. If separate-phase hydrocarbons are detected the water elevation is adjusted by the following calculation:

$$(\text{Product thickness}) \times (0.8) + (\text{Water elevation}) = \text{Corrected water elevation}$$

Groundwater monitoring wells are monitored in order of wells with lowest concentrations of volatile organic compounds to wells with the highest concentrations, based upon historical concentrations. If separate-phase hydrocarbons are encountered in a well, the product is visually inspected to confirm and note color, amount, and viscosity. Monitoring equipment is washed with laboratory grade detergent and rinsed with distilled or deionized water before monitoring each well.

Groundwater Sampling

Before groundwater samples are collected, sufficient water is purged from each well to ensure representative formation water is entering the well. Wells are purged and sampled in the same order as monitoring, from wells with the lowest concentrations of volatile organic compounds to wells with the highest concentrations. Wells are purged using either a polyvinyl chloride (PVC) bailer fitted with a check valve or with a stainless steel submersible Grundfos pump. The purge equipment is decontaminated before use in each well by washing with laboratory grade detergent and triple rinsing with deionized or distilled water. A minimum of 3 well-casing volumes of water are removed from each well while pH, electrical conductivity, and temperature are recorded to verify that "fresh" formation water is being sampled and the parameters have stabilized. If the well is low yielding, it may be purged dry and sampled before 3 casing volumes are purged. The wells are then allowed to recharge to approximately 80 percent of the initial water level before a sample is collected.

Groundwater samples are collected from each well using a new, prepackaged disposable bailer and string. The water sample is decanted from the bailer into laboratory-provided containers (appropriate for the analyses required) so that there is no headspace in the containers. Samples collected for benzene, toluene, ethyl benzene, xylene, and total petroleum hydrocarbons as gasoline analyses are collected in 40-milliliter vials fitted with Teflon septum lids. Samples are preserved with hydrochloric acid (HCL) to a pH of less than 2. Dissolved metals samples are filtered through a 0.45-micron paper filter in the field and preserved as required before submitting to the laboratory for analyses. All samples are labeled immediately upon collection and logged on the chain-of-custody record. Sample label and chain-of-custody recorded information includes the project name and number, sample identification, date and time of collection, analyses requested, and the sampler's name. Sample bottles are placed in plastic bags (to protect the bottles and labels) and on ice (frozen water) in an insulated cooler and are shipped under chain-of-custody protocol to the laboratory.

The chain-of-custody record documents who has possession of the samples until the analyses is performed. Other pertinent information is also noted for the laboratory use on the chain-of-custody record.

Trip blanks (TBLBs) are used for each project as a quality assurance/quality control measure. The TBLBs are prepared by the laboratory and are placed in the insulated cooler and accompany the field samples throughout the sampling event.

2/1/00

SITE VISIT FORM
IT Corporation - Concord, California

Project: 1176601.00
Site: SEARS/1039/Oakland, CA
Project Mgr: David Bero

Technician: U. Merino
Scheduled: 1/31/2000
Site Mgr: Brad Wooland

PREPARATORY COMMENTS

Visit Date: 2-1-00 1-2-00 Arrival Time: 10:30 Departure Time: 15:00

Work Order read in office: Y/N upon arrival: Y/N upon departure: Y/N

Called PM? Y/N Time: 11:00 Who: DBERO Topic: D.O meter

Are You In Possession of a Site Safety Plan? Y/N

COC: Complete with store #, site address & proj office address? Y/N

Job # and task #

GROUNDWATER SAMPLING - Task Nr: 03054300 [Quarterly]

SITE ADDRESS: 1911 Telegraph Avenue, Oakland, CA

cc: David Bero

Dennis Child General Manager, Teri Leena Christian Manager (510) 267-2000
NOTE: CONTACT SEARS SITE MANAGER AND GET BUSINESS CARD WHILE ON SITE.

NOTIFY: Jennie Pinocci 48 hrs. in advance (510) 444-7662. (She will insure that wells are not covered). 1/21/00 10:30

Notify Juliet Schin 72 hrs. in advance (510) 567-6783. DONE: Left message 1/21/00

During any sampling activities, a minimum work zone will be defined by 10 ft by 10 ft square centered around the monitor well and marked with 36" -high orange traffic cones with flag poles and flag placed in the center of the cone and caution tape stretched between the cones. Employees will be constantly aware of the public access to the work zone and keep them within the outer perimeter of the cones and caution tape at all times.

1. Monitor and sample nine (9) wells in the following order: MW-3, MW-1, MW-6, MW-4, MW-5, MW-2, MW-8, MW-9 and MW-7. USE DISPOSABLE BAILERS. Collect two (2) 40ml HCL-preserved VOA's from all wells.
2. Purge each well of 3 well volumes or until dry. Record pH, temp., conductivity and dissolved oxygen.
3. Collect one trip blank and one duplicate from MW-2 and submit for BTEX- 8020 only. Pick up or have trip blank delivered from lab. Must use lab trip (Zymax).

SITE VISIT FORM
IT Corporation - Concord, California

Project: 1176601.00
 Site: SEARS/1039/Oakland, CA
 Project Mgr: David Bero

Technician: *W. Marino*
 Scheduled: 1/31/2000
 Site Mgr: Brad Wooland

GROUNDWATER SAMPLING (Continued) - Task Nr: 03054300 [Quarterly]

4. Make a complete drum count and note the general condition of the site, wells and drums. Keep drum area tidy. Label drums properly (Non Haz).

5. Submit samples to Zymax, ph. # (805) 544-4696, to be analyzed for BTEX/MTBE/TPH-G (EPA Method 8020/8015M) and chlorinated hydrocarbons (EPA method 8260). Wells MW-4 and MW-6 additionally analyze for Oil and Grease (C/F). NOTE ON COC: MTBE DETECTIONS IN 8020 NEED CONFIRMATION BY 8260, PLEASE RUN AS NEEDED.

6. COMPLETED ALL THREE PAGES OF WASTE/DRUM INVENTORY FORM? _____. IF NO, EXPLAIN _____.

Hours Estimated

Hours Used

FINAL CHECKS

SITE SECURITY: well/covers/gates... secure? Y/N-If No, Explain

WASTE COMPLIANCE: # of Drums w/: Water ___, Soil ___, Empty ___, Other ___

DRUMS labeled? NA/Y/N Gen. Date: _____ Label Type: _____

SOIL pile? Y/N size: _____ cu.yds. SITE LEFT CLEAN? Y/N

TECHNICIAN'S COMMENTS

Total Hours Estimated

0.00

Total Hours Used

Travel Time Estimated

1.00

Travel Time Used

SITE VISIT FORM
IT Corporation

Project: Sears/1039/Oakland
Store #: 1039, 1911 Telegraph Ave.
Project Manager: David Bero

Technician: Director Marine
Schedule: 1-2-00
Job No. 1176601.03054300

WELL WATER SAMPLING - TASK Nr: 03054300 [QUARTERLY]

Gauge wells for volume of water & bail 3 well Vol.s. DECON
all equipment & change gloves, string, etc. between each well.

Well ID

MW-1:	DTB_24.25	DTW <u>16.02</u>	SAT. THICK ___	#GAL. BAILED ___
MW-2:	DTB_24.10	DTW <u>16.00</u>	SAT. THICK ___	#GAL. BAILED ___
MW-3:	DTB_27.75	DTW <u>17.95</u>	SAT. THICK ___	#GAL. BAILED ___
MW-4:	DTB_23.55	DTW <u>14.50</u>	SAT. THICK ___	#GAL. BAILED ___
MW-5:	DTB_25.10	DTW <u>14.15</u>	SAT. THICK ___	#GAL. BAILED ___
MW-6:	DTB_26.75	DTW <u>15.40</u>	SAT. THICK ___	#GAL. BAILED ___
MW-7:	DTB_26.20	DTW <u>17.00</u>	SAT. THICK ___	#GAL. BAILED ___
MW-8:	DTB_	DTW <u>18.10</u>	SAT. THICK ___	#GAL. BAILED ___
MW-9:	DTB_ <u>25.0</u>	DTW <u>16.70</u>	SAT. THICK ___	#GAL. BAILED ___

NOTES: Hydraulic lift & oil hoses still intact in garage & canopy, not ~~covered~~ sure if tanks were ever poiled?

HOURS ESTIMATED:

HOURS USED:

FINAL CHECKS

Are Wells Locked? (YES) NO Why Not?

Are Manholes Bolted Down? (YES) NO Why Not?

DRUMMED MATERIAL INVENTORY FORM

Store Number 1039 Address/City/State/ZIP 1911 TELEGRAPH AVE
 Sears Facility Contact and Phone # Dennis Child (510) 207-2000
 IT Corporation Representative Hector Merino
 Accumulation Start Date 2-100 Completion Date: 2-100
 Exact Drum Storage Location IN GARAGE

CONTENTS	# OF DRUMS	DRUM ID (A,B,C...) OR (1,2,3...)	LID TYPE (OPEN OR BUNG)	LABEL TYPE: HAZARDOUS, NON-HAZARDOUS, UNCLASSIFIED	DRUM DESCRIPTION: COLOR, CONDITION, MARKINGS
GASOLINE			O or B	H / N / U	
GASOLINE/WATER MIXTURE	2	A,B	O or B	H / N / U	Black/white
GASOLINE IMPACTED PURGE WATER			O or B	H / N / U	
GASOLINE TANK BOTTOMS/SLUDGE			O or B	H / N / U	
GASOLINE IMPACTED DEBRIS			O or B	H / N / U	
GASOLINE IMPACTED SOIL			O or B	H / N / U	
FUEL OIL (INC. DIESEL & HEATING OIL)			O or B	H / N / U	
FUEL OIL/WATER MIXTURE			O or B	H / N / U	
FUEL OIL IMPACTED PURGE WATER			O or B	H / N / U	
FUEL OIL TANKS BOTTOMS/SLUDGE			O or B	H / N / U	
FUEL OIL IMPACTED DEBRIS			O or B	H / N / U	
FUEL OIL IMPACTED SOIL			O or B	H / N / U	
HYDRAULIC FLUID			O or B	H / N / U	
HYDRAULIC FLUID/WATER MIXTURE			O or B	H / N / U	
HYDRAULIC FLUID IMPACTED PURGE WATER			O or B	H / N / U	
HYDRAULIC FLUID IMPACTED SLUDGE			O or B	H / N / U	
HYDRAULIC FLUID IMPACTED DEBRIS			O or B	H / N / U	
HYDRAULIC FLUID IMPACTED SOIL			O or B	H / N / U	
USED OIL			O or B	H / N / U	
USED OIL/WATER MIXTURE			O or B	H / N / U	
USED OIL IMPACTED PURGE WATER			O or B	H / N / U	
USED OIL TANK BOTTOMS/SLUDGE			O or B	H / N / U	
USED OIL IMPACTED DEBRIS			O or B	H / N / U	
USED OIL IMPACTED SOIL			O or B	H / N / U	
CHLORINATED SOLVENT:			O or B	H / N / U	
NON-CHLORINATED SOLVENT:			O or B	H / N / U	
OTHER:			O or B	H / N / U	
OTHER:			O or B	H / N / U	
OTHER:			O or B	H / N / U	

NOTE: There should NEVER be 2 drums with the same ID present at a site at the same time!

BULK MATERIAL INVENTORY FORM

Store Number 1039 Address/City/State/ZIP 111 TELEGRAPH AVE

Sears Facility Contact and Phone # Dennis Child (570) 267-2000

IT Corporation Representative Hector Merino

Accumulation Start Date 2-1-00 Completion Date 2-1-00

Exact Bulk Storage Location _____

CONTAMINANTS	SOIL (Cu Yds)	DEBRIS (Cu Yds)	LIQUID (Gallons)
GASOLINE			
FUEL OIL			
HYDRAULIC FLUID			
USED OIL			
CHLORINATED SOLVENT:			
NON-CHLORINATED SOLVENT:			
OTHER:			
OTHER:			

SOIL PILE CALCULATIONS

Calculation for a tent shaped soil pile:

Length _____ X Width _____ X Height _____ $\div 2 \div 27 =$ _____ Yds³

Calculation for a rectangular or square shaped soil pile:

Length _____ X Width _____ X Height _____ $\div 27 =$ _____ Yds³

Calculation for a conical (cone) shaped soil pile:

.04 X Radius _____ X Radius _____ X Height _____ = _____ Yds³

Project Name: Sears/1039/Oakland
 Site Address: 1911 Telegraph Ave., Oakland
 Project Number: 1176601.03054300

Date: 1-25-00
 Page _____ of _____
 Project Manager: David Bero

Well ID: MW-1
 Well Diameter: 2

DTW Measurements:
 Initial: 16.02 Calc Well Volume: 1.3 gal
 Recharge: _____ Well Volume: X 311.0 gal
 DTB: 24.25

Purge Method _____ Pump Depth _____ ft. Instruments Used
 Peristaltic _____ Hand Bailed _____ YSI: X Other: _____
 Gear Drive _____ Air Lift _____ Hydac: _____
 Submersible X Other _____ Omega: _____

Time	Temp C F	Conductivity (mmhos/cm)	pH	Dissolved Oxygen	Purge Volume Gallons	Turbidity	Comments
11:37	19.1	0.72	6.08	/	2	cloudy	
11:40	20.1	0.74	5.96		4	b	
11:44	20.0	0.75	5.92		6	DATA @ 6 gallons	

NO D.O readings taken, meter is in repair shop

Ellingson, Juanita

From: Poley, David
Sent: Monday, January 31, 2000 3:06 PM
To: Ellingson, Juanita
Subject: Sears Auto Center No. 1039 - Oakland, CA

Juanita,

Monitoring wells MW-8 and MW-9 should not be sampled for oil and grease during the first quarter 2000. Please call with any further questions you may have.

David Poley
IT Corporation
4005 Port Chicago Highway
Concord, CA 94520
Phone: 925.288.2117
FAX: 925.827.2029



71 Zaca Lane San Luis Obispo CA 93401 tel 805.544.4696 fax 805.544.8226

CHAIN of CUSTODY

report to <i>David Pardo</i>	phone <i>97512889898 / 97512880885</i>	fax <i>97512880885</i>	ANALYSIS REQUESTED				Turnaround Time ASAP <input type="checkbox"/> 48 hr <input type="checkbox"/> 12 hr <input type="checkbox"/> 72 hr <input type="checkbox"/> 24 hr <input type="checkbox"/> std <input type="checkbox"/>
company <i>IT Corp</i>	project <i>SEARS 1st pump # 1039</i>	project # <i>117660110394300</i>	# of containers				
address <i>117660110394300</i>	sampler <i>Electro Mexico</i>						

ZymaX use only	SAMPLE DESCRIPTION	Date Sampled	Time	Matrix	Preserve											Remarks
	MW-1	2-1-00	13:36	GW	HCl											
	MW 3	2-1-00	13:42	GW	HCl											
	MW 8	2-1-00	13:50	GW	HCl											
	MW-9	2-1-00	13:55	GW	HCl											
	MW-7	2-1-00	14:00	GW	HCl											
	MW-6	2-1-00	14:08	GW	HCl				X							
	MW 4	2-1-00	14:11	GW	HCl											
	MW 5	2-1-00	14:24	GW	HCl											
	MW-2	2-1-00	14:32	GW	HCl											
	DUP	2-1-00	14:33	GW	HCl											
	TPLB	2-1-00		ET												

Comments	Relinquished by: Signature _____ Print <i>Heather Medina</i> Company <i>IT Corp</i> Date <i>2-1-00</i> Time _____	Received by: Signature _____ Print _____ Company _____ Date <i>2/1/2000</i> Time _____
----------	---	--

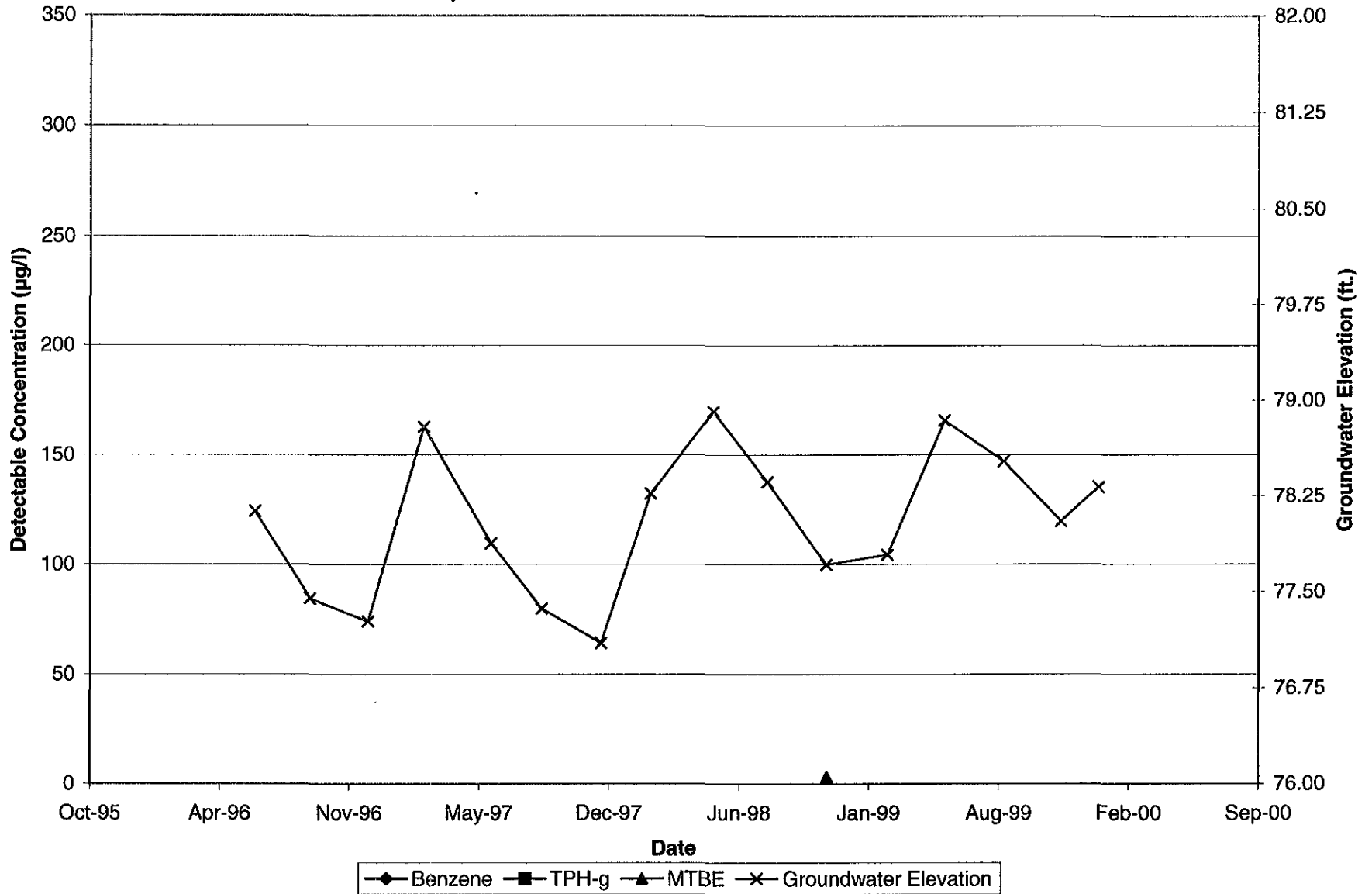
Sample integrity upon receipt: Samples received intact <input type="checkbox"/> Samples received cold <input type="checkbox"/> Custody seals <input type="checkbox"/> Correct container types <input type="checkbox"/>	Bill 3rd Party: PO# _____ Quote yes no	Relinquished by: Signature _____ Print _____ Company _____ Date _____ Time _____	Received by ZymaX envirotechnology inc: Signature _____ Print _____ Company _____ Date _____ Time _____
--	--	--	---

Attachment 4

Graphs

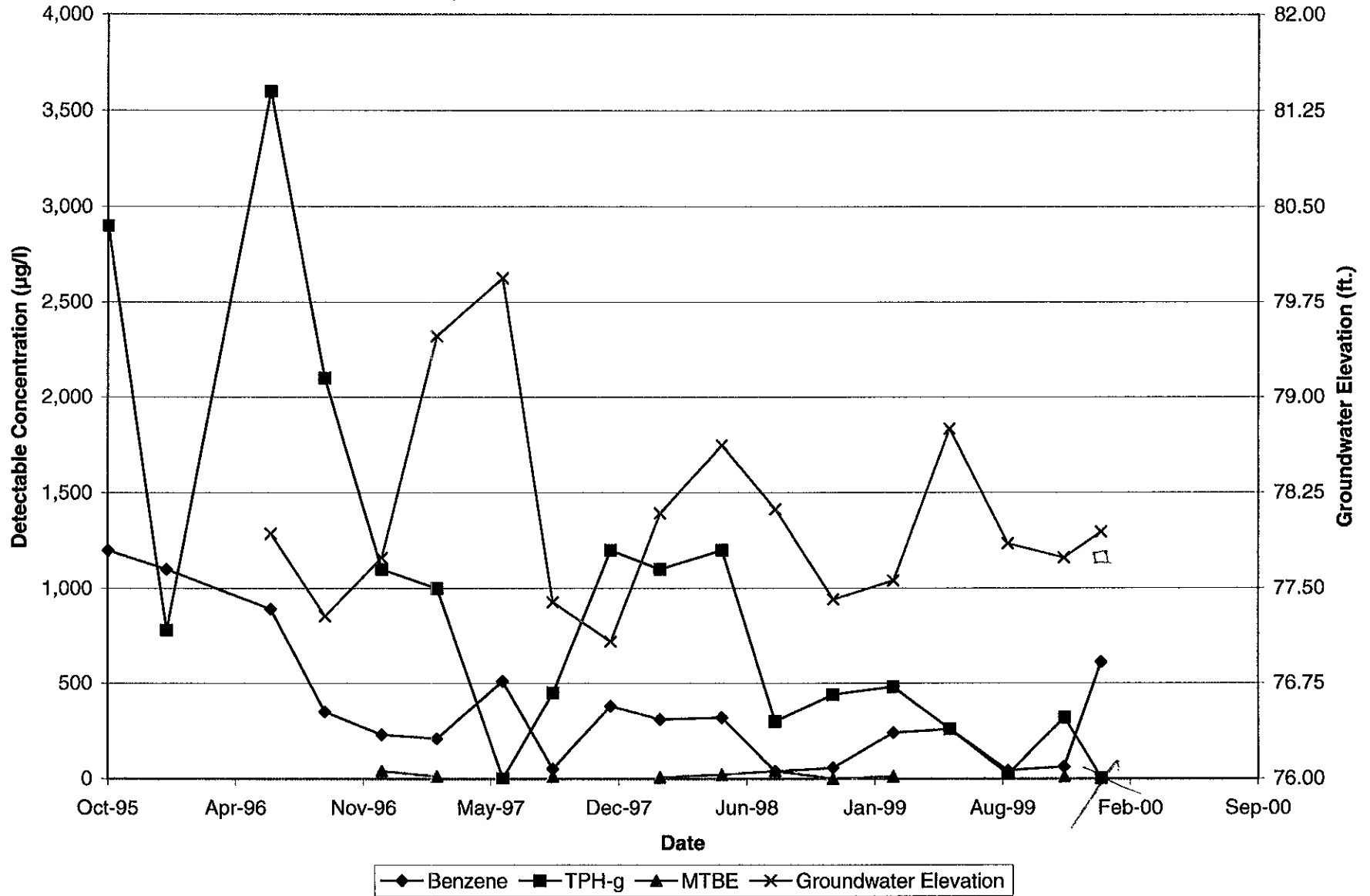
Graph 1, MW-1
Sears Store No. 1039, 1911 Telegraph Avenue,
Oakland, California

Detectable Hydrocarbon Concentrations and Groundwater Elevation vs. Time



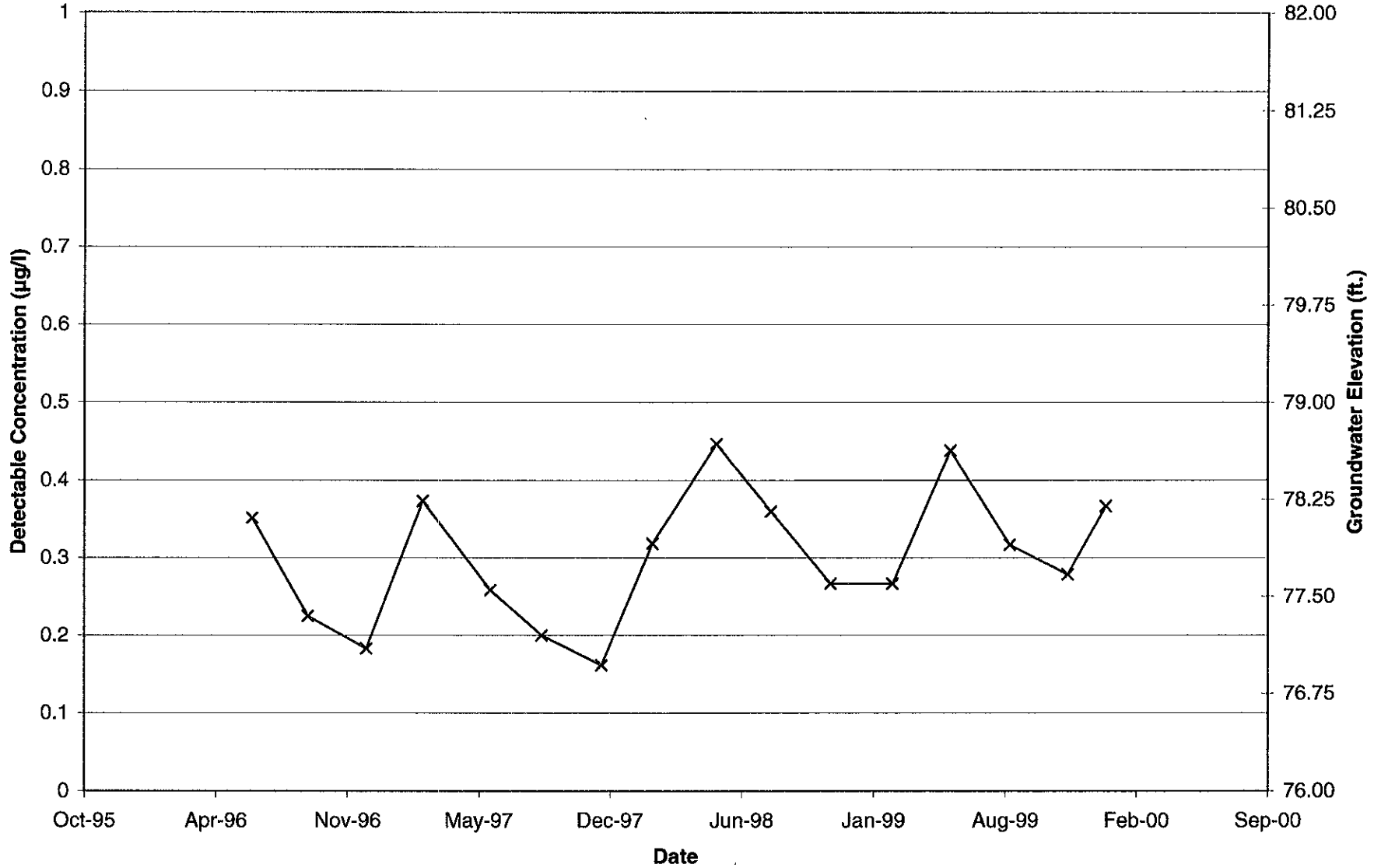
Graph 2, MW-2
 Sears Store No. 1039, 1911 Telegraph Avenue,
 Oakland, California

Detectable Hydrocarbon Concentrations and Groundwater Elevation vs. Time



Graph 3, MW-3
Sears Store No. 1039, 1911 Telegraph Avenue,
Oakland, California

Detectable Hydrocarbon Concentrations and Groundwater Elevation vs. Time

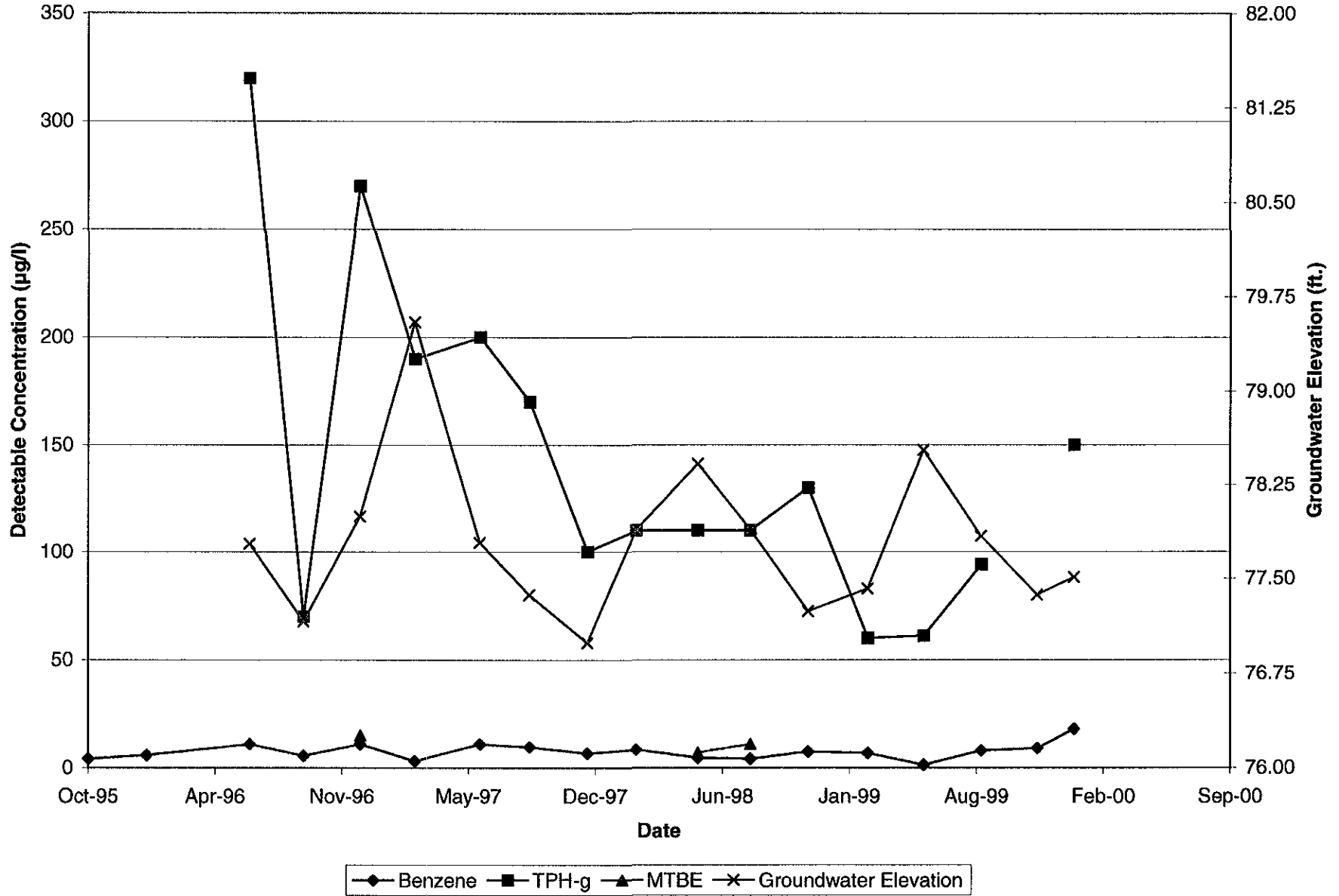


◆ Benzene ■ TPH-g ▲ MTBE × Groundwater Elevation

NOTE:
No detectable Benzene, TPH-g, or MTBE

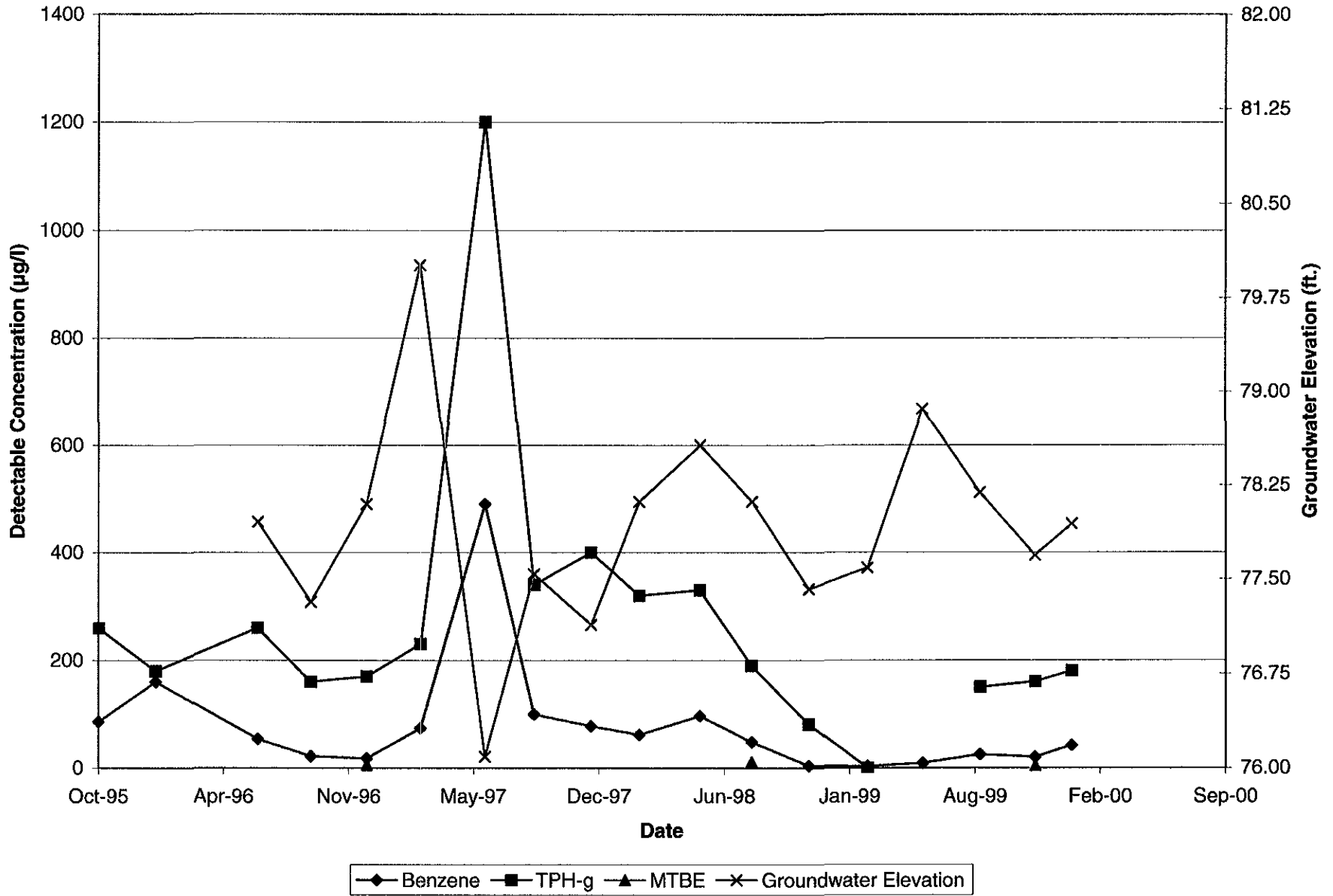
Graph 4, MW-4
 Sears Store No. 1039, 1911 Telegraph Avenue,
 Oakland, California

Detectable Hydrocarbon Concentrations and Groundwater Elevation vs. Time



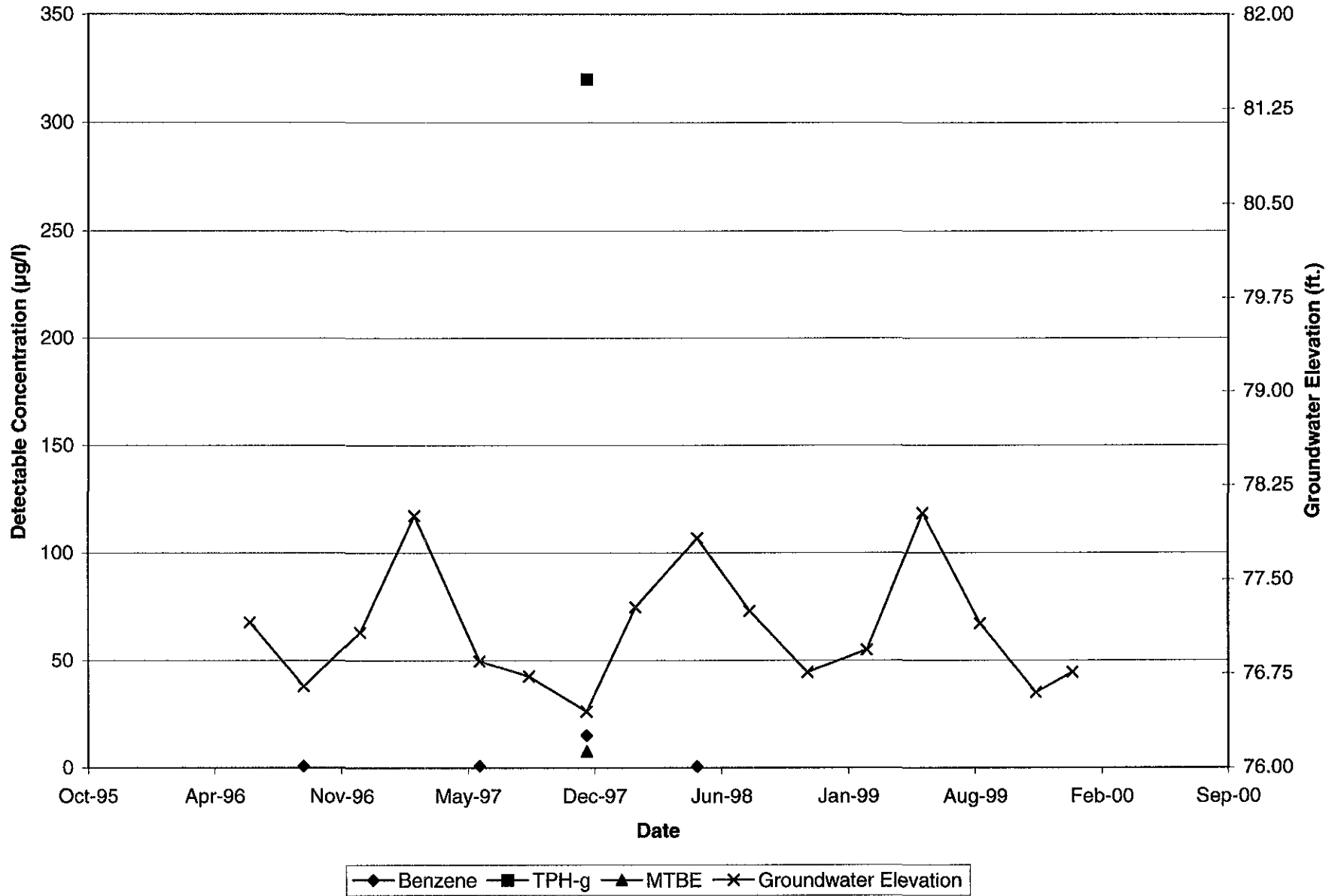
Graph 5, MW-5
Sears Store No. 1039, 1911 Telegraph Avenue,
Oakland, California

Detectable Hydrocarbon Concentrations and Groundwater Elevation vs. Time



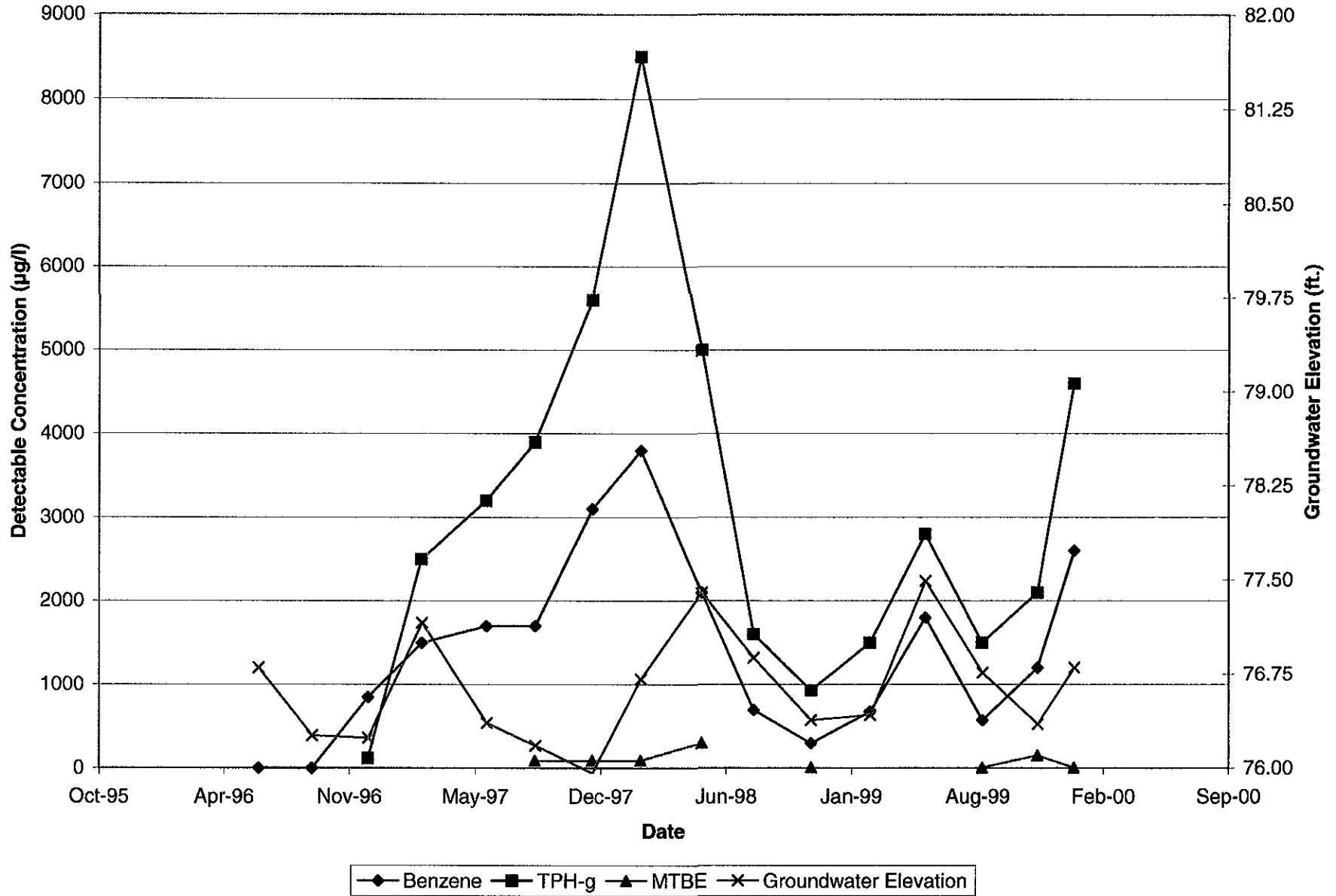
Graph 6, MW-6
 Sears Store No. 1039, 1911 Telegraph Avenue,
 Oakland, California

Detectable Hydrocarbon Concentrations and Groundwater Elevation vs. Time



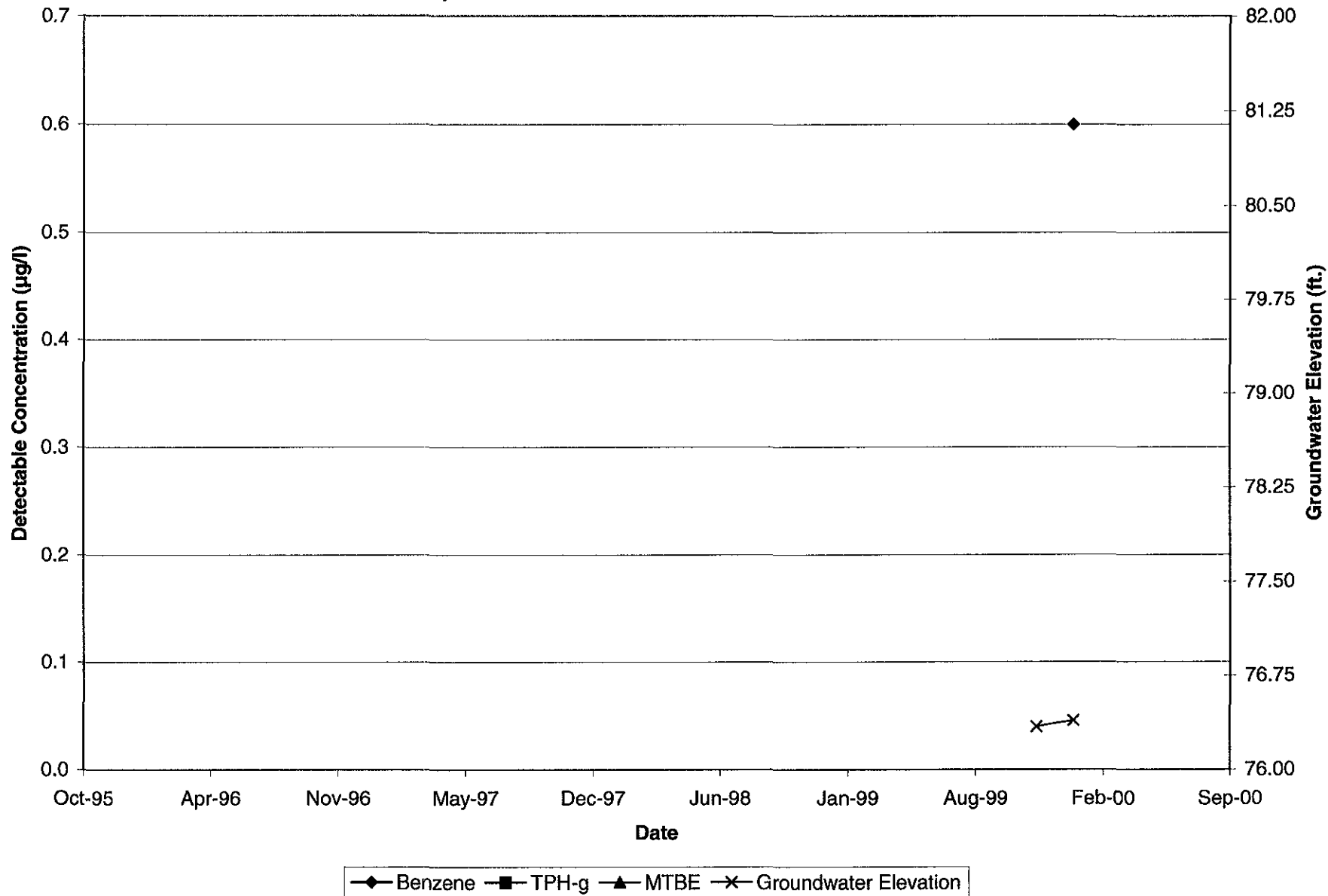
Graph 7, MW-7
 Sears Store No. 1039, 1911 Telegraph Avenue,
 Oakland, California

Detectable Hydrocarbon Concentrations and Groundwater Elevation vs. Time



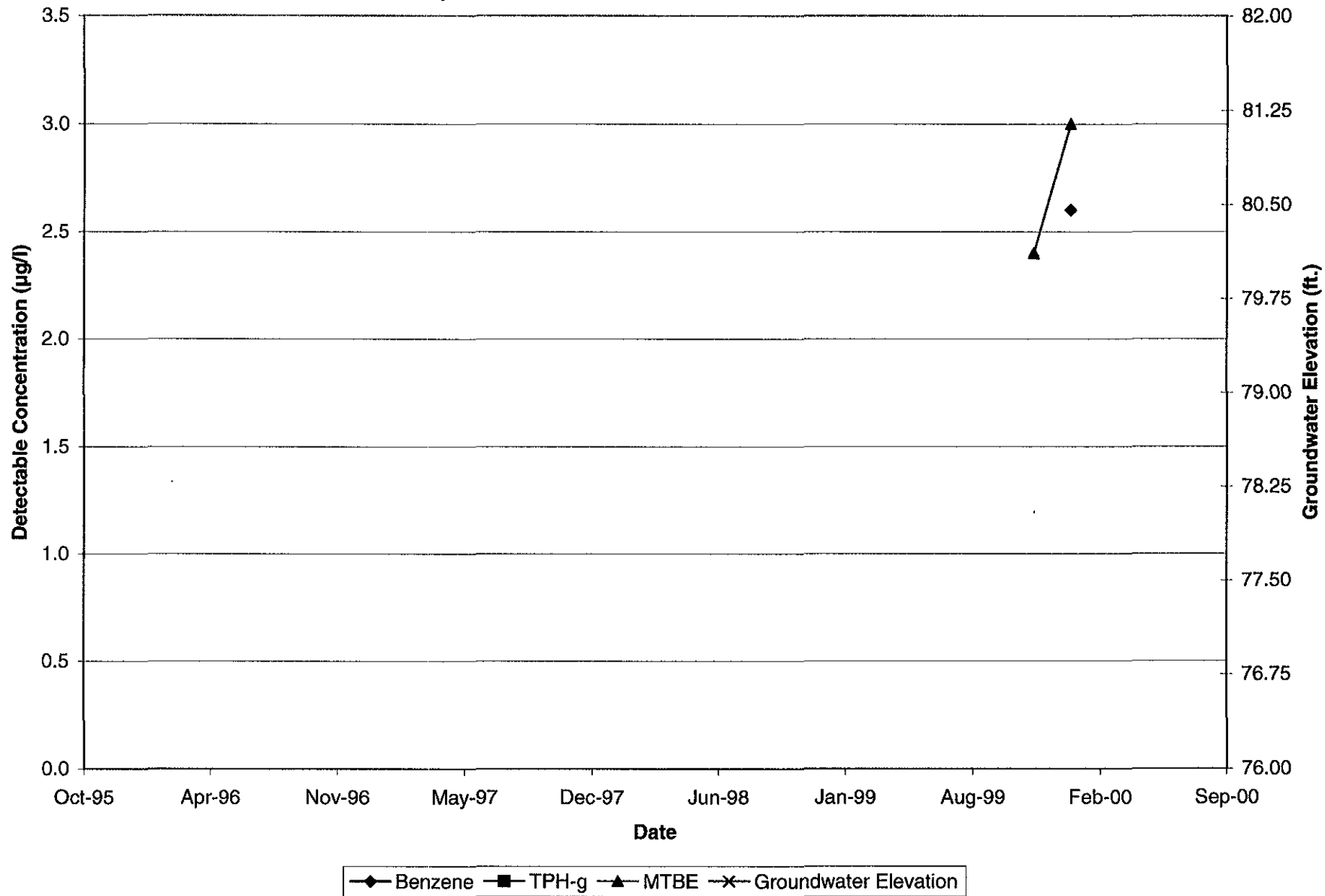
Graph 8, MW-8
Sears Store No. 1039, 1911 Telegraph Avenue,
Oakland, California

Detectable Hydrocarbon Concentrations and Groundwater Elevation vs. Time



Graph 9, MW-9
Sears Store No. 1039, 1911 Telegraph Avenue,
Oakland, California

Detectable Hydrocarbon Concentrations and Groundwater Elevation vs. Time



Attachment 5

Laboratory Reports and Chain-of-Custody Documents



REPORT OF ANALYTICAL RESULTS

Client: David Bero
IT Corporation
4005 Port Chicago Hwy.
Concord, CA 94520

Lab Number: 19033-1
Collected: 02/01/00
Received: 02/04/00
Matrix: Aqueous

Project: Sears Telegraph #1039
Project Number: 1176601.03054300
Collected by: Hector Merino

Sample Description:
MW-1
Analyzed: 02/08/00
Method: EPA 8260

CONSTITUENT	PQL* ug/L	RESULT** ug/L
PURGEABLE HALOCARBONS		
Bromobenzene	0.5	ND
Bromodichloromethane	0.5	ND
Bromoform	0.5	ND
Bromomethane (Methyl Bromide)	0.5	ND
Carbon Tetrachloride	0.5	ND
Chlorobenzene	0.5	ND
Chloroethane (Ethyl Chloride)	0.5	ND
2-Chloroethylvinyl Ether	1.0	ND
Chloroform	0.5	ND
Chloromethane (Methyl Chloride)	0.5	ND
Dibromochloromethane	0.5	ND
Dibromomethane	0.5	ND
1,2-Dichlorobenzene	0.5	ND
1,3-Dichlorobenzene	0.5	ND
1,4-Dichlorobenzene	0.5	ND
Dichlorodifluoromethane	0.5	ND
1,1-Dichloroethane	0.5	ND
1,2-Dichloroethane (EDC)	0.5	ND
1,1-Dichloroethene	0.5	ND
cis-1,2-Dichloroethene	0.5	ND
trans-1,2-Dichloroethene	0.5	ND
1,2-Dichloropropane	0.5	ND
cis-1,3-Dichloropropene	0.5	ND
trans-1,3-Dichloropropene	0.5	ND
Methylene Chloride	0.5	ND
1,1,1,2-Tetrachloroethane	0.5	ND
1,1,2,2-Tetrachloroethane	0.5	ND
Tetrachloroethene (PCE)	0.5	24.
1,1,1-Trichloroethane (TCA)	0.5	ND
1,1,2-Trichloroethane	0.5	ND
Trichloroethene (TCE)	0.5	ND
Trichlorofluoromethane (freon 11)	0.5	ND
1,2,3-Trichloropropane	0.5	ND
Vinyl Chloride	0.5	ND
Percent Surrogate Recovery		97

ZymaX envirotechnology, inc. is certified by CA Department of Health Services: Laboratory #1717

*PQL - Practical Quantitation Limit

**Results listed as ND would have been reported if present at or above the listed PQL.

Submitted by,
ZymaX envirotechnology, inc.

Michael Ng
Assistant Lab Director

MSD #2
19033-1h.xls
MN/jgt/bp/mb



REPORT OF ANALYTICAL RESULTS

Client: David Bero
IT Corporation
4005 Port Chicago Hwy.
Concord, CA 94520

Lab Number: 19033-1
Collected: 02/01/00
Received: 02/04/00
Matrix: Aqueous

Project: Sears Telegraph #1039
Project Number: 1176601.03054300
Collected by: Hector Merino

Sample Description:
MW-1
Analyzed: 02/08/00
Method: See Below

CONSTITUENT	PQL* ug/L	RESULT** ug/L
Benzene	0.5	ND
Toluene	0.5	ND
Ethylbenzene	0.5	ND
Xylenes	0.5	ND
Methyl-t-Butyl Ether (MTBE)	0.5	ND
Percent Surrogate Recovery		97

TOTAL PETROLEUM HYDROCARBONS

Total Petroleum Hydrocarbons 50. ND
BTX as a Percent of Fuel N/A

ZymaX envirotechnology, inc. is certified by CA Department of Health Services: Laboratory #1717

*PQL - Practical Quantitation Limit

**Results listed as ND would have been reported if present at or above the listed PQL.

Note: Analyzed by EPA 8260 and GC/MS Combination.


Note: Analytical range is C4-C12.

Note: TPH quantitated against gasoline.

Note: MTBE not included in TPH result.

MSD #2
19033-1.xls
MN/jgt/bp/mb

Submitted by,
ZymaX envirotechnology, inc.


Michael Ng
Assistant Lab Director



REPORT OF ANALYTICAL RESULTS

Client: David Bero
IT Corporation
4005 Port Chicago Hwy.
Concord, CA 94520

Lab Number: 19033-2
Collected: 02/01/00
Received: 02/04/00
Matrix: Aqueous

Project: Sears Telegraph #1039
Project Number: 1176601.03054300
Collected by: Hector Merino

Sample Description:
MW-3
Analyzed: 02/08/00
Method: EPA 8260

CONSTITUENT	PQL* ug/L	RESULT** ug/L
PURGEABLE HALOCARBONS		
Bromobenzene	0.5	ND
Bromodichloromethane	0.5	ND
Bromoform	0.5	ND
Bromomethane (Methyl Bromide)	0.5	ND
Carbon Tetrachloride	0.5	ND
Chlorobenzene	0.5	ND
Chloroethane (Ethyl Chloride)	0.5	ND
2-Chloroethylvinyl Ether	1.0	ND
Chloroform	0.5	ND
Chloromethane (Methyl Chloride)	0.5	ND
Dibromochloromethane	0.5	ND
Dibromomethane	0.5	ND
1,2-Dichlorobenzene	0.5	ND
1,3-Dichlorobenzene	0.5	ND
1,4-Dichlorobenzene	0.5	ND
Dichlorodifluoromethane	0.5	ND
1,1-Dichloroethane	0.5	ND
1,2-Dichloroethane (EDC)	0.5	ND
1,1-Dichloroethene	0.5	ND
cis-1,2-Dichloroethene	0.5	ND
trans-1,2-Dichloroethene	0.5	ND
1,2-Dichloropropane	0.5	ND
cis-1,3-Dichloropropene	0.5	ND
trans-1,3-Dichloropropene	0.5	ND
Methylene Chloride	0.5	ND
1,1,1,2-Tetrachloroethane	0.5	ND
1,1,2,2-Tetrachloroethane	0.5	ND
Tetrachloroethene (PCE)	0.5	6.9
1,1,1-Trichloroethane (TCA)	0.5	ND
1,1,2-Trichloroethane	0.5	ND
Trichloroethene (TCE)	0.5	ND
Trichlorofluoromethane (freon 11)	0.5	ND
1,2,3-Trichloropropane	0.5	ND
Vinyl Chloride	0.5	ND
Percent Surrogate Recovery		98

ZymaX envirotechnology, inc. is certified by CA Department of Health Services: Laboratory #1717

*PQL - Practical Quantitation Limit

**Results listed as ND would have been reported if present at or above the listed PQL.

Submitted by,
ZymaX envirotechnology, inc.

Michael Ng
Assistant Lab Director

MSD #2
19033-2h.xls
MN/jgt/bp/mb



REPORT OF ANALYTICAL RESULTS

Client: David Bero
IT Corporation
4005 Port Chicago Hwy.
Concord, CA 94520

Lab Number: 19033-2
Collected: 02/01/00
Received: 02/04/00
Matrix: Aqueous

Project: Sears Telegraph #1039
Project Number: 1176601.03054300
Collected by: Hector Merino

Sample Description:
MW-3
Analyzed: 02/08/00
Method: See Below

CONSTITUENT	PQL* ug/L	RESULT** ug/L
Benzene	0.5	ND
Toluene	0.5	ND
Ethylbenzene	0.5	ND
Xylenes	0.5	ND
Methyl-t-Butyl Ether (MTBE)	0.5	ND
Percent Surrogate Recovery		98

TOTAL PETROLEUM HYDROCARBONS

Total Petroleum Hydrocarbons	50.	ND
BTX as a Percent of Fuel		N/A

ZymaX envirotechnology, inc. is certified by CA Department of Health Services: Laboratory #1717

*PQL - Practical Quantitation Limit

**Results listed as ND would have been reported if present at or above the listed PQL.

Note: Analyzed by EPA 8260 and GC/MS Combination.

Note: Analytical range is C4-C12.

Note: TPH quantitated against gasoline.

Note: MTBE not included in TPH result.

Submitted by,
ZymaX envirotechnology, inc.

Michael Ng
Assistant Lab Director

MSD #2
19033-2.xls
MN/jgt/bp/mb



REPORT OF ANALYTICAL RESULTS

Client: David Bero
IT Corporation
4005 Port Chicago Hwy.
Concord, CA 94520

Lab Number: 19033-3
Collected: 02/01/00
Received: 02/04/00
Matrix: Aqueous

Project: Sears Telegraph #1039
Project Number: 1176601.03054300
Collected by: Hector Merino

Sample Description:
MW-8
Analyzed: 02/08/00
Method: EPA 8260

CONSTITUENT	PQL* ug/L	RESULT** ug/L
PURGEABLE HALOCARBONS		
Bromobenzene	0.5	ND
Bromodichloromethane	0.5	ND
Bromoform	0.5	ND
Bromomethane (Methyl Bromide)	0.5	ND
Carbon Tetrachloride	0.5	ND
Chlorobenzene	0.5	ND
Chloroethane (Ethyl Chloride)	0.5	ND
2-Chloroethylvinyl Ether	1.0	ND
Chloroform	0.5	ND
Chloromethane (Methyl Chloride)	0.5	ND
Dibromochloromethane	0.5	ND
Dibromomethane	0.5	ND
1,2-Dichlorobenzene	0.5	ND
1,3-Dichlorobenzene	0.5	ND
1,4-Dichlorobenzene	0.5	ND
Dichlorodifluoromethane	0.5	ND
1,1-Dichloroethane	0.5	ND
1,2-Dichloroethane (EDC)	0.5	ND
1,1-Dichloroethene	0.5	ND
cis-1,2-Dichloroethene	0.5	ND
trans-1,2-Dichloroethene	0.5	ND
1,2-Dichloropropane	0.5	ND
cis-1,3-Dichloropropene	0.5	ND
trans-1,3-Dichloropropene	0.5	ND
Methylene Chloride	0.5	ND
1,1,1,2-Tetrachloroethane	0.5	ND
1,1,2,2-Tetrachloroethane	0.5	ND
Tetrachloroethene (PCE)	0.5	7.8
1,1,1-Trichloroethane (TCA)	0.5	ND
1,1,2-Trichloroethane	0.5	ND
Trichloroethene (TCE)	0.5	ND
Trichlorofluoromethane (freon 11)	0.5	ND
1,2,3-Trichloropropane	0.5	ND
Vinyl Chloride	0.5	ND
Percent Surrogate Recovery		99

ZymaX envirotechnology, inc. is certified by CA Department of Health Services: Laboratory #1717

*PQL - Practical Quantitation Limit

**Results listed as ND would have been reported if present at or above the listed PQL.

Submitted by,
ZymaX envirotechnology, inc.

Michael Ng
Assistant Lab Director

MSD #2
19033-3h.xls
MN/jgt/bp/mb



REPORT OF ANALYTICAL RESULTS

Client: David Bero
IT Corporation
4005 Port Chicago Hwy.
Concord, CA 94520

Lab Number: 19033-3
Collected: 02/01/00
Received: 02/04/00
Matrix: Aqueous

Project: Sears Telegraph #1039
Project Number: 1176601.03054300
Collected by: Hector Merino

Sample Description: MW-8
Analyzed: 02/08/00
Method: See Below

CONSTITUENT	PQL * ug/L	RESULT ** ug/L
Benzene	0.5	0.6
Toluene	0.5	ND
Ethylbenzene	0.5	ND
Xylenes	0.5	ND
Methyl-t-Butyl Ether (MTBE)	0.5	ND
Percent Surrogate Recovery		99

TOTAL PETROLEUM HYDROCARBONS

Total Petroleum Hydrocarbons	50.	ND
BTX as a Percent of Fuel		N/A

ZymaX envirotechnology, inc. is certified by CA Department of Health Services: Laboratory #1717

*PQL - Practical Quantitation Limit

**Results listed as ND would have been reported if present at or above the listed PQL.

Note: Analyzed by EPA 8260 and GC/MS Combination.

Note: Analytical range is C4-C12.

Note: TPH quantitated against gasoline.

Note: MTBE not included in TPH result.

Submitted by,
ZymaX envirotechnology, inc.

Michael Ng
Assistant Lab Director

MSD #2
19033-3.xls
MN/jgt/bp/mb



REPORT OF ANALYTICAL RESULTS

Client: David Bero
IT Corporation
4005 Port Chicago Hwy.
Concord, CA 94520

Lab Number: 19033-4
Collected: 02/01/00
Received: 02/04/00
Matrix: Aqueous

Project: Sears Telegraph #1039
Project Number: 1176601.03054300
Collected by: Hector Merino

Sample Description:
MW-9
Analyzed: 02/08/00
Method: EPA 8260

CONSTITUENT	PQL* ug/L	RESULT** ug/L
PURGEABLE HALOCARBONS		
Bromobenzene	0.5	ND
Bromodichloromethane	0.5	ND
Bromoform	0.5	ND
Bromomethane (Methyl Bromide)	0.5	ND
Carbon Tetrachloride	0.5	ND
Chlorobenzene	0.5	ND
Chloroethane (Ethyl Chloride)	0.5	ND
2-Chloroethylvinyl Ether	1.0	ND
Chloroform	0.5	ND
Chloromethane (Methyl Chloride)	0.5	ND
Dibromochloromethane	0.5	ND
Dibromomethane	0.5	ND
1,2-Dichlorobenzene	0.5	ND
1,3-Dichlorobenzene	0.5	ND
1,4-Dichlorobenzene	0.5	ND
Dichlorodifluoromethane	0.5	ND
1,1-Dichloroethane	0.5	ND
1,2-Dichloroethane (EDC)	0.5	36.
1,1-Dichloroethene	0.5	ND
cis-1,2-Dichloroethene	0.5	0.7
trans-1,2-Dichloroethene	0.5	ND
1,2-Dichloropropane	0.5	ND
cis-1,3-Dichloropropene	0.5	ND
trans-1,3-Dichloropropene	0.5	ND
Methylene Chloride	0.5	ND
1,1,1,2-Tetrachloroethane	0.5	ND
1,1,2,2-Tetrachloroethane	0.5	ND
Tetrachloroethene (PCE)	0.5	60.
1,1,1-Trichloroethane (TCA)	0.5	ND
1,1,2-Trichloroethane	0.5	ND
Trichloroethene (TCE)	0.5	22.
Trichlorofluoromethane (freon 11)	0.5	ND
1,2,3-Trichloropropane	0.5	ND
Vinyl Chloride	0.5	ND
Percent Surrogate Recovery		100

ZymaX envirotechnology, inc. is certified by CA Department of Health Services: Laboratory #1717

*PQL - Practical Quantitation Limit

**Results listed as ND would have been reported if present at or above the listed PQL.

Submitted by,
ZymaX envirotechnology, inc.

Michael Ng
Assistant Lab Director

MSD #2
19033-4h.xls
MN/jgt/bp/mb



REPORT OF ANALYTICAL RESULTS

Client: David Bero
IT Corporation
4005 Port Chicago Hwy.
Concord, CA 94520

Lab Number: 19033-4
Collected: 02/01/00
Received: 02/04/00
Matrix: Aqueous

Project: Sears Telegraph #1039
Project Number: 1176601.03054300
Collected by: Hector Merino

Sample Description:
MW-9
Analyzed: 02/08/00
Method: See Below

CONSTITUENT	PQL* ug/L	RESULT** ug/L
Benzene	0.5	2.6
Toluene	0.5	ND
Ethylbenzene	0.5	ND
Xylenes	0.5	ND
Methyl-t-Butyl Ether (MTBE)	0.5	3.0
Percent Surrogate Recovery		100


TOTAL PETROLEUM HYDROCARBONS

Total Petroleum Hydrocarbons	50.	ND
BTX as a Percent of Fuel		N/A

ZymaX envirotechnology, inc. is certified by CA Department of Health Services: Laboratory #1717
*PQL - Practical Quantitation Limit
**Results listed as ND would have been reported if present at or above the listed PQL.

Note: Analyzed by EPA 8260 and GC/MS Combination.
Note: Analytical range is C4-C12.
Note: TPH quantitated against gasoline.
Note: MTBE not included in TPH result.

Submitted by,
ZymaX envirotechnology, inc.


Michael Ng
Assistant Lab Director

MSD #2
19033-4.xls
MN/jgt/bp/mb



REPORT OF ANALYTICAL RESULTS

Client: David Bero
IT Corporation
4005 Port Chicago Hwy.
Concord, CA 94520

Lab Number: 19033-5
Collected: 02/01/00
Received: 02/04/00
Matrix: Aqueous

Project: Sears Telegraph #1039
Project Number: 1176601.03054300
Collected by: Hector Merino

Sample Description:
MW-7
Analyzed: 02/08/00
Method: EPA 8260

CONSTITUENT	PQL* ug/L	RESULT** ug/L
PURGEABLE HALOCARBONS		
Bromobenzene	0.5	ND
Bromodichloromethane	0.5	ND
Bromoform	0.5	ND
Bromomethane (Methyl Bromide)	0.5	ND
Carbon Tetrachloride	0.5	ND
Chlorobenzene	0.5	ND
Chloroethane (Ethyl Chloride)	0.5	1.2
2-Chloroethylvinyl Ether	1.0	ND
Chloroform	0.5	ND
Chloromethane (Methyl Chloride)	0.5	ND
Dibromochloromethane	0.5	ND
Dibromomethane	0.5	ND
1,2-Dichlorobenzene	0.5	ND
1,3-Dichlorobenzene	0.5	ND
1,4-Dichlorobenzene	0.5	ND
Dichlorodifluoromethane	0.5	ND
1,1-Dichloroethane	0.5	ND
1,2-Dichloroethane (EDC)	0.5	110.
1,1-Dichloroethene	0.5	ND
cis-1,2-Dichloroethene	0.5	1.7
trans-1,2-Dichloroethene	0.5	ND
1,2-Dichloropropane	0.5	ND
cis-1,3-Dichloropropene	0.5	ND
trans-1,3-Dichloropropene	0.5	ND
Methylene Chloride	0.5	ND
1,1,1,2-Tetrachloroethane	0.5	ND
1,1,2,2-Tetrachloroethane	0.5	ND
Tetrachloroethene (PCE)	0.5	3.4
1,1,1-Trichloroethane (TCA)	0.5	ND
1,1,2-Trichloroethane	0.5	ND
Trichloroethene (TCE)	0.5	6.0
Trichlorofluoromethane (freon 11)	0.5	ND
1,2,3-Trichloropropane	0.5	ND
Vinyl Chloride	0.5	ND
Percent Surrogate Recovery		98

ZymaX envirotechnology, inc. is certified by CA Department of Health Services: Laboratory #1717

*PQL - Practical Quantitation Limit

**Results listed as ND would have been reported if present at or above the listed PQL.

Submitted by,
ZymaX envirotechnology, inc.

Michael Ng
Assistant Lab Director

MSD #2
19033-5h.xls
MN/jgt/bp/mb



REPORT OF ANALYTICAL RESULTS

Client: David Bero
IT Corporation
4005 Port Chicago Hwy.
Concord, CA 94520

Lab Number: 19033-5
Collected: 02/01/00
Received: 02/04/00
Matrix: Aqueous

Project: Sears Telegraph #1039
Project Number: 1176601.03054300
Collected by: Hector Merino

Sample Description:
MW-7
Analyzed: 02/08/00
Method: See Below

CONSTITUENT	PQL * ug/L	RESULT ** ug/L
Benzene	0.5	2600.
Toluene	0.5	16.
Ethylbenzene	0.5	140.
Xylenes	0.5	210.
Methyl-t-Butyl Ether (MTBE)	0.5	6.6
Percent Surrogate Recovery		98

TOTAL PETROLEUM HYDROCARBONS

Total Petroleum Hydrocarbons	50.	4600.
BTX as a Percent of Fuel		101

ZymaX envirotechnology, inc. is certified by CA Department of Health Services: Laboratory #1717

*PQL - Practical Quantitation Limit

**Results listed as ND would have been reported if present at or above the listed PQL.


Note: Analyzed by EPA 8260 and GC/MS Combination.

Note: Analytical range is C4-C12.

Note: TPH quantitated against gasoline.

Note: MTBE not included in TPH result.

Submitted by,
ZymaX envirotechnology, inc.


Michael Ng
Assistant Lab Director

MSD #2
19033-5.xls
MN/jgt/bp/mb



REPORT OF ANALYTICAL RESULTS

Client: David Bero
 IT Corporation
 4005 Port Chicago Hwy.
 Concord, CA 94520

Lab Number: 19033-6
 Collected: 02/01/00
 Received: 02/04/00
 Matrix: Aqueous

Project: Sears Telegraph #1039
 Project Number: 1176601.03054300
 Collected by: Hector Merino

Sample Description:
 MW-6
 Analyzed: 02/08/00
 Method: EPA 8260


CONSTITUENT	PQL* ug/L	RESULT** ug/L
PURGEABLE HALOCARBONS		
Bromobenzene	0.5	ND
Bromodichloromethane	0.5	ND
Bromoform	0.5	ND
Bromomethane (Methyl Bromide)	0.5	ND
Carbon Tetrachloride	0.5	ND
Chlorobenzene	0.5	ND
Chloroethane (Ethyl Chloride)	0.5	ND
2-Chloroethylvinyl Ether	1.0	ND
Chloroform	0.5	ND
Chloromethane (Methyl Chloride)	0.5	ND
Dibromochloromethane	0.5	ND
Dibromomethane	0.5	ND
1,2-Dichlorobenzene	0.5	ND
1,3-Dichlorobenzene	0.5	ND
1,4-Dichlorobenzene	0.5	ND
Dichlorodifluoromethane	0.5	ND
1,1-Dichloroethane	0.5	ND
1,2-Dichloroethane (EDC)	0.5	2.2
1,1-Dichloroethene	0.5	ND
cis-1,2-Dichloroethene	0.5	ND
trans-1,2-Dichloroethene	0.5	ND
1,2-Dichloropropane	0.5	ND
cis-1,3-Dichloropropene	0.5	ND
trans-1,3-Dichloropropene	0.5	ND
Methylene Chloride	0.5	ND
1,1,1,2-Tetrachloroethane	0.5	ND
1,1,2,2-Tetrachloroethane	0.5	ND
Tetrachloroethene (PCE)	0.5	1.2
1,1,1-Trichloroethane (TCA)	0.5	ND
1,1,2-Trichloroethane	0.5	ND
Trichloroethene (TCE)	0.5	0.9
Trichlorofluoromethane (freon 11)	0.5	ND
1,2,3-Trichloropropane	0.5	ND
Vinyl Chloride	0.5	ND
Percent Surrogate Recovery		99

ZymaX envirotechnology, inc. is certified by CA Department of Health Services: Laboratory #1717

*PQL - Practical Quantitation Limit

**Results listed as ND would have been reported if present at or above the listed PQL.

Submitted by,
 ZymaX envirotechnology, inc.


 Michael Ng
 Assistant Lab Director

MSD #2
 19033-6h.xls
 MN/jgt/bp/mb



REPORT OF ANALYTICAL RESULTS

Client: David Bero
IT Corporation
4005 Port Chicago Hwy.
Concord, CA 94520

Lab Number: 19033-6
Collected: 02/01/00
Received: 02/04/00
Matrix: Aqueous

Project: Sears Telegraph #1039
Project Number: 1176601.03054300
Collected by: Hector Merino

Sample Description:
MW-6
Analyzed: 02/08/00
Method: See Below

CONSTITUENT	PQL* ug/L	RESULT** ug/L
Benzene	0.5	ND
Toluene	0.5	ND
Ethylbenzene	0.5	ND
Xylenes	0.5	ND
Methyl-t-Butyl Ether (MTBE)	0.5	ND
Percent Surrogate Recovery		99

TOTAL PETROLEUM HYDROCARBONS

Total Petroleum Hydrocarbons	50.	ND
BTX as a Percent of Fuel		N/A

ZymaX envirotechnology, inc. is certified by CA Department of Health Services: Laboratory #1717

*PQL - Practical Quantitation Limit

**Results listed as ND would have been reported if present at or above the listed PQL.

Note: Analyzed by EPA 8260 and GC/MS Combination.

Note: Analytical range is C4-C12.

Note: TPH quantitated against gasoline.

Note: MTBE not included in TPH result.

Submitted by,
ZymaX envirotechnology, inc.

Michael Ng
Assistant Lab Director

MSD #2
19033-6.xls
MN/jgt/bp/mb



REPORT OF ANALYTICAL RESULTS

Client: David Bero
IT Corporation
4005 Port Chicago Hwy.
Concord, CA 94520

Lab Number: 19033-6
Collected: 02/01/00
Received: 02/04/00
Matrix: Aqueous

Project: Sears Telegraph #1039
Project Number: 1176601.03054300
Collected by: Hector Merino

Sample Description:
MW-6
Analyzed: 02/11/00
Method: EPA 413.2

OIL & GREASE

CONSTITUENT	PQL* mg/L	RESULT** mg/L
-------------	--------------	------------------

Oil & Grease	1.0	ND
--------------	-----	----

ZymaX envirotechnology, inc. is certified by CA Department of Health Services: Laboratory #1717

*PQL - Practical Quantitation Limit

**Results listed as ND would have been reported if present at or above the listed PQL.

19033-6r.xls
MN/jgt/dz/ll

Submitted by,
ZymaX envirotechnology, inc.

Michael Ng
Assistant Lab Director



REPORT OF ANALYTICAL RESULTS

Client: David Bero
IT Corporation
4005 Port Chicago Hwy.
Concord, CA 94520

Lab Number: 19033-7
Collected: 02/01/00
Received: 02/04/00
Matrix: Aqueous

Project: Sears Telegraph #1039
Project Number: 1176601.03054300
Collected by: Hector Merino

Sample Description:
MW-4
Analyzed: 02/08/00
Method: EPA 8260

CONSTITUENT	PQL* ug/L	RESULT** ug/L
PURGEABLE HALOCARBONS		
Bromobenzene	0.5	ND
Bromodichloromethane	0.5	ND
Bromoform	0.5	ND
Bromomethane (Methyl Bromide)	0.5	ND
Carbon Tetrachloride	0.5	ND
Chlorobenzene	0.5	ND
Chloroethane (Ethyl Chloride)	0.5	ND
2-Chloroethylvinyl Ether	1.0	ND
Chloroform	0.5	ND
Chloromethane (Methyl Chloride)	0.5	ND
Dibromochloromethane	0.5	ND
Dibromomethane	0.5	ND
1,2-Dichlorobenzene	0.5	ND
1,3-Dichlorobenzene	0.5	ND
1,4-Dichlorobenzene	0.5	ND
Dichlorodifluoromethane	0.5	ND
1,1-Dichloroethane	0.5	ND
1,2-Dichloroethane (EDC)	0.5	ND
1,1-Dichloroethene	0.5	ND
cis-1,2-Dichloroethene	0.5	ND
trans-1,2-Dichloroethene	0.5	ND
1,2-Dichloropropane	0.5	ND
cis-1,3-Dichloropropene	0.5	ND
trans-1,3-Dichloropropene	0.5	ND
Methylene Chloride	0.5	ND
1,1,1,2-Tetrachloroethane	0.5	ND
1,1,2,2-Tetrachloroethane	0.5	ND
Tetrachloroethene (PCE)	0.5	ND
1,1,1-Trichloroethane (TCA)	0.5	ND
1,1,2-Trichloroethane	0.5	ND
Trichloroethene (TCE)	0.5	ND
Trichlorofluoromethane (freon 11)	0.5	ND
1,2,3-Trichloropropane	0.5	ND
Vinyl Chloride	0.5	ND
Percent Surrogate Recovery		99

ZymaX envirotechnology, inc. is certified by CA Department of Health Services: Laboratory #1717

*PQL - Practical Quantitation Limit

**Results listed as ND would have been reported if present at or above the listed PQL.

Submitted by,
ZymaX envirotechnology, inc.

Michael Ng
Assistant Lab Director

MSD #2
19033-7h.xls
MN/jgt/bp/mb



REPORT OF ANALYTICAL RESULTS

Client: David Bero
IT Corporation
4005 Port Chicago Hwy.
Concord, CA 94520

Lab Number: 19033-7
Collected: 02/01/00
Received: 02/04/00
Matrix: Aqueous

Project: Sears Telegraph #1039
Project Number: 1176601.03054300
Collected by: Hector Merino

Sample Description:
MW-4
Analyzed: 02/08/00
Method: See Below

CONSTITUENT	PQL* ug/L	RESULT** ug/L
Benzene	0.5	18.
Toluene	0.5	ND
Ethylbenzene	0.5	ND
Xylenes	0.5	ND
Methyl-t-Butyl Ether (MTBE)	0.5	ND
Percent Surrogate Recovery		99

TOTAL PETROLEUM HYDROCARBONS

Total Petroleum Hydrocarbons	50.	150.
BTX as a Percent of Fuel		12

ZymaX envirotechnology, inc. is certified by CA Department of Health Services: Laboratory #1717

*PQL - Practical Quantitation Limit

**Results listed as ND would have been reported if present at or above the listed PQL.

Note: Analyzed by EPA 8260 and GC/MS Combination.

Note: Analytical range is C4-C12.

Note: TPH quantitated against gasoline.

Note: MTBE not included in TPH result.

Submitted by,
ZymaX envirotechnology, inc.

Michael Ng
Assistant Lab Director

MSD #2
19033-7.xls
MN/jgt/bp/mb

Client: David Bero
IT Corporation
4005 Port Chicago Hwy.
Concord, CA 94520

Lab Number: 19033-7
Collected: 02/01/00
Received: 02/04/00
Matrix: Aqueous

Project: Sears Telegraph #1039
Project Number: 1176601.03054300
Collected by: Hector Merino

Sample Description:
MW-4
Analyzed: 02/11/00
Method: EPA 413.2

OIL & GREASE

CONSTITUENT	PQL* mg/L	RESULT** mg/L
-------------	--------------	------------------


Oil & Grease	1.0	8.0
--------------	-----	-----

ZyMaX envirotechnology, inc. is certified by CA Department of Health Services: Laboratory #1717

*PQL - Practical Quantitation Limit

**Results listed as ND would have been reported if present at or above the listed PQL.

Submitted by,
ZyMaX envirotechnology, inc.


Michael Ng
Assistant Lab Director

19033-7r.xls
MN/jgt/dz/ll



REPORT OF ANALYTICAL RESULTS

Client: David Bero
IT Corporation
4005 Port Chicago Hwy.
Concord, CA 94520

Lab Number: 19033-8
Collected: 02/01/00
Received: 02/04/00
Matrix: Aqueous

Project: Sears Telegraph #1039
Project Number: 1176601.03054300
Collected by: Hector Merino

Sample Description:
MW-5
Analyzed: 02/08/00
Method: EPA 8260

CONSTITUENT	PQL* ug/L	RESULT** ug/L
PURGEABLE HALOCARBONS		
Bromobenzene	0.5	ND
Bromodichloromethane	0.5	ND
Bromoform	0.5	ND
Bromomethane (Methyl Bromide)	0.5	ND
Carbon Tetrachloride	0.5	ND
Chlorobenzene	0.5	ND
Chloroethane (Ethyl Chloride)	0.5	ND
2-Chloroethylvinyl Ether	1.0	ND
Chloroform	0.5	ND
Chloromethane (Methyl Chloride)	0.5	ND
Dibromochloromethane	0.5	ND
Dibromomethane	0.5	ND
1,2-Dichlorobenzene	0.5	ND
1,3-Dichlorobenzene	0.5	ND
1,4-Dichlorobenzene	0.5	ND
Dichlorodifluoromethane	0.5	ND
1,1-Dichloroethane	0.5	ND
1,2-Dichloroethane (EDC)	0.5	ND
1,1-Dichloroethene	0.5	ND
cis-1,2-Dichloroethene	0.5	ND
trans-1,2-Dichloroethene	0.5	ND
1,2-Dichloropropane	0.5	ND
cis-1,3-Dichloropropene	0.5	ND
trans-1,3-Dichloropropene	0.5	ND
Methylene Chloride	0.5	ND
1,1,1,2-Tetrachloroethane	0.5	ND
1,1,2,2-Tetrachloroethane	0.5	ND
Tetrachloroethene (PCE)	0.5	ND
1,1,1-Trichloroethane (TCA)	0.5	ND
1,1,2-Trichloroethane	0.5	ND
Trichloroethene (TCE)	0.5	ND
Trichlorofluoromethane (freon 11)	0.5	ND
1,2,3-Trichloropropane	0.5	ND
Vinyl Chloride	0.5	ND
Percent Surrogate Recovery		99

ZymaX envirotechnology, inc. is certified by CA Department of Health Services: Laboratory #1717

*PQL - Practical Quantitation Limit

**Results listed as ND would have been reported if present at or above the listed PQL.

Submitted by,
ZymaX envirotechnology, inc.

Michael Ng
Assistant Lab Director

MSD #2
19033-8h.xls
MN/jgt/bp/st



REPORT OF ANALYTICAL RESULTS

Client: David Bero
IT Corporation
4005 Port Chicago Hwy.
Concord, CA 94520

Lab Number: 19033-8
Collected: 02/01/00
Received: 02/04/00
Matrix: Aqueous

Project: Sears Telegraph #1039
Project Number: 1176601.03054300
Collected by: Hector Merino

Sample Description:
MW-5
Analyzed: 02/08/00
Method: See Below

CONSTITUENT	PQL* ug/L	RESULT** ug/L
Benzene	0.5	42.
Toluene	0.5	1.2
Ethylbenzene	0.5	ND
Xylenes	0.5	ND
Methyl-t-Butyl Ether (MTBE)	0.5	ND
Percent Surrogate Recovery		99

TOTAL PETROLEUM HYDROCARBONS

Total Petroleum Hydrocarbons	50.	180.
BTX as a Percent of Fuel		24

ZymaX envirotechnology, inc. is certified by CA Department of Health Services: Laboratory #1717

*PQL - Practical Quantitation Limit

**Results listed as ND would have been reported if present at or above the listed PQL.

Note: Analyzed by EPA 8260 and GC/MS Combination.

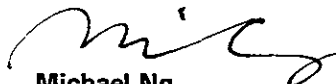
Note: Analytical range is C4-C12.

Note: TPH quantitated against gasoline.

Note: MTBE not included in TPH result.

MSD #2
19033-8.xls
MN/jgt/bp/st

Submitted by,
ZymaX envirotechnology, inc.


Michael Ng
Assistant Lab Director



REPORT OF ANALYTICAL RESULTS

Client: David Bero
IT Corporation
4005 Port Chicago Hwy.
Concord, CA 94520

Lab Number: 19033-9
Collected: 02/01/00
Received: 02/04/00
Matrix: Aqueous

Project: Sears Telegraph #1039
Project Number: 1176601.03054300
Collected by: Hector Merino

Sample Description:
MW-2
Analyzed: 02/08/00
Method: EPA 8260


CONSTITUENT	PQL* ug/L	RESULT** ug/L
PURGEABLE HALOCARBONS		
Bromobenzene	0.5	ND
Bromodichloromethane	0.5	ND
Bromoform	0.5	ND
Bromomethane (Methyl Bromide)	0.5	ND
Carbon Tetrachloride	0.5	ND
Chlorobenzene	0.5	ND
Chloroethane (Ethyl Chloride)	0.5	1.9
2-Chloroethylvinyl Ether	1.0	ND
Chloroform	0.5	ND
Chloromethane (Methyl Chloride)	0.5	ND
Dibromochloromethane	0.5	ND
Dibromomethane	0.5	ND
1,2-Dichlorobenzene	0.5	ND
1,3-Dichlorobenzene	0.5	ND
1,4-Dichlorobenzene	0.5	ND
Dichlorodifluoromethane	0.5	ND
1,1-Dichloroethane	0.5	ND
1,2-Dichloroethane (EDC)	0.5	73.
1,1-Dichloroethene	0.5	ND
cis-1,2-Dichloroethene	0.5	2.0
trans-1,2-Dichloroethene	0.5	ND
1,2-Dichloropropane	0.5	ND
cis-1,3-Dichloropropene	0.5	ND
trans-1,3-Dichloropropene	0.5	ND
Methylene Chloride	0.5	ND
1,1,1,2-Tetrachloroethane	0.5	ND
1,1,2,2-Tetrachloroethane	0.5	ND
Tetrachloroethene (PCE)	0.5	ND
1,1,1-Trichloroethane (TCA)	0.5	ND
1,1,2-Trichloroethane	0.5	ND
Trichloroethene (TCE)	0.5	15.
Trichlorofluoromethane (freon 11)	0.5	ND
1,2,3-Trichloropropane	0.5	ND
Vinyl Chloride	0.5	ND
Percent Surrogate Recovery		98

ZymaX envirotechnology, inc. is certified by CA Department of Health Services: Laboratory #1717

*PQL - Practical Quantitation Limit

**Results listed as ND would have been reported if present at or above the listed PQL.

Submitted by,
ZymaX envirotechnology, inc.


Michael Ng
Assistant Lab Director

MSD #2
19033-9h.xls
MN/jgt/bp/st



REPORT OF ANALYTICAL RESULTS

Client: David Bero
IT Corporation
4005 Port Chicago Hwy.
Concord, CA 94520

Lab Number: 19033-9
Collected: 02/01/00
Received: 02/04/00
Matrix: Aqueous

Project: Sears Telegraph #1039
Project Number: 1176601.03054300
Collected by: Hector Merino

Sample Description:
MW-2
Analyzed: 02/08/00
Method: See Below

CONSTITUENT	PQL * ug/L	RESULT** ug/L
Benzene	0.5	610.
Toluene	0.5	4.4
Ethylbenzene	0.5	63.
Xylenes	0.5	5.9
Methyl-t-Butyl Ether (MTBE)	0.5	ND
Percent Surrogate Recovery		98

TOTAL PETROLEUM HYDROCARBONS

Total Petroleum Hydrocarbons	50.	1200.
BTX as a Percent of Fuel		52

ZymaX envirotechnology, inc. is certified by CA Department of Health Services: Laboratory #1717

*PQL - Practical Quantitation Limit

**Results listed as ND would have been reported if present at or above the listed PQL.

Note: Analyzed by EPA 8260 and GC/MS Combination.

Note: Analytical range is C4-C12.

Note: TPH quantitated against gasoline.

Note: MTBE not included in TPH result.

Submitted by,
ZymaX envirotechnology, inc.

Michael Ng
Assistant Lab Director

MSD #2
19033-9.xls
MN/jgt/bp



REPORT OF ANALYTICAL RESULTS

Client: David Bero
IT Corporation
4005 Port Chicago Hwy.
Concord, CA 94520

Lab Number: 19033-10
Collected: 02/01/00
Received: 02/04/00
Matrix: Aqueous

Project: Sears Telegraph #1039
Project Number: 1176601.03054300
Collected by: Hector Merino

Sample Description:
DUP
Analyzed: 02/09/00
Method: EPA 8260


CONSTITUENT	PQL* ug/L	RESULT** ug/L
Benzene	5.0	590.
Toluene	5.0	6.3
Ethylbenzene	5.0	65.
Xylenes	5.0	7.1
Percent Surrogate Recovery		100

ZymaX envirotechnology, inc. is certified by CA Department of Health Services: Laboratory #1717

*PQL - Practical Quantitation Limit

**Results listed as ND would have been reported if present at or above the listed PQL.

MSD #7
19033-10.xls
MN/jgt/bp/st

Submitted by,
ZymaX envirotechnology, inc.

Michael Ng
Assistant Lab Director



REPORT OF ANALYTICAL RESULTS

Client: David Bero
IT Corporation
4005 Port Chicago Hwy.
Concord, CA 94520

Lab Number: 19033-11
Collected: 02/01/00
Received: 02/04/00
Matrix: Aqueous

Project: Sears Telegraph #1039
Project Number: 1176601.03054300
Collected by: Hector Merino

Sample Description:
TBLB
Analyzed: 02/09/00
Method: EPA 8260

CONSTITUENT	PQL* ug/L	RESULT** ug/L
Benzene	0.5	ND
Toluene	0.5	ND
Ethylbenzene	0.5	ND
Xylenes	0.5	ND
Percent Surrogate Recovery		99


ZymaX envirotechnology, inc. is certified by CA Department of Health Services: Laboratory #1717

*PQL - Practical Quantitation Limit

**Results listed as ND would have been reported if present at or above the listed PQL.

MSD #7
19033-11.xls
MN/jgt/bp/st

Submitted by,
ZymaX envirotechnology, inc.


Michael Ng
Assistant Lab Director



71 Zaca Lane San Luis Obispo CA 93401 tel 805.544.4696 fax 805.544.8226

CHAIN of CUSTODY

report to David Pico	phone (925) 288-9898	fax (925) 288-0888	ANALYSIS REQUESTED	Turnaround Time
company IT Corp	project SEARS-telegraph #1039			
address 4125 Potrero Chicago Hwy Menard Ca. 94573	project # 1176601.03054300			
	sampler Hector Merino			

ZymaX use only	SAMPLE DESCRIPTION	Date Sampled	Time	Matrix	Preserve	Chlorinated Hydrocarbons	BTEX MIBK TPHE	Other (VOC)	Other (Pesticides)	# of containers	Remarks
19033-1	MW-1	2-1-00	13:36	GW	Hcl	X	X				
-2	MW-3	2-1-00	13:42	GW	Hcl	X	X				
-3	MW-8	2-1-00	13:50	GW	Hcl	X	X				
-4	MW-9	2-1-00	13:55	GW	Hcl	X	X				
-5	MW-7	2-1-00	14:00	GW	Hcl	X	X				
-6	MW-6	2-1-00	14:08	GW	Hcl	X	X	X			
-7	MW-4	2-1-00	14:16	GW	Hcl	X	X	X			
-8	MW-5	2-1-00	14:24	GW	Hcl	X	X				
-9	MW-2	2-1-00	14:32	GW	Hcl	X	X				
-10	DUP	2-1-00	14:33	GW	Hcl				X		
-11	TBLB	2-1-00		DI					X		

Comments	Relinquished by:	Received by:
	Signature: <u>Hector Merino</u>	Signature: <u>Frank [unclear]</u>
	Print: <u>Hector Merino</u>	Print: <u>[unclear]</u>
	Company: <u>IT Corp</u>	Company: <u>[unclear]</u>
	Date: <u>2-1-00</u> Time: _____	Date: <u>2/4/2000</u> Time: _____

Sample integrity upon receipt: Samples received intact <input type="checkbox"/> Samples received cold <input type="checkbox"/> Custody seals <input type="checkbox"/> Correct container types <input type="checkbox"/>	Bill 3rd Party: _____ PO# _____ Quote yes no	Relinquished by: Signature _____ Print _____ Company _____ Date _____ Time _____	Received by ZymaX envirotechnology inc: Signature _____ Print _____ Company _____ Date _____ Time _____
---	--	---	--