



**FLUOR DANIEL GTI**

5510/630  
RECEIVED  
OCT 15 1997

October 14, 1997

Mr. Dale Klettke, CHMM  
Hazardous Materials Specialist  
Alameda County, Health Care Services Agency  
Environmental Health Services Dept.  
1131 Harbor Bay Parkway, Suite 250  
Alameda, CA 94502-6577

Subject: Quarterly Groundwater Monitoring and Sampling Report  
Sears Store 1039; 1911 Telegraph Avenue, Oakland, California  
Fluor Daniel GTI Project 020200282

Dear Mr. Klettke:

On behalf of Sears, Roebuck & Co., Fluor Daniel GTI, Inc. presents the quarterly groundwater monitoring and sampling data collected on August 27, 1997 from the site referenced above. The nine groundwater monitoring wells were gauged to determine depth to groundwater and to check for the presence of separate-phase petroleum hydrocarbons. Separate-phase hydrocarbons were not detected in the monitoring wells. A potentiometric surface map is presented in attachment 1, figure 1. A summary of monitoring data is presented in attachment 2, table 1.

After measuring depth to water, all monitoring wells were purged and sampled. Groundwater monitoring and sample collection protocol, and field data sheets are presented in attachment 3. The groundwater samples were analyzed for dissolved benzene, toluene, ethylbenzene and total xylenes (BTEX), methyl tert-butyl ether (MTBE), and total petroleum hydrocarbons (TPH)-as-gasoline by EPA methods 8020/modified 8015, and chlorinated hydrocarbons by EPA method 8010. Additionally, wells MW-4 and MW-6 were analyzed for total oil and grease (SM5520 C&F). A summary of the groundwater analytical results is presented in table 2. A distribution map of dissolved benzene and TPH-as-gasoline concentrations is presented in figure 2. Laboratory reports and chain-of-custody records are included in attachment 4.

If you have comments or questions, please contact me at (510) 370-3990.

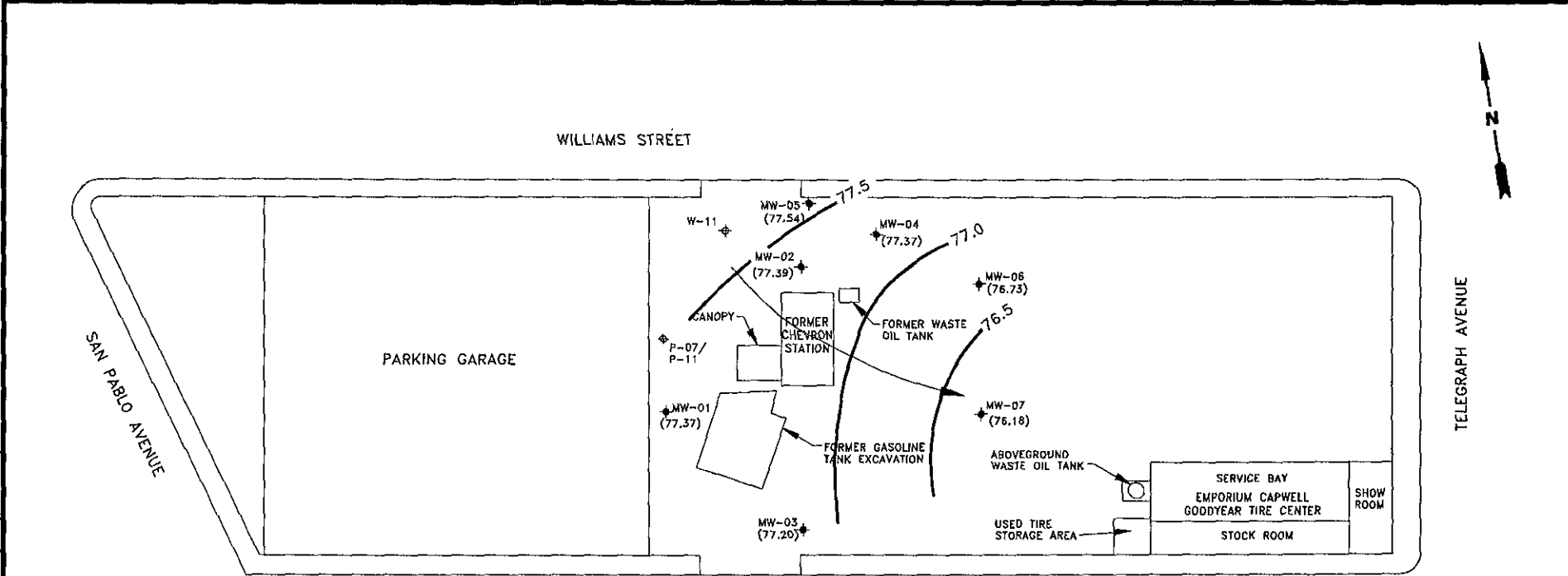
Sincerely,  
Fluor Daniel GTI, Inc.

Eileen Brennan  
West Zone Project Manager

Attachments

cc: Mr. Scott M. DeMuth, Sears, Roebuck and Co.  
Central Files, Lenexa, Kansas

1039QMSR.97



WILLIAMS STREET

SAN PABLO AVENUE



TELEGRAPH AVENUE

PARKING GARAGE

MW-05 (77.54)  
 MW-04 (77.37)  
 MW-02 (77.39)  
 MW-06 (76.73)  
 MW-07 (76.18)  
 MW-01 (77.37)  
 MW-03 (77.20)


CANOPY  
 FORMER CHEVRON STATION  
 FORMER WASTE OIL TANK  
 FORMER GASOLINE TANK EXCAVATION  
 ABOVEGROUND WASTE OIL TANK  
 USED TIRE STORAGE AREA

SERVICE BAY  
 EMPORIUM CAPWELL  
 GOODYEAR TIRE CENTER  
 STOCK ROOM  
 SHOW ROOM

19th STREET

- LEGEND**
- ◆ MONITORING WELL
  - ⊕ SOIL PROBE
  - ( ) POTENTIOMETRIC SURFACE ELEVATION (RELATIVE)
  - ( ) POTENTIOMETRIC SURFACE CONTOUR
  - GROUNDWATER FLOW DIRECTION

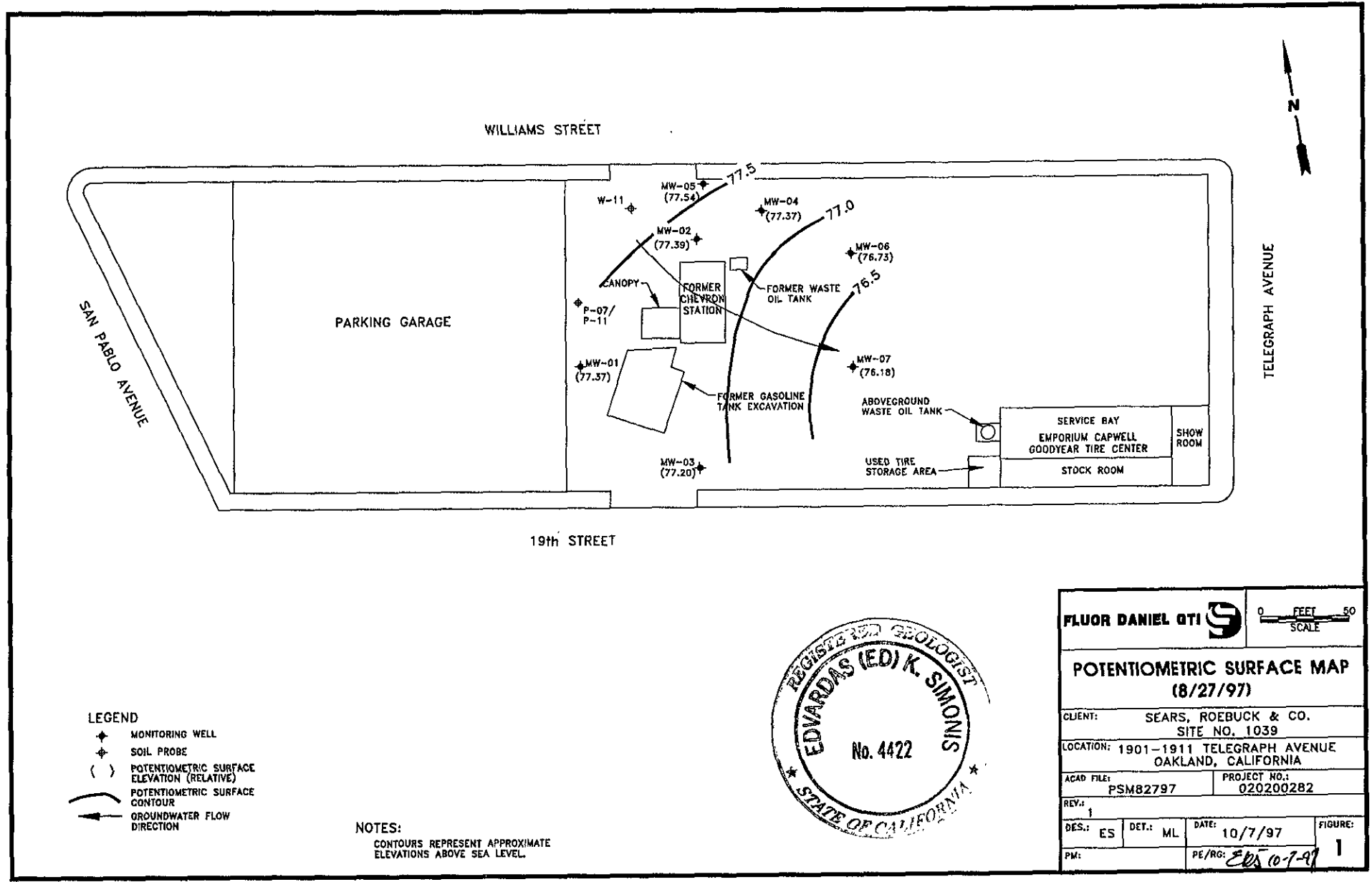
**NOTES:**  
 CONTOURS REPRESENT APPROXIMATE ELEVATIONS ABOVE SEA LEVEL.



97 OCT 15 AM 9:48 '99

<b>FLUOR DANIEL GTI</b>			
<b>POTENTIOMETRIC SURFACE MAP</b> <b>(8/27/97)</b>			
<b>CLIENT:</b> SEARS, ROEBUCK & CO. SITE NO. 1039			
<b>LOCATION:</b> 1901-1911 TELEGRAPH AVENUE OAKLAND, CALIFORNIA			
<b>ACAD FILE:</b> PSM82797		<b>PROJECT NO.:</b> 020200282	
<b>REV.:</b> 1			
<b>DES.:</b> ES	<b>DET.:</b> ML	<b>DATE:</b> 10/7/97	<b>FIGURE:</b> 1
<b>PM:</b>		<b>PE/RG:</b> <i>Eds 10-7-97</i>	

1901-1911 TELEGRAPH AVENUE  
 OAKLAND, CALIFORNIA



WILLIAMS STREET

TELEGRAPH AVENUE

SAN PABLO AVENUE

PARKING GARAGE

MW-05  
(77.54)

MW-04  
(77.37)

MW-02  
(77.39)

MW-06  
(76.73)

P-07/  
P-11

MW-01  
(77.37)

MW-07  
(76.18)

MW-03  
(77.20)

CANOPY

FORMER CHEVRON STATION

FORMER WASTE OIL TANK

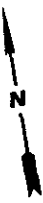
FORMER GASOLINE TANK EXCAVATION

ABOVEGROUND WASTE OIL TANK

USED TIRE STORAGE AREA

SERVICE BAY  
 EMPORIUM CAPWELL  
 GOODYEAR TIRE CENTER  
 STOCK ROOM  
 SHOW ROOM

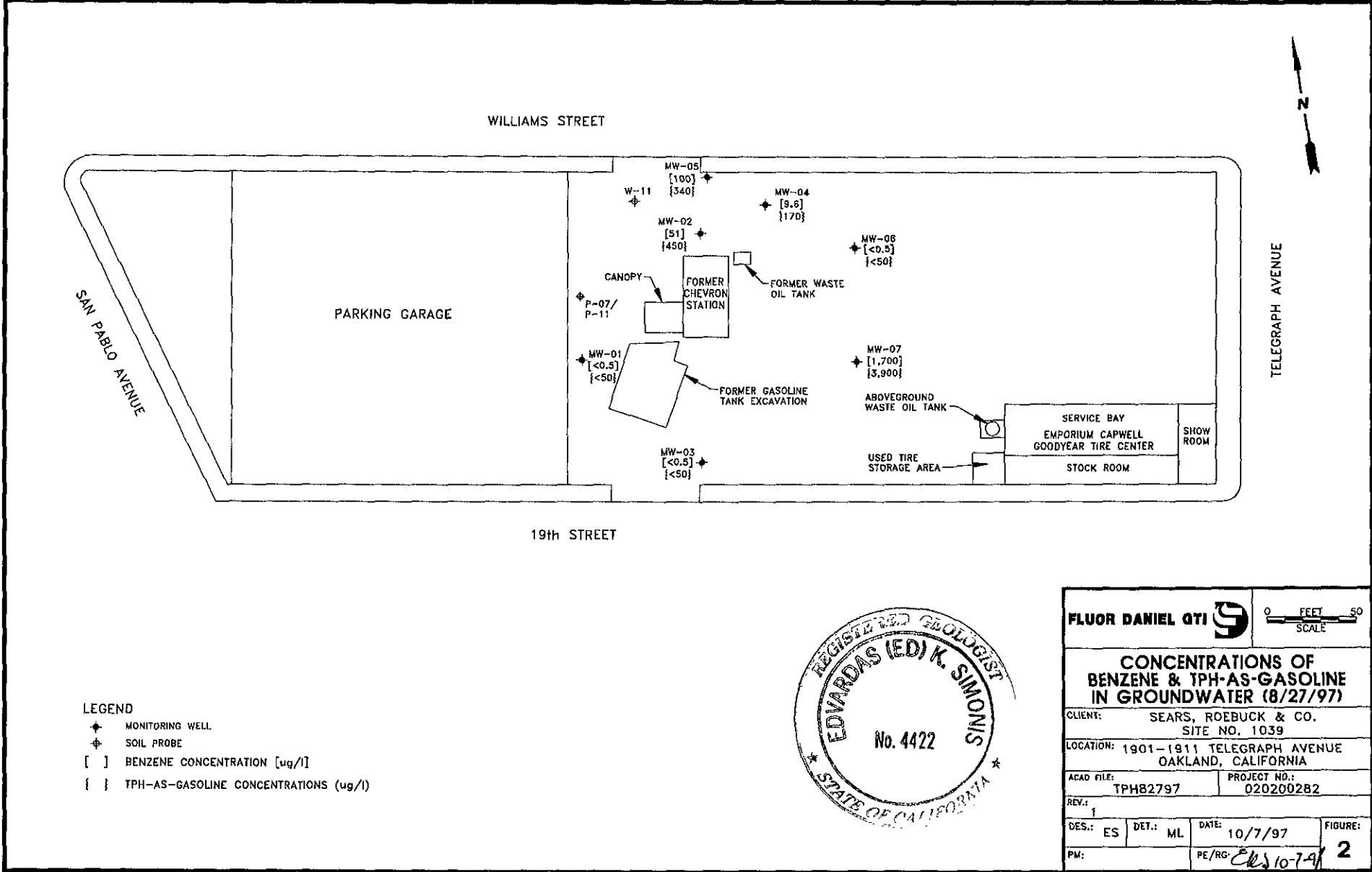
19th STREET



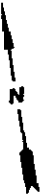
77.5

77.0

76.5



WILLIAMS STREET



TELEGRAPH AVENUE

SAN PABLO AVENUE

PARKING GARAGE

MW-05

W-11

MW-04

MW-02

MW-06

CANOPY

FORMER CHEVRON STATION

FORMER WASTE OIL TANK

P-07/  
P-11

MW-01

MW-07

FORMER GASOLINE TANK EXCAVATION

ABOVEGROUND WASTE OIL TANK

SERVICE BAY  
EMPORIUM CAPWELL  
GOODYEAR TIRE CENTER

SHOW ROOM

MW-03

USED TIRE STORAGE AREA

STOCK ROOM

19th STREET

LEGEND

- ◆ MONITORING WELL
- ⊕ SOIL PROBE
- [ ] BENZENE CONCENTRATION [ug/l]
- { } TPH-AS-GASOLINE CONCENTRATIONS (ug/l)

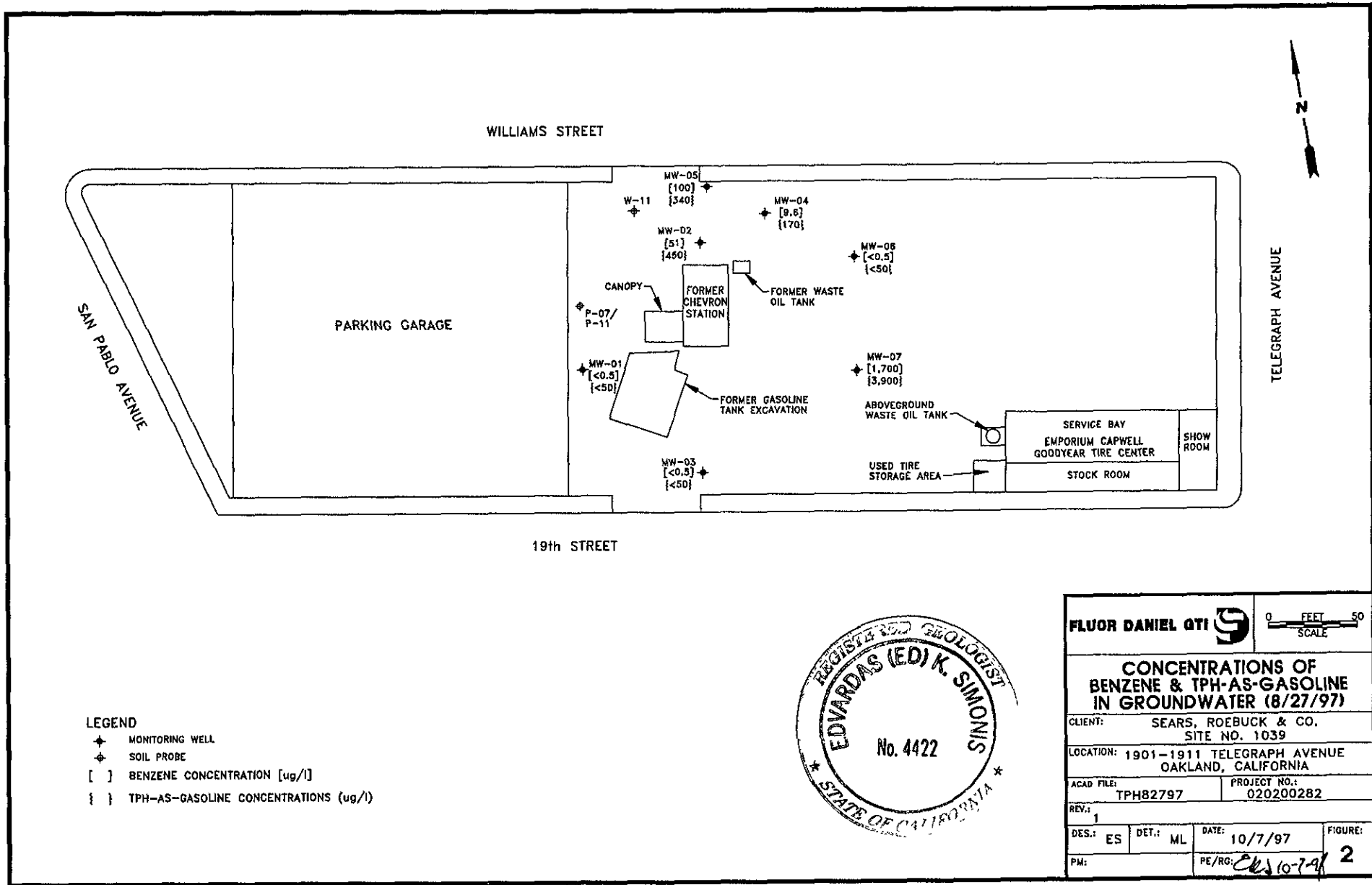


FLUOR DANIEL QTI



CONCENTRATIONS OF BENZENE & TPH-AS-GASOLINE IN GROUNDWATER (8/27/97)

CLIENT:		SEARS, ROEBUCK & CO. SITE NO. 1039	
LOCATION: 1901-1911 TELEGRAPH AVENUE OAKLAND, CALIFORNIA			
ACAD FILE:	TPH82797	PROJECT NO.:	020200282
REV.:	1		
DES.:	ES	DET.:	ML
DATE:		10/7/97	
PM:	PE/RC: <i>Eds 10-7-97</i>		FIGURE: 2



WILLIAMS STREET



TELEGRAPH AVENUE

SAN PABLO AVENUE

PARKING GARAGE

MW-05

W-11

MW-04

MW-02

MW-06

P-07/  
P-11

MW-01

MW-07

MW-03

CANOPY

FORMER CHEVRON STATION

FORMER WASTE OIL TANK

FORMER GASOLINE TANK EXCAVATION

ABOVEGROUND WASTE OIL TANK

USED TIRE STORAGE AREA

SERVICE BAY  
EMPORIUM CAPWELL  
GOODYEAR TIRE CENTER

SHOW ROOM

STOCK ROOM

19th STREET

LEGEND

- ⊕ MONITORING WELL
- ⊕ SOIL PROBE
- [ ] BENZENE CONCENTRATION [ug/l]
- { } TPH-AS-GASOLINE CONCENTRATIONS (ug/l)



FLUOR DANIEL QTI			
<b>CONCENTRATIONS OF BENZENE &amp; TPH-AS-GASOLINE IN GROUNDWATER (8/27/97)</b>			
CLIENT: SEARS, ROEBUCK & CO. SITE NO. 1039			
LOCATION: 1901-1911 TELEGRAPH AVENUE OAKLAND, CALIFORNIA			
ACAD FILE: TPH82797		PROJECT NO.: 020200282	
REV: 1			
DES.: ES	DET.: ML	DATE: 10/7/97	FIGURE: 2
PM:		PE/RO: <i>Ed 10-7-97</i>	

## **ATTACHMENT 1**

### **Figures**

1. **Potentiometric Surface Map (8/27/97)**
2. **Concentrations of Benzene and TPH-as-Gasoline in Groundwater (8/27/97)**

## **ATTACHMENT 2**

### **Tables**

1. **Summary of Historical Groundwater Monitoring Data**
2. **Summary of Historical Groundwater Analyses**

**TABLE 1**  
**Summary of Historical Groundwater Monitoring Data**  
 (All measurements are in feet; all elevations are in feet above mean sea level)

Sears Store 1039  
 1911 Telegraph Avenue, Oakland, California

Well ID	Casing Elev.	Date	Depth to Water	Depth to Product	Product Thickness	Groundwater Elev.
MW-1	94.34	06/12/96	16.21	--	--	78.13
		09/05/96	16.89	--	--	77.45
		12/03/96	17.07	--	--	77.27
		02/27/97	15.55	--	--	78.79
		06/10/97	16.46	--	--	77.88
		08/27/97	16.97	--	--	77.37
MW-2	93.94	06/12/96	16.01	--	--	77.93
		09/05/96	16.66	--	--	77.28
		12/03/96	16.20	--	--	77.74
		02/27/97	14.46	--	--	79.48
		06/10/97	14.00	--	--	79.94
		08/27/97	16.55	--	--	77.39
MW-3	95.67	06/12/96	17.56	--	--	78.10
		09/05/96	18.32	--	--	77.35
		12/03/96	18.57	--	--	77.10
		02/27/97	17.43	--	--	78.24
		06/10/97	18.12	--	--	77.55
		08/27/97	18.47	--	--	77.20
MW-4	91.99	06/12/96	14.21	--	--	77.78
		09/05/96	14.83	--	--	77.16
		12/03/96	13.99	--	--	78.00
		02/27/97	12.44	--	--	79.55
		06/10/97	14.20	--	--	77.79
		08/27/97	14.62	--	--	77.37
MW-5	92.09	06/12/96	14.13	--	--	77.96
		09/05/96	14.77	--	--	77.32
		12/03/96	13.99	--	--	78.10
		02/27/97	12.08	--	--	80.01
		06/10/97	16.00	--	--	76.09
		08/27/97	14.55	--	--	77.54



**TABLE 1**  
**Summary of Historical Groundwater Monitoring Data**  
 (All measurements are in feet; all elevations are in feet above mean sea level)

Sears Store 1039  
 1911 Telegraph Avenue, Oakland, California

Well ID	Casing Elev.	Date	Depth to Water	Depth to Product	Product Thickness	Groundwater Elev.
MW-6	92.15	06/12/96	14.99	--	--	77.16
		09/05/96	15.50	--	--	76.65
		12/03/96	15.07	--	--	77.08
		02/27/97	14.14	--	--	78.01
		06/10/97	15.30	--	--	76.85
		08/27/97	15.42	--	--	76.73
		06/12/96	16.56	--	--	76.80
MW-7	93.36	09/05/96	17.10	--	--	76.26
		12/03/96	17.12	--	--	76.24
		02/27/97	16.20	--	--	77.16
		06/10/97	17.00	--	--	76.36
		08/27/97	17.18	--	--	76.18

Notes:  
 "--" = indicates no datum for the cell, including "product not detected"

**TABLE 2**  
**Summary of Historical Groundwater Analyses**  
 (All results expressed in parts per billion)

Sears Store 1039  
 1911 Telegraph Avenue, Oakland, California

Well ID	Date Sampled	MTBE	Benzene	Toluene	Ethyl-benzene	Total Xylenes	TPH as Gasoline	TCE	1,2-DCA	cis 1,2 DCE	1,1 DCE	OIL/GREASE	PCE
MW-1	10/95	--	ND	ND	ND	ND	<50	ND	ND	--	--	--	9.9
	01/96	--	ND	ND	ND	ND	<50	14	ND	--	--	--	9.9
	06/12/96	--	<0.5	1.4	<0.5	<2	<50	<0.5	<0.5	--	--	--	12
	09/05/96	<5.0	<0.5	<0.5	<0.5	<2	<50	<0.5	<0.5	--	--	--	12
	12/03/96	<5.0	<0.5	<0.5	<0.5	<2	<50	<0.5	<0.5	<0.5	<0.5	--	<0.5
	02/27/97	<5.0	<0.5	<0.5	<0.5	<2	<50	1.3	<0.5	<0.5	<0.5	--	31
	06/10/97	<5.0	<0.5	<0.5	<0.5	<2	<50	<0.5	<0.5	<0.5	<0.5	--	19
	08/27/97	<5.0	<0.5	<0.5	<0.5	<2	<50	<0.5	<0.5	<0.5	<0.5	--	16
MW-2	10/95	--	1,200	5.4	41	5.9	2,900	40	280	--	--	--	ND
	01/96	--	1,100	11	100	6.9	780	38	270	--	--	--	ND
	06/12/96	--	890	7	56	10	3,600	40	160	--	--	--	<3
	09/05/96	<5.0	350	3.0	17	10	2,100	29	55	1.9	55	--	<0.5
	12/03/96	40	230	2.4	7.8	7	1,100	20	86	7	<0.5	--	<0.5
	02/27/97	12	210	2.2	6.0	3	1,000	25	43	<0.5	<0.5	--	0.8
	06/10/97	<30	510	3	6.0	<10	1,800	19	47	4.9	<0.5	--	1.0
	08/27/97	11	51	<0.5	1.4	<2	450	16	29	4.2	<0.5	--	0.5
MW-3	10/95	--	ND	ND	ND	ND	<50	ND	ND	--	--	--	ND
	01/96	--	ND	ND	ND	ND	ND	ND	ND	--	--	--	ND
	06/12/96	--	<0.5	<0.5	<0.5	<2	<50	<0.5	<0.5	--	--	<0.5	<0.5
	09/05/96	<5.0	<0.5	<0.5	<0.5	<2	<50	<0.5	<0.5	--	--	<0.5	<0.5
	12/03/96	<5.0	<0.5	<0.5	<0.5	<2	<50	<0.5	<0.5	<0.5	<0.5	--	2.3
	02/27/97	<5.0	<0.5	<0.5	<0.5	<2	<50	<0.5	<0.5	<0.5	<0.5	--	6.3
	06/10/97	<5.0	<0.5	<0.5	<0.5	<2	<50	<0.5	<0.5	<0.5	<0.5	--	5.9
	08/27/97	<5.0	<0.5	<0.5	<0.5	<2	<50	<0.5	<0.5	<0.5	<0.5	--	5.8
MW-4	10/95	--	4.1	ND	ND	ND	<50	ND	ND	--	--	--	ND
	01/96	--	5.8	ND	ND	ND	<50	ND	ND	--	--	--	ND
	06/12/96	--	11	<0.5	<0.5	<2	320	<0.5	<0.5	--	--	<0.5	<0.5
	09/05/96	--	5.6	<0.5	<0.5	<2	70	<0.5	<0.5	<0.5	<0.5	<0.5	<0.5
	12/03/96	15	11	<0.5	<0.5	<2	270	<0.5	0.9	<0.5	<0.5	<0.5	<0.5
	02/27/97	<5.0	3.1	<0.5	<0.5	<2	190	<0.5	<0.5	<0.5	<0.5	<500	<0.5
	06/10/97	<5.0	11	<0.5	<0.5	<2	200	<0.5	<0.5	<0.5	<0.5	--	<0.5
	08/27/97	<5.0	9.6	<0.5	<0.5	<2	170	<0.5	<0.5	<0.5	<0.5	<0.5	<0.5

**TABLE 2**  
**Summary of Historical Groundwater Analyses**  
 (All results expressed in parts per billion)

Sears Store 1039  
 1911 Telegraph Avenue, Oakland, California

Well ID	Date Sampled	MTBE	Benzene	Toluene	Ethyl-benzene	Total Xylenes	TPH as Gasoline	TCE	1,2-DCA	cis 1,2 DCE	1,1 DCE	OIL/GREASE	PCE
MW-5	10/95	-	86	ND	ND	ND	260	ND	ND	-	-	-	ND
	01/96	-	160	3.6	ND	ND	180	ND	ND	-	-	-	ND
	06/12/96	-	54	1.1	<0.5	<2	260	<0.5	<0.5	-	-	-	<0.5
	09/05/96	<5.0	22	1.0	<0.5	<2	160	<0.5	<0.5	-	-	-	<0.5
	12/03/96	6	18	0.6	<0.5	<2	170	<0.5	<0.5	<0.5	<0.5	-	<0.5
	02/27/97	<5	74	2.0	<0.5	<2	230	<0.5	<0.5	<0.5	<0.5	-	<0.5
	06/10/97	<30	490	19	<3.0	<10	1,200	<0.5	<0.5	<0.5	<0.5	-	<0.5
	08/27/97	<5.0	100	4.6	<0.5	<2	340	<0.5	<0.5	<0.5	<0.5	-	<0.5
MW-6	10/95	-	ND	ND	ND	ND	<50	11	33	-	-	-	6.2
	01/96	-	ND	ND	ND	ND	<50	12	5.3	-	-	-	7.2
	06/12/96	-	<0.5	<0.5	<0.5	<2	<50	5.0	7.9	-	-	<0.5	3.6
	09/05/96	△	0.8	<0.5	<0.5	<2	<50	5.2	7.5	-	-	<0.5	5.4
	12/03/96	△	<0.5	<0.5	<0.5	<2	<50	0.6	0.5	<0.5	<0.5	<0.5	0.9
	02/27/97	△	<0.5	<0.5	<0.5	<2	<50	0.5	<0.5	<0.5	<0.5	<500	1.3
	06/10/97	△	0.9	<0.5	<0.5	<2	<50	<0.5	<0.5	<0.5	<0.5	-	1.0
	08/27/97	△	<0.5	<0.5	<0.5	<2	<50	<0.5	<0.5	<0.5	<0.5	<0.5	0.9
MW-7	10/95	-	ND	ND	ND	ND	<50	3.5	8.3	-	-	-	5.3
	01/96	-	ND	ND	ND	ND	<50	4.8	5.7	-	-	-	9.3
	06/12/96	-	0.6	<0.5	<0.5	<2	<50	3.4	2.9	-	-	-	6.1
	09/05/96	△	1.2	<0.5	<0.5	<2	<50	4.2	5.9	-	-	-	8.3
	12/03/96	△	850	<5	<5	30	120	4.0	75	<3	<3	<0.5	4
	02/27/97	<30	1500	3	23	<10	2,500	4.0	65	<0.5	<0.5	-	2.2
	06/10/97	<50	1700	<5	59	<20	3,200	4.2	85	<0.5	<0.5	-	2.2
	08/27/97	90	1700	8	200	40	3,900	5.0	93	<3	<3	-	<3

Notes: Historical data before June 1996 as reported by previous consultants.

- "-" = No datum for the cell, including "not analyzed for this constituent."
- "<" = Compound was not detected above the laboratory reporting limits.
- TPH = Total petroleum hydrocarbons
- ND = Non-detectable (detection limits for each metal is listed in laboratory reports included in attachment 4)
- PCE = Tetrachloroethene
- 1,2 DCA = 1,2 Dichloroethane
- TCE = Trichloroethene
- MTBE = Methyl tert-Butyl ether
- cis 1,2-DCE = CIS-1,2-Dichloroethene
- 1,1-DCE = 1,1 Dichloroethene

**ATTACHMENT 3**

**Groundwater Monitoring and Sample Collection Protocol  
and Field Data Sheets**

# GROUNDWATER TECHNOLOGY GROUNDWATER MONITORING AND SAMPLE COLLECTION PROTOCOL

---

## Groundwater Monitoring

Groundwater monitoring is accomplished using a INTERFACE PROBE™ Well Monitoring System. The INTERFACE PROBE™ Well Monitoring System is a hand held, battery operated device for measuring the depth to separate-phase hydrocarbons and depth to water. The INTERFACE PROBE™ Well Monitoring System consists of a dual-sensing probe which utilizes an optical liquid sensor and electrical conductivity to distinguish between water and petroleum products.

Monitoring is accomplished by measuring from the surveyed top of well casing or grade to groundwater and separate-phase hydrocarbons if present. The static water elevation is then calculated for each well and a potentiometric surface map is constructed. If separate-phase hydrocarbons are detected the water elevation is adjusted by the following calculation:

$$(\text{Product thickness}) \times (0.8) + (\text{Water elevation}) = \text{Corrected water elevation}$$

Groundwater monitoring wells are monitored in order of wells with lowest concentrations of volatile organic compounds to wells with the highest concentrations, based upon historical concentrations. If separate-phase hydrocarbons are encountered in a well, the product is visually inspected to confirm and note color, amount, and viscosity. Monitoring equipment is washed with laboratory grade detergent and rinsed with distilled or deionized water before monitoring each well.

## Groundwater Sampling

Before groundwater samples are collected, sufficient water is purged from each well to ensure representative formation water is entering the well. Wells are purged and sampled in the same order as monitoring, from wells with the lowest concentrations of volatile organic compounds to wells with the highest concentrations. Wells are purged using either a polyvinyl chloride (PVC) bailer fitted with a check valve or with a stainless steel submersible Grundfos pump. The purge equipment is decontaminated before use in each well by washing with laboratory grade detergent and triple rinsing with deionized or distilled water. A minimum of 3 well-casing volumes of water are removed from each well while pH, electrical conductivity, and temperature are recorded to verify that "fresh" formation water is being sampled and the parameters have stabilized. If the well is low yielding, it may be purged dry and sampled before 3 casing volumes are purged. The wells are then allowed to recharge to approximately 80 percent of the initial water level before a sample is collected.

Groundwater samples are collected from each well using a new, prepackaged disposable bailer and string. The water sample is decanted from the bailer into laboratory-provided containers (appropriate for the analyses required) so that there is no headspace in the containers. Samples collected for benzene, toluene, ethylbenzene, xylene, and total petroleum hydrocarbons (TPH)-as-gasoline analyses are collected in 40-milliliter vials fitted with Teflon® septum lids. Samples are preserved with hydrochloric acid (HCL) to a pH of less than 2. Dissolved metals samples are filtered through a 0.45-micron paper filter in the field and preserved as required before submitting to the laboratory for analyses. All samples are labeled immediately upon collection and logged on the chain-of-custody record. Sample label and chain-of-custody recorded information includes the project name and number, sample identification, date and time of collection, analyses requested, and the sampler's name. Sample bottles are placed in plastic bags (to protect the bottles and labels) and on ice (frozen water) in an insulated cooler and are shipped under chain-of-custody protocol to the laboratory.

The chain-of-custody record documents who has possession of the samples until the analyses is performed. Other pertinent information is also noted for the laboratory use on the chain-of-custody record.

Trip blanks (TBLBs) are used for each project as a quality assurance/quality control measure. The TBLBs are prepared by the laboratory and are placed in the insulated cooler and accompany the field samples throughout the sampling event.

8/26

SITE VISIT FORM  
Fluor Daniel GTI - Martinez, California

FILE COPY

Project: 20200282.00  
Site: SEARS/1039/Oakland, CA  
Project Mgr: Eileen Brennan

Technician: *J. Merno*  
Scheduled: 8/25/97  
Site Mgr: Bob Butler

PREPARATORY COMMENTS

Visit Date: 8/28/97 Arrival Time: 8:50 Departure Time: 12:10

Work Order read in office:  Y/N upon arrival:  Y/N upon departure:  Y/N

Called PM?  Y/N Time: \_\_\_\_\_ Who: \_\_\_\_\_ Topic: \_\_\_\_\_

Are You In Possession of a Site Safety Plan?  Y/N

COC: Complete with store #, site address & proj office address?  Y/N

Job # and task #

GROUNDWATER SAMPLING - Task Nr: 030543 [Quarterly]

NOTIFY: Jennie Pinocci 48 hrs. in advance (510) 444-7662. (She will insure that wells are not covered). *Call 8/20/97 12:25 PM*

Notify Tom Peacock 72 hrs. in advance (510) 567-6782. DONE: 8/20/97 1:45  
*spse 12:26 w/ message c. schedule for 8/27*  
*Jellen*

SITE ADDRESS: 1911 Telegraph Avenue, Oakland, CA

cc: Eileen Brennan, Bob Butler

During any sampling activities, a minimum work zone will be defined by 10 ft by 10 ft square centered around the monitor well and marked with 36" -high orange traffic cones with flag poles and flag placed in the center of the cone and caution tape stretched between the cones. Employees will be constantly aware of the public access to the work zone and keep them within the outer perimeter of the cones and caution tape at all times.

1. Monitor and sample seven (7) wells in the following order: MW-1, MW-3, MW-7, MW-6, MW-4, MW-5 and MW-2. USE DISPOSABLE BAILERS.
2. Purge each well of 3 well volumes or until dry. Record pH, temp conductivity data.
3. Collect one trip blank and one duplicate from MW-2 and submit for BTEX- 8020 only. Pick up or have trip blank delivered from lab. Must use lab trip (AEN) for no cost.
4. Make a complete drum count and note the general condition of the site, wells and drums. Keep drum area tidy. Label drums properly.

**SITE VISIT FORM**  
**Fluor Daniel GTI - Martinez, California**

Project: 20200282.00  
 Site: SEARS/1039/Oakland, CA  
 Project Mgr: Eileen Brennan

Technician: [Signature]  
 Scheduled: 8/25/97  
 Site Mgr: Bob Butler

**GROUNDWATER SAMPLING (Continued) - Task Nr: 030543 [Quarterly]**

5. Submit samples to AEN lab in Pleasant Hill. ph. # (510) 930-9090, to be analyzed for BTEX/MTBE/TPH-G (EPA Method 8020/8015M), and chlorinated hydrocarbons (EPA method 8010). Wells MW-4 and MW-6 additionally analyze for Oil and Grease (C/F).

6. COMPLETED ALL THREE PAGES OF WASTE INVENTORY FORM? YES IF NO, EXPLAIN \_\_\_\_\_

Hours Estimated

Hours Used

**FINAL CHECKS**

SITE SECURITY: well/covers/gates... secure? Y/N-If No, Explain

WASTE COMPLIANCE: # of Drums w/: Water 1, Soil    , Empty    , Other    

DRUMS labeled? NA/Y/N Gen. Date: 8/27/97 Label Type: NON CLASS

SOIL pile? Y/N size:     cu.yds.

SITE LEFT CLEAN? (Y/N)

**TECHNICIAN'S COMMENTS**

MONITORED AND SAMPLED ALL WELLS.  
TOOK EXTRA SAMPLES FOR OIL & GREASE, ALSO  
MADE TRIP BLANK W OFFICE, NO AEN TRIP BLANKS  
IN REFRIGERATOR.

Total Hours Estimated

0.00

Total Hours Used

Travel Time Estimated

1.00

Travel Time Used

[Signature]  
 Technician





**SITE VISIT FORM  
GROUNDWATER TECHNOLOGY, INC.**

Project: Sears/1039/Oakland  
Store #: 1039, 1911 Telegraph Ave.  
Project Manager: Eileen Brennan

Technician: BOB BOTLER  
Schedule: 8/27/97  
Job No. 020200282.030543

**WELL WATER SAMPLING - TASK Nr: 030504 [QUARTERLY]**  
Gauge wells for volume of water & bail 3 well Vol.s. DECON  
all equipment & change gloves, string, etc. between each well.

Well  
ID

MW-1:	DTB_24.25	DTW <u>16.97</u>	SAT. THICK ___	#GAL. BAILED ___
MW-2:	DTB_24.10	DTW <u>16.55</u>	SAT. THICK ___	#GAL. BAILED ___
MW-3:	DTB_27.75	DTW <u>18.47</u>	SAT. THICK ___	#GAL. BAILED ___
MW-4:	DTB_23.55	DTW <u>14.62</u>	SAT. THICK ___	#GAL. BAILED ___
MW-5:	DTB_25.10	DTW <u>14.55</u>	SAT. THICK ___	#GAL. BAILED ___
MW-6:	DTB_26.75	DTW <u>15.42</u>	SAT. THICK ___	#GAL. BAILED ___
MW-7:	DTB_26.20	DTW <u>17.18</u>	SAT. THICK ___	#GAL. BAILED ___

NOTES: MONITORED AND SAMPLED ALL WELLS.  
GENERATED 1 DRUM, DRUM IS INSIDE GARAGE.  
REGULATOR DID NOT COME TO SITE, WILL  
~~RETRY~~ TRY TO MAKE NEXT VISIT.

HOURS ESTIMATED:

HOURS USED:

**FINAL CHECKS**

Are Wells Locked? YES NO Why Not?

Are Manholes Bolted Down? YES NO Why Not?



Project Name: Sears/1039/Oakland  
 Site Address: 1911 Telegraph Ave., Oakland  
 Project Number: 020200282.030543

Date: 8/27/97  
 Page 2 of 7  
 Project Manager: Eileen Brennan

Well ID: MW-3  
 Well Diameter: 4

DTW Measurements:  
 Initial: 18.47 Calc Well Volume: 600 gal  
 Recharge: \_\_\_\_\_ Well Volume: 1318.1 gal  
 DTB: 21.25

Purge Method \_\_\_\_\_ Pump Depth \_\_\_\_\_ ft.  
 Peristaltic \_\_\_\_\_ Hand Bailed \_\_\_\_\_  
 Gear Drive \_\_\_\_\_ Air Lift \_\_\_\_\_  
 Submersible ✓ Other \_\_\_\_\_

Instruments Used  
 YSI: X Other: \_\_\_\_\_  
 Hydac: \_\_\_\_\_  
 Omega: \_\_\_\_\_

Time	Temp <u>0</u> C _____ F	Conductivity (mmhos/cm)	pH	Purge Volume Gallons	Turbidity	Comments
9:50	21.8	0.55	5.99	5	cloudy	BROWN
9:52	21.9	0.55	6.01	10	↓	
9:54	21.7	0.58	6.23	15		DRY @ 15 GALLONS
				20		

Project Name: Sears/1039/Oakland  
 Site Address: 1911 Telegraph Ave., Oakland  
 Project Number: 020200282.030543

Date: 8/27/97  
 Page 3 of 7  
 Project Manager: Eileen Brennan

Well ID: MW-7  
 Well Diameter: 2

DTW Measurements:  
 Initial: 17.8 Calc Well Volume: 6.9 gal  
 Recharge: \_\_\_\_\_ Well Volume: 4.4 gal  
 DTB: 2020

Purge Method \_\_\_\_\_ Pump Depth \_\_\_\_\_ ft.  
 Peristaltic \_\_\_\_\_ Hand Bailed \_\_\_\_\_  
 Gear Drive \_\_\_\_\_ Air Lift \_\_\_\_\_  
 Submersible ✓ Other \_\_\_\_\_

Instruments Used  
 YSI: ✓ \_\_\_\_\_ Other: \_\_\_\_\_  
 Hydac: \_\_\_\_\_  
 Omega: \_\_\_\_\_

Time	Temp <u>°C</u> _____ / _____ <u>F</u>	Conductivity (mmhos/cm)	pH	Purge Volume Gallons	Turbidity	Comments
10:00	22.9	0.69	6.38	1	CLEAR	
10:01	22.5	0.72	6.40	2	CLOUDY	Brown
10:02	22.3	0.76	6.40	3	↓	DRY @ 3 gallons
				4		
				5		

Project Name: Sears/1039/Oakland  
 Site Address: 1911 Telegraph Ave., Oakland  
 Project Number: 020200282.030543

Date: 8/27/97  
 Page 4 of 7  
 Project Manager: Eileen Brennan

Well ID: MW-6  
 Well Diameter: 2

DTW Measurements:  
 Initial: 15.42 Calc Well Volume: 118 gal  
 Recharge: \_\_\_\_\_ Well Volume: 55 gal  
 DTB: 20.75

Purge Method \_\_\_\_\_ Pump Depth \_\_\_\_\_ ft.  
 Peristaltic \_\_\_\_\_ Hand Bailed \_\_\_\_\_  
 Gear Drive \_\_\_\_\_ Air Lift \_\_\_\_\_  
 Submersible  Other \_\_\_\_\_

Instruments Used  
 YSI: Y Other: \_\_\_\_\_  
 Hydac: \_\_\_\_\_  
 Omega: \_\_\_\_\_

Time	Temp	Conductivity (mmhos/cm)	pH	Purge Volume Gallons	Turbidity	Comments	
	<u>Y</u> C F						
10:12	23.3	0.73	6.55	1	cloudy	Brown	
10:13	22.8	0.77	6.52	2	↓		
10:14	22.6	0.79	6.51	3			
10:15	22.6	0.79	6.50	4			
10:16	22.5	0.80	6.51	5			DRY @ 5 GALONS



Project Name: Sears/1039/Oakland  
 Site Address: 1911 Telegraph Ave., Oakland  
 Project Number: 020200282.030543

Date: 8/27/97  
 Page 6 of 7  
 Project Manager: Eileen Brennan

Well ID: MW-5  
 Well Diameter: 2

DTW Measurements:  
 Initial: 14.55 Calc Well Volume: 1.7 gal  
 Recharge: \_\_\_\_\_ Well Volume: 3.5 gal  
 DTB: 25.10

Purge Method \_\_\_\_\_ Pump Depth \_\_\_\_\_ ft.  
 Peristaltic \_\_\_\_\_ Hand Bailed \_\_\_\_\_  
 Gear Drive \_\_\_\_\_ Air Lift \_\_\_\_\_  
 Submersible X Other \_\_\_\_\_

Instruments Used  
 YSI: X Other: \_\_\_\_\_  
 Hydac: \_\_\_\_\_  
 Omega: \_\_\_\_\_

Time	Temp <u>X</u> C ____ F	Conductivity (mmhos/cm)	pH	Purge Volume Gallons	Turbidity	Comments
10:34	23.6	0.95	6.66	1	cloudy	check odor
10:35	22.9	1.22	6.71	2		
10:38	22.8	1.24	6.74	3	↓	Done 30 mins
				4		
				5		





**ATTACHMENT 4**

**Laboratory Reports and Chain-of-Custody Record**

# American Environmental Network

## Certificate of Analysis

DOHS Certification: 1172

AIHA Accreditation: 11134

PAGE 1

FLUOR DANIEL GTI  
757 ARNOLD DRIVE, STE. D  
MARTINEZ, CA 94553

REPORT DATE: 09/12/97

DATE(S) SAMPLED: 08/27/97

DATE RECEIVED: 08/27/97

ATTN: EILEEN BRENNAN  
CLIENT PROJ. ID: 020200282  
CLIENT PROJ. NAME: STORE # 1039 *Oakland*

AEN WORK ORDER: 9708318


### PROJECT SUMMARY:

On August 27, 1997, this laboratory received 9 water sample(s).

Client requested sample(s) be analyzed for chemical parameters. Results of analysis are summarized on the following page(s). Please see quality control report for a summary of QC data pertaining to this project.

Samples will be stored for 30 days after completion of analysis, then disposed of in accordance with State and Federal regulations. Samples may be archived by prior arrangement.

If you have any questions, please contact Client Services at (510) 930-9090.

  
Larry Klein  
Laboratory Director

## FLUOR DANIEL GTI

SAMPLE ID: MW-1  
 AEN LAB NO: 9708318-01  
 AEN WORK ORDER: 9708318  
 CLIENT PROJ. ID: 020200282

DATE SAMPLED: 08/27/97  
 DATE RECEIVED: 08/27/97  
 REPORT DATE: 09/12/97

ANALYTE	METHOD/ CAS#	RESULT	REPORTING LIMIT	UNITS	DATE ANALYZED
BTEX & Gasoline HCs	EPA 8020				
Benzene	71-43-2	ND	0.5	ug/L	09/04/97
Toluene	108-88-3	ND	0.5	ug/L	09/04/97
Ethylbenzene	100-41-4	ND	0.5	ug/L	09/04/97
Xylenes, Total	1330-20-7	ND	2	ug/L	09/04/97
Purgeable HCs as Gasoline	5030/GCFID	ND	0.05	mg/L	09/04/97
Methyl t-Butyl Ether	1634-04-4	ND	5	ug/L	09/04/97
EPA 8010 - Water matrix	EPA 8010				
Bromodichloromethane	75-27-4	ND	0.5	ug/L	09/05/97
Bromoform	75-25-2	ND	0.5	ug/L	09/05/97
Bromomethane	74-83-9	ND	2	ug/L	09/05/97
Carbon Tetrachloride	56-23-5	ND	0.5	ug/L	09/05/97
Chlorobenzene	108-90-7	ND	0.5	ug/L	09/05/97
Chloroethane	75-00-3	ND	2	ug/L	09/05/97
2-Chloroethyl Vinyl Ether	110-75-8	ND	0.5	ug/L	09/05/97
Chloroform	67-66-3	ND	0.5	ug/L	09/05/97
Chloromethane	74-87-3	ND	2	ug/L	09/05/97
Dibromochloromethane	124-48-1	ND	0.5	ug/L	09/05/97
1,2-Dichlorobenzene	95-50-1	ND	0.5	ug/L	09/05/97
1,3-Dichlorobenzene	541-73-1	ND	0.5	ug/L	09/05/97
1,4-Dichlorobenzene	106-46-7	ND	0.5	ug/L	09/05/97
Dichlorodifluoromethane	75-71-8	ND	2	ug/L	09/05/97
1,1-Dichloroethane	75-34-3	ND	0.5	ug/L	09/05/97
1,2-Dichloroethane	107-06-2	ND	0.5	ug/L	09/05/97
1,1-Dichloroethene	75-35-4	ND	0.5	ug/L	09/05/97
cis-1,2-Dichloroethene	156-59-2	ND	0.5	ug/L	09/05/97
trans-1,2-Dichloroethene	156-60-5	ND	0.5	ug/L	09/05/97
1,2-Dichloropropane	78-87-5	ND	0.5	ug/L	09/05/97
cis-1,3-Dichloropropene	10061-01-5	ND	0.5	ug/L	09/05/97
trans-1,3-Dichloropropene	10061-02-6	ND	0.5	ug/L	09/05/97
Methylene Chloride	75-09-2	ND	2	ug/L	09/05/97
1,1,2,2-Tetrachloroethane	79-34-5	ND	0.5	ug/L	09/05/97
Tetrachloroethene	127-18-4	16 *	0.5	ug/L	09/05/97
1,1,1-Trichloroethane	71-55-6	ND	0.5	ug/L	09/05/97
1,1,2-Trichloroethane	79-00-5	ND	0.5	ug/L	09/05/97
Trichloroethene	79-01-6	ND	0.5	ug/L	09/05/97
Trichlorofluoromethane	75-69-4	ND	2	ug/L	09/05/97
1,1,2Trichlorotrifluoroethane	76-13-1	ND	0.5	ug/L	09/05/97
Vinyl Chloride	75-01-4	ND	2	ug/L	09/05/97

1.200  
 1.120  
 1.512

KE

KE

FLUOR DANIEL GTI

SAMPLE ID: MW-1  
AEN LAB NO: 9708318-01  
AEN WORK ORDER: 9708318  
CLIENT PROJ. ID: 020200282

DATE SAMPLED: 08/27/97  
DATE RECEIVED: 08/27/97  
REPORT DATE: 09/12/97

---

ANALYTE	METHOD/ CAS#	RESULT	REPORTING LIMIT	UNITS	DATE ANALYZED
---------	-----------------	--------	--------------------	-------	------------------

---

ND = Not detected at or above the reporting limit  
\* = Value at or above reporting limit

## FLUOR DANIEL GTI

SAMPLE ID: MW-3  
 AEN LAB NO: 9708318-02  
 AEN WORK ORDER: 9708318  
 CLIENT PROJ. ID: 020200282

DATE SAMPLED: 08/27/97  
 DATE RECEIVED: 08/27/97  
 REPORT DATE: 09/12/97

ANALYTE	METHOD/ CAS#	RESULT	REPORTING LIMIT	UNITS	DATE ANALYZED
<b>BTEX &amp; Gasoline HCs</b>					
	<b>EPA 8020</b>				
Benzene	71-43-2	ND	0.5	ug/L	09/04/97
Toluene	108-88-3	ND	0.5	ug/L	09/04/97
Ethylbenzene	100-41-4	ND	0.5	ug/L	09/04/97
Xylenes, Total	1330-20-7	ND	2	ug/L	09/04/97
Purgeable HCs as Gasoline	5030/GCFID	ND	0.05	mg/L	09/04/97
Methyl t-Butyl Ether	1634-04-4	ND	5	ug/L	09/04/97
<b>EPA 8010 - Water matrix</b>					
	<b>EPA 8010</b>				
Bromodichloromethane	75-27-4	ND	0.5	ug/L	09/05/97
Bromoform	75-25-2	ND	0.5	ug/L	09/05/97
Bromomethane	74-83-9	ND	2	ug/L	09/05/97
Carbon Tetrachloride	56-23-5	ND	0.5	ug/L	09/05/97
Chlorobenzene	108-90-7	ND	0.5	ug/L	09/05/97
Chloroethane	75-00-3	ND	2	ug/L	09/05/97
2-Chloroethyl Vinyl Ether	110-75-8	ND	0.5	ug/L	09/05/97
Chloroform	67-66-3	ND	0.5	ug/L	09/05/97
Chloromethane	74-87-3	ND	2	ug/L	09/05/97
Dibromochloromethane	124-48-1	ND	0.5	ug/L	09/05/97
1,2-Dichlorobenzene	95-50-1	ND	0.5	ug/L	09/05/97
1,3-Dichlorobenzene	541-73-1	ND	0.5	ug/L	09/05/97
1,4-Dichlorobenzene	106-46-7	ND	0.5	ug/L	09/05/97
Dichlorodifluoromethane	75-71-8	ND	2	ug/L	09/05/97
1,1-Dichloroethane	75-34-3	ND	0.5	ug/L	09/05/97
✓1,2-Dichloroethane	107-06-2	ND	0.5	ug/L	09/05/97
✓1,1-Dichloroethene	75-35-4	ND	0.5	ug/L	09/05/97
✓cis-1,2-Dichloroethene	156-59-2	ND	0.5	ug/L	09/05/97
trans-1,2-Dichloroethene	156-60-5	ND	0.5	ug/L	09/05/97
1,2-Dichloropropane	78-87-5	ND	0.5	ug/L	09/05/97
cis-1,3-Dichloropropene	10061-01-5	ND	0.5	ug/L	09/05/97
trans-1,3-Dichloropropene	10061-02-6	ND	0.5	ug/L	09/05/97
Methylene Chloride	75-09-2	ND	2	ug/L	09/05/97
1,1,2,2-Tetrachloroethane	79-34-5	ND	0.5	ug/L	09/05/97
✓Tetrachloroethene	127-18-4	5.8 *	0.5	ug/L	09/05/97
1,1,1-Trichloroethane	71-55-6	ND	0.5	ug/L	09/05/97
1,1,2-Trichloroethane	79-00-5	ND	0.5	ug/L	09/05/97
✓Trichloroethene	79-01-6	ND	0.5	ug/L	09/05/97
Trichlorofluoromethane	75-69-4	ND	2	ug/L	09/05/97
1,1,2Trichlorotrifluoroethane	76-13-1	ND	0.5	ug/L	09/05/97
Vinyl Chloride	75-01-4	ND	2	ug/L	09/05/97

FLUOR DANIEL GTI

SAMPLE ID: MW-3  
AEN LAB NO: 9708318-02  
AEN WORK ORDER: 9708318  
CLIENT PROJ. ID: 020200282

DATE SAMPLED: 08/27/97  
DATE RECEIVED: 08/27/97  
REPORT DATE: 09/12/97

---

ANALYTE	METHOD/ CAS#	RESULT	REPORTING LIMIT	UNITS	DATE ANALYZED
---------	-----------------	--------	--------------------	-------	------------------

---

ND = Not detected at or above the reporting limit  
\* = Value at or above reporting limit

## FLUOR DANIEL GTI

SAMPLE ID: MW-6  
 AEN LAB NO: 9708318-03  
 AEN WORK ORDER: 9708318  
 CLIENT PROJ. ID: 020200282

DATE SAMPLED: 08/27/97  
 DATE RECEIVED: 08/27/97  
 REPORT DATE: 09/12/97

ANALYTE	METHOD/ CAS#	RESULT	REPORTING LIMIT	UNITS	DATE ANALYZED
BTEX & Gasoline HCs	EPA 8020				
Benzene	71-43-2	ND	0.5	ug/L	09/04/97
Toluene	108-88-3	ND	0.5	ug/L	09/04/97
Ethylbenzene	100-41-4	ND	0.5	ug/L	09/04/97
Xylenes, Total	1330-20-7	ND	2	ug/L	09/04/97
Purgeable HCs as Gasoline	5030/GCFID	ND	0.05	mg/L	09/04/97
Methyl t-Butyl Ether	1634-04-4	ND	5	ug/L	09/04/97
#Water Extn for HCs		-		Extrn Date	09/02/97
Hydrocarbons (IR)	SM 5520F	ND	0.5	mg/L	09/03/97
Oil & Grease (IR)	SM 5520C	ND	0.5	mg/L	09/03/97
EPA 8010 - Water matrix	EPA 8010				
Bromodichloromethane	75-27-4	ND	0.5	ug/L	09/05/97
Bromoform	75-25-2	ND	0.5	ug/L	09/05/97
Bromomethane	74-83-9	ND	2	ug/L	09/05/97
Carbon Tetrachloride	56-23-5	ND	0.5	ug/L	09/05/97
Chlorobenzene	108-90-7	ND	0.5	ug/L	09/05/97
Chloroethane	75-00-3	ND	2	ug/L	09/05/97
2-Chloroethyl Vinyl Ether	110-75-8	ND	0.5	ug/L	09/05/97
Chloroform	67-66-3	ND	0.5	ug/L	09/05/97
Chloromethane	74-87-3	ND	2	ug/L	09/05/97
Dibromochloromethane	124-48-1	ND	0.5	ug/L	09/05/97
1,2-Dichlorobenzene	95-50-1	ND	0.5	ug/L	09/05/97
1,3-Dichlorobenzene	541-73-1	ND	0.5	ug/L	09/05/97
1,4-Dichlorobenzene	106-46-7	ND	0.5	ug/L	09/05/97
Dichlorodifluoromethane	75-71-8	ND	2	ug/L	09/05/97
1,1-Dichloroethane	75-34-3	ND	0.5	ug/L	09/05/97
✓1,2-Dichloroethane	107-06-2	ND	0.5	ug/L	09/05/97
✓1,1-Dichloroethene	75-35-4	ND	0.5	ug/L	09/05/97
✓cis-1,2-Dichloroethene	156-59-2	ND	0.5	ug/L	09/05/97
trans-1,2-Dichloroethene	156-60-5	ND	0.5	ug/L	09/05/97
1,2-Dichloropropane	78-87-5	ND	0.5	ug/L	09/05/97
cis-1,3-Dichloropropene	10061-01-5	ND	0.5	ug/L	09/05/97
trans-1,3-Dichloropropene	10061-02-6	ND	0.5	ug/L	09/05/97
Methylene Chloride	75-09-2	ND	2	ug/L	09/05/97
1,1,2,2-Tetrachloroethane	79-34-5	ND	0.5	ug/L	09/05/97
✓Tetrachloroethene	127-18-4	0.9 *	0.5	ug/L	09/05/97
1,1,1-Trichloroethane	71-55-6	ND	0.5	ug/L	09/05/97
1,1,2-Trichloroethane	79-00-5	ND	0.5	ug/L	09/05/97

## FLUOR DANIEL GTI

SAMPLE ID: MW-6  
AEN LAB NO: 9708318-03  
AEN WORK ORDER: 9708318  
CLIENT PROJ. ID: 020200282

DATE SAMPLED: 08/27/97  
DATE RECEIVED: 08/27/97  
REPORT DATE: 09/12/97

---

ANALYTE	METHOD/ CAS#	RESULT	REPORTING LIMIT	UNITS	DATE ANALYZED
Trichloroethene	79-01-6	ND	0.5	ug/L	09/05/97
Trichlorofluoromethane	75-69-4	ND	2	ug/L	09/05/97
1,1,2Trichlorotrifluoroethane	76-13-1	ND	0.5	ug/L	09/05/97
Vinyl Chloride	75-01-4	ND	2	ug/L	09/05/97

---

ND = Not detected at or above the reporting limit  
\* = Value at or above reporting limit



## FLUOR DANIEL GTI

SAMPLE ID: MW-7  
 AEN LAB NO: 9708318-04  
 AEN WORK ORDER: 9708318  
 CLIENT PROJ. ID: 020200282

DATE SAMPLED: 08/27/97  
 DATE RECEIVED: 08/27/97  
 REPORT DATE: 09/12/97

ANALYTE	METHOD/ CAS#	RESULT	REPORTING LIMIT	UNITS	DATE ANALYZED
<b>BTEX &amp; Gasoline HCs</b>					
	<b>EPA 8020</b>				
Benzene	71-43-2	1,700 *	3 ug/L		09/05/97
Toluene	108-88-3	8 *	3 ug/L		09/05/97
Ethylbenzene	100-41-4	200 *	3 ug/L		09/05/97
Xylenes, Total	1330-20-7	40 *	10 ug/L		09/05/97
Purgeable HCs as Gasoline	5030/GCFID	3.9 *	0.3 mg/L		09/05/97
Methyl t-Butyl Ether	1634-04-4	90 *	30 ug/L		09/05/97
<b>EPA 8010 - Water matrix</b>					
	<b>EPA 8010</b>				
Bromodichloromethane	75-27-4	ND	3 ug/L		09/05/97
Bromoform	75-25-2	ND	3 ug/L		09/05/97
Bromomethane	74-83-9	ND	10 ug/L		09/05/97
Carbon Tetrachloride	56-23-5	ND	3 ug/L		09/05/97
Chlorobenzene	108-90-7	ND	3 ug/L		09/05/97
Chloroethane	75-00-3	ND	10 ug/L		09/05/97
2-Chloroethyl Vinyl Ether	110-75-8	ND	3 ug/L		09/05/97
Chloroform	67-66-3	ND	3 ug/L		09/05/97
Chloromethane	74-87-3	ND	10 ug/L		09/05/97
Dibromochloromethane	124-48-1	ND	3 ug/L		09/05/97
1,2-Dichlorobenzene	95-50-1	ND	3 ug/L		09/05/97
1,3-Dichlorobenzene	541-73-1	ND	3 ug/L		09/05/97
1,4-Dichlorobenzene	106-46-7	ND	3 ug/L		09/05/97
Dichlorodifluoromethane	75-71-8	ND	10 ug/L		09/05/97
1,1-Dichloroethane	75-34-3	ND	3 ug/L		09/05/97
✓ 1,2-Dichloroethane	107-06-2	93 *	3 ug/L		09/05/97
✓ 1,1-Dichloroethene	75-35-4	ND	3 ug/L		09/05/97
✓ cis-1,2-Dichloroethene	156-59-2	ND	3 ug/L		09/05/97
trans-1,2-Dichloroethene	156-60-5	ND	3 ug/L		09/05/97
1,2-Dichloropropane	78-87-5	ND	3 ug/L		09/05/97
cis-1,3-Dichloropropene	10061-01-5	ND	3 ug/L		09/05/97
trans-1,3-Dichloropropene	10061-02-6	ND	3 ug/L		09/05/97
Methylene Chloride	75-09-2	ND	10 ug/L		09/05/97
1,1,2,2-Tetrachloroethane	79-34-5	ND	3 ug/L		09/05/97
✓ Tetrachloroethene	127-18-4	ND	3 ug/L		09/05/97
1,1,1-Trichloroethane	71-55-6	ND	3 ug/L		09/05/97
1,1,2-Trichloroethane	79-00-5	ND	3 ug/L		09/05/97
✓ Trichloroethene	79-01-6	5 *	3 ug/L		09/05/97
Trichlorofluoromethane	75-69-4	ND	10 ug/L		09/05/97
1,1,2-Trichlorotrifluoroethane	76-13-1	ND	3 ug/L		09/05/97
Vinyl Chloride	75-01-4	ND	10 ug/L		09/05/97

## FLUOR DANIEL GTI

SAMPLE ID: MW-7  
AEN LAB NO: 9708318-04  
AEN WORK ORDER: 9708318  
CLIENT PROJ. ID: 020200282

DATE SAMPLED: 08/27/97  
DATE RECEIVED: 08/27/97  
REPORT DATE: 09/12/97

---

ANALYTE	METHOD/ CAS#	RESULT	REPORTING LIMIT	UNITS	DATE ANALYZED
---------	-----------------	--------	--------------------	-------	------------------

---

See page 18 for further comments pertaining to this sample.

ND = Not detected at or above the reporting limit  
\* = Value at or above reporting limit

## FLUOR DANIEL GTI

SAMPLE ID: MW-4  
 AEN LAB NO: 9708318-05  
 AEN WORK ORDER: 9708318  
 CLIENT PROJ. ID: 020200282

DATE SAMPLED: 08/27/97  
 DATE RECEIVED: 08/27/97  
 REPORT DATE: 09/12/97

ANALYTE	METHOD/ CAS#	RESULT	REPORTING LIMIT	UNITS	DATE ANALYZED
BTEX & Gasoline HCs	EPA 8020				
Benzene	71-43-2	9.6 *	0.5	ug/L	09/04/97
Toluene	108-88-3	ND	0.5	ug/L	09/04/97
Ethylbenzene	100-41-4	ND	0.5	ug/L	09/04/97
Xylenes, Total	1330-20-7	ND	2	ug/L	09/04/97
Purgeable HCs as Gasoline	5030/GCFID	0.17 *	0.05	mg/L	09/04/97
Methyl t-Butyl Ether	1634-04-4	ND	5	ug/L	09/04/97
#Water Extrn for HCs		-		Extrn Date	09/02/97
Hydrocarbons (IR)	SM 5520F	ND	0.5	mg/L	09/03/97
Oil & Grease (IR)	SM 5520C	ND	0.5	mg/L	09/03/97
EPA 8010 - Water matrix	EPA 8010				
Bromodichloromethane	75-27-4	ND	0.5	ug/L	09/05/97
Bromoform	75-25-2	ND	0.5	ug/L	09/05/97
Bromomethane	74-83-9	ND	2	ug/L	09/05/97
Carbon Tetrachloride	56-23-5	ND	0.5	ug/L	09/05/97
Chlorobenzene	108-90-7	ND	0.5	ug/L	09/05/97
Chloroethane	75-00-3	ND	2	ug/L	09/05/97
2-Chloroethyl Vinyl Ether	110-75-8	ND	0.5	ug/L	09/05/97
Chloroform	67-66-3	ND	0.5	ug/L	09/05/97
Chloromethane	74-87-3	ND	2	ug/L	09/05/97
Dibromochloromethane	124-48-1	ND	0.5	ug/L	09/05/97
1,2-Dichlorobenzene	95-50-1	ND	0.5	ug/L	09/05/97
1,3-Dichlorobenzene	541-73-1	ND	0.5	ug/L	09/05/97
1,4-Dichlorobenzene	106-46-7	ND	0.5	ug/L	09/05/97
Dichlorodifluoromethane	75-71-8	ND	2	ug/L	09/05/97
1,1-Dichloroethane	75-34-3	ND	0.5	ug/L	09/05/97
✓1,2-Dichloroethane	107-06-2	ND	0.5	ug/L	09/05/97
✓1,1-Dichloroethene	75-35-4	ND	0.5	ug/L	09/05/97
✓cis-1,2-Dichloroethene	156-59-2	ND	0.5	ug/L	09/05/97
trans-1,2-Dichloroethene	156-60-5	ND	0.5	ug/L	09/05/97
1,2-Dichloropropane	78-87-5	ND	0.5	ug/L	09/05/97
cis-1,3-Dichloropropene	10061-01-5	ND	0.5	ug/L	09/05/97
trans-1,3-Dichloropropene	10061-02-6	ND	0.5	ug/L	09/05/97
Methylene Chloride	75-09-2	ND	2	ug/L	09/05/97
1,1,2,2-Tetrachloroethane	79-34-5	ND	0.5	ug/L	09/05/97
✓Tetrachloroethene	127-18-4	ND	0.5	ug/L	09/05/97
1,1,1-Trichloroethane	71-55-6	ND	0.5	ug/L	09/05/97
1,1,2-Trichloroethane	79-00-5	ND	0.5	ug/L	09/05/97

FLUOR DANIEL GTI

SAMPLE ID: MW-4  
 AEN LAB NO: 9708318-05  
 AEN WORK ORDER: 9708318  
 CLIENT PROJ. ID: 020200282

DATE SAMPLED: 08/27/97  
 DATE RECEIVED: 08/27/97  
 REPORT DATE: 09/12/97

ANALYTE	METHOD/ CAS#	RESULT	REPORTING LIMIT	UNITS	DATE ANALYZED
✓ Trichloroethene	79-01-6	ND	0.5	ug/L	09/05/97
Trichlorofluoromethane	75-69-4	ND	2	ug/L	09/05/97
1,1,2Trichlorotrifluoroethane	76-13-1	ND	0.5	ug/L	09/05/97
Vinyl Chloride	75-01-4	ND	2	ug/L	09/05/97

ND = Not detected at or above the reporting limit  
 \* = Value at or above reporting limit

## FLUOR DANIEL GTI

SAMPLE ID: MW-5  
 AEN LAB NO: 9708318-06  
 AEN WORK ORDER: 9708318  
 CLIENT PROJ. ID: 020200282

DATE SAMPLED: 08/27/97  
 DATE RECEIVED: 08/27/97  
 REPORT DATE: 09/12/97

ANALYTE	METHOD/ CAS#	RESULT	REPORTING LIMIT	UNITS	DATE ANALYZED
<b>BTEX &amp; Gasoline HCs</b>					
	<b>EPA 8020</b>				
Benzene	71-43-2	100 *	0.5	ug/L	09/04/97
Toluene	108-88-3	4.6 *	0.5	ug/L	09/04/97
Ethylbenzene	100-41-4	ND	0.5	ug/L	09/04/97
Xylenes, Total	1330-20-7	ND	2	ug/L	09/04/97
Purgeable HCs as Gasoline	5030/GCFID	0.34 *	0.05	mg/L	09/04/97
Methyl t-Butyl Ether	1634-04-4	ND	5	ug/L	09/04/97
<b>EPA 8010 - Water matrix</b>					
	<b>EPA 8010</b>				
Bromodichloromethane	75-27-4	ND	0.5	ug/L	09/05/97
Bromoform	75-25-2	ND	0.5	ug/L	09/05/97
Bromomethane	74-83-9	ND	2	ug/L	09/05/97
Carbon Tetrachloride	56-23-5	ND	0.5	ug/L	09/05/97
Chlorobenzene	108-90-7	ND	0.5	ug/L	09/05/97
Chloroethane	75-00-3	ND	2	ug/L	09/05/97
2-Chloroethyl Vinyl Ether	110-75-8	ND	0.5	ug/L	09/05/97
Chloroform	67-66-3	ND	0.5	ug/L	09/05/97
Chloromethane	74-87-3	ND	2	ug/L	09/05/97
Dibromochloromethane	124-48-1	ND	0.5	ug/L	09/05/97
1,2-Dichlorobenzene	95-50-1	ND	0.5	ug/L	09/05/97
1,3-Dichlorobenzene	541-73-1	ND	0.5	ug/L	09/05/97
1,4-Dichlorobenzene	106-46-7	ND	0.5	ug/L	09/05/97
Dichlorodifluoromethane	75-71-8	ND	2	ug/L	09/05/97
1,1-Dichloroethane	75-34-3	ND	0.5	ug/L	09/05/97
✓ 1,2-Dichloroethane	107-06-2	ND	0.5	ug/L	09/05/97
✓ 1,1-Dichloroethene	75-35-4	ND	0.5	ug/L	09/05/97
✓ cis-1,2-Dichloroethene	156-59-2	ND	0.5	ug/L	09/05/97
trans-1,2-Dichloroethene	156-60-5	ND	0.5	ug/L	09/05/97
1,2-Dichloropropane	78-87-5	ND	0.5	ug/L	09/05/97
cis-1,3-Dichloropropene	10061-01-5	ND	0.5	ug/L	09/05/97
trans-1,3-Dichloropropene	10061-02-6	ND	0.5	ug/L	09/05/97
Methylene Chloride	75-09-2	ND	2	ug/L	09/05/97
1,1,2,2-Tetrachloroethane	79-34-5	ND	0.5	ug/L	09/05/97
✓ Tetrachloroethene	127-18-4	ND	0.5	ug/L	09/05/97
1,1,1-Trichloroethane	71-55-6	ND	0.5	ug/L	09/05/97
1,1,2-Trichloroethane	79-00-5	ND	0.5	ug/L	09/05/97
✓ Trichloroethene	79-01-6	ND	0.5	ug/L	09/05/97
Trichlorofluoromethane	75-69-4	ND	2	ug/L	09/05/97
1,1,2Trichlorotrifluoroethane	76-13-1	ND	0.5	ug/L	09/05/97
Vinyl Chloride	75-01-4	ND	2	ug/L	09/05/97

FLUOR DANIEL GTI

SAMPLE ID: MW-5  
AEN LAB NO: 9708318-06  
AEN WORK ORDER: 9708318  
CLIENT PROJ. ID: 020200282

DATE SAMPLED: 08/27/97  
DATE RECEIVED: 08/27/97  
REPORT DATE: 09/12/97

---

ANALYTE	METHOD/ CAS#	RESULT	REPORTING LIMIT	UNITS	DATE ANALYZED
---------	-----------------	--------	--------------------	-------	------------------

---

ND = Not detected at or above the reporting limit  
\* = Value at or above reporting limit

FLUOR DANIEL GTI

SAMPLE ID: MW-2  
 AEN LAB NO: 9708318-07  
 AEN WORK ORDER: 9708318  
 CLIENT PROJ. ID: 020200282

DATE SAMPLED: 08/27/97  
 DATE RECEIVED: 08/27/97  
 REPORT DATE: 09/12/97

ANALYTE	METHOD/ CAS#	RESULT	REPORTING LIMIT	UNITS	DATE ANALYZED
<b>BTEX &amp; Gasoline HCs</b>					
	<b>EPA 8020</b>				
Benzene	71-43-2	51 *	0.5	ug/L	09/05/97
Toluene	108-88-3	ND	0.5	ug/L	09/05/97
Ethylbenzene	100-41-4	1.4 *	0.5	ug/L	09/05/97
Xylenes, Total	1330-20-7	ND	2	ug/L	09/05/97
Purgeable HCs as Gasoline	5030/GCFID	0.45 *	0.05	mg/L	09/05/97
Methyl t-Butyl Ether	1634-04-4	11 *	5	ug/L	09/05/97
<b>EPA 8010 - Water matrix</b>					
	<b>EPA 8010</b>				
Bromodichloromethane	75-27-4	ND	0.5	ug/L	09/05/97
Bromoform	75-25-2	ND	0.5	ug/L	09/05/97
Bromomethane	74-83-9	ND	2	ug/L	09/05/97
Carbon Tetrachloride	56-23-5	ND	0.5	ug/L	09/05/97
Chlorobenzene	108-90-7	ND	0.5	ug/L	09/05/97
Chloroethane	75-00-3	ND	2	ug/L	09/05/97
2-Chloroethyl Vinyl Ether	110-75-8	ND	0.5	ug/L	09/05/97
Chloroform	67-66-3	ND	0.5	ug/L	09/05/97
Chloromethane	74-87-3	ND	2	ug/L	09/05/97
Dibromochloromethane	124-48-1	ND	0.5	ug/L	09/05/97
1,2-Dichlorobenzene	95-50-1	ND	0.5	ug/L	09/05/97
1,3-Dichlorobenzene	541-73-1	ND	0.5	ug/L	09/05/97
1,4-Dichlorobenzene	106-46-7	ND	0.5	ug/L	09/05/97
Dichlorodifluoromethane	75-71-8	ND	2	ug/L	09/05/97
1,1-Dichloroethane	75-34-3	ND	0.5	ug/L	09/05/97
1,2-Dichloroethane	107-06-2	29 *	0.5	ug/L	09/05/97
1,1-Dichloroethene	75-35-4	ND	0.5	ug/L	09/05/97
cis-1,2-Dichloroethene	156-59-2	4.2 *	0.5	ug/L	09/05/97
trans-1,2-Dichloroethene	156-60-5	ND	0.5	ug/L	09/05/97
1,2-Dichloropropane	78-87-5	ND	0.5	ug/L	09/05/97
cis-1,3-Dichloropropene	10061-01-5	ND	0.5	ug/L	09/05/97
trans-1,3-Dichloropropene	10061-02-6	ND	0.5	ug/L	09/05/97
Methylene Chloride	75-09-2	ND	2	ug/L	09/05/97
1,1,2,2-Tetrachloroethane	79-34-5	ND	0.5	ug/L	09/05/97
Tetrachloroethene	127-18-4	0.5 *	0.5	ug/L	09/05/97
1,1,1-Trichloroethane	71-55-6	ND	0.5	ug/L	09/05/97
1,1,2-Trichloroethane	79-00-5	ND	0.5	ug/L	09/05/97
Trichloroethene	79-01-6	16 *	0.5	ug/L	09/05/97
Trichlorofluoromethane	75-69-4	ND	2	ug/L	09/05/97
1,1,2Trichlorotrifluoroethane	76-13-1	ND	0.5	ug/L	09/05/97
Vinyl Chloride	75-01-4	ND	2	ug/L	09/05/97

*DLA*  
*DLA*  
*CIS/2*

*PCB*

*TCB*

FLUOR DANIEL GTI

SAMPLE ID: MW-2  
AEN LAB NO: 9708318-07  
AEN WORK ORDER: 9708318  
CLIENT PROJ. ID: 020200282

DATE SAMPLED: 08/27/97  
DATE RECEIVED: 08/27/97  
REPORT DATE: 09/12/97

---

ANALYTE	METHOD/ CAS#	RESULT	REPORTING LIMIT	UNITS	DATE ANALYZED
---------	-----------------	--------	--------------------	-------	------------------

---

MTBE included in gasoline result.

ND = Not detected at or above the reporting limit  
\* = Value at or above reporting limit



## FLUOR DANIEL GTI

SAMPLE ID: DUP MW2  
AEN LAB NO: 9708318-08  
AEN WORK ORDER: 9708318  
CLIENT PROJ. ID: 020200282

DATE SAMPLED: 08/27/97  
DATE RECEIVED: 08/27/97  
REPORT DATE: 09/12/97

---

ANALYTE	METHOD/ CAS#	RESULT	REPORTING LIMIT	UNITS	DATE ANALYZED
EPA 8020 for BTEX	EPA 8020				
Benzene	71-43-2	48 *	0.5	ug/L	09/05/97
Toluene	108-88-3	ND	0.5	ug/L	09/05/97
Ethylbenzene	100-41-4	1.2 *	0.5	ug/L	09/05/97
Xylenes, Total	1330-20-7	ND	2	ug/L	09/05/97
Methyl t-Butyl Ether	1634-04-4	10 *	5	ug/L	09/05/97

---

ND = Not detected at or above the reporting limit  
\* = Value at or above reporting limit

FLUOR DANIEL GTI

SAMPLE ID: TBLB  
AEN LAB NO: 9708318-09  
AEN WORK ORDER: 9708318  
CLIENT PROJ. ID: 020200282

DATE SAMPLED: 08/27/97  
DATE RECEIVED: 08/27/97  
REPORT DATE: 09/12/97

---

ANALYTE	METHOD/ CAS#	RESULT	REPORTING LIMIT	UNITS	DATE ANALYZED
EPA 8020 for BTEX	EPA 8020				
Benzene	71-43-2	ND	0.5	ug/L	09/04/97
Toluene	108-88-3	ND	0.5	ug/L	09/04/97
Ethylbenzene	100-41-4	ND	0.5	ug/L	09/04/97
Xylenes, Total	1330-20-7	ND	2	ug/L	09/04/97
Methyl t-Butyl Ether	1634-04-4	ND	5	ug/L	09/04/97

---

ND = Not detected at or above the reporting limit  
\* = Value at or above reporting limit

AEN (CALIFORNIA)  
QUALITY CONTROL REPORT

AEN JOB NUMBER: 9708318

CLIENT PROJECT ID: 020200282.030543

Quality Control Summary

Sample MW-7: Reporting limits for gas/BTEX and EPA 8010 elevated due to high levels of target compounds. Samples run at dilution. MTBE included in gasoline result.

All laboratory quality control parameters were found to be within established limits.

Definitions

Laboratory Control Sample (LCS)/Method Spike(s): Control samples of known composition. LCS and Method Spike data are used to validate batch analytical results.

Matrix Spike(s): Aliquot of a sample (aqueous or solid) with added quantities of specific compounds and subjected to the entire analytical procedure. Matrix spike and matrix spike duplicate QC data are advisory.

Method Blank: An analytical control consisting of all reagents, internal standards, and surrogate standards carried through the entire analytical process. Used to monitor laboratory background and reagent contamination.

Not Detected (ND): Not detected at or above the reporting limit.

Relative Percent Difference (RPD): An indication of method precision based on duplicate analysis.

Reporting Limit (RL): The lowest concentration routinely determined during laboratory operations. The RL is generally 1 to 10 times the Method Detection Limit (MDL). Reporting limits are matrix, method, and analyte dependent and take into account any dilutions performed as part of the analysis.

Surrogates: Organic compounds which are similar to analytes of interest in chemical behavior, but are not found in environmental samples. Surrogates are added to all blanks, calibration and check standards, samples, and spiked samples. Surrogate recovery is monitored as an indication of acceptable sample preparation and instrumental performance.

D: Surrogates diluted out.

#: Indicates result outside of established laboratory QC limits.

## QUALITY CONTROL DATA

METHOD: EPA 8010

AEN JOB NO: 9708318  
 INSTRUMENT: I  
 MATRIX: WATER

## Surrogate Standard Recovery Summary

Date Analyzed	Client Id.	Lab Id.	Percent Recovery	
			Bromochloro-methane	1-Bromo-3-chloro-propane
09/05/97	MW-1	01	110	114
09/05/97	MW-3	02	100	106
09/05/97	MW-6	03	105	113
09/05/97	MW-7	04	106	99
09/05/97	MW-4	05	111	117
09/05/97	MW-5	06	112	115
09/05/97	MW-2	07	111	115
QC Limits:			70-130	70-130

DATE ANALYZED: 09/04/97  
 SAMPLE SPIKED: LCS  
 INSTRUMENT: I

## Laboratory Control Sample Recovery

Analyte	Spike Added (ug/L)	Percent Recovery	RPD	QC Limits	
				Percent Recovery	RPD
1,1-Dichloroethene	20	85	2	78-122	20
Trichloroethene	20	101	2	80-128	20
Chlorobenzene	20	93	1	66-120	20

Daily method blanks for all associated analytical runs showed no contamination at or above the reporting limit.

## QUALITY CONTROL DATA

METHOD: EPA 8020, 5030 GCFID

AEN JOB NO: 9708318  
 INSTRUMENT: H  
 MATRIX: WATER

## Surrogate Standard Recovery Summary

Date Analyzed	Client Id.	Lab Id.	Percent Recovery Fluorobenzene
09/04/97	MW-1	01	103
09/04/97	MW-3	02	104
09/04/97	MW-6	03	104
09/05/97	MW-7	04	82
09/04/97	MW-4	05	109
09/04/97	MW-5	06	94
09/05/97	MW-2	07	107
09/05/97	DUP MW2	08	111
09/04/97	TBLB	09	104
QC Limits:			70-130

DATE ANALYZED: 09/04/97  
 SAMPLE SPIKED: 9708318-02  
 INSTRUMENT: H

## Matrix Spike Recovery Summary

Analyte	Spike Added (ug/L)	Percent Recovery	RPD	QC Limits	
				Percent Recovery	RPD
Benzene	100	79	13	70-130	20
Toluene	100	83	13	70-130	20
Ethylbenzene	100	82	13	70-130	20
Total Xylenes	300	86	14	70-130	20

Daily method blanks for all associated analytical runs showed no contamination at or above the reporting limit.

WORK ORDER: 9708318

QUALITY CONTROL REPORT

PAGE 21

ANALYSIS: Oil & Grease (IR)

MATRIX: Water

METHOD BLANK SAMPLES

SAMPLE TYPE: Blank-Method/Media blank		LAB ID: BLNK-0902-1		INSTR RUN: IR\970902000000/1/				
INSTRUMENT: IR Spectrophotometer		PREPARED: 09/02/97		BATCH ID: IRW090297-1				
UNITS: mg/L		ANALYZED: 09/02/97		DILUTION: 1.000000				
METHOD: SM 5520C								
ANALYTE	RESULT	REF RESULT	REPORTING LIMIT	SPIKE VALUE	RECOVERY (%)	REC LIMITS (%)	RPD (%)	RPD LIMIT (%)
Motor Oil	ND		0.5			LOW HIGH		

LABORATORY CONTROL SAMPLES

SAMPLE TYPE: Laboratory Control Spike		LAB ID: LCDW-0902-1		INSTR RUN: IR\970902000000/3/1				
INSTRUMENT: IR Spectrophotometer		PREPARED: 09/02/97		BATCH ID: IRW090297-1				
UNITS: mg/L		ANALYZED: 09/02/97		DILUTION: 1.000000				
METHOD: SM 5520C								
ANALYTE	RESULT	REF RESULT	REPORTING LIMIT	SPIKE VALUE	RECOVERY (%)	REC LIMITS (%)	RPD (%)	RPD LIMIT (%)
Motor Oil	9.53	ND	0.5	9.53	100	LOW HIGH		

SAMPLE TYPE: Laboratory Control Spike		LAB ID: LCSW-0902-1		INSTR RUN: IR\970902000000/2/1				
INSTRUMENT: IR Spectrophotometer		PREPARED: 09/02/97		BATCH ID: IRW090297-1				
UNITS: mg/L		ANALYZED: 09/02/97		DILUTION: 1.000000				
METHOD: SM 5520C								
ANALYTE	RESULT	REF RESULT	REPORTING LIMIT	SPIKE VALUE	RECOVERY (%)	REC LIMITS (%)	RPD (%)	RPD LIMIT (%)
Motor Oil	9.53	ND	0.5	9.53	100	LOW HIGH		

LABORATORY CONTROL DUPLICATES

SAMPLE TYPE: Laboratory Control Sample Duplicate		LAB ID: LCRW-0902-1		INSTR RUN: IR\970902000000/4/2				
INSTRUMENT: IR Spectrophotometer		PREPARED: 09/02/97		BATCH ID: IRW090297-1				
UNITS: mg/L		ANALYZED: 09/02/97		DILUTION: 1.000000				
METHOD: SM 5520C								
ANALYTE	RESULT	REF RESULT	REPORTING LIMIT	SPIKE VALUE	RECOVERY (%)	REC LIMITS (%)	RPD (%)	RPD LIMIT (%)
Motor Oil	9.53	9.53	0.5			LOW HIGH	0	15

----- End of Quality Control Report -----

Reporting Information:

1. Client: FLUOR DANIEL COTI  
 Address: 75 ARNOLD DR. SUITE D  
MARSHALL GA.  
 Contact: BOB BUTLER  
 Alt. Contact: ELIEN BREMEN

American Environmental Network

3440 Vincent Road, Pleasant Hill, CA 94523  
 Phone (510) 930-9090  
 FAX (510) 930-0256

RISE  
R351

AEN

REQUEST FOR ANALYSIS / CHAIN OF CUSTODY

9708318

Lab Job Number: \_\_\_\_\_  
 Lab Destination: \_\_\_\_\_  
 Date Samples Shipped: \_\_\_\_\_  
 Lab Contact: \_\_\_\_\_  
 Date Results Required: \_\_\_\_\_  
 Date Report Required: \_\_\_\_\_  
 Client Phone No.: (510) 370-3990  
 Client FAX No.: (510) 370-3991

Address Report To:

2. SAME AS #1

Send Invoice To:

3. →

Send Report To: 1 or 2 (Circle one)

Client P.O. No.: \_\_\_\_\_ Client Project I.D. No.: #1039 TELEGRAPH #11  
000200282.030543

Sample Team Member (s) HECTOR MENDOZA BOBBY

Lab Number	Client Sample Identification	Air Volume	Date/Time Collected	Sample Type*	Pres.	No. of Cont.	Type of Cont.	ANALYSIS	Comments / Hazards
01A-F	MW-1		10:57	HU/MW/6		6	40ML	X	
02A-F	MW3		11:12			6	40ML	X	
03A-H	MW-6-		11:00			6	40ML	X	*Ambers received for MW-6 and MW-4 for O+G run for 55200 RF per Bills. and client LSP 8/27/97
04A-F	MW7		11:05			6	X	X	
05A-H	MW4-		11:30			6	X	X	
06A-F	MW5		11:25			6	X	X	
07A-F	MW2		11:42			6	X	X	
08A	DUP MW2		11:46			1		X	
09A	TBCB					1		X	

PEX / MIB / TBC  
 CHLORINATED HYDROCARBONS  
 BTEX 8690

Relinquished by: (Signature) <u>[Signature]</u>	DATE <u>8/27/97</u>	TIME <u>12:00pm</u>	Received by: (Signature) <u>Bob Butler</u>	DATE <u>8/27/97</u>	TIME <u>12:13</u>
Relinquished by: (Signature) <u>Bob Butler</u>	DATE <u>8/27/97</u>	TIME <u>12:58</u>	Received by: (Signature) <u>Jane Butler</u>	DATE <u>8/27/97</u>	TIME <u>12:58</u>
Relinquished by: (Signature) _____	DATE _____	TIME _____	Received by: (Signature) _____	DATE _____	TIME _____
Method of Shipment _____			Lab Comments _____		

\*Sample type (Specify): 1) 37mm 0.8 µm MCEF 2) 25mm 0.8 µm MCEF 3) 25mm 0.4 µm polycarb. filter  
 4) PVC filter, diam. \_\_\_\_\_ pore size \_\_\_\_\_ 5) Charcoal tube 6) Silica gel tube 7) Water 8) Soil 9) Bulk Sample  
 10) Other \_\_\_\_\_ 11) Other \_\_\_\_\_