



FLUOR DANIEL GTI

96 JUL 19 AM 9:25
ENVIRONMENTAL
LABORATORY

July 17, 1996

Mr. Dale Klettke, CHMM
Hazardous Materials Specialist
Alameda County, Health Care Services Agency
1131 Harbor Bay Parkway, Suite 250
Alameda, CA 94502-6577

SUBJECT: Quarterly Groundwater Monitoring and Sampling Report
Sears Store 1039
1911 Telegraph Avenue, Oakland, California
Fluor Daniel GTI Project 020200150

Dear Mr. Klettke:

On behalf of Sears, Roebuck and Co., Fluor Daniel GTI, Inc. submits the quarterly monitoring and sampling data collected on June 12, 1996, from the site referenced above. The seven groundwater monitoring wells were gauged to determine depth to groundwater and to check for the presence of separate-phase petroleum hydrocarbons. Separate-phase hydrocarbons were not detected in the seven monitoring wells. A potentiometric surface map is presented in attachment 1, figure 1. A summary of groundwater monitoring data is presented in attachment 2, table 1.

After measuring depth to water, the monitoring wells were purged and sampled. Groundwater monitoring and sample collection protocol, and field data sheets are presented in attachment 3. The groundwater samples were analyzed for BTEX/MTBE/TPH-G (EPA Method 8020/8015M) and chlorinated hydrocarbons (EPA methods 8010). Wells MW-4 and MW-6 were additionally analyzed for oil and grease. A summary of the groundwater analytical results is presented in table 2. A distribution map of dissolved benzene, and TPH-as-gasoline concentrations is presented in figure 2. Laboratory reports and chain-of-custody records are included in attachment 4.

If you have any comments or questions, please contact me at (510) 370-3990.

Sincerely,
Fluor Daniel GTI, Inc.


Michael J. Wray
Project Manager

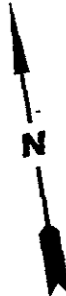
Attachments

Scott M. DeMuth - Sears, Roebuck and Co.

ATTACHMENT 1

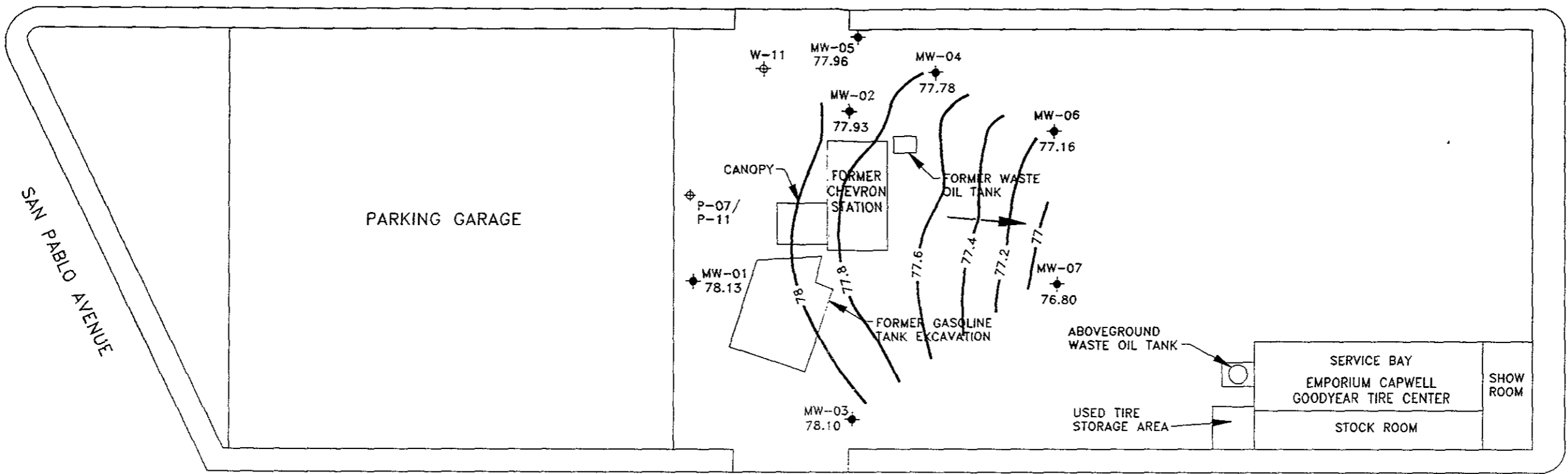
Figures

1. **Potentiometric Surface Map (06/12/96)**
2. **Concentrations of Benzene, TPH-as-Gasoline and TPH-as-Motor Oil in Groundwater (06/14/96)**



WILLIAMS STREET

TELEGRAPH AVENUE




PARKING GARAGE

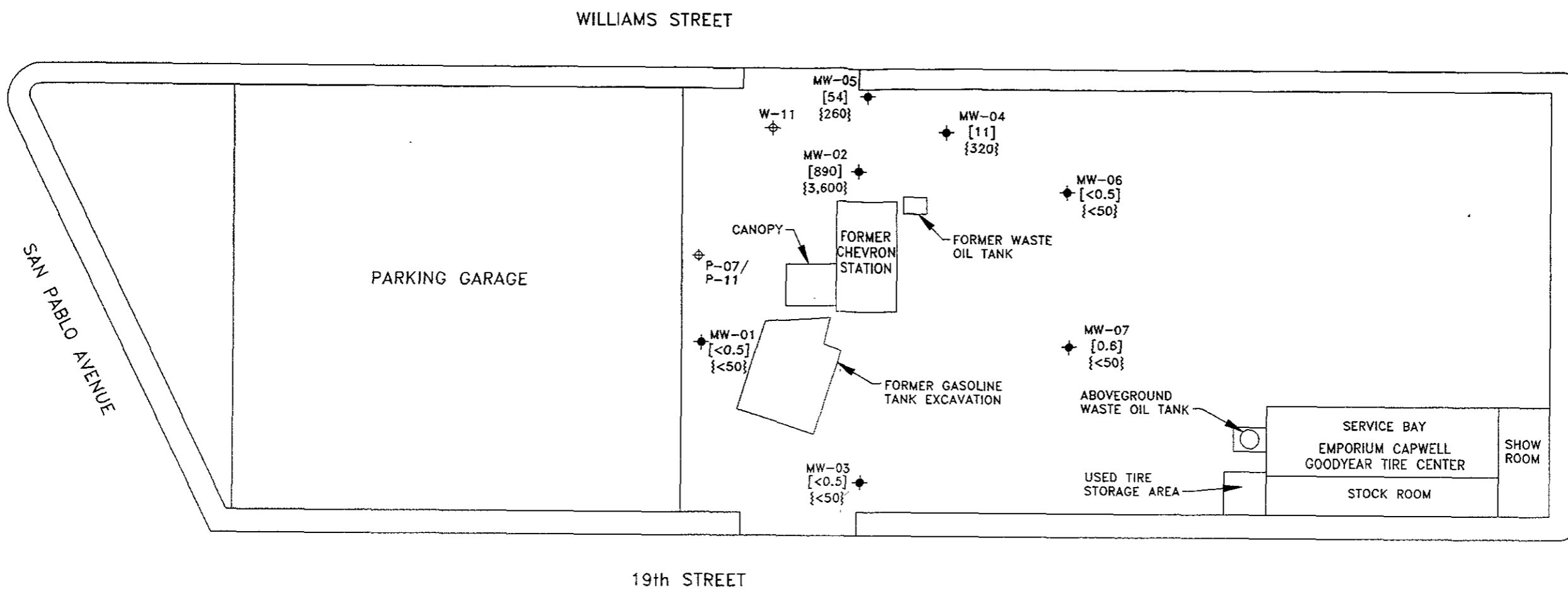
SAN PABLO AVENUE

19th STREET

- LEGEND**
- ◆ MONITORING WELL
 - ⊕ SOIL PROBE
 - () POTENTIOMETRIC SURFACE ELEVATION (RELATIVE)
 - () POTENTIOMETRIC SURFACE CONTOUR
 - GROUNDWATER FLOW DIRECTION




FLUOR DANIEL GTI 		0 FEET 50 SCALE	
POTENTIOMETRIC SURFACE MAP (6/12/96)			
CLIENT: SEARS, ROEBUCK & CO.		LOCATION: 1901-1911 TELEGRAPH AVENUE OAKLAND, CALIFORNIA	
ACAD FILE: PSM696	PROJECT NO.: 020200150		
REV.: 1			
DES.: BB	DET.: SS	DATE: 7/1/96	FIGURE: 1
PM:		PE/RG:	



LEGEND

- ◆ MONITORING WELL
- ⊕ SOIL PROBE
- [] BENZENE CONCENTRATION [$\mu\text{g/l}$]
- { } TPH-AS-GASOLINE CONCENTRATIONS ($\mu\text{g/l}$)



FLUOR DANIEL GTI			
CONCENTRATIONS OF BENZENE & TPH-AS-GASOLINE IN GROUNDWATER (6/12/96)			
CLIENT:		SEARS, ROEBUCK & CO.	
LOCATION:		1901-1911 TELEGRAPH AVENUE OAKLAND, CALIFORNIA	
ACAD FILE:	BTPH696	PROJECT NO.:	020200150
REV.:	1		
DES.:	BB	DET.:	SS
DATE:	7/1/96		FIGURE:
PM:	PE/RG:		2

ATTACHMENT 2

Tables

- 1. Summary of Historical Groundwater Monitoring Data**
- 2. Summary of Historical Groundwater Sample Analyses**

TABLE 1
Summary of Historical Groundwater Monitoring Data
 (All measurements are in feet; all elevations are in feet above *Relative Elevation)

Sears Store 1039
1911 Telegraph Avenue, Oakland, California

Well ID	Casing Elev.	Date	Depth to Water	Depth to Product	Product Thickness	Groundwater Elev.
MW-1	94.34	06/12/96	16.21	—	—	78.13
MW-2	93.94	06/12/96	16.01	—	—	77.93
MW-3	95.67	06/12/96	17.56	—	—	78.10
MW-4	91.99	06/12/96	14.21	—	—	77.78
MW-5	92.09	06/12/96	14.13	—	—	77.96
MW-6	92.15	06/12/96	14.99	—	—	77.16
MW-7	93.36	06/12/96	16.56	—	—	76.80

Notes: "—" indicates no datum for the cell, including "product not detected"

NM = Not monitored

NA = Not Available

* = Relative elevation of 100 feet

TABLE 2
 Summary of Historical Groundwater Sample Analyses
 (All results expressed in parts per billion)

Sears Store 1039
 1911 Telegraph Avenue, Oakland, California

Well ID	Date Sampled	Benzene	Toluene	Ethyl-benzene	Total Xylenes	TPH as Gasoline	TCE	1,2 DCA	Oil/Grease	PCE
MW-1	10/95	ND	ND	ND	ND	<50	ND	ND	---	9.9
	01/96	ND	ND	ND	ND	<50	14	ND	---	9.9
	06/12/96	<0.5	1.4	<0.5	<2	<50	<0.5	<0.5	---	12
MW-2	10/95	1200	5.4	41	5.9	2900	40	280	---	ND
	01/96	1100	11	100	6.9	780	38	270	---	ND
	06/12/96	890	7	56	10	3600	40	160	---	<3
MW-3	10/95	ND	ND	ND	ND	<50	ND	ND	---	3.1
	01/96	ND	ND	ND	ND	ND	ND	ND	---	11
	06/12/96	<0.5	<0.5	<0.5	<2	<50	<0.5	<0.5	---	3.1
MW-4	10/95	4.1	ND	ND	ND	<50	ND	ND	---	ND
	01/96	5.8	ND	ND	ND	<50	ND	ND	---	ND
	06/12/96	11	<0.5	<0.5	<2	320	<0.5	<0.5	<0.5	<0.5
MW-5	10/95	86	ND	ND	ND	260	ND	ND	---	ND
	01/96	160	3.6	ND	ND	180	ND	ND	---	ND
	06/12/96	54	1.1	<0.5	<2	<260	<0.5	<0.5	---	<0.5
MW-6	10/95	ND	ND	ND	ND	<50	11	33	---	6.2
	01/96	ND	ND	ND	ND	<50	12	5.3	---	7.2
	06/12/96	<0.5	<0.5	<0.5	<2	<50	5.0	7.9	<0.5	3.6
MW-7	10/95	ND	ND	ND	ND	<50	3.5	8.3	---	5.3
	01/96	ND	ND	ND	ND	<50	4.8	5.7	---	9.3
	06/12/96	0.6	<0.5	<0.5	<2	<50	3.4	2.9	---	6.1
MW-8										

Source: AEN Environmental Laboratories for results dated 6/12/96

Notes: "--" indicates no datum for the cell, including "not analyzed for this constituent". Values beginning with "<" indicate the compound was not detected above the laboratory reporting limits.

Historical data before June 1996 as reported by previous consultants

- ug/l = Micrograms per liter
- TPH = Total petroleum hydrocarbons
- ND = Non-detectable (detection limits for each metal is listed in laboratory reports, included in attachment 4)

ATTACHMENT 3

**Groundwater Monitoring and Sample Collection Protocol
and
Field Data Sheets**

GROUNDWATER TECHNOLOGY GROUNDWATER MONITORING AND SAMPLE COLLECTION PROTOCOL

Groundwater Monitoring

Groundwater monitoring is accomplished using a INTERFACE PROBE™ Well Monitoring System. The INTERFACE PROBE™ Well Monitoring System is a hand held, battery operated device for measuring the depth to separate-phase hydrocarbons and depth to water. The INTERFACE PROBE™ Well Monitoring System consists of a dual-sensing probe which utilizes an optical liquid sensor and electrical conductivity to distinguish between water and petroleum products.

Monitoring is accomplished by measuring from the surveyed top of well casing or grade to groundwater and separate-phase hydrocarbons if present. The static water elevation is then calculated for each well and a potentiometric surface map is constructed. If separate-phase hydrocarbons are detected the water elevation is adjusted by the following calculation:

$$(\text{Product thickness}) \times (0.8) + (\text{Water elevation}) = \text{Corrected water elevation}$$

Groundwater monitoring wells are monitored in order of wells with lowest concentrations of volatile organic compounds to wells with the highest concentrations, based upon historical concentrations. If separate-phase hydrocarbons are encountered in a well, the product is visually inspected to confirm and note color, amount, and viscosity. Monitoring equipment is washed with laboratory grade detergent and rinsed with distilled or deionized water before monitoring each well.

Groundwater Sampling

Before groundwater samples are collected, sufficient water is purged from each well to ensure representative formation water is entering the well. Wells are purged and sampled in the same order as monitoring, from wells with the lowest concentrations of volatile organic compounds to wells with the highest concentrations. Wells are purged using either a polyvinyl chloride (PVC) bailer fitted with a check valve or with a stainless steel submersible Grundfos pump. The purge equipment is decontaminated before use in each well by washing with laboratory grade detergent and triple rinsing with deionized or distilled water. A minimum of 3 well-casing volumes of water are removed from each well while pH, electrical conductivity, and temperature are recorded to verify that "fresh" formation water is being sampled and the parameters have stabilized. If the well is low yielding, it may be purged dry and sampled before 3 casing volumes are purged. The wells are then allowed to recharge to approximately 80 percent of the initial water level before a sample is collected.

Groundwater samples are collected from each well using a new, prepackaged disposable bailer and string. The water sample is decanted from the bailer into laboratory-provided containers (appropriate for the analyses required) so that there is no headspace in the containers. Samples collected for benzene, toluene, ethylbenzene, xylene, and total petroleum hydrocarbons (TPH)-as-gasoline analyses are collected in 40-milliliter vials fitted with Teflon® septum lids. Samples are preserved with hydrochloric acid (HCL) to a pH of less than 2. Dissolved metals samples are filtered through a 0.45-micron paper filter in the field and preserved as required before submitting to the laboratory for analyses. All samples are labeled immediately upon collection and logged on the chain-of-custody record. Sample label and chain-of-custody recorded information includes the project name and number, sample identification, date and time of collection, analyses requested, and the sampler's name. Sample bottles are placed in plastic bags (to protect the bottles and labels) and on ice (frozen water) in an insulated cooler and are shipped under chain-of-custody protocol to the laboratory.

The chain-of-custody record documents who has possession of the samples until the analyses is performed. Other pertinent information is also noted for the laboratory use on the chain-of-custody record.

Trip blanks (TBLBs) are used for each project as a quality assurance/quality control measure. The TBLBs are prepared by the laboratory and are placed in the insulated cooler and accompany the field samples throughout the sampling event.

SITE VISIT FORM
GROUNDWATER TECHNOLOGY, INC.

Project: Sears/Oakland #2
Store #: 1058
Project Manager: Mike Wray

Technician: H. Garcia
Schedule:
Job No. 020200150.030543

WELL WATER SAMPLING - TASK Nr: 030504 [QUARTERLY]
Gauge wells for volume of water & bail 3 well Vol.s. DECON
all equipment & change gloves, string, etc. between each well.

Well ID	DTB	DTW	SAT. THICK	#GAL. BAILED	Notes
MW-1:	24.25	16.21	-	3	2" NEED LOCK
MW-2:	24.10	16.01	-		1" "
MW-3:	27.80	17.56	-	16	4" "
MW-4:	23.60	14.21	-		4" "
MW-5:	25.55	14.13	-		2" "
MW-6:	26.85	14.99	-		2" "
MW-7:	26.60	16.56	-	5	2" "

NOTES: @' all locks had to be cut off.
When we get 3210 locks in stock. I will replace them

HOURS ESTIMATED:

HOURS USED:

FINAL CHECKS

Are Wells Locked? YES NO Why Not? NEED KEYS, NO LOCKS WERE AVAILABLE

Are Manholes Bolted Down? YES NO Why Not?

1,317.6, 45, 2

ATTACHMENT 4
Laboratory Reports
and Chain-of-Custody Record

American Environmental Network

Certificate of Analysis

DOHS Certification: 1172

AIHA Accreditation: 11134

PAGE 1

FLUOR DANIEL GTI
757 ARNOLD DRIVE, STE. D
MARTINEZ, CA 94553

ATTN: MIKE WRAY
CLIENT PROJ. ID: 020200150030543

REPORT DATE: 06/27/96

DATE(S) SAMPLED: 06/12/96

DATE RECEIVED: 06/13/96

AEN WORK ORDER: 9606184

PROJECT SUMMARY:

On June 13, 1996, this laboratory received 8 water sample(s).

Client requested sample(s) be analyzed for chemical parameters. Results of analysis are summarized on the following page(s). Please see quality control report for a summary of QC data pertaining to this project.

Samples will be stored for 30 days after completion of analysis, then disposed of in accordance with State and Federal regulations. Samples may be archived by prior arrangement.

If you have any questions, please contact Client Services at (510) 930-9090.


Larry Klein
Laboratory Director

FLUOR DANIEL GTI

SAMPLE ID: MW-1
 AEN LAB NO: 9606184-01
 AEN WORK ORDER: 9606184
 CLIENT PROJ. ID: 020200150030543

DATE SAMPLED: 06/12/96
 DATE RECEIVED: 06/13/96
 REPORT DATE: 06/27/96

ANALYTE	METHOD/ CAS#	RESULT	REPORTING LIMIT	UNITS	DATE ANALYZED
BTEX & Gasoline HCs	EPA 8020				
Benzene	71-43-2	ND	0.5	ug/L	06/18/96
Toluene	108-88-3	1.4 *	0.5	ug/L	06/18/96
Ethylbenzene	100-41-4	ND	0.5	ug/L	06/18/96
Xylenes, Total	1330-20-7	ND	2	ug/L	06/18/96
Purgeable HCs as Gasoline	5030/GCFID	ND	0.05	mg/L	06/18/96
Methyl t-Butyl Ether	EPA 8020	ND	50	ug/L	06/18/96
EPA 8010 - Water matrix	EPA 8010				
Bromodichloromethane	75-27-4	ND	0.5	ug/L	06/17/96
Bromoform	75-25-2	ND	0.5	ug/L	06/17/96
Bromomethane	74-83-9	ND	2	ug/L	06/17/96
Carbon Tetrachloride	56-23-5	ND	0.5	ug/L	06/17/96
Chlorobenzene	108-90-7	ND	0.5	ug/L	06/17/96
Chloroethane	75-00-3	ND	2	ug/L	06/17/96
2-Chloroethyl Vinyl Ether	110-75-8	ND	0.5	ug/L	06/17/96
Chloroform	67-66-3	ND	0.5	ug/L	06/17/96
Chloromethane	74-87-3	ND	2	ug/L	06/17/96
Dibromochloromethane	124-48-1	ND	0.5	ug/L	06/17/96
1,2-Dichlorobenzene	95-50-1	ND	0.5	ug/L	06/17/96
1,3-Dichlorobenzene	541-73-1	ND	0.5	ug/L	06/17/96
1,4-Dichlorobenzene	106-46-7	ND	0.5	ug/L	06/17/96
Dichlorodifluoromethane	75-71-8	ND	2	ug/L	06/17/96
1,1-Dichloroethane	75-34-3	ND	0.5	ug/L	06/17/96
1,2-Dichloroethane	107-06-2	ND	0.5	ug/L	06/17/96
1,1-Dichloroethene	75-35-4	ND	0.5	ug/L	06/17/96
cis-1,2-Dichloroethene	156-59-2	ND	0.5	ug/L	06/17/96
trans-1,2-Dichloroethene	156-60-5	ND	0.5	ug/L	06/17/96
1,2-Dichloropropane	78-87-5	ND	0.5	ug/L	06/17/96
cis-1,3-Dichloropropene	10061-01-5	ND	0.5	ug/L	06/17/96
trans-1,3-Dichloropropene	10061-02-6	ND	0.5	ug/L	06/17/96
Methylene Chloride	75-09-2	ND	2	ug/L	06/17/96
1,1,2,2-Tetrachloroethane	79-34-5	ND	0.5	ug/L	06/17/96
Tetrachloroethene	127-18-4	12 *	0.5	ug/L	06/17/96
1,1,1-Trichloroethane	71-55-6	ND	0.5	ug/L	06/17/96
1,1,2-Trichloroethane	79-00-5	ND	0.5	ug/L	06/17/96
Trichloroethene	79-01-6	ND	0.5	ug/L	06/17/96
Trichlorofluoromethane	75-69-4	ND	2	ug/L	06/17/96
1,1,2Trichlorotrifluoroethane	76-13-1	ND	0.5	ug/L	06/17/96
Vinyl Chloride	75-01-4	ND	2	ug/L	06/17/96

FLUOR DANIEL GTI

SAMPLE ID: MW-1
AEN LAB NO: 9606184-01
AEN WORK ORDER: 9606184
CLIENT PROJ. ID: 020200150030543

DATE SAMPLED: 06/12/96
DATE RECEIVED: 06/13/96
REPORT DATE: 06/27/96

ANALYTE	METHOD/ CAS#	RESULT	REPORTING LIMIT	UNITS	DATE ANALYZED
---------	-----------------	--------	--------------------	-------	------------------

ND = Not detected at or above the reporting limit
* = Value at or above reporting limit

FLUOR DANIEL GTI

SAMPLE ID: MW-3
 AEN LAB NO: 9606184-02
 AEN WORK ORDER: 9606184
 CLIENT PROJ. ID: 020200150030543

DATE SAMPLED: 06/12/96
 DATE RECEIVED: 06/13/96
 REPORT DATE: 06/27/96

ANALYTE	METHOD/ CAS#	RESULT	REPORTING LIMIT	UNITS	DATE ANALYZED
BTEX & Gasoline HCs	EPA 8020				
Benzene	71-43-2	ND	0.5	ug/L	06/18/96
Toluene	108-88-3	ND	0.5	ug/L	06/18/96
Ethylbenzene	100-41-4	ND	0.5	ug/L	06/18/96
Xylenes, Total	1330-20-7	ND	2	ug/L	06/18/96
Purgeable HCs as Gasoline	5030/GCFID	ND	0.05	mg/L	06/18/96
Methyl t-Butyl Ether	EPA 8020	ND	50	ug/L	06/18/96
EPA 8010 - Water matrix	EPA 8010				
Bromodichloromethane	75-27-4	ND	0.5	ug/L	06/18/96
Bromoform	75-25-2	ND	0.5	ug/L	06/18/96
Bromomethane	74-83-9	ND	2	ug/L	06/18/96
Carbon Tetrachloride	56-23-5	ND	0.5	ug/L	06/18/96
Chlorobenzene	108-90-7	ND	0.5	ug/L	06/18/96
Chloroethane	75-00-3	ND	2	ug/L	06/18/96
2-Chloroethyl Vinyl Ether	110-75-8	ND	0.5	ug/L	06/18/96
Chloroform	67-66-3	ND	0.5	ug/L	06/18/96
Chloromethane	74-87-3	ND	2	ug/L	06/18/96
Dibromochloromethane	124-48-1	ND	0.5	ug/L	06/18/96
1,2-Dichlorobenzene	95-50-1	ND	0.5	ug/L	06/18/96
1,3-Dichlorobenzene	541-73-1	ND	0.5	ug/L	06/18/96
1,4-Dichlorobenzene	106-46-7	ND	0.5	ug/L	06/18/96
Dichlorodifluoromethane	75-71-8	ND	2	ug/L	06/18/96
1,1-Dichloroethane	75-34-3	ND	0.5	ug/L	06/18/96
1,2-Dichloroethane	107-06-2	ND	0.5	ug/L	06/18/96
1,1-Dichloroethene	75-35-4	ND	0.5	ug/L	06/18/96
cis-1,2-Dichloroethene	156-59-2	ND	0.5	ug/L	06/18/96
trans-1,2-Dichloroethene	156-60-5	ND	0.5	ug/L	06/18/96
1,2-Dichloropropane	78-87-5	ND	0.5	ug/L	06/18/96
cis-1,3-Dichloropropene	10061-01-5	ND	0.5	ug/L	06/18/96
trans-1,3-Dichloropropene	10061-02-6	ND	0.5	ug/L	06/18/96
Methylene Chloride	75-09-2	ND	2	ug/L	06/18/96
1,1,2,2-Tetrachloroethane	79-34-5	ND	0.5	ug/L	06/18/96
Tetrachloroethene	127-18-4	3.1 *	0.5	ug/L	06/18/96
1,1,1-Trichloroethane	71-55-6	ND	0.5	ug/L	06/18/96
1,1,2-Trichloroethane	79-00-5	ND	0.5	ug/L	06/18/96
Trichloroethene	79-01-6	ND	0.5	ug/L	06/18/96
Trichlorofluoromethane	75-69-4	ND	2	ug/L	06/18/96
1,1,2Trichlorotrifluoroethane	76-13-1	ND	0.5	ug/L	06/18/96
Vinyl Chloride	75-01-4	ND	2	ug/L	06/18/96

FLUOR DANIEL GTI

SAMPLE ID: MW-3
AEN LAB NO: 9606184-02
AEN WORK ORDER: 9606184
CLIENT PROJ. ID: 020200150030543

DATE SAMPLED: 06/12/96
DATE RECEIVED: 06/13/96
REPORT DATE: 06/27/96

ANALYTE	METHOD/ CAS#	RESULT	REPORTING LIMIT	UNITS	DATE ANALYZED
---------	-----------------	--------	--------------------	-------	------------------

ND = Not detected at or above the reporting limit
* = Value at or above reporting limit

FLUOR DANIEL GTI

SAMPLE ID: MW-7
 AEN LAB NO: 9606184-03
 AEN WORK ORDER: 9606184
 CLIENT PROJ. ID: 020200150030543

DATE SAMPLED: 06/12/96
 DATE RECEIVED: 06/13/96
 REPORT DATE: 06/27/96

ANALYTE	METHOD/ CAS#	RESULT	REPORTING LIMIT	UNITS	DATE ANALYZED
BTEX & Gasoline HCs	EPA 8020				
Benzene	71-43-2	0.6 *	0.5 ug/L		06/18/96
Toluene	108-88-3	ND	0.5 ug/L		06/18/96
Ethylbenzene	100-41-4	ND	0.5 ug/L		06/18/96
Xylenes, Total	1330-20-7	ND	2 ug/L		06/18/96
Purgeable HCs as Gasoline	5030/GCFID	ND	0.05 mg/L		06/18/96
Methyl t-Butyl Ether	EPA 8020	ND	50 ug/L		06/18/96
EPA 8010 - Water matrix	EPA 8010				
Bromodichloromethane	75-27-4	ND	0.5 ug/L		06/18/96
Bromoform	75-25-2	ND	0.5 ug/L		06/18/96
Bromomethane	74-83-9	ND	2 ug/L		06/18/96
Carbon Tetrachloride	56-23-5	ND	0.5 ug/L		06/18/96
Chlorobenzene	108-90-7	ND	0.5 ug/L		06/18/96
Chloroethane	75-00-3	ND	2 ug/L		06/18/96
2-Chloroethyl Vinyl Ether	110-75-8	ND	0.5 ug/L		06/18/96
Chloroform	67-66-3	ND	0.5 ug/L		06/18/96
Chloromethane	74-87-3	ND	2 ug/L		06/18/96
Dibromochloromethane	124-48-1	ND	0.5 ug/L		06/18/96
1,2-Dichlorobenzene	95-50-1	ND	0.5 ug/L		06/18/96
1,3-Dichlorobenzene	541-73-1	ND	0.5 ug/L		06/18/96
1,4-Dichlorobenzene	106-46-7	ND	0.5 ug/L		06/18/96
Dichlorodifluoromethane	75-71-8	ND	2 ug/L		06/18/96
1,1-Dichloroethane	75-34-3	ND	0.5 ug/L		06/18/96
1,2-Dichloroethane	107-06-2	2.9 *	0.5 ug/L		06/18/96
1,1-Dichloroethene	75-35-4	ND	0.5 ug/L		06/18/96
cis-1,2-Dichloroethene	156-59-2	ND	0.5 ug/L		06/18/96
trans-1,2-Dichloroethene	156-60-5	ND	0.5 ug/L		06/18/96
1,2-Dichloropropane	78-87-5	ND	0.5 ug/L		06/18/96
cis-1,3-Dichloropropene	10061-01-5	ND	0.5 ug/L		06/18/96
trans-1,3-Dichloropropene	10061-02-6	ND	0.5 ug/L		06/18/96
Methylene Chloride	75-09-2	ND	2 ug/L		06/18/96
1,1,2,2-Tetrachloroethane	79-34-5	ND	0.5 ug/L		06/18/96
Tetrachloroethene	127-18-4	6.1 *	0.5 ug/L		06/18/96
1,1,1-Trichloroethane	71-55-6	ND	0.5 ug/L		06/18/96
1,1,2-Trichloroethane	79-00-5	ND	0.5 ug/L		06/18/96
Trichloroethene	79-01-6	3.4 *	0.5 ug/L		06/18/96
Trichlorofluoromethane	75-69-4	ND	2 ug/L		06/18/96
1,1,2Trichlorotrifluoroethane	76-13-1	ND	0.5 ug/L		06/18/96
Vinyl Chloride	75-01-4	ND	2 ug/L		06/18/96

FLUOR DANIEL GTI

SAMPLE ID: MW-7
AEN LAB NO: 9606184-03
AEN WORK ORDER: 9606184
CLIENT PROJ. ID: 020200150030543

DATE SAMPLED: 06/12/96
DATE RECEIVED: 06/13/96
REPORT DATE: 06/27/96

ANALYTE	METHOD/ CAS#	RESULT	REPORTING LIMIT	UNITS	DATE ANALYZED
---------	-----------------	--------	--------------------	-------	------------------

ND = Not detected at or above the reporting limit
* = Value at or above reporting limit

FLUOR DANIEL GTI

SAMPLE ID: MW-6
 AEN LAB NO: 9606184-04
 AEN WORK ORDER: 9606184
 CLIENT PROJ. ID: 020200150030543

DATE SAMPLED: 06/12/96
 DATE RECEIVED: 06/13/96
 REPORT DATE: 06/27/96

ANALYTE	METHOD/ CAS#	RESULT	REPORTING LIMIT	UNITS	DATE ANALYZED
BTEX & Gasoline HCs	EPA 8020				
Benzene	71-43-2	ND	0.5	ug/L	06/18/96
Toluene	108-88-3	ND	0.5	ug/L	06/18/96
Ethylbenzene	100-41-4	ND	0.5	ug/L	06/18/96
Xylenes, Total	1330-20-7	ND	2	ug/L	06/18/96
Purgeable HCs as Gasoline	5030/GCFID	ND	0.05	mg/L	06/18/96
Methyl t-Butyl Ether	EPA 8020	ND	50	ug/L	06/18/96
#Water Extrn for HCs		-		Extrn Date	06/18/96
Hydrocarbons (IR)	SM 5520F	ND	0.5	mg/L	06/19/96
EPA 8010 - Water matrix	EPA 8010				
Bromodichloromethane	75-27-4	ND	0.5	ug/L	06/18/96
Bromoform	75-25-2	ND	0.5	ug/L	06/18/96
Bromomethane	74-83-9	ND	2	ug/L	06/18/96
Carbon Tetrachloride	56-23-5	ND	0.5	ug/L	06/18/96
Chlorobenzene	108-90-7	ND	0.5	ug/L	06/18/96
Chloroethane	75-00-3	ND	2	ug/L	06/18/96
2-Chloroethyl Vinyl Ether	110-75-8	ND	0.5	ug/L	06/18/96
Chloroform	67-66-3	ND	0.5	ug/L	06/18/96
Chloromethane	74-87-3	ND	2	ug/L	06/18/96
Dibromochloromethane	124-48-1	ND	0.5	ug/L	06/18/96
1,2-Dichlorobenzene	95-50-1	ND	0.5	ug/L	06/18/96
1,3-Dichlorobenzene	541-73-1	ND	0.5	ug/L	06/18/96
1,4-Dichlorobenzene	106-46-7	ND	0.5	ug/L	06/18/96
Dichlorodifluoromethane	75-71-8	ND	2	ug/L	06/18/96
1,1-Dichloroethane	75-34-3	ND	0.5	ug/L	06/18/96
1,2-Dichloroethane	107-06-2	7.9 *	0.5	ug/L	06/18/96
1,1-Dichloroethene	75-35-4	ND	0.5	ug/L	06/18/96
cis-1,2-Dichloroethene	156-59-2	ND	0.5	ug/L	06/18/96
trans-1,2-Dichloroethene	156-60-5	ND	0.5	ug/L	06/18/96
1,2-Dichloropropane	78-87-5	ND	0.5	ug/L	06/18/96
cis-1,3-Dichloropropene	10061-01-5	ND	0.5	ug/L	06/18/96
trans-1,3-Dichloropropene	10061-02-6	ND	0.5	ug/L	06/18/96
Methylene Chloride	75-09-2	ND	2	ug/L	06/18/96
1,1,2,2-Tetrachloroethane	79-34-5	ND	0.5	ug/L	06/18/96
Tetrachloroethene	127-18-4	3.6 *	0.5	ug/L	06/18/96
1,1,1-Trichloroethane	71-55-6	ND	0.5	ug/L	06/18/96
1,1,2-Trichloroethane	79-00-5	ND	0.5	ug/L	06/18/96
Trichloroethene	79-01-6	5.0 *	0.5	ug/L	06/18/96

FLUOR DANIEL GTI

SAMPLE ID: MW-6
AEN LAB NO: 9606184-04
AEN WORK ORDER: 9606184
CLIENT PROJ. ID: 020200150030543

DATE SAMPLED: 06/12/96
DATE RECEIVED: 06/13/96
REPORT DATE: 06/27/96

ANALYTE	METHOD/ CAS#	RESULT	REPORTING LIMIT	UNITS	DATE ANALYZED
Trichlorofluoromethane	75-69-4	ND	2	ug/L	06/18/96
1,1,2Trichlorotrifluoroethane	76-13-1	ND	0.5	ug/L	06/18/96
Vinyl Chloride	75-01-4	ND	2	ug/L	06/18/96

ND = Not detected at or above the reporting limit

* = Value at or above reporting limit

FLUOR DANIEL GTI

SAMPLE ID: MW-4
 AEN LAB NO: 9606184.05
 AEN WORK ORDER: 9606184
 CLIENT PROJ. ID: 020200150030543

DATE SAMPLED: 06/12/96
 DATE RECEIVED: 06/13/96
 REPORT DATE: 06/27/96

ANALYTE	METHOD/ CAS#	RESULT	REPORTING LIMIT	UNITS	DATE ANALYZED
BTEX & Gasoline HCs	EPA 8020				
Benzene	71-43-2	11 *	0.5 ug/L		06/19/96
Toluene	108-88-3	ND	0.5 ug/L		06/19/96
Ethylbenzene	100-41-4	ND	0.5 ug/L		06/19/96
Xylenes, Total	1330-20-7	ND	2 ug/L		06/19/96
Purgeable HCs as Gasoline	5030/GCFID	0.32 *	0.05 mg/L		06/19/96
Methyl t-Butyl Ether	EPA 8020	ND	50 ug/L		06/19/96
#Water Extrn for HCs		-		Extrn Date	06/18/96
Hydrocarbons (IR)	SM 5520F	ND	0.5 mg/L		06/19/96
EPA 8010 - Water matrix	EPA 8010				
Bromodichloromethane	75-27-4	ND	0.5 ug/L		06/18/96
Bromoform	75-25-2	ND	0.5 ug/L		06/18/96
Bromomethane	74-83-9	ND	2 ug/L		06/18/96
Carbon Tetrachloride	56-23-5	ND	0.5 ug/L		06/18/96
Chlorobenzene	108-90-7	ND	0.5 ug/L		06/18/96
Chloroethane	75-00-3	ND	2 ug/L		06/18/96
2-Chloroethyl Vinyl Ether	110-75-8	ND	0.5 ug/L		06/18/96
Chloroform	67-66-3	ND	0.5 ug/L		06/18/96
Chloromethane	74-87-3	ND	2 ug/L		06/18/96
Dibromochloromethane	124-48-1	ND	0.5 ug/L		06/18/96
1,2-Dichlorobenzene	95-50-1	ND	0.5 ug/L		06/18/96
1,3-Dichlorobenzene	541-73-1	ND	0.5 ug/L		06/18/96
1,4-Dichlorobenzene	106-46-7	ND	0.5 ug/L		06/18/96
Dichlorodifluoromethane	75-71-8	ND	2 ug/L		06/18/96
1,1-Dichloroethane	75-34-3	ND	0.5 ug/L		06/18/96
1,2-Dichloroethane	107-06-2	ND	0.5 ug/L		06/18/96
1,1-Dichloroethene	75-35-4	ND	0.5 ug/L		06/18/96
cis-1,2-Dichloroethene	156-59-2	ND	0.5 ug/L		06/18/96
trans-1,2-Dichloroethene	156-60-5	ND	0.5 ug/L		06/18/96
1,2-Dichloropropane	78-87-5	ND	0.5 ug/L		06/18/96
cis-1,3-Dichloropropene	10061-01-5	ND	0.5 ug/L		06/18/96
trans-1,3-Dichloropropene	10061-02-6	ND	0.5 ug/L		06/18/96
Methylene Chloride	75-09-2	ND	2 ug/L		06/18/96
1,1,2,2-Tetrachloroethane	79-34-5	ND	0.5 ug/L		06/18/96
Tetrachloroethene	127-18-4	ND	0.5 ug/L		06/18/96
1,1,1-Trichloroethane	71-55-6	ND	0.5 ug/L		06/18/96
1,1,2-Trichloroethane	79-00-5	ND	0.5 ug/L		06/18/96
Trichloroethene	79-01-6	ND	0.5 ug/L		06/18/96

FLUOR DANIEL GTI

SAMPLE ID: MW-4
 AEN LAB NO: 9606184.05
 AEN WORK ORDER: 9606184
 CLIENT PROJ. ID: 020200150030543

DATE SAMPLED: 06/12/96
 DATE RECEIVED: 06/13/96
 REPORT DATE: 06/27/96

ANALYTE	METHOD/ CAS#	RESULT	REPORTING LIMIT	UNITS	DATE ANALYZED
Trichlorofluoromethane	75-69-4	ND	2	ug/L	06/18/96
1,1,2Trichlorotrifluoroethane	76-13-1	ND	0.5	ug/L	06/18/96
Vinyl Chloride	75-01-4	ND	2	ug/L	06/18/96

ND = Not detected at or above the reporting limit

* = Value at or above reporting limit

FLUOR DANIEL GTI

SAMPLE ID: MW-5
 AEN LAB NO: 9606184-06
 AEN WORK ORDER: 9606184
 CLIENT PROJ. ID: 020200150030543

DATE SAMPLED: 06/12/96
 DATE RECEIVED: 06/13/96
 REPORT DATE: 06/27/96

ANALYTE	METHOD/ CAS#	RESULT	REPORTING LIMIT	UNITS	DATE ANALYZED
BTEX & Gasoline HCs	EPA 8020				
Benzene	71-43-2	54 *	0.5 ug/L		06/18/96
Toluene	108-88-3	1.1 *	0.5 ug/L		06/18/96
Ethylbenzene	100-41-4	ND	0.5 ug/L		06/18/96
Xylenes, Total	1330-20-7	ND	2 ug/L		06/18/96
Purgeable HCs as Gasoline	5030/GCFID	0.26 *	0.05 mg/L		06/18/96
Methyl t-Butyl Ether	EPA 8020	ND	50 ug/L		06/18/96
EPA 8010 - Water matrix	EPA 8010				
Bromodichloromethane	75-27-4	ND	0.5 ug/L		06/18/96
Bromoform	75-25-2	ND	0.5 ug/L		06/18/96
Bromomethane	74-83-9	ND	2 ug/L		06/18/96
Carbon Tetrachloride	56-23-5	ND	0.5 ug/L		06/18/96
Chlorobenzene	108-90-7	ND	0.5 ug/L		06/18/96
Chloroethane	75-00-3	ND	2 ug/L		06/18/96
2-Chloroethyl Vinyl Ether	110-75-8	ND	0.5 ug/L		06/18/96
Chloroform	67-66-3	ND	0.5 ug/L		06/18/96
Chloromethane	74-87-3	ND	2 ug/L		06/18/96
Dibromochloromethane	124-48-1	ND	0.5 ug/L		06/18/96
1,2-Dichlorobenzene	95-50-1	ND	0.5 ug/L		06/18/96
1,3-Dichlorobenzene	541-73-1	ND	0.5 ug/L		06/18/96
1,4-Dichlorobenzene	106-46-7	ND	0.5 ug/L		06/18/96
Dichlorodifluoromethane	75-71-8	ND	2 ug/L		06/18/96
1,1-Dichloroethane	75-34-3	ND	0.5 ug/L		06/18/96
1,2-Dichloroethane	107-06-2	ND	0.5 ug/L		06/18/96
1,1-Dichloroethene	75-35-4	ND	0.5 ug/L		06/18/96
cis-1,2-Dichloroethene	156-59-2	ND	0.5 ug/L		06/18/96
trans-1,2-Dichloroethene	156-60-5	ND	0.5 ug/L		06/18/96
1,2-Dichloropropane	78-87-5	ND	0.5 ug/L		06/18/96
cis-1,3-Dichloropropene	10061-01-5	ND	0.5 ug/L		06/18/96
trans-1,3-Dichloropropene	10061-02-6	ND	0.5 ug/L		06/18/96
Methylene Chloride	75-09-2	ND	2 ug/L		06/18/96
1,1,2,2-Tetrachloroethane	79-34-5	ND	0.5 ug/L		06/18/96
Tetrachloroethene	127-18-4	ND	0.5 ug/L		06/18/96
1,1,1-Trichloroethane	71-55-6	ND	0.5 ug/L		06/18/96
1,1,2-Trichloroethane	79-00-5	ND	0.5 ug/L		06/18/96
Trichloroethene	79-01-6	ND	0.5 ug/L		06/18/96
Trichlorofluoromethane	75-69-4	ND	2 ug/L		06/18/96
1,1,2Trichlorotrifluoroethane	76-13-1	ND	0.5 ug/L		06/18/96
Vinyl Chloride	75-01-4	ND	2 ug/L		06/18/96

FLUOR DANIEL GTI

SAMPLE ID: MW-5
AEN LAB NO: 9606184.06
AEN WORK ORDER: 9606184
CLIENT PROJ. ID: 020200150030543

DATE SAMPLED: 06/12/96
DATE RECEIVED: 06/13/96
REPORT DATE: 06/27/96

ANALYTE	METHOD/ CAS#	RESULT	REPORTING LIMIT	UNITS	DATE ANALYZED
---------	-----------------	--------	--------------------	-------	------------------

ND = Not detected at or above the reporting limit
* = Value at or above reporting limit

FLUOR DANIEL GTI

SAMPLE ID: MW-2
 AEN LAB NO: 9606184-07
 AEN WORK ORDER: 9606184
 CLIENT PROJ. ID: 020200150030543

DATE SAMPLED: 06/12/96
 DATE RECEIVED: 06/13/96
 REPORT DATE: 06/27/96

ANALYTE	METHOD/ CAS#	RESULT	REPORTING LIMIT	UNITS	DATE ANALYZED
BTEX & Gasoline HCs	EPA 8020				
Benzene	71-43-2	890 *	3	ug/L	06/18/96
Toluene	108-88-3	7 *	3	ug/L	06/18/96
Ethylbenzene	100-41-4	56 *	3	ug/L	06/18/96
Xylenes, Total	1330-20-7	10 *	10	ug/L	06/18/96
Purgeable HCs as Gasoline	5030/GCFID	3.6 *	0.3	mg/L	06/18/96
Methyl t-Butyl Ether	EPA 8020	ND	300	ug/L	06/18/96
EPA 8010 - Water matrix	EPA 8010				
Bromodichloromethane	75-27-4	ND	3	ug/L	06/20/96
Bromoform	75-25-2	ND	3	ug/L	06/20/96
Bromomethane	74-83-9	ND	10	ug/L	06/20/96
Carbon Tetrachloride	56-23-5	ND	3	ug/L	06/20/96
Chlorobenzene	108-90-7	ND	3	ug/L	06/20/96
Chloroethane	75-00-3	ND	10	ug/L	06/20/96
2-Chloroethyl Vinyl Ether	110-75-8	ND	3	ug/L	06/20/96
Chloroform	67-66-3	ND	3	ug/L	06/20/96
Chloromethane	74-87-3	ND	10	ug/L	06/20/96
Dibromochloromethane	124-48-1	ND	3	ug/L	06/20/96
1,2-Dichlorobenzene	95-50-1	ND	3	ug/L	06/20/96
1,3-Dichlorobenzene	541-73-1	ND	3	ug/L	06/20/96
1,4-Dichlorobenzene	106-46-7	ND	3	ug/L	06/20/96
Dichlorodifluoromethane	75-71-8	ND	10	ug/L	06/20/96
1,1-Dichloroethane	75-34-3	ND	3	ug/L	06/20/96
1,2-Dichloroethane	107-06-2	160 *	3	ug/L	06/20/96
1,1-Dichloroethene	75-35-4	ND	3	ug/L	06/20/96
cis-1,2-Dichloroethene	156-59-2	ND	3	ug/L	06/20/96
trans-1,2-Dichloroethene	156-60-5	ND	3	ug/L	06/20/96
1,2-Dichloropropane	78-87-5	ND	3	ug/L	06/20/96
cis-1,3-Dichloropropene	10061-01-5	ND	3	ug/L	06/20/96
trans-1,3-Dichloropropene	10061-02-6	ND	3	ug/L	06/20/96
Methylene Chloride	75-09-2	ND	10	ug/L	06/20/96
1,1,2,2-Tetrachloroethane	79-34-5	ND	3	ug/L	06/20/96
Tetrachloroethene	127-18-4	ND	3	ug/L	06/20/96
1,1,1-Trichloroethane	71-55-6	ND	3	ug/L	06/20/96
1,1,2-Trichloroethane	79-00-5	ND	3	ug/L	06/20/96
Trichloroethene	79-01-6	40 *	3	ug/L	06/20/96
Trichlorofluoromethane	75-69-4	ND	10	ug/L	06/20/96
1,1,2Trichlorotrifluoroethane	76-13-1	ND	3	ug/L	06/20/96
Vinyl Chloride	75-01-4	ND	10	ug/L	06/20/96

FLUOR DANIEL GTI

SAMPLE ID: MW-2
AEN LAB NO: 9606184-07
AEN WORK ORDER: 9606184
CLIENT PROJ. ID: 020200150030543

DATE SAMPLED: 06/12/96
DATE RECEIVED: 06/13/96
REPORT DATE: 06/27/96

ANALYTE	METHOD/ CAS#	RESULT	REPORTING LIMIT	UNITS	DATE ANALYZED
---------	-----------------	--------	--------------------	-------	------------------

Reporting limits elevated for EPA 8010 due to high levels of target compounds. Sample run at dilution.

ND = Not detected at or above the reporting limit
* = Value at or above reporting limit

FLUOR DANIEL GTI

SAMPLE ID: TBLB
AEN LAB NO: 9606184-08
AEN WORK ORDER: 9606184
CLIENT PROJ. ID: 020200150030543

DATE SAMPLED: 06/12/96
DATE RECEIVED: 06/13/96
REPORT DATE: 06/27/96

ANALYTE	METHOD/ CAS#	RESULT	REPORTING LIMIT	UNITS	DATE ANALYZED
BTEX & Gasoline HCs	EPA 8020				
Benzene	71-43-2	ND	0.5	ug/L	06/18/96
Toluene	108-88-3	ND	0.5	ug/L	06/18/96
Ethylbenzene	100-41-4	ND	0.5	ug/L	06/18/96
Xylenes, Total	1330-20-7	ND	2	ug/L	06/18/96
Purgeable HCs as Gasoline	5030/GCFID	ND	0.05	mg/L	06/18/96
Methyl t-Butyl Ether	EPA 8020	ND	50	ug/L	06/18/96

ND = Not detected at or above the reporting limit

* = Value at or above reporting limit

AEN (CALIFORNIA)
QUALITY CONTROL REPORT

AEN JOB NUMBER: 9606184

CLIENT PROJECT ID: 020200150030543

Quality Control and Project Summary

All laboratory quality control parameters were found to be within established limits.

Definitions

Laboratory Control Sample (LCS)/Method Spike(s): Control samples of known composition. LCS and Method Spike data are used to validate batch analytical results.

Matrix Spike(s): Aliquot of a sample (aqueous or solid) with added quantities of specific compounds and subjected to the entire analytical procedure. Matrix spike and matrix spike duplicate QC data are advisory.

Method Blank: An analytical control consisting of all reagents, internal standards, and surrogate standards carried through the entire analytical process. Used to monitor laboratory background and reagent contamination.

Not Detected (ND): Not detected at or above the reporting limit.

Relative Percent Difference (RPD): An indication of method precision based on duplicate analysis.

Reporting Limit (RL): The lowest concentration routinely determined during laboratory operations. The RL is generally 1 to 10 times the Method Detection Limit (MDL). Reporting limits are matrix, method, and analyte dependent and take into account any dilutions performed as part of the analysis.

Surrogates: Organic compounds which are similar to analytes of interest in chemical behavior, but are not found in environmental samples. Surrogates are added to all blanks, calibration and check standards, samples, and spiked samples. Surrogate recovery is monitored as an indication of acceptable sample preparation and instrumental performance.

D: Surrogates diluted out.

#: Indicates result outside of established laboratory QC limits.

QUALITY CONTROL DATA

METHOD: EPA 5520

AEN JOB NO: 9606184
 DATE EXTRACTED: 06/18/96
 DATE ANALYZED: 06/19/96
 SAMPLE SPIKED: LCS
 INSTRUMENT: IR
 MATRIX: WATER

Laboratory Control Sample

Analyte	Spike Added (mg/L)	Percent Recovery	QC Limits
			Percent Recovery
Oil	6.91	112	73-112

Daily method blanks for all associated analytical runs showed no contamination at or above the reporting limit.

QUALITY CONTROL DATA

METHOD: EPA 8010

AEN JOB NO: 9606184
 INSTRUMENT: I
 MATRIX: WATER

Surrogate Standard Recovery Summary

Date Analyzed	Client Id.	Lab Id.	Percent Recovery	
			Bromochloro-methane	1-Bromo-3-chloro-propane
06/17/96	MW-1	01	88	92
06/18/96	MW-3	02	83	91
06/18/96	MW-7	03	87	91
06/18/96	MW-6	04	90	92
06/18/96	MW-4	05	98	98
06/18/96	MW-5	06	87	96
06/20/96	MW-2	07	91	94
QC Limits:			70-130	70-130

DATE ANALYZED: 06/18/96
 SAMPLE SPIKED: 9606072-02
 INSTRUMENT: I

Matrix Spike Recovery Summary

Analyte	Spike Added (ug/L)	Average Percent Recovery	RPD	QC Limits	
				Percent Recovery	RPD
1,1-Dichloroethene	50	91	9	37-156	20
Trichloroethene	50	100	11	54-122	20
Chlorobenzene	50	91	7	54-141	20

Daily method blanks for all associated analytical runs showed no contamination at or above the reporting limit.

QUALITY CONTROL DATA

METHOD: EPA 8020, 5030 GCFID

AEN JOB NO: 9606184
 INSTRUMENT: H
 MATRIX: WATER

Surrogate Standard Recovery Summary

Date Analyzed	Client Id.	Lab Id.	Percent Recovery	
			Fluorobenzene	
06/19/96	MW-1	01	97	
06/19/96	MW-3	02	96	
06/19/96	MW-7	03	98	
06/18/96	MW-6	04	98	
06/19/96	MW-4	05	91	
06/18/96	MW-5	06	103	
06/18/96	MW-2	07	116	
06/18/96	TBLB	08	98	
QC Limits:			70-130	

DATE ANALYZED: 06/18/96
 SAMPLE SPIKED: 9606156-07
 INSTRUMENT: H

Matrix Spike Recovery Summary

Analyte	Spike Added (ug/L)	Average Percent Recovery	RPD	QC Limits	
				Percent Recovery	RPD
Benzene	22.2	100	<1	85-109	17
Toluene	73.9	91	<1	87-111	16
Hydrocarbons as Gasoline	500	106	5	66-117	19

Daily method blanks for all associated analytical runs showed no contamination at or above the reporting limit.

*** END OF REPORT ***

Reporting Information:

1. Client: FLORE DANIEL G. TI
 Address: 757 ARNOLD DR.
MARTINEZ, CA 94553
 Contact: MIKE WEAVER
 Alt. Contact: BRIDGET BAXTER

American Environmental Network

3440 Vincent Road, Pleasant Hill, CA 94523
 Phone (510) 930-9090
 FAX (510) 930-0256

AEN

REQUEST FOR ANALYSIS / CHAIN OF CUSTODY

Lab Job Number: 1102184
 Lab Destination: _____
 Date Samples Shipped: _____
 Lab Contact: _____
 Date Results Required: URGENT
 Date Report Required: _____
 Client Phone No.: _____
 Client FAX No.: _____

Address Report To:

2. SAME AS ABOVE

Send Invoice To:

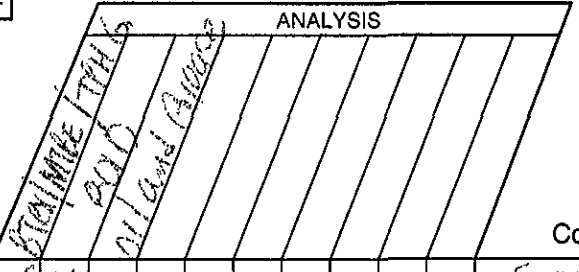
3. _____

Send Report To: 1 or 2 (Circle one)

Client P.O. No.: _____ Client Project I.D. No.: 020200150.030543

Sample Team Member (s) M. GAUCIA

Lab Number	Client Sample Identification	Air Volume	Date/Time Collected	Sample Type*	Pres.	No. of Cont.	Type of Cont.	ANALYSIS										Comments / Hazards			
								1	2	3	4	5	6	7	8	9	10		11	12	
<u>D1A-G</u>	<u>MW-1</u>	<u>---</u>	<u>6/12/96</u>	<u>7</u>	<u>MCL</u>	<u>7</u>	<u>VOA</u>	X	X												<u>5 MCL</u>
<u>D2A-G</u>	<u>MW-3</u>	<u>---</u>	<u>215</u>	<u>7</u>	<u>MCL</u>	<u>7</u>	<u>VOA</u>	X	X												
<u>D3A-G</u>	<u>MW-7</u>	<u>---</u>	<u>230</u>	<u>7</u>	<u>MCL</u>	<u>7</u>	<u>VOA</u>	X	X												
<u>D4A-G</u>	<u>MW-6</u>	<u>---</u>	<u>245</u>	<u>7</u>	<u>MCL</u>	<u>7</u>	<u>VOA</u>	X	X	X											<u>orig. no. for B. Baxter, 02. method: 5601</u>
<u>D5A-G</u>	<u>MW-4</u>	<u>---</u>	<u>300</u>	<u>7</u>	<u>MCL</u>	<u>7</u>	<u>VOA</u>	X	X	X											<u>by LR.</u>
<u>D6A-G</u>	<u>MW-5</u>	<u>---</u>	<u>315</u>	<u>7</u>	<u>MCL</u>	<u>7</u>	<u>VOA</u>	X	X												
<u>D7A-G</u>	<u>MW-2</u>	<u>---</u>	<u>330</u>	<u>7</u>	<u>MCL</u>	<u>7</u>	<u>VOA</u>	X	X												
<u>D8A</u>	<u>TBLB</u>	<u>---</u>	<u>---</u>	<u>7</u>	<u>MCL</u>	<u>7</u>	<u>VOA</u>	X													<u>only (1) sample NPL'd</u>



Relinquished by: (Signature) <u>[Signature]</u>	DATE <u>6/12/96</u>	TIME _____	Received by: (Signature) <u>[Signature]</u>	DATE <u>6/12/96</u>	TIME <u>15:25</u>
Relinquished by: (Signature) <u>[Signature]</u>	DATE <u>6/13/96</u>	TIME <u>15:35</u>	Received by: (Signature) <u>[Signature]</u>	DATE <u>6/13/96</u>	TIME <u>17:35</u>
Relinquished by: (Signature) _____	DATE _____	TIME _____	Received by: (Signature) _____	DATE _____	TIME _____
Method of Shipment _____			Lab Comments _____		

*Sample type (Specify): 1) 37mm 0.8 µm MCEF 2) 25mm 0.8 µm MCEF 3) 25mm 0.4 µm polycarb. filter
 4) PVC filter, diam. _____ pore size _____ 5) Charcoal tube 6) Silica gel tube 7) Water 8) Soil 9) Bulk Sample
 10) Other _____ 11) Other _____