

CAMBRIA

STUDY 77

February 28, 1999

Mr. Tom Peacock  
Alameda County Health Care Services Agency  
1131 Harbor Bay Parkway, #250  
Alameda, CA 94502-6577

99 MAR -9 PM 3:01  
CAMBRIA ENVIRONMENTAL  
TECHNOLOGY, INC.

Re: **Ground Water Monitoring Report - First Quarter 1999**  
Former Shell Service Station  
2703 Martin Luther King Jr. Way  
Oakland, California  
WIC #204-5508-1701



Dear Mr. Peacock:

This Quarterly Monitoring Report describes the recently completed activities associated with ground water monitoring and sampling at the referenced site (Plates 1 and 2). This report was prepared to meet quarterly reporting guidelines issued by the Regional Water Quality Control Board, San Francisco Bay Region and the Alameda County Health Care Services Agency.

### Quarterly Monitoring & Sampling Summary

Ground water monitoring and well sampling for the first quarter of 1999 are summarized below:

- Blaine Tech Services, Inc. (Blaine) of San Jose, California measured water depths and collected ground water samples from Wells MW-1, MW-2, V-1, and V-2 on January 18, 1999. Ground water samples were transported to Sequoia Analytical of Petaluma, California for laboratory analysis.
- Cambria Environmental Technology, Inc. (Cambria) evaluated water-level measurement data and prepared a ground water contour/chemical concentration map (Plate 2). Ground water flow direction is to the southwest at an approximate hydraulic gradient of 0.02.
- Wells MW-1 and MW-2 were ND for TPHg and benzene and contained 2.36 and 2.47 ppb MTBE, respectively. Wells V-1 and V-2 contained 697 ppb and 47,100 ppb TPHg, 55.7 ppb and 5,800 ppb benzene, and 9.35 ppb and <100 ppb MTBE, respectively.

Oakland, CA  
Sonoma, CA  
Portland, OR  
Seattle, WA

**Cambria  
Environmental  
Technology, Inc.**

270 Perkins Street  
P.O. Box 259  
Sonoma, CA 95476  
Tel (707)935-4850  
Fax (707)935-6649

# C A M B R I A

## Quarterly Sampling

Monitoring Wells MW-1, MW-2, V-1, and V-2 were sampled and analyzed for total petroleum hydrocarbons as gasoline (TPHg) according to EPA Method 8015 (Modified) and benzene, toluene, ethylbenzene, xylenes (BTEX), and methyl-tertiary-butyl-ether (MTBE) according to EPA Method 8020.

Field monitoring data and chemical analytical data are presented in a summary table in Blaine's ground water monitoring report (Appendix A).



## Conclusions

Ground water analytical results for this quarter indicate that petroleum hydrocarbon and MTBE concentrations are within the historical norm for this site.

## Recommendations

We recommend that quarterly monitoring, sampling, and reporting continue on the established schedule for this site.

If you have any questions regarding the contents of this document, please call Joe Neely at (707) 935-4854.

Sincerely,  
**Cambria Environmental Technology, Inc.**

Aubrey K. Cool  
Staff Geologist

Diane M. Lundquist, P.E.  
Principal Engineer  
C46725



# C A M B R I A

Attachments:

Plate 1. Vicinity Map

Plate 2. Ground Water Contour/Chemical Concentration Map

Appendix A

Blaine Tech Services Inc. - Ground Water Monitoring Report



cc: Ms. Karen Petryna, Equiva Services LLC  
Mr. Matthew Dudley, Larson and Burnham

Subject Site



BASE MAP: CALIFORNIA STATE AUTOMOBILE ASSOCIATION

PLATE

**1**

VICINITY MAP

Former Shell Service Station  
2703 Martin Luther King Jr. Way  
Oakland, California

**CAMBRIA**

240-0781


Drawn By: DML

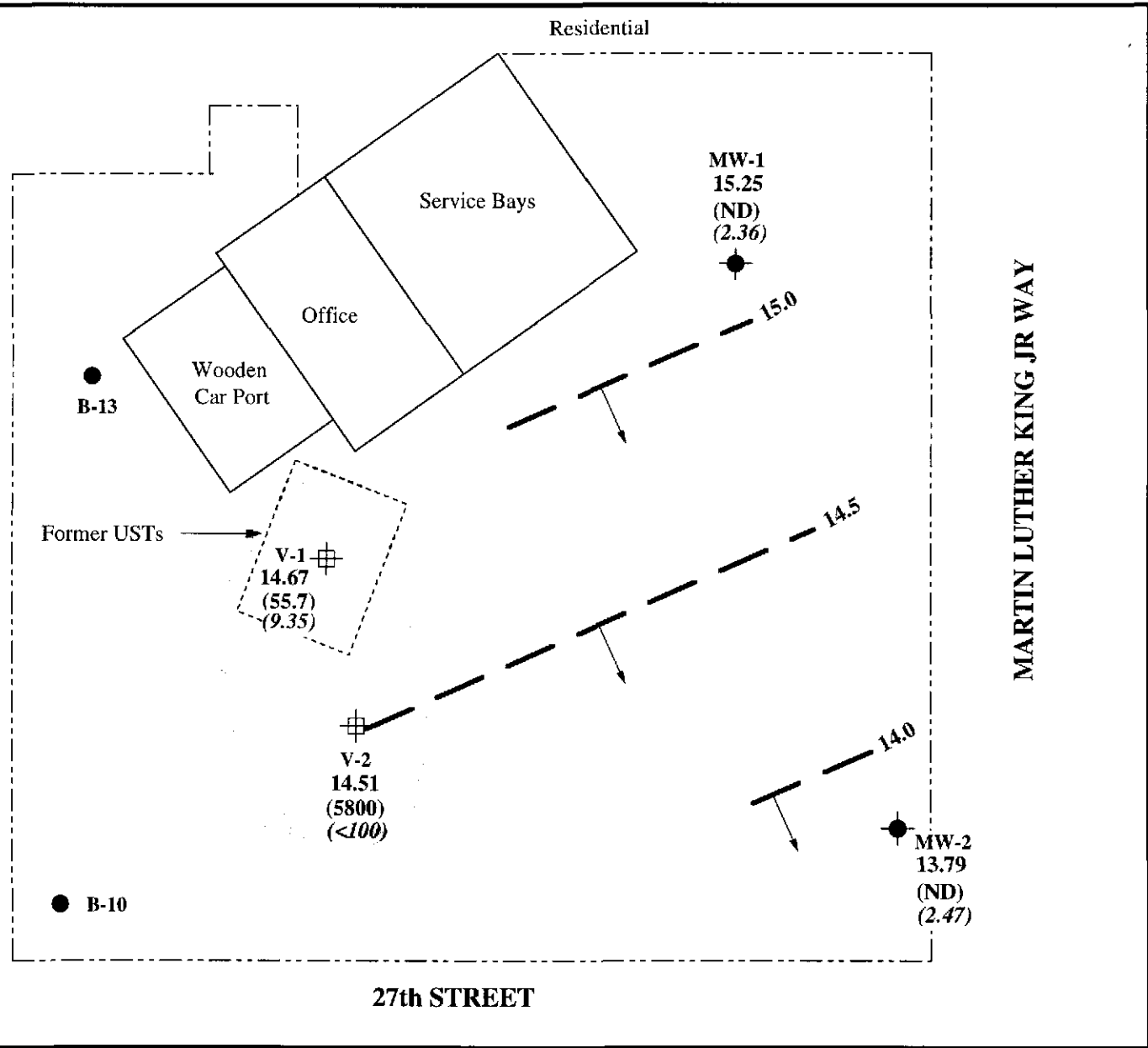
Date: 12-28-95

Approved By: ak

Date: 3-2-99

**EXPLANATION**

- Exploratory Boring
  - ⊕ Soil Vapor Extraction Well
  - ⊙ Ground Water Monitoring Well
  -  Ground water elevation contours in feet referenced to mean sea level (MSL). Arrows indicate approximate ground water flow direction.
  - 13.79 Ground water elevation in feet above MSL
  - (ND) Benzene concentration in ppb  
ND = Not Detected
  - (2.47) MTBE concentration in ppb  
ND = Not Detected
- Notes: Monitoring performed 18-Jan-99.  
Approximate hydraulic gradient = 0.02



PLATE

**2**

**GROUND WATER CONTOUR/CHEMICAL CONCENTRATION MAP**

Former Shell Service Station  
2703 Martin Luther King Jr. Way  
Oakland, California

**CAMBRIA**

240-0781

Drawn By: DRC

Date: 26-Feb-99

Approved By: neh

Date: 3-2-99

**Appendix A**

**Blaine Tech Services, Inc.  
Ground Water Monitoring Report**

**BLAINE**  
TECH SERVICES INC.


1680 ROGERS AVENUE  
SAN JOSE, CA 95112-1105  
(408) 573-7771 FAX  
(408) 573-0555 PHONE



February 17, 1999

Karen Petryna  
Equiva Services LLC  
P.O. Box 6249  
Carson, CA 90749-6249

First Quarter 1999 Groundwater Monitoring at  
Shell-branded Service Station  
2703 Martin Luther King Jr. Way  
Oakland, CA



Monitoring performed on January 18, 1999

### Groundwater Monitoring Report 990118-C-1

This report covers the routine monitoring of groundwater wells at this Shell-branded facility. In accordance with standard procedures that conform to Regional Water Quality Control Board requirements, routine field data collection includes depth to water, total well depth, thickness of any separate immiscible layer, water column volume, appropriate calculated purge volume (if applicable), elapsed evacuation time (if applicable), total volume of water removed (if applicable), and standard water parameter instrument readings. Sample material is collected, contained, stored, and transported to the laboratory in conformance with EPA standards. Purgewater (if applicable) is, likewise, collected and transported to the Martinez Refining Company.

Basic field information is presented alongside analytical values excerpted from the laboratory report in the cumulative table of **WELL CONCENTRATIONS**. The full analytical report for the most recent samples and the field data sheets are attached to this report.

At a minimum, Blaine Tech Services, Inc. field personnel are certified on completion of a forty hour Hazardous Materials and Emergency Response training course per 29 CFR 1910.120. Field personnel are also enrolled in annual eight hour refresher courses.

Blaine Tech Services, Inc. conducts sampling and documentation assignments of this type as an independent third party. In order to avoid compromising the objectivity necessary for the proper and disinterested performance of this work, Blaine Tech Services, Inc. concentrates on objective data collection and does not participate in the interpretation of analytical results, the definition of geological or hydrological conditions, the formulation of recommendations, or the marketing of remedial systems.

Please call if you have any questions.

Yours truly,

A handwritten signature in black ink, appearing to read "Deidre Kerwin", with a long horizontal flourish extending to the right.

Deidre Kerwin  
Operations Manager

DK/mt

attachments: Cumulative Table of WELL CONCENTRATIONS  
Certified Analytical Report  
Field Data Sheets

cc: Joe Neely  
Cambria Environmental Technology, Inc.  
270 Perkins Street  
Sonoma, CA 95476-0259



**WELL CONCENTRATIONS**  
**Shell-branded Service Station**  
**2703 Martin Luther King Way**  
**Oakland, CA**  
**Wic #204-5508-1701**

Well ID	Date	TPHg (ug/L)	B (ug/L)	T (ug/L)	E (ug/L)	X (ug/L)	MTBE 8020 (ug/L)	MTBE 8260 (ug/L)	TOC (MSL)	Depth to Water (ft.)	GW Elevation (MSL)	SPH Thickness (ft.)
---------	------	----------------	-------------	-------------	-------------	-------------	---------------------	------------------------	--------------	----------------------------	--------------------------	---------------------------

MW-1 (B-11)	08/02/1996	NA	NA	NA	NA	NA	NA	NA	23.53	NA	NA	NA
MW-1 (B-11)	08/05/1996	<50	<0.50	<0.50	<0.50	<0.50	<2.5	NA	23.53	8.76	14.77	0.00
MW-1 (B-11)	10/17/1996	<50	<0.50	<0.50	<0.50	<0.50	<2.5	NA	23.53	9.88	13.65	0.00
MW-1 (B-11)	01/08/1997	<50	<0.50	<0.50	<0.50	<0.50	<2.5	NA	23.53	6.82	16.71	0.00
MW-1 (B-11)	04/07/1997	<50	<0.50	<0.50	<0.50	<0.50	<2.5	NA	23.53	7.89	15.64	0.00
MW-1 (B-11)	07/02/1997	<50	<0.50	<0.50	<0.50	<0.50	<2.5	NA	23.53	8.71	14.82	0.00
MW-1 (B-11)	10/24/1997	<50	<0.50	<0.50	<0.50	<0.50	<2.5	NA	23.53	9.26	14.27	0.00
MW-1 (B-11)	01/09/1998	<50	<0.50	<0.50	<0.50	<0.50	<2.5	NA	23.53	7.94	15.59	0.00
MW-1 (B-11)	04/02/1998	<50	<0.50	<0.50	<0.50	<0.50	<2.5	NA	23.53	7.21	16.32	0.00
MW-1 (B-11)	07/14/1998	<50	<0.50	<0.50	<0.50	<0.50	<2.5	NA	23.53	7.78	15.75	0.00
MW-1 (B-11)	10/01/1998	<50	<0.50	<0.50	<0.50	<0.50	<2.5	NA	23.53	8.39	15.14	0.00
MW-1 (B-11)	01/18/1999	<50.0	<0.500	0.785	<0.500	<0.500	2.36	NA	23.53	8.28	15.25	0.00

MW-1 (B-11) (D)	08/05/1996	<50	<0.50	<0.50	<0.50	<0.50	<2.5	NA	23.53	NA	NA	NA
-----------------	------------	-----	-------	-------	-------	-------	------	----	-------	----	----	----

MW-2 (B-12)*	07/17/1996	<50	<0.50	0.69	<0.50	<0.50	<2.5	NA	22.47	NA	NA	NA
MW-2 (B-12)*	08/05/1996	<50	<0.50	<0.50	<0.50	<0.50	<2.5	NA	22.47	8.35	14.12	0.00
MW-2 (B-12)*	10/17/1996	<50	<0.50	<0.50	<0.50	<0.50	<2.5	NA	22.47	9.32	13.15	0.00
MW-2 (B-12)*	01/08/1997	<50	<0.50	<0.50	<0.50	<0.50	<2.5	NA	22.47	6.80	15.67	0.00
MW-2 (B-12)*	04/07/1997	<50	<0.50	<0.50	<0.50	<0.50	<2.5	NA	22.47	7.81	14.66	0.00
MW-2 (B-12)*	07/02/1997	<50	<0.50	<0.50	<0.50	<0.50	<2.5	NA	22.47	8.27	14.20	0.00
MW-2 (B-12)*	10/24/1997	<50	<0.50	<0.50	<0.50	<0.50	<2.5	NA	22.47	9.12	13.35	0.00
MW-2 (B-12)*	01/09/1998	<50	<0.50	<0.50	<0.50	<0.50	6.3	NA	22.47	7.41	15.06	0.00
MW-2 (B-12)*	04/02/1998	<50	<0.50	<0.50	<0.50	<0.50	<2.5	NA	22.47	6.59	15.88	0.00
MW-2 (B-12)*	07/14/1998	<50	<0.50	<0.50	<0.50	<0.50	<2.5	NA	22.47	7.49	14.98	0.00

**WELL CONCENTRATIONS**  
**Shell-branded Service Station**  
**2703 Martin Luther King Way**  
**Oakland, CA**  
**Wic #204-5508-1701**

Well ID	Date	TPHg (ug/L)	B (ug/L)	T (ug/L)	E (ug/L)	X (ug/L)	MTBE 8020 (ug/L)	MTBE 8260 (ug/L)	TOC (MSL)	Depth to Water (ft.)	GW Elevation (MSL)	SPH Thickness (ft.)
MW-2 (B-12)*	10/01/1998	<50	<0.50	<0.50	<0.50	0.59	<2.5	NA	22.47	8.58	13.89	0.00
MW-2 (B-12)*	01/18/1999	<50.0	<0.500	0.971	<0.500	<0.500	2.47	NA	22.47	8.68	13.79	0.00
MW-2 (B-12) (D)	10/17/1996	<50	<0.50	<0.50	<0.50	<0.50	<2.5	NA	22.47	NA	NA	NA
MW-2 (B-12) (D)	01/08/1997	<50	<0.50	<0.50	<0.50	<0.50	<2.5	NA	22.47	NA	NA	NA
B-10 *	07/17/1996	20000	400	<100	<100	870	<500	NA	NA	NA	NA	NA
B-13*	07/17/1996	290000	34000	21000	9900	47000	<2500	NA	NA	NA	NA	NA
V-1	08/02/1996	NA	NA	NA	NA	NA	NA	NA	23.26	NA	NA	NA
V-1	08/05/1996	NA	NA	NA	NA	NA	NA	NA	23.26	8.58	14.68	0.00
V-1	10/17/1996	NA	NA	NA	NA	NA	NA	NA	23.26	10.02	13.24	0.00
V-1	01/16/1997	9500	1200	250	280	880	<50	NA	23.26	5.55	17.71	0.00
V-1	04/07/1997	2200	42	<5.0	130	15	<25	NA	23.26	7.40	15.86	0.00
V-1	07/02/1997	2600	340	5.8	49	12	74	<4.0	23.26	8.94	14.32	0.00
V-1	10/24/1997	57000	5200	2300	3600	16000	1900	<200	23.26	9.43	13.83	0.00
V-1	01/09/1998	23000	2400	1700	1300	2300	310	NA	23.26	6.81	16.45	0.00
V-1	04/02/1998	<50	<0.50	<0.50	<0.50	<0.50	<2.5	NA	23.26	4.58	18.68	0.00
V-1	07/14/1998	160	1.9	<0.50	4.2	<0.50	6.1	NA	23.26	7.51	15.75	0.00
V-1	10/01/1998	440.00	18.00	<0.50	11.00	0.80	7.90	NA	23.26	8.49	14.77	0.00
V-1	01/18/1999	697	55.7	0.839	28.2	<0.500	9.35	NA	23.26	8.59	14.67	0.00
V-1 (D)	01/09/1998	24000	2500	1800	1400	2400	450	NA	23.26	NA	NA	NA
V-1 (D)	04/02/1998	<50	<0.50	<0.50	<0.50	<0.50	<2.5	NA	23.26	NA	NA	NA

**WELL CONCENTRATIONS**  
**Shell-branded Service Station**  
**2703 Martin Luther King Way**  
**Oakland, CA**  
**Wic #204-5508-1701**

Well ID	Date	TPHg (ug/L)	B (ug/L)	T (ug/L)	E (ug/L)	X (ug/L)	MTBE 8020 (ug/L)	MTBE 8260 (ug/L)	TOC (MSL)	Depth to Water (ft.)	GW Elevation (MSL)	SPH Thickness (ft.)
---------	------	----------------	-------------	-------------	-------------	-------------	---------------------	------------------------	--------------	----------------------------	--------------------------	---------------------------

V-2	08/02/1996	NA	NA	NA	NA	NA	NA	NA	22.80	NA	NA	NA
V-2	08/05/1996	NA	NA	NA	NA	NA	NA	NA	22.80	7.94	14.86	0.00
V-2	10/17/1996	NA	NA	NA	NA	NA	NA	NA	22.80	9.30	13.50	0.00
V-2	01/08/1997	69000	4800	2800	2700	13000	750	NA	22.80	5.82	16.98	0.00
V-2	04/07/1997	90000	4400	1900	3300	14000	<500	NA	22.80	7.10	15.70	0.00
V-2	07/02/1997	82000	5500	2700	3500	16000	530	<100	22.80	8.35	14.45	0.00
V-2	10/24/1997	7300	1100	97	230	180	91	<12	22.80	10.03	12.77	0.00
V-2	01/09/1998	40000	4100	1500	2500	9000	280	NA	22.80	6.94	15.86	0.00
V-2	04/02/1998	62000	6800	2400	3400	14000	<250	NA	22.80	5.35	17.45	0.00
V-2	07/14/1998	43000	4700	1100	2500	6600	<250	NA	22.80	6.48	16.32	0.00
V-2	10/01/1998	53000	5200	1800	3200	10000	83.00	NA	22.80	8.41	14.39	0.00
V-2	01/18/1999	47100	5800	1960	3450	10200	<100	NA	22.80	8.29	14.51	0.00

V-2 (D)	04/07/1997	77000	4400	2000	3200	14000	<250	NA	22.80	NA	NA	NA
V-2 (D)	07/02/1997	85000	5600	2800	3600	17000	520	<100	22.80	NA	NA	NA
V-2 (D)	10/24/1997	12000	1700	340	650	630	120	<20	22.80	NA	NA	NA
V-2 (D)	07/14/1998	48000	5100	1300	2600	8100	<250	NA	22.80	NA	NA	NA
V-2 (D)	10/01/1998	55000	5300	1900	3300	11000	65	NA	22.80	NA	NA	NA

**WELL CONCENTRATIONS**  
**Shell-branded Service Station**  
**2703 Martin Luther King Way**  
**Oakland, CA**  
**Wic #204-5508-1701**

Well ID	Date	TPHg (ug/L)	B (ug/L)	T (ug/L)	E (ug/L)	X (ug/L)	MTBE 8020 (ug/L)	MTBE 8260 (ug/L)	TOC (MSL)	Depth to Water (ft.)	GW Elevation (MSL)	SPH Thickness (ft.)
---------	------	----------------	-------------	-------------	-------------	-------------	---------------------	------------------------	--------------	----------------------------	--------------------------	---------------------------

**Abbreviations:**

TPHg = Total petroleum hydrocarbons as gasoline by modified EPA Method 8015

BTEX = benzene, toluene, ethylbenzene, xylenes by EPA Method 8020

MTBE = methyl-tertiary-butyl ether

TOC = Top of Casing Elevation

SPH = Separate-Phase Hydrocarbons

GW = Groundwater

ug/L = parts per billion

msl = Mean sea level

ft = Feet

<n = Below detection limit

D = Duplicate sample

**Notes:**

\* = Water sample from Boring



Sequoia  
Analytical

680 Chesapeake Drive  
404 N. Wiget Lane  
819 Striker Avenue, Suite 8  
1455 McDowell Blvd. North, Ste. D

Redwood City, CA 94063  
Walnut Creek, CA 94598  
Sacramento, CA 95834  
Petaluma, CA 94954

(650) 364-9600  
(925) 988-9600  
(916) 921-9600  
(707) 792-1865

FAX (650) 364-9233  
FAX (925) 988-9673  
FAX (916) 921-0100  
FAX (707) 792-0342

January 28, 1999

Fran Thie  
Blaine Technical Services, Inc.  
1680 Rogers Ave.  
San Jose, CA 95112

RE: Shell Oil Co./P901310

Dear Fran Thie

Enclosed are the results of analyses for sample(s) received by the laboratory on January 20, 1999. If you have any questions concerning this report, please feel free to contact me.

Sincerely,

Scott Forbes  
Project Manager

CA ELAP Certificate Number 2245





**Sequoia  
Analytical**

680 Chesapeake Drive  
404 N. Wiget Lane  
819 Striker Avenue, Suite 8  
1455 McDowell Blvd. North, Ste. D

Redwood City, CA 94063  
Walnut Creek, CA 94598  
Sacramento, CA 95834  
Petaluma, CA 94954

(650) 364-9600  
(925) 988-9600  
(916) 921-9600  
(707) 792-1865

FAX (650) 364-9233  
FAX (925) 988-9673  
FAX (916) 921-0100  
FAX (707) 792-0342

Blaine Technical Services, Inc.  
1680 Rogers Ave.  
San Jose, CA 95112

Project: Shell Oil Co.  
Project Number: 2703 Martin Luther King - Oak/990118-C1  
Project Manager: Fran Thie

Sampled: 1/18/99  
Received: 1/20/99  
Reported: 1/28/99

### ANALYTICAL REPORT FOR P901310

Sample Description	Laboratory Sample Number	Sample Matrix	Date Sampled
MW 1	P901310-01	Water	1/18/99
MW 2	P901310-02	Water	1/18/99
V 1	P901310-03	Water	1/18/99
V 2	P901310-04	Water	1/18/99





Blaine Technical Services, Inc. 1680 Rogers Ave. San Jose, CA 95112	Project: Shell Oil Co. Project Number: 2703 Martin Luther King - Oak/990118-C1 Project Manager: Fran Thie	Sampled: 1/18/99 Received: 1/20/99 Reported: 1/28/99
---	---	--

**Total Petroleum Hydrocarbons as Gasoline and BTEX by EPA 8015M/8020M  
Sequoia Analytical - Petaluma**

Analyte	Batch Number	Date Prepared	Date Analyzed	Surrogate Limits	Reporting Limit	Result	Units	Notes*
				<b><u>P901310-01</u></b>				
<b>MW 1</b>							<b><u>Water</u></b>	
Gasoline	9010433	1/26/99	1/26/99		50.0	ND	ug/l	
Benzene	"	"	"		0.500	ND	"	
Toluene	"	"	"		0.500	0.785	"	
Ethylbenzene	"	"	"		0.500	ND	"	
Xylenes (total)	"	"	"		0.500	ND	"	
Methyl tert-butyl ether	"	"	"		2.00	2.36	"	
Surrogate: a,a,a-Trifluorotoluene	"	"	"	65.0-135		121	%	
Surrogate: 4-Bromofluorobenzene	"	"	"	65.0-135		96.0	"	
				<b><u>P901310-02</u></b>				
<b>MW 2</b>							<b><u>Water</u></b>	
Gasoline	9010433	1/26/99	1/26/99		50.0	ND	ug/l	
Benzene	"	"	"		0.500	ND	"	
Toluene	"	"	"		0.500	0.971	"	
Ethylbenzene	"	"	"		0.500	ND	"	
Xylenes (total)	"	"	"		0.500	ND	"	
Methyl tert-butyl ether	"	"	"		2.00	2.47	"	
Surrogate: a,a,a-Trifluorotoluene	"	"	"	65.0-135		124	%	
Surrogate: 4-Bromofluorobenzene	"	"	"	65.0-135		95.7	"	
				<b><u>P901310-03</u></b>				
<b>V 1</b>							<b><u>Water</u></b>	
Gasoline	9010433	1/26/99	1/26/99		50.0	697	ug/l	
Benzene	"	"	"		0.500	55.7	"	
Toluene	"	"	"		0.500	0.839	"	
Ethylbenzene	"	"	"		0.500	28.2	"	
Xylenes (total)	"	"	"		0.500	ND	"	
Methyl tert-butyl ether	"	"	"		2.00	9.35	"	
Surrogate: a,a,a-Trifluorotoluene	"	"	"	65.0-135		118	%	
Surrogate: 4-Bromofluorobenzene	"	"	"	65.0-135		95.3	"	
				<b><u>P901310-04</u></b>				
<b>V 2</b>							<b><u>Water</u></b>	
Gasoline	9010433	1/26/99	1/26/99		2500	47100	ug/l	
Benzene	"	"	"		25.0	5800	"	
Toluene	"	"	"		25.0	1960	"	
Ethylbenzene	"	"	"		25.0	3450	"	
Xylenes (total)	"	"	"		25.0	10200	"	
Methyl tert-butyl ether	"	"	"		100	ND	"	
Surrogate: a,a,a-Trifluorotoluene	"	"	"	65.0-135		115	%	
Surrogate: 4-Bromofluorobenzene	"	"	"	65.0-135		93.0	"	



Blaine Technical Services, Inc. 1680 Rogers Ave. San Jose, CA 95112	Project: Shell Oil Co. Project Number: 2703 Martin Luther King - Oak/990118-C1 Project Manager: Fran Thie	Sampled: 1/18/99 Received: 1/20/99 Reported: 1/28/99
---	---	--

**Total Petroleum Hydrocarbons as Gasoline and BTEX by EPA 8015M/8020M/Quality Control  
Sequoia Analytical - Petaluma**

Analyte	Date Analyzed	Spike Level	Sample Result	QC Result	Units	Reporting Limit Recov. Limits	Recov. %	RPD Limit	RPD %	Notes*
<b>Batch: 9010433</b>		<b>Date Prepared: 1/25/99</b>			<b>Extraction Method: EPA 5030 waters</b>					
<b>Blank 9010433-BLK1</b>										
Gasoline	1/25/99			ND	ug/l	50.0				
Benzene	"			ND	"	0.500				
Toluene	"			ND	"	0.500				
Ethylbenzene	"			ND	"	0.500				
Xylenes (total)	"			ND	"	0.500				
Methyl tert-butyl ether	"			ND	"	2.00				
Surrogate: a,a,a-Trifluorotoluene	"	300		360	"	65.0-135	120			
Surrogate: 4-Bromofluorobenzene	"	300		293	"	65.0-135	97.7			
<b>Blank 9010433-BLK2</b>										
Gasoline	1/26/99			ND	ug/l	50.0				
Benzene	"			ND	"	0.500				
Toluene	"			ND	"	0.500				
Ethylbenzene	"			ND	"	0.500				
Xylenes (total)	"			ND	"	0.500				
Methyl tert-butyl ether	"			ND	"	2.00				
Surrogate: a,a,a-Trifluorotoluene	"	300		311	"	65.0-135	104			
Surrogate: 4-Bromofluorobenzene	"	300		249	"	65.0-135	83.0			
<b>LCS 9010433-BS1</b>										
Gasoline	1/25/99	1000		897	ug/l	65.0-135	89.7			
Surrogate: 4-Bromofluorobenzene	"	300		289	"	65.0-135	96.3			
<b>LCS 9010433-BS2</b>										
Benzene	1/26/99	100		87.3	ug/l	65.0-135	87.3			
Toluene	"	100		88.2	"	65.0-135	88.2			
Ethylbenzene	"	100		86.4	"	65.0-135	86.4			
Xylenes (total)	"	300		268	"	65.0-135	89.3			
Surrogate: a,a,a-Trifluorotoluene	"	300		318	"	65.0-135	106			
<b>Matrix Spike 9010433-MS1 P901219-01</b>										
Gasoline	1/25/99	1000	814	1610	ug/l	65.0-135	79.6			
Surrogate: 4-Bromofluorobenzene	"	300		287	"	65.0-135	95.7			
<b>Matrix Spike Dup 9010433-MSD1 P901219-01</b>										
Gasoline	1/25/99	1000	814	1610	ug/l	65.0-135	79.6	20.0	0	
Surrogate: 4-Bromofluorobenzene	"	300		291	"	65.0-135	97.0			







# Sequoia Analytical

680 Chesapeake Drive  
404 N. Wiget Lane  
819 Striker Avenue, Suite 8  
1455 McDowell Blvd. North, Ste. D

Redwood City, CA 94063  
Walnut Creek, CA 94598  
Sacramento, CA 95834  
Petaluma, CA 94954

(650) 364-9600  
(925) 988-9600  
(916) 921-9600  
(707) 792-1865

FAX (650) 364-9233  
FAX (925) 988-9673  
FAX (916) 921-0100  
FAX (707) 792-0342

Blaine Technical Services, Inc. 1680 Rogers Ave. San Jose, CA 95112	Project: Shell Oil Co. Project Number: 2703 Martin Luther King - Oak/990118-C1 Project Manager: Fran Thie	Sampled: 1/18/99 Received: 1/20/99 Reported: 1/28/99
---	---	--

## Notes and Definitions

#	Note
---	------

- DET Analyte DETECTED
- ND Analyte NOT DETECTED at or above the reporting limit
- NR Not Reported
- dry Sample results reported on a dry weight basis
- Recov. Recovery
- RPD Relative Percent Difference



**SHELL OIL COMPANY**  
RETAIL ENVIRONMENTAL ENGINEERING - WEST

**CHAIN OF CUSTODY RECORD**

Serial No: 990118-CL

Date:

Page 1 of 1

Site Address: 2703 Martin Luther King Junior Way,  
Oakland, CA

WIC#: 254-5508-1701

Shell Engineer: Alex Perez  
Phone No.: (510) 675-6168  
Fax #: 675-6172

Consultant Name & Address:  
Blaine Tech Services, Inc.  
1680 Rogers Ave., San Jose, CA 95112

Consultant Contact: Fran Thie  
Phone No.: (408) 573-0555  
Fax #: 573-7771

Comments:

Sampled by:

Printed Name: Cassidy

Sample ID	Date	Sludge	Soil	Water	Air	No. of confs.
MW1	1/18			W		3
MW2	↓			↓		↓
V1	↓			↓		↓
V2	↓			↓		↓

**Analysis Required**

TPH (EPA 8015 Mod. Gas)	TPH (EPA 8015 Mod. Diesel)	BTEX (EPA 8020/602)	Volatile Organics (EPA 8240)	Test for Disposal	Combination TPH 8015 & BTEX 8020 <u>for BTEX</u>	Asbestos	Container Size	Preparation Used	Composite Y/N
-------------------------	----------------------------	---------------------	------------------------------	-------------------	--	----------	----------------	------------------	---------------

LAB: Sequoia

CHECK ONE (1) BOX ONLY	CT/DT	TURN AROUND TIME
G.W. Monitoring <input checked="" type="checkbox"/>	4481	24 hours <input type="checkbox"/>
SRA Investigation <input type="checkbox"/>	4441	48 hours <input type="checkbox"/>
Soil Classify/Disposal <input type="checkbox"/>	4442	15 days <input checked="" type="checkbox"/> (Normal)
Water Classify/Disposal <input type="checkbox"/>	4443	Other <input type="checkbox"/>
Soil/Air Rem. or Sys. O & M <input type="checkbox"/>	4452	
Water Rem. or Sys. O & M <input type="checkbox"/>	4453	
Other <input type="checkbox"/>		

NOTE: Notify Lab as soon as possible of 24/48 hrs. TAT.

UST AGENCY:

MATERIAL DESCRIPTION	SAMPLE CONDITION/ COMMENTS
P901310 01	
-02	
-03	
-04	

COOLER CUSTODY SEALS INTACT  NOT INTACT  1/18  
COOLER TEMPERATURE 10 °C

Relinquished By (signature): <u>[Signature]</u>	Printed Name: <u>Cassidy</u>	Date: <u>1-19-99</u>	Time: <u>0940</u>	Received (signature): <u>[Signature]</u>	Printed Name: <u>LANCE A. DAVIDSON</u>	Date: <u>1-19-99</u>	Time: <u>0940</u>
Relinquished By (signature): <u>[Signature]</u>	Printed Name: <u>LANCE A. DAVIDSON</u>	Date:	Time:	Received (signature): <u>[Signature]</u>	Printed Name: <u>[Signature]</u>	Date: <u>1-20</u>	Time: <u>1230</u>
Relinquished By (signature): <u>[Signature]</u>	Printed Name:	Date: <u>1-20</u>	Time: <u>1410</u>	Received (signature): <u>[Signature]</u>	Printed Name: <u>Aura Demare</u>	Date: <u>1/19/99</u>	Time: <u>1232</u>

THE LABORATORY MUST PROVIDE A COPY OF THIS CHAIN-OF-CUSTODY WITH INVOICE AND RESULTS

Paul Her name 1/20/99 14:30